

# National Senior Certificate

## SCHOOL SUBJECT REPORT

*Let's grow South Africa together*



2019



**basic education**  
Department:  
Basic Education  
REPUBLIC OF SOUTH AFRICA





# Table Of Content

Forward .....	2
1. Introduction .....	4
2. Scope Of The Schools Subject Report .....	4
3. Utilisation Of The Schools Subject Report.....	4
4. Summary Of Candidates Performance In Gateway Subjects.....	5
4.1 NATIONAL PERFORMANCE IN 11 MOST POPULAR SUBJECTS: 2015-2019 .....	5
4.2 PROVINCIAL PERFORMANCE IN SELECTED SUBJECTS IN 2019 .....	6
5. Individual District Performance: 2019.....	7
6. School Level Subject Performance Per Province: 2019 .....	12
Eastern Cape .....	12
Free State .....	167
Gauteng.....	204
KwaZulu-Natal .....	353
Limpopo .....	539
Mpumalanga .....	705
North West.....	791
Northern Cape .....	860
Western Cape.....	879

# Forward



The Class of 2019 sat for the National Senior Certificate (NSC) examinations in a year that our great nation celebrated 25 years of democracy, constituted the sixth democratic parliament and South Africans united in celebrating yet another Rugby World Cup victory. In his State of the Nation Address, the President of the Republic of South Africa, the honourable Cyril Matamela Ramaphosa highlighted education as one of the seven priorities of the new administration. The cornerstone of the democratic era has been an improving education system committed to the pursuit of quality basic education, the necessary raising of standards and careful introspection of progress. Government's strategy of improving basic education quality has been articulated in the *National Development Plan (NDP) Vision 2030: Our future – Make it work*.

In this regard, the education sector has listed eleven priorities for this administration, which include inter alia, improving the foundational skills of literacy and numeracy; implementation of a curriculum with skills and competencies for a changing world; dealing decisively with the quality and efficiency through the implementation of standardised assessments; urgent implementation of the two-years of Early Childhood Development before Grade 1, promote school safety, health and social cohesion and complete an integrated Infrastructure Development Plan. It is against these priorities and noting that the education enterprise is a highly complex activity where the outcome is based on a multiplicity of factors, that we use the National Senior Certificate examination results, as one of the barometers to evaluate our success. There are noteworthy signs of progress as observed in the recent cycles of international and regional assessment programmes.

In terms of the Action Plan of the Department of Basic Education (DBE), the following three key targets are directly measured through the performance in the National Senior Certificate:

- (a) Increase the number of Grade 12 learners who become eligible for a Bachelor's Programme at a university;
- (b) Increase the number of Grade 12 learners who pass Mathematics; and
- (c) Increase the number of Grade 12 learners who pass Physical Science

The Quality Assurance Council, Umalusi, which plays a critical role in upholding the integrity of the NSC examination, has after rigorous verification of all examination processes, approved the results of the 2019 NSC examination. This achievement has been attributed to an examination and assessment system that has robust administrative systems and processes, set papers that are internationally comparable, improved its marking processes so that competent markers are appointed and trained, and introduced robust quality assurance measures to improve the quality of marking. The strengthened administration processes saw a reduction in examination irregularities. The NSC results are subjected to a rigorous standardisation process conducted by Umalusi prior to the release. The NSC examination processes have been consistently reviewed and strengthened over the past 25 years and the qualification is therefore trusted by employers, higher education institutions and the South African public

A total of 616 754 full-time candidates entered the 2019 NSC examinations. The achievements of the class of 2019 confirm that the standard and quality of the South African examinations system is improving annually and stabilising. The proficiency of our education system is confirmed by:

- An improvement in the pass rate and quality of passes in many gateway subjects
- A noteworthy and credible increase in the percentage of learners who achieved the NSC
- A significant increase in the percentage of learners qualifying for Bachelor's Studies
- phenomenal gains in the margins of improvement among Quintile 1 to 3 schools.



As we celebrate the Class of 2019, it is appropriate to applaud the astounding achievements of the champions of the Class of 2019. These are learners who have persevered despite all odds to ensure that they make our country proud. These bright stars will serve as inspirational icons for future classes and generation of learners. We salute you for your outstanding achievements and we are confident that you will take up your rightful place as the future leaders of our nation

The objective of the schooling system is to ensure that every learner attains a National Senior Certificate that serves as a gateway to a career, entrepreneurial opportunities or further studies. Therefore, learners who do not meet the requirements of the NSC in their first attempt, are offered a second opportunity in the June Examinations. The Department has also established a

Second Chance Programme, which offers support to learners that would require to write either the June Examination or the following examination as a part-time candidate.

Congratulations to the Class of 2019! Your hard work has been justly rewarded. I encourage you to see this achievement as an important milestone to even greater success in furthering your life opportunities in higher education, in the workplace and as valuable citizens in our constitutional democracy. I also thank parents, teachers, principals, teacher unions, communities, district and provincial officials, and social partners for supporting the Class of 2019. I therefore invite all education stakeholders and the broader South African republic to view the results with a sense of ownership and involvement to support the projects, programmes and efforts of the Department in our mission to deliver quality basic education to all learners.

The Department of Basic Education, together with the Provincial Departments of Education have set targets for each of the subjects for the Class of 2020 to aim towards. I call upon all of you to help us maintain the upward trajectory in the system, one subject at a time.

I therefore invite all education stakeholders to view the results in the School Subject Performance Report with a sense of ownership and involvement and to support the projects, programmes and “grow South Africa together.”



**MRS AM MOTSHEKGA, MP**  
**MINISTER OF BASIC EDUCATION**



# 1. Introduction

This edition of the Schools Subject Report comprises the 2019 NSC subject results for all schools in every province. These results are consolidated into a single reference document that allows all stakeholders to review, monitor and track subject performance of the schools in their respective local communities. This report provides historical data on the performance of the 11 gateway subjects.

In order to enable a comparative analysis, subject performance data for both 2018 and 2019 are provided. This report is a useful resource that can inform the design and implementation of appropriate interventions at school, district and provincial levels.

This report should be read in conjunction with the following complementary reports on the 2019 National Senior Certificate examination published by the Department of Basic Education:

- a) The 2019 National Senior Certificate Examination Report;
- b) National Schools Report that presents the overall school results over three years; and
- c) National Diagnostic Reports which provides an analysis learner performance in the 11 Gateway Subjects, the 11 Home Languages and Technical subjects; which identifies areas of poor performance, and recommends appropriate remedial measures in each of the subjects.

Together these four reports aims to provide a comprehensive overview of learner, school and subject performance on the 2019 NSC.

# 2. Scope Of The Schools Subject Report

The Schools Subject Report presents performance data in the following 11 gateway subjects: Accounting, Agricultural Sciences, Business Studies, Economics, English First Additional Language (FAL), Geography, History, Life Sciences, Mathematical Literacy, Mathematics and Physical Sciences.

Candidates' performance in these gateway subjects, at a national level over the last two years, precedes the summary table of candidates' performance in these subjects in each education district. This detailed set of data is provided to every school to enable them to measure progress made and evaluate reasons for upward or downward performance trends in 2018 and 2019.

# 3. Utilisation Of The Schools Subject Report

This report should be used by school managers, subject advisors, curriculum specialists and district planners to analyse a subject's overall performance within a school, and at cluster, circuit or district level. This report helps education stakeholders to identify the specific subjects where performance is poor and to ensure appropriate interventions are introduced. Where subject performance shows an upward trend within a school, circuit, district or province, the stakeholders must use the opportunity to identify the factors that have contributed to improved performance in specific subjects and consider how these best practices can be shared other teachers in the school where performance is low as well as with schools in that are performing poorly. The data may also be used to track learner performance in 2020 to ensure that their learners improve poor performance or maintain high performance. Early identification of poor performance will enable all stakeholders to implement appropriate interventions early enough to ensure the necessary impact thereby maintaining high levels of performance or improving performance.

School communities also have the opportunity to identify teacher capacity building needs and invest in this. A review of current equipment and curriculum resource needs is also necessary to ensure that the school is adequately resourced to harness the collective efforts and potential of teachers and learners so that they are motivated to improve upon their 2019 performance in selected subjects.

# 4. Summary Of Candidates Performance In Gateway Subjects

## 4.1 NATIONAL PERFORMANCE IN 11 MOST POPULAR SUBJECTS: 2015-2019

Subject Description	Year														
	2015			2016			2017			2018			2019		
	Total Wrote	Achieved30-100%	% Achieved at 30% and Above	Total Wrote	Achieved30-100%	% Achieved at 30% and Above	Total Wrote	Achieved30-100%	% Achieved at 30% and Above	Total Wrote	Achieved30-100%	% Achieved at 30% and Above	Total Wrote	Achieved30-100%	% Achieved at 30% and Above
Accounting	140 474	83 747	59.6	128 853	89 507	69.5	103 427	68 318	66.1	90 278	65 481	72.5	80 110	62 796	78.4
Agricultural Sciences	104 251	80 125	76.9	106 386	80 184	75.4	98 522	69 360	70.4	95 291	66 608	69.9	92 680	69 132	74.6
Business Studies	247 822	187 485	75.7	234 894	173 195	73.7	204 849	139 386	68	192 139	124 618	64.9	186 840	132 571	71
Economics	165 642	112 922	68.2	155 908	101 787	65.3	128 796	91 488	71	115 169	84 395	73.3	107 940	74 796	69.3
English First Additional Language	543 941	528 157	97.1	547 292	533 235	97.4	503 151	488 572	97.1	498 959	485 112	97.2	489 072	477 560	97.6
Geography	303 985	234 209	77	302 600	231 588	76.5	276 771	212 954	76.9	269 621	200 116	74.2	271 807	218 821	80.5
History	154 398	129 643	84	157 594	132 457	84	147 668	127 031	86	154 536	138 570	89.7	164 729	148 271	90
Life Sciences	348 076	245 164	70.4	347 662	245 070	70.5	318 474	236 809	74.4	310 041	236 584	76.3	301 037	217 729	72.3
Mathematical Literacy	388 845	277 594	71.4	361 865	257 881	71.3	313 030	231 230	73.9	294 204	213 225	72.5	298 607	240 816	80.6
Mathematics	263 903	129 481	49.1	265 810	135 958	51.1	245 103	127 197	51.9	233 858	135 638	58	222 034	121 179	54.6
Physical Sciences	193 189	113 121	58.6	192 618	119 427	62	179 561	116 862	65.1	172 319	127 919	74.2	164 478	124 237	75.5

## 4.2 PROVINCIAL PERFORMANCE IN SELECTED SUBJECTS IN 2019

Province Name	Subject Description																					
	Accounting		Agricultural Sciences		Business Studies		Economics		English First Additional Language		Geography		History		Life Sciences		Mathematical Literacy		Mathematics		Physical Sciences	
	Total Wrote	% Achieved at 30% and Above	Total Wrote	% Achieved at 30% and Above	Total Wrote	% Achieved at 30% and Above	Total Wrote	% Achieved at 30% and Above	Total Wrote	% Achieved at 30% and Above	Total Wrote	% Achieved at 30% and Above	Total Wrote	% Achieved at 30% and Above	Total Wrote	% Achieved at 30% and Above	Total Wrote	% Achieved at 30% and Above	Total Wrote	% Achieved at 30% and Above	Total Wrote	% Achieved at 30% and Above
EASTERN CAPE	10 365	80.7	19 621	80.9	20 102	68.1	14 013	73.1	67 569	96.5	28 256	80.8	21 419	87.2	41 336	71.2	28 851	76	35 270	41.8	23 703	70.3
FREE STATE	5 940	81.6	1 984	77.2	11 164	74.4	6 333	70.9	25 845	99.5	11 605	90.3	5 366	89.4	12 818	80.5	16 869	87.5	9 886	68.5	7 889	82.7
GAUTENG	13 931	85.5	863	85.2	42 503	77.4	21 188	75.4	70 712	99.7	49 437	85.7	36 768	96.6	46 850	79.1	63 439	87.5	35 412	67.8	25 765	84
KWAZULU-NATAL	22 539	75.2	19 586	76.9	50 518	69.9	25 713	69	115 957	96.5	64 999	78.8	40 439	88.1	70 958	73.9	63 200	77.6	57 882	48.5	39 499	74.8
LIMPOPO	11 394	68.6	27 756	68.9	15 693	65.7	18 251	59.1	89 722	96.3	49 491	76.3	17 594	83.2	52 377	66.4	41 808	73.2	34 148	53.1	28 911	72
MPUMALANGA	6 409	77.8	15 724	73.4	13 870	63	7 642	65.4	49 941	98.1	23 169	77.7	8 874	83.2	29 654	72.7	23 671	75.1	22 621	51.6	19 679	70.9
NORTH WEST	2 960	80.9	5 377	74.9	8 670	78.8	4 647	74.8	28 803	99.5	17 743	84.1	8 750	89.7	15 400	74	18 734	86.2	8 783	62.2	6 939	79
NORTHERN CAPE	806	82.8	1 041	63.7	3 166	60.2	1 604	54.9	9 854	99.5	5 895	73.9	4 119	91.7	5 639	58.6	6 910	80.1	2 613	56.6	2 111	69.2
WESTERN CAPE	5 766	84.3	728	78.3	21 154	69.1	8 549	72.5	30 669	99.5	21 212	79.4	21 400	93.6	26 005	67.1	35 125	84.1	15 419	70.2	9 982	81.8
National	80 110	78.4	92 680	74.6	186 840	71	107 940	69.3	489 072	97.6	271 807	80.5	164 729	90	301 037	72.3	298 607	80.6	222 034	54.6	164 478	75.5

## 5. Individual District Performance: 2019

Province Name	Province Districts	Subject Description																					
		Accounting		Agricultural Sciences		Business Studies		Economics		English First Additional Language		Geography		History		Life Sciences		Mathematical Literacy		Mathematics		Physical Sciences	
		Total Wrote	% Achieved at 30% and Above	Total Wrote	% Achieved at 30% and Above	Total Wrote	% Achieved at 30% and Above	Total Wrote	% Achieved at 30% and Above	Total Wrote	% Achieved at 30% and Above	Total Wrote	% Achieved at 30% and Above	Total Wrote	% Achieved at 30% and Above	Total Wrote	% Achieved at 30% and Above	Total Wrote	% Achieved at 30% and Above	Total Wrote	% Achieved at 30% and Above	Total Wrote	% Achieved at 30% and Above
EASTERN CAPE	ALFRED NZO EAST	698	81.9	1 388	83.1	1 083	70.3	992	74.7	4 406	94.3	1 684	77.1	875	89.3	2 095	77.3	1 368	73.6	2 266	47.3	1 494	75.6
	ALFRED NZO WEST	1 274	84	3 247	81.1	1 535	82.5	1 879	79.1	7 831	96.6	2 963	82.5	2 167	88.3	4 662	69.5	2 316	69.7	4 489	30.9	2 932	64.3
	AMATHOLE EAST	1 341	81.5	2 540	84.6	1 706	74.6	1 953	78.8	7 177	94.6	2 254	84.1	1 842	86.3	4 506	75.6	1 965	69.9	4 263	36.6	2 774	71.3
	AMATHOLE WEST	263	71.9	1 867	69.1	705	56.6	542	56.6	3 225	94.8	915	72.6	1 171	80.4	2 020	55.6	2 161	67	961	25	616	52.1
	BUFFALO CITY	1 286	78.3	1 289	74.2	2 829	70.7	1 573	69.2	5 977	97.8	3 020	81.4	3 095	88	4 002	68.8	4 383	79.8	3 140	52.5	2 160	72
	CHRIS HANI EAST	628	71.2	1 624	78.9	850	74.2	763	76.3	4 173	96.9	1 823	83.2	702	85.6	2 895	74.4	860	71.5	2 778	37.7	1 762	62
	CHRIS HANI WEST	517	76	1 254	75.1	1 786	60.2	782	62.1	4 230	96	1 915	78.8	1 453	84	2 232	72.4	2 532	76	1 640	49.3	1 020	73.3
	JOE GQABI	344	85.8	1 112	81.8	833	74.3	567	71.4	3 728	96.8	1 404	75.9	921	87.4	2 070	70.5	1 455	76.2	1 617	40.2	1 189	66
	NELSON MANDELA METRO	994	87.1	113	82.3	3 948	63.3	1 095	66	6 177	99.1	2 669	79.6	3 381	90.9	4 174	69.3	5 228	85.8	2 821	59.1	1 964	76.3
	OR TAMBO COASTAL	1 329	80.4	2 199	85.3	2 086	69.6	1 917	74.1	8 734	95.7	4 186	82	2 178	86	5 214	71.4	2 292	72.8	4 673	38.4	3 042	73.1
	OR TAMBO INLAND	1 409	81.5	2 896	86.9	1 706	71.3	1 635	80.1	9 505	96.7	4 328	83.4	2 471	88.3	6 190	75.8	2 237	73.7	6 025	41.9	4 365	72.3
	SARAH BAARTMAN	282	77	92	76.1	1 035	48.9	315	51.4	2 406	98.8	1 095	74.2	1 163	83.3	1 276	58	2 054	74.4	597	58.6	385	75.1
FREE STATE	FEZILE DABI	848	87.7	187	89.8	1 970	71.4	1 036	71.7	4 634	99.5	1 955	90.5	1 296	89.9	2 078	82	3 151	89.7	1 460	73.8	1 206	81.9
	LEJWELEPUTSWA	1 405	77.4	197	87.8	2 432	73.6	1 633	71.1	5 080	99.6	2 650	89.4	1 115	88.4	2 435	78.9	3 344	88.6	2 174	60.7	1 670	79.2
	MOTHEO	1 671	84.6	566	76.1	3 730	73.8	1 929	67.9	7 781	99.2	3 025	89.9	1 684	91.1	3 702	80.2	5 298	85.6	3 209	71.2	2 420	83.6
	THABO MOFUTSANYANA	1 810	78	1 004	72.8	2 546	79.5	1 507	73.4	7 280	99.6	3 556	91.8	996	88.7	4 211	81.2	4 369	87.7	2 775	70	2 394	84.6
	XHARIEP	206	92.2	30	96.7	486	67.9	228	74.6	1 070	99.5	419	87.4	275	82.9	392	76	707	85.7	268	54.5	199	85.4

Province Name	Province Districts	Subject Description																					
		Accounting		Agricultural Sciences		Business Studies		Economics		English First Additional Language		Geography		History		Life Sciences		Mathematical Literacy		Mathematics		Physical Sciences	
		Total Wrote	% Achieved at 30% and Above	Total Wrote	% Achieved at 30% and Above	Total Wrote	% Achieved at 30% and Above	Total Wrote	% Achieved at 30% and Above	Total Wrote	% Achieved at 30% and Above	Total Wrote	% Achieved at 30% and Above	Total Wrote	% Achieved at 30% and Above	Total Wrote	% Achieved at 30% and Above	Total Wrote	% Achieved at 30% and Above	Total Wrote	% Achieved at 30% and Above	Total Wrote	% Achieved at 30% and Above
GAUTENG	EKURHULENI NORTH	1 219	80.7	166	91	4 536	79.7	1 991	75.7	5 868	99.8	4 421	89.6	3 494	97.4	4 530	81.1	5 595	90.8	3 656	66.6	2 412	84.5
	EKURHULENI SOUTH	1 352	87.3	186	74.2	4 309	74	2 778	73.9	7 849	99.5	4 714	84.2	3 643	96	4 608	78.2	7 280	85.6	3 337	66.5	2 380	83.5
	GAUTENG EAST	624	85.1	31	96.8	2 514	72.1	1 590	70.9	5 941	99.6	3 631	83.6	2 738	96.1	2 842	77.9	4 735	84.9	2 035	60.2	1 607	80.5
	GAUTENG NORTH	169	92.9	28	82.1	764	80.4	298	84.2	1 373	99.9	891	88.6	336	97.6	674	79.2	942	89.1	520	73.3	413	84.3
	GAUTENG WEST	889	91.9	68	98.5	2 587	83.5	997	78.4	5 016	99.9	3 418	87.1	1 595	96	3 219	82.8	4 124	88.5	2 201	66.6	1 647	83.2
	JOHANNESBURG CENTRAL	1 255	82.9			3 982	74.9	1 861	73.6	4 799	99.7	4 178	81.6	4 019	95.1	4 106	73.7	5 435	83	2 628	59.8	1 797	80.9
	JOHANNESBURG EAST	1 173	85.8	52	96.2	3 524	77.3	1 298	80.3	3 765	99.7	4 253	89.6	3 512	98.2	3 673	81.6	4 939	88.9	2 617	74.7	1 885	85.8
	JOHANNESBURG NORTH	1 088	86.8			3 018	79.2	1 231	80.4	3 936	99.8	3 874	87.4	3 243	96.9	3 726	77.3	4 355	89.7	2 802	72.4	1 981	87
	JOHANNESBURG SOUTH	1 040	78.7	91	89	2 775	75.1	1 455	73.4	3 565	99	3 772	83.5	2 970	96.4	3 620	74.5	4 189	84.3	2 433	59.6	1 766	78.1
	JOHANNESBURG WEST	701	82			2 155	72.7	1 209	77.8	3 783	99.9	2 429	87.6	2 021	98.4	2 095	83.4	3 503	89.4	1 429	71.3	1 058	86.8
	SEDIBENG EAST	291	89	23	87	1 225	80.8	590	78.8	1 801	99.9	970	90.2	597	96.8	1 327	77.6	1 617	93.3	956	66.1	690	84.1
	SEDIBENG WEST	674	81.8	58	87.9	1 932	77.3	1 685	66.5	5 233	99.3	2 536	76.8	1 634	94.2	2 677	71.9	3 304	82	1 872	47.2	1 551	69.1
	TSHWANE NORTH	761	84.5	102	78.4	2 111	77.2	1 066	76.9	6 059	99.7	2 924	86.9	2 169	96.7	2 975	79.7	3 910	88.9	2 049	73.2	1 622	86.3
	TSHWANE SOUTH	1 729	93.4	7	71.4	4 325	83.8	1 749	79.4	6 164	100	3 717	89.9	2 728	97	3 939	87.8	5 233	93.6	4 463	83.9	3 169	94.5
	TSHWANE WEST	966	82.2	51	76.5	2 746	72.9	1 390	76	5 560	99.4	3 709	82.5	2 069	96.6	2 839	78.7	4 278	84.4	2 414	62.2	1 787	82.5

Province Name	Province Districts	Subject Description																					
		Accounting		Agricultural Sciences		Business Studies		Economics		English First Additional Language		Geography		History		Life Sciences		Mathematical Literacy		Mathematics		Physical Sciences	
		Total Wrote	% Achieved at 30% and Above	Total Wrote	% Achieved at 30% and Above	Total Wrote	% Achieved at 30% and Above	Total Wrote	% Achieved at 30% and Above	Total Wrote	% Achieved at 30% and Above	Total Wrote	% Achieved at 30% and Above	Total Wrote	% Achieved at 30% and Above	Total Wrote	% Achieved at 30% and Above	Total Wrote	% Achieved at 30% and Above	Total Wrote	% Achieved at 30% and Above	Total Wrote	% Achieved at 30% and Above
KWAZULU-NATAL	AMAJUBA	1 106	82.7	674	79.7	3 007	73.3	1 136	70	6 940	98.9	4 240	84.3	2 215	90.5	3 764	76.6	3 617	86.5	2 959	57.9	2 195	79.5
	HARRY GWALA	819	78.1	1 420	80.1	2 159	69.8	1 043	64.4	5 909	97.5	3 470	75.9	2 708	87.7	2 868	76.7	3 160	72.9	2 216	41.1	1 397	76.3
	ILEMBE	1 317	68.3	637	77.7	2 991	71.2	1 686	64.7	6 937	95.9	2 954	79.6	2 123	89.2	3 411	69.4	3 220	70.7	3 128	38.7	1 815	69.5
	KING CETSHWAYO	2 503	69.4	3 639	75.6	5 166	69.3	3 055	69.1	15 992	95.3	7 710	76.4	3 319	86	9 557	69.5	5 648	74.8	8 430	40.4	5 971	65.4
	PINETOWN	2 548	82.7	305	83.6	5 688	70.4	2 103	71.8	10 734	97.1	6 830	79.1	5 783	89.3	6 981	80	8 607	79.2	5 523	58.3	3 636	80.4
	UGU	1 273	87.5	1 884	78.7	2 935	78	1 264	73.2	7 905	98.6	4 261	85.3	3 376	92.3	4 841	78.5	4 691	85.2	2 962	57.4	1 901	85.4
	UMGUNGUNDLOVU	1 962	78.5	907	84.7	4 466	67.3	2 280	70.5	8 629	94.9	5 833	78.9	3 923	88.2	6 056	72.1	5 943	80	4 244	53.5	2 600	79.3
	UMKHANYAKUDE	1 784	64.5	3 752	79.7	4 813	70.5	3 225	66.4	13 199	97.3	6 349	75.9	4 432	86.2	7 182	71.4	7 717	71.6	4 615	47.9	3 893	73.5
	UMLAZI	3 622	77.4	1 124	64.2	8 213	67.4	2 924	69.9	10 222	97.8	8 094	80.6	6 051	90.3	9 266	75.6	9 034	77.5	8 780	54.5	5 532	76.5
	UMZINYATHI	1 813	76.8	1 270	74.5	3 420	74.2	2 265	72.4	7 543	95.7	3 784	81.4	1 094	81.6	4 403	73.9	2 583	79.3	4 502	38.7	2 921	74.2
	UTHUKELA	1 602	73.7	1 127	81.1	2 920	69	1 686	68.4	8 195	94.8	5 017	79.4	2 835	86.5	4 807	75.9	3 476	81.2	4 024	46.6	2 690	81.3
	ZULULAND	2 190	66.8	2 847	72.4	4 740	65.1	3 046	67.5	13 752	95.7	6 457	73.5	2 580	81.8	7 822	71.5	5 504	74.8	6 499	46.4	4 948	70.7



Province Name	Province Districts	Subject Description																					
		Accounting		Agricultural Sciences		Business Studies		Economics		English First Additional Language		Geography		History		Life Sciences		Mathematical Literacy		Mathematics		Physical Sciences	
		Total Wrote	% Achieved at 30% and Above	Total Wrote	% Achieved at 30% and Above	Total Wrote	% Achieved at 30% and Above	Total Wrote	% Achieved at 30% and Above	Total Wrote	% Achieved at 30% and Above	Total Wrote	% Achieved at 30% and Above	Total Wrote	% Achieved at 30% and Above	Total Wrote	% Achieved at 30% and Above	Total Wrote	% Achieved at 30% and Above	Total Wrote	% Achieved at 30% and Above	Total Wrote	% Achieved at 30% and Above
LIMPOPO	CAPRICORN NORTH	1 351	64.1	3 343	72.8	1 759	63.5	2 243	58.4	8 580	96.9	3 647	75.7	603	78.1	5 190	68.9	3 672	69.9	3 567	49.3	2 975	69.3
	CAPRICORN SOUTH	1 915	74.6	3 753	69.9	2 729	69.1	2 851	64.6	11 542	97.9	6 393	79.7	1 251	87.1	6 846	71.3	4 751	76.8	5 604	51.8	4 218	72.1
	MOGALAKWENA	589	57.6	1 584	68.3	802	56.7	788	56.7	4 544	95.9	1 935	78.4	524	89.1	2 706	61.6	1 902	76.6	1 830	47	1 683	66.4
	MOPANI EAST	849	74.6	3 593	69.2	1 356	66.8	1 494	61.1	10 070	96.4	6 134	73.3	2 912	79.3	6 387	63.6	5 825	70.4	3 069	58.9	2 868	74.4
	MOPANI WEST	878	67.7	2 415	64.4	1 542	65.5	1 808	60.7	8 083	97.1	4 980	71.6	2 400	78.7	4 911	61.6	5 231	70.5	2 339	50.6	2 303	62.8
	SEKHUKHUNE EAST	1 358	51.7	3 147	64.9	1 535	53.7	1 793	45.8	8 856	92.4	3 884	68.7	556	75.7	5 225	61.4	2 958	63.3	4 123	44.1	3 353	63.4
	SEKHUKHUNE SOUTH	1 250	58.8	3 799	64.5	1 762	56.1	2 069	47.1	9 537	94.4	4 066	71.8	849	84.6	5 511	63.3	4 016	69.2	3 842	49.1	3 312	69.5
	VHEMBE EAST	1 662	81.3	3 096	73.6	2 068	73.7	3 015	64.8	15 037	96.6	10 128	81	4 436	85.5	8 070	73.3	6 789	78.2	5 412	60.7	4 576	81.7
	VHEMBE WEST	1 290	76.8	2 471	73	1 515	77.2	1 825	66	10 744	97.1	6 824	78.5	3 505	85.4	6 131	65.1	5 079	77.6	3 518	60.3	2 924	79.1
	WATERBERG 2	252	69.8	555	67.2	625	70.1	365	60	2 729	98.8	1 500	78.6	558	87.5	1 400	68.8	1 585	78	844	62.7	699	76.7
MPUMALANGA	BOHLABELA	1 291	65.1	4 623	67.2	3 439	51.4	2 512	58.4	12 607	95.8	3 896	67	4 866	80.6	6 766	68.8	5 729	56.7	5 870	39.9	4 995	63.4
	EHLANZENI	1 896	78.6	6 696	77.1	2 829	66.4	1 499	67.6	13 468	98.6	7 685	80.7	1 751	83.8	9 151	75.6	6 278	79.1	5 965	52.9	5 187	70.9
	GERT SIBANDE	1 514	82.2	2 320	76.3	2 972	64.6	1 650	65.8	11 226	98.5	5 498	81.3	1 316	89.1	7 235	73	4 942	82	5 490	56.4	4 954	74
	NKANGALA	1 708	82.6	2 085	71.6	4 630	68.5	1 981	72.4	12 640	99.3	6 090	77.6	941	87.1	6 502	72.1	6 722	82	5 296	58.1	4 543	75.6
NORTH WEST	BOJANALA	1 401	86.5	1 094	78.8	3 795	82.4	1 849	81	11 567	99.8	7 657	85.9	3 763	92.7	5 840	77.2	7 693	88.5	3 707	67.6	3 150	79.8
	DR. K. KAUNDA	603	80.6	438	73.7	1 996	77	828	74.4	4 772	99.7	2 768	80.5	1 837	91.1	2 476	73.1	3 286	86.2	1 779	62.6	1 264	77.4
	DR. R.S. MOMPATI	248	67.3	1 187	70.3	844	70.9	518	67.6	4 603	98.2	2 504	79	1 471	80	2 286	69.3	2 912	80.5	920	55.3	752	81.9
	NGAKA M. MOLEMA	708	74.9	2 658	75.6	2 035	77.3	1 452	69.8	7 861	99.6	4 814	85.8	1 679	89.9	4 798	72.8	4 843	86	2 377	56.1	1 773	77.6

Province Name	Province Districts	Subject Description																					
		Accounting		Agricultural Sciences		Business Studies		Economics		English First Additional Language		Geography		History		Life Sciences		Mathematical Literacy		Mathematics		Physical Sciences	
		Total Wrote	% Achieved at 30% and Above	Total Wrote	% Achieved at 30% and Above	Total Wrote	% Achieved at 30% and Above	Total Wrote	% Achieved at 30% and Above	Total Wrote	% Achieved at 30% and Above	Total Wrote	% Achieved at 30% and Above	Total Wrote	% Achieved at 30% and Above	Total Wrote	% Achieved at 30% and Above	Total Wrote	% Achieved at 30% and Above	Total Wrote	% Achieved at 30% and Above	Total Wrote	% Achieved at 30% and Above
NORTHERN CAPE	FRANCES BAARD	308	80.2	436	61.2	1 146	63	754	59.9	3 015	99.5	2 296	73.3	1 429	90.1	2 120	59.1	2 453	79.5	1 161	59.3	932	65.5
	JOHN TAOLO GAETSEWE	96	92.7	555	64.5	409	62.6	281	61.2	2 526	99.3	1 570	68.1	644	91.9	1 310	61.1	1 361	77.9	659	49.6	617	73.1
	NAMAQUA	77	94.8	13	53.8	436	60.3	71	36.6	903	99.7	578	92.6	292	97.3	438	70.3	688	92.6	158	63.9	124	79.8
	PIXLEY KA SEMA	125	81.6	30	86.7	614	52.9	178	64.6	1 431	99.9	516	70.9	746	91.3	657	53.4	1 025	76	215	53	148	68.9
	Z F MGCAWU	200	78	7	71.4	561	60.4	320	35.9	1 979	99.3	935	75	1 008	92.7	1 114	53.2	1 383	79.9	420	59.5	290	68.3
WESTERN CAPE	CAPE WINELANDS	933	89.2	232	74.6	2 860	58.1	1 093	69.8	6 400	99.8	3 527	75.4	3 616	92.2	3 417	60.7	5 439	79.9	2 040	75.5	1 256	87.3
	EDEN & CENTRAL KAROO	528	86.6	130	76.2	2 305	67.8	918	68	4 709	99.4	1 957	76.6	1 932	93.7	1 859	68.6	3 918	82.2	1 182	71	709	84.8
	METRO CENTRAL	983	87.4			3 442	71.4	1 299	76.6	1 912	99.2	3 579	83.9	3 785	95.4	4 692	70.9	4 962	87.2	3 196	73.9	2 002	86
	METRO EAST	994	73.3	141	73	3 647	67.5	1 918	71.9	6 706	99.4	3 577	76.1	3 210	90.7	4 781	64.1	6 306	80.5	2 783	60	1 934	73.2
	METRO NORTH	1 137	85.1	47	87.2	3 625	78.1	1 517	74.9	4 065	99.7	2 575	79.6	3 117	95.9	3 959	73.3	5 276	89.1	2 678	74.9	1 644	84.7
	METRO SOUTH	768	81.1	48	85.4	3 413	71.4	1 333	73.5	2 726	99.2	4 104	83	3 929	94	5 277	66.7	5 778	85.5	2 595	66.8	1 800	77.2
	OVERBERG	174	93.7	105	83.8	785	66.9	106	80.2	1 751	99.4	1 009	81.3	703	93	760	64.1	1 532	84.3	347	70	219	85.4
	WEST COAST	249	92	25	100	1 077	62.7	365	63.6	2 400	99.8	884	77.4	1 108	92.6	1 260	63.5	1 914	86.3	598	71.2	418	86.1

## 6. School Level Subject Performance Per Province: 2019

# Eastern Cape

Province Districts	Centre Name	Year	Centre Number	Quintile	Subject Description																																	
					Accounting			Agricultural Sciences			Business Studies			Economics			English First Additional Language			Geography			History			Life Sciences			Mathematical Literacy			Mathematics			Physical Sciences			
					Total Wrote	Achieved 30 - 100% % Achieved at 30% and Above		Total Wrote	Achieved 30 - 100% % Achieved at 30% and Above		Total Wrote	Achieved 30 - 100% % Achieved at 30% and Above		Total Wrote	Achieved 30 - 100% % Achieved at 30% and Above		Total Wrote	Achieved 30 - 100% % Achieved at 30% and Above		Total Wrote	Achieved 30 - 100% % Achieved at 30% and Above		Total Wrote	Achieved 30 - 100% % Achieved at 30% and Above		Total Wrote	Achieved 30 - 100% % Achieved at 30% and Above		Total Wrote	Achieved 30 - 100% % Achieved at 30% and Above		Total Wrote	Achieved 30 - 100% % Achieved at 30% and Above		Total Wrote	Achieved 30 - 100% % Achieved at 30% and Above		
ALFRED NZO EAST	A D TSHAYINGCA SECONDARY SCHOOL	2019	4241001	3	48	47	97.9	56	53	94.6	74	30	40.5	52	37	71.2	255	251	98.4	128	97	75.8	57	48	84.2	92	89	96.7	88	78	88.6	127	95	74.8	91	89	97.8	
	A D TSHAYINGCA SECONDARY SCHOOL	2018	4241001	3	36	32	88.9	87	84	96.6	32	9	28.1	30	14	46.7	237	232	97.9	125	92	73.6	55	47	85.5	174	148	85.1	75	58	77.3	117	96	82.1	90	79	87.8	
	BALENI SENIOR SECONDARY SCHOOL	2019	4241002	1	23	21	91.3	73	57	78.1	24	15	62.5	22	19	86.4	124	117	94.4	28	17	60.7				70	52	74.3	25	18	72	80	42	52.5	64	50	78.1	
	BALENI SENIOR SECONDARY SCHOOL	2018	4241002	1	14	13	92.9	66	48	72.7	15	12	80	14	13	92.9	128	124	96.9	40	3	7.5				66	47	71.2	39	18	46.2	77	48	62.3	64	47	73.4	
	BIZANA SENIOR SECONDARY SCHOOL	2019	4241003	3	21	12	57.1	127	122	96.1	20	13	65	26	8	30.8	417	409	98.1	218	183	83.9	106	97	91.5	236	207	87.7	96	70	72.9	231	182	78.8	195	157	80.5	
	BIZANA SENIOR SECONDARY SCHOOL	2018	4241003	3	37	31	83.8	104	103	99	42	33	78.6	41	31	75.6	323	317	98.1	165	157	95.2	60	51	85	206	180	87.4	47	41	87.2	216	154	71.3	135	122	90.4	
	CANGCI COMPREHENSIVE TECHNICAL HIGH	2019	4241004	1	23	22	95.7	41	36	87.8	39	34	87.2	22	15	68.2	140	133	95							41	28	68.3	17	12	70.6	57	33	57.9	36	30	83.3	
	CANGCI COMPREHENSIVE TECHNICAL HIGH	2018	4241004	1	6	6	100	27	26	96.3	19	17	89.5	19	15	78.9	98	92	93.9	13	6	46.2				39	33	84.6	13	8	61.5	53	39	73.6	50	38	76	
	CHIEF DUMILE SENIOR SECONDARY SCHOOL	2019	4241005	1	35	28	80	113	95	84.1	49	31	63.3	41	37	90.2	195	183	93.8	71	59	83.1				92	81	88	96	71	74	63	34	54	39	39	100	
	CHIEF DUMILE SENIOR SECONDARY SCHOOL	2018	4241005	1	15	13	86.7	154	147	95.5	36	15	41.7	29	27	93.1	202	193	95.5	115	94	81.7				149	137	91.9	91	59	64.8	84	43	51.2	34	34	100	
	DUDUMENI HIGH SCHOOL	2019	4241006	1	28	26	92.9				28	28	100	28	26	92.9	60	60	100	32	29	90.6	32	32	100	32	29	90.6	32	29	90.6	28	18	64.3				
	DUDUMENI HIGH SCHOOL	2018	4241006	1	32	32	100				32	32	100	32	32	100	65	65	100	32	24	75	34	32	94.1	31	30	96.8	31	28	90.3	32	13	40.6				

Province Districts	Centre Name	Year	Centre Number	Quintile	Subject Description																																
					Accounting			Agricultural Sciences			Business Studies			Economics			English First Additional Language			Geography			History			Life Sciences			Mathematical Literacy			Mathematics			Physical Sciences		
					Total Wrote	Achieved 30 - 100%	% Achieved at 30% and Above	Total Wrote	Achieved 30 - 100%	% Achieved at 30% and Above	Total Wrote	Achieved 30 - 100%	% Achieved at 30% and Above	Total Wrote	Achieved 30 - 100%	% Achieved at 30% and Above	Total Wrote	Achieved 30 - 100%	% Achieved at 30% and Above	Total Wrote	Achieved 30 - 100%	% Achieved at 30% and Above	Total Wrote	Achieved 30 - 100%	% Achieved at 30% and Above	Total Wrote	Achieved 30 - 100%	% Achieved at 30% and Above	Total Wrote	Achieved 30 - 100%	% Achieved at 30% and Above	Total Wrote	Achieved 30 - 100%	% Achieved at 30% and Above			
ALFRED NZO EAST	DUMSI COMPREHENSIVE HIGH SCHOOL	2019	4241007	1	16	14	87.5	13	13	100	17	13	76.5	31	25	80.6	54	52	96.3	18	16	88.9	21	15	71.4	15	14	93.3	16	9	56.3	28	6	21.4	13	12	92.3
	DUMSI COMPREHENSIVE HIGH SCHOOL	2018	4241007	1	15	15	100	12	12	100	15	15	100	39	34	87.2	71	69	97.2	36	31	86.1	32	29	90.6	25	25	100	23	10	43.5	40	25	62.5	25	23	92
	ENQABENI SENIOR SECONDARY SCHOOL	2019	4241008	1	19	19	100	47	44	93.6	19	8	42.1	19	14	73.7	116	90	77.6	34	26	76.5	36	33	91.7	38	37	97.4	12	9	75	78	25	32.1	36	33	91.7
	ENQABENI SENIOR SECONDARY SCHOOL	2018	4241008	1	16	14	87.5	28	28	100	16	11	68.8	17	13	76.5	82	76	92.7	33	13	39.4	37	19	51.4	26	26	100	31	14	45.2	41	35	85.4	25	23	92
	ENYANISWENI SENIOR SECONDARY SCHOOL	2019	4241036	3				33	30	90.9							99	93	93.9	57	50	87.7	57	51	89.5	95	68	71.6	58	40	69	35	24	68.6	35	29	82.9
	ENYANISWENI SENIOR SECONDARY SCHOOL	2018	4241036	3				52	33	63.5							124	124	100	62	43	69.4	71	41	57.7	117	56	47.9	61	44	72.1	48	25	52.1	48	25	52.1
	GREENVILLE SENIOR SECONDARY SCHOOL	2019	4241009	1	16	13	81.3	25	25	100	15	11	73.3	15	11	73.3	65	61	93.8	17	16	94.1	24	18	75	42	30	71.4	32	29	90.6	25	16	64	25	18	72
	GREENVILLE SENIOR SECONDARY SCHOOL	2018	4241009	1	20	11	55	32	30	93.8	20	11	55	20	13	65	80	78	97.5	20	16	80	21	19	90.5	60	37	61.7	32	21	65.6	38	31	81.6	31	29	93.5
	GUMZANA SENIOR SECONDARY SCHOOL	2019	4241010	3	42	37	88.1	60	56	93.3	42	33	78.6	38	29	76.3	176	169	96	76	58	76.3	74	74	100	58	41	70.7	94	56	59.6	65	24	36.9	54	39	72.2
	GUMZANA SENIOR SECONDARY SCHOOL	2018	4241010	3	19	13	68.4	41	33	80.5	21	12	57.1	19	12	63.2	105	92	87.6	41	24	58.5	38	34	89.5	47	31	66	49	17	34.7	51	19	37.3	48	24	50
	HLAMANDANA SENIOR SECONDARY SCHOOL	2019	4241011	2	18	14	77.8	25	15	60	31	24	77.4	32	28	87.5	98	93	94.9	29	20	69	36	36	100	24	17	70.8	58	43	74.1	32	17	53.1	21	13	61.9
HLAMANDANA SENIOR SECONDARY SCHOOL	2018	4241011	2	6	6	100	15	11	73.3	7	6	85.7	6	6	100	46	46	100	21	12	57.1	25	25	100	12	11	91.7	25	19	76	17	10	58.8	11	11	100	

Province Districts	Centre Name	Year	Centre Number	Quintile	Subject Description																																
					Accounting			Agricultural Sciences			Business Studies			Economics			English First Additional Language			Geography			History			Life Sciences			Mathematical Literacy			Mathematics			Physical Sciences		
					Total Wrote	Achieved 30 - 100% % Achieved at 30% and Above		Total Wrote	Achieved 30 - 100% % Achieved at 30% and Above		Total Wrote	Achieved 30 - 100% % Achieved at 30% and Above		Total Wrote	Achieved 30 - 100% % Achieved at 30% and Above		Total Wrote	Achieved 30 - 100% % Achieved at 30% and Above		Total Wrote	Achieved 30 - 100% % Achieved at 30% and Above		Total Wrote	Achieved 30 - 100% % Achieved at 30% and Above		Total Wrote	Achieved 30 - 100% % Achieved at 30% and Above		Total Wrote	Achieved 30 - 100% % Achieved at 30% and Above		Total Wrote	Achieved 30 - 100% % Achieved at 30% and Above		Total Wrote	Achieved 30 - 100% % Achieved at 30% and Above	
ALFRED NZO EAST	MADIKIZELA SENIOR SECONDARY SCHOOL	2019	4241012	1	10	9	90	62	23	37.1	11	3	27.3	11	5	45.5	73	52	71.2	32	13	40.6				61	19	31.1	40	25	62.5	31	9	29	29	17	58.6
	MADIKIZELA SENIOR SECONDARY SCHOOL	2018	4241012	1	15	9	60	39	29	74.4	17	7	41.2	15	12	80	67	54	80.6	8	7	87.5				37	26	70.3	26	19	73.1	31	18	58.1	28	23	82.1
	MAJAVU SECONDARY SCHOOL	2019	4241013	3	7	6	85.7	31	31	100	53	39	73.6	19	19	100	107	105	98.1	62	50	80.6	60	56	93.3	31	31	100	58	54	93.1	35	25	71.4	26	23	88.5
	MAJAVU SECONDARY SCHOOL	2018	4241013	3	8	7	87.5	41	40	97.6	15	14	93.3	60	60	100	109	109	100	53	42	79.2	57	56	98.2	40	40	100	58	48	82.8	40	34	85	36	30	83.3
	MAQONGWANA SENIOR SECONDARY SCHOOL	2019	4241014	1							14	6	42.9	6	5	83.3	58	51	87.9	58	32	55.2				46	23	50	16	16	100	30	5	16.7	30	15	50
	MAQONGWANA SENIOR SECONDARY SCHOOL	2018	4241014	1										12	7	58.3	45	39	86.7	38	18	47.4				46	10	21.7	12	5	41.7	26	6	23.1	26	10	38.5
	MARELANE SENIOR SECONDARY SCHOOL	2019	4241015	1	22	20	90.9	53	50	94.3	65	55	84.6	95	70	73.7	219	217	99.1	86	77	89.5	18	18	100	54	48	88.9	118	98	83.1	72	55	76.4	50	46	92
	MARELANE SENIOR SECONDARY SCHOOL	2018	4241015	1	30	27	90	40	40	100	64	52	81.3	83	71	85.5	200	200	100	91	69	75.8	25	24	96	40	38	95	97	74	76.3	68	58	85.3	39	35	89.7
	MARINA COMPREHENSIVE HIGH SCHOOL	2019	4241016	1	24	20	83.3	38	37	97.4	28	27	96.4	44	36	81.8	218	212	97.2	90	73	81.1	98	93	94.9	88	82	93.2				175	53	30.3	69	59	85.5
	MARINA COMPREHENSIVE HIGH SCHOOL	2018	4241016	1	45	32	71.1	55	51	92.7	45	39	86.7	46	38	82.6	154	152	98.7	37	29	78.4	52	50	96.2	71	54	76.1				152	61	40.1	55	44	80
MDATYA SENIOR SECONDARY SCHOOL	2019	4241017	1	42	35	83.3	235	168	71.5	40	34	85	46	36	78.3	290	264	91	134	87	64.9				230	140	60.9	129	89	69	142	48	33.8	101	57	56.4	

Province Districts	Centre Name	Year	Centre Number	Quintile	Subject Description																																	
					Accounting			Agricultural Sciences			Business Studies			Economics			English First Additional Language			Geography			History			Life Sciences			Mathematical Literacy			Mathematics			Physical Sciences			
					Total Wrote	Achieved 30 - 100%	% Achieved at 30% and Above	Total Wrote	Achieved 30 - 100%	% Achieved at 30% and Above	Total Wrote	Achieved 30 - 100%	% Achieved at 30% and Above	Total Wrote	Achieved 30 - 100%	% Achieved at 30% and Above	Total Wrote	Achieved 30 - 100%	% Achieved at 30% and Above	Total Wrote	Achieved 30 - 100%	% Achieved at 30% and Above	Total Wrote	Achieved 30 - 100%	% Achieved at 30% and Above	Total Wrote	Achieved 30 - 100%	% Achieved at 30% and Above	Total Wrote	Achieved 30 - 100%	% Achieved at 30% and Above	Total Wrote	Achieved 30 - 100%	% Achieved at 30% and Above				
ALFRED NZO EAST	MDATYA SENIOR SECONDARY SCHOOL	2018	4241017	1	37	31	83.8	160	140	87.5	39	34	87.2	41	33	80.5	229	214	93.4	104	64	61.5					177	130	73.4	84	51	60.7	103	50	48.5	74	51	68.9
	MHLABI C H SCHOOL	2019	4241018	1				25	25	100							56	54	96.4	31	25	80.6					54	50	92.6	8	7	87.5	44	16	36.4	24	15	62.5
	MHLABI C H SCHOOL	2018	4241018	1				24	20	83.3							82	78	95.1	44	19	43.2					72	33	45.8	29	9	31	36	14	38.9	23	16	69.6
	MPENI SENIOR SECONDARY SCHOOL	2019	4241019	3	16	8	50				20	10	50	22	12	54.5	66	59	89.4	42	29	69	45	31	68.9				38	16	42.1	16	1	6.3				
	MPENI SENIOR SECONDARY SCHOOL	2018	4241019	3	8	4	50				8	3	37.5	8	5	62.5	18	18	100	10	7	70	10	7	70				10	4	40	8	0	0				
	MPONDOMBINI SENIOR SECONDARY SCHOOL	2019	4241020	2	11	11	100	82	81	98.8	46	44	95.7	45	44	97.8	129	128	99.2				36	35	97.2	81	81	100	34	32	94.1	85	76	89.4	74	74	100	
	MPONDOMBINI SENIOR SECONDARY SCHOOL	2018	4241020	2	14	14	100	70	70	100	40	35	87.5	39	28	71.8	122	122	100				28	28	100	79	78	98.7	29	25	86.2	82	79	96.3	67	55	82.1	
	MZAMBA COMPREHENSIVE HIGH SCHOOL	2019	4241021	2	32	16	50	16	15	93.8	65	29	44.6	51	31	60.8	102	99	97.1	36	33	91.7					35	33	94.3	27	22	81.5	67	27	40.3	20	17	85
	MZAMBA COMPREHENSIVE HIGH SCHOOL	2018	4241021	2	17	12	70.6				72	34	47.2	73	37	50.7	122	118	96.7	35	33	94.3					44	36	81.8	39	22	56.4	50	31	62	45	36	80
	NCURA SECONDARY SCHOOL	2019	4241035	3				24	24	100	39	36	92.3				63	63	100								24	23	95.8	39	28	71.8	24	14	58.3	24	17	70.8
NGALONKULU SENIOR SECONDARY SCHOOL	2019	4241022	1	5	3	60	31	20	64.5	12	8	66.7	12	5	41.7	72	63	87.5	28	23	82.1					67	33	49.3	7	5	71.4	53	14	26.4	54	29	53.7	
NGALONKULU SENIOR SECONDARY SCHOOL	2018	4241022	1	12	4	33.3	29	12	41.4	18	3	16.7	18	4	22.2	76	72	94.7	29	19	65.5					64	29	45.3	6	2	33.3	71	13	18.3	58	24	41.4	



Province Districts	Centre Name	Year	Centre Number	Quintile	Subject Description																																			
					Accounting			Agricultural Sciences			Business Studies			Economics			English First Additional Language			Geography			History			Life Sciences			Mathematical Literacy			Mathematics			Physical Sciences					
					Total Wrote	Achieved 30 - 100%	% Achieved at 30% and Above	Total Wrote	Achieved 30 - 100%	% Achieved at 30% and Above	Total Wrote	Achieved 30 - 100%	% Achieved at 30% and Above	Total Wrote	Achieved 30 - 100%	% Achieved at 30% and Above	Total Wrote	Achieved 30 - 100%	% Achieved at 30% and Above	Total Wrote	Achieved 30 - 100%	% Achieved at 30% and Above	Total Wrote	Achieved 30 - 100%	% Achieved at 30% and Above	Total Wrote	Achieved 30 - 100%	% Achieved at 30% and Above	Total Wrote	Achieved 30 - 100%	% Achieved at 30% and Above	Total Wrote	Achieved 30 - 100%	% Achieved at 30% and Above	Total Wrote	Achieved 30 - 100%	% Achieved at 30% and Above			
ALFRED NZO EAST	NOMAGQWATHEKANA COMP TECH HIGH SCHOOL	2019	4241023	1	5	3	60	28	23	82.1	5	3	60	5	4	80	62	62	100	40	29	72.5				57	35	61.4	7	5	71.4	47	14	29.8	29	20	69			
	NOMAGQWATHEKANA COMP TECH HIGH SCHOOL	2018	4241023	1	24	16	66.7	31	28	90.3	22	13	59.1	18	14	77.8	83	80	96.4	32	27	84.4				54	44	81.5	15	11	73.3	47	19	40.4	28	22	78.6			
	NONGEKE SENIOR SECONDARY SCHOOL	2019	4241024	1	39	26	66.7				54	23	42.6	39	24	61.5	213	209	98.1	117	80	68.4	36	32	88.9	140	93	66.4	32	21	65.6	144	51	35.4	106	48	45.3			
	NONGEKE SENIOR SECONDARY SCHOOL	2018	4241024	1	68	38	55.9				68	40	58.8	65	48	73.8	252	250	99.2	119	50	42	55	52	94.5	174	50	28.7	72	43	59.7	163	54	33.1	118	35	29.7			
	NTABEZULU SENIOR SECONDARY SCHOOL	2019	4241025	1	23	23	100	33	33	100	53	49	92.5	56	54	96.4	170	161	94.7	78	74	94.9	53	49	92.5	107	94	87.9	76	54	71.1	76	33	43.4	45	37	82.2			
	NTABEZULU SENIOR SECONDARY SCHOOL	2018	4241025	1	36	33	91.7	36	35	97.2	62	57	91.9	65	54	83.1	225	217	96.4	121	69	57	82	68	82.9	139	102	73.4	104	52	50	88	31	35.2	71	31	43.7			
	NTUKAYI SENIOR SECONDARY SCHOOL	2019	4241026	1	13	11	84.6	11	11	100	33	28	84.8	33	25	75.8	77	73	94.8	29	28	96.6	9	8	88.9	40	28	70	36	25	69.4	37	12	32.4	11	10	90.9			
	NTUKAYI SENIOR SECONDARY SCHOOL	2018	4241026	1	14	6	42.9	26	18	69.2	43	15	34.9	46	15	32.6	170	150	88.2	86	46	53.5	32	13	40.6	110	48	43.6	100	35	35	57	13	22.8	25	10	40			
	OLIVER TAMBO TECH SCHOOL	2019	4241027	1	38	34	89.5				44	34	77.3	42	26	61.9	93	85	91.4														72	18	25	34	18	52.9		
	OLIVER TAMBO TECH SCHOOL	2018	4241027	1	55	28	50.9				54	21	38.9	58	23	39.7	116	108	93.1													31	10	32.3	63	20	31.7	38	19	50
	SHUKUMA SENIOR SECONDARY SCHOOL	2019	4241028	1	23	20	87	43	22	51.2	27	21	77.8	23	20	87	106	99	93.4	46	32	69.6	28	18	64.3	44	30	68.2	23	10	43.5	60	20	33.3	39	34	87.2			
	SHUKUMA SENIOR SECONDARY SCHOOL	2018	4241028	1	32	28	87.5	41	33	80.5	36	26	72.2	36	25	69.4	116	112	96.6	33	17	51.5	10	8	80	48	35	72.9	10	7	70	70	24	34.3	42	34	81			

Province Districts	Centre Name	Year	Centre Number	Quintile	Subject Description																																
					Accounting			Agricultural Sciences			Business Studies			Economics			English First Additional Language			Geography			History			Life Sciences			Mathematical Literacy			Mathematics			Physical Sciences		
					Total Wrote	Achieved 30 - 100% % Achieved at 30% and Above		Total Wrote	Achieved 30 - 100% % Achieved at 30% and Above		Total Wrote	Achieved 30 - 100% % Achieved at 30% and Above		Total Wrote	Achieved 30 - 100% % Achieved at 30% and Above		Total Wrote	Achieved 30 - 100% % Achieved at 30% and Above		Total Wrote	Achieved 30 - 100% % Achieved at 30% and Above		Total Wrote	Achieved 30 - 100% % Achieved at 30% and Above		Total Wrote	Achieved 30 - 100% % Achieved at 30% and Above		Total Wrote	Achieved 30 - 100% % Achieved at 30% and Above		Total Wrote	Achieved 30 - 100% % Achieved at 30% and Above				
ALFRED NZO EAST	SITHUKUTHEZI SENIOR SECONDARY SCHOOL	2019	4241029	1	9	6	66.7	37	25	67.6	14	5	35.7	12	7	58.3	69	50	72.5	31	13	41.9	23	14	60.9	21	15	71.4	17	10	58.8	27	12	44.4	18	13	72.2
	SITHUKUTHEZI SENIOR SECONDARY SCHOOL	2018	4241029	1	12	5	41.7	52	37	71.2	13	5	38.5	18	8	44.4	89	75	84.3	29	15	51.7	31	22	71	31	23	74.2	26	15	57.7	39	15	38.5	29	15	51.7
	THEMBALESIZWE COM TECH	2019	4241030	1	50	42	84				25	18	72	28	16	57.1	77	67	87							29	27	93.1				48	14	29.2	25	19	76
	THEMBALESIZWE COM TECH	2018	4241030	1	55	31	56.4				24	17	70.8	24	12	50	79	78	98.7							36	26	72.2				55	11	20	35	10	28.6
	VUKAYIBAMBE SENIOR SECONDARY SCHOOL	2019	4241031	1	13	6	46.2	26	20	76.9	16	10	62.5	14	12	85.7	73	63	86.3	36	29	80.6	19	16	84.2	29	22	75.9	13	7	53.8	39	13	33.3	28	21	75
	VUKAYIBAMBE SENIOR SECONDARY SCHOOL	2018	4241031	1	13	8	61.5	18	17	94.4	15	13	86.7	14	14	100	66	56	84.8	30	22	73.3	16	14	87.5	34	24	70.6	10	5	50	41	17	41.5	29	24	82.8
	VUKUZENZELE SPECIAL SCHOOL	2019	4243032	99							10	4	40	10	8	80	10	9	90										10	6	60						
	VUKUZENZELE SPECIAL SCHOOL	2018	4243032	99							10	5	50	10	6	60	10	9	90										10	6	60						
	VULINDLELA COMP TECH	2019	4241033	3							10	4	40	13	6	46.2	106	106	100								22	20	90.9				48	18	37.5	28	14
VULINDLELA COMP TECH	2018	4241033	3	13	7	53.8				31	15	48.4	12	12	100	112	107	95.5							15	14	93.3	21	15	71.4	23	22	95.7	17	9	52.9	

Province Districts	Centre Name	Year	Centre Number	Quintile	Subject Description																																		
					Accounting			Agricultural Sciences			Business Studies			Economics			English First Additional Language			Geography			History			Life Sciences			Mathematical Literacy			Mathematics			Physical Sciences				
					Total Wrote	Achieved 30 - 100% % Achieved at 30% and Above		Total Wrote	Achieved 30 - 100% % Achieved at 30% and Above		Total Wrote	Achieved 30 - 100% % Achieved at 30% and Above		Total Wrote	Achieved 30 - 100% % Achieved at 30% and Above		Total Wrote	Achieved 30 - 100% % Achieved at 30% and Above		Total Wrote	Achieved 30 - 100% % Achieved at 30% and Above		Total Wrote	Achieved 30 - 100% % Achieved at 30% and Above		Total Wrote	Achieved 30 - 100% % Achieved at 30% and Above		Total Wrote	Achieved 30 - 100% % Achieved at 30% and Above		Total Wrote	Achieved 30 - 100% % Achieved at 30% and Above						
ALFRED NZO EAST	WINNIE MANDELA COMPTech SENIOR SECON	2019	4241034	1	27	20	74.1				28	18	64.3	26	13	50	84	77	91.7												10	7	70	38	7	18.4	21	17	81
	WINNIE MANDELA COMPTech SENIOR SECON	2018	4241034	1	19	11	57.9				24	15	62.5	18	14	77.8	82	73	89											5	4	80	36	17	47.2	24	14	58.3	
	ZAMOKUHLE SPECIAL SCHOOL	2019	4243035	99							13	13	100	14	14	100	14	14	100											6	6	100	7	0	0				
	ZAMOKUHLE SPECIAL SCHOOL	2018	4243035	99							5	4	80	5	3	60	7	6	85.7											3	2	66.7	2	1	50				
ALFRED NZO WEST	ADVENT COMPREHENSIVE SCHOOL	2019	4252085	99	1	1	100	8	5	62.5	10	6	60	3	3	100	23	22	95.7	20	15	75	7	7	100	24	17	70.8	14	12	85.7	15	3	20	10	6	60		
	ADVENT COMPREHENSIVE SCHOOL	2018	4252085	99	4	2	50	17	8	47.1	16	8	50	8	3	37.5	36	36	100	25	20	80	17	16	94.1	30	14	46.7	29	21	72.4	21	6	28.6	16	4	25		
	ARTHUR NGUNGA SENIOR SECONDARY SCHO	2019	4251001	2	15	12	80	56	47	83.9	16	13	81.3	13	12	92.3	133	128	96.2	31	31	100	69	60	87	87	52	59.8	48	37	77.1	45	13	28.9	32	24	75		
	ARTHUR NGUNGA SENIOR SECONDARY SCHO	2018	4251001	2	15	8	53.3	77	51	66.2	19	14	73.7	15	12	80	177	176	99.4	46	26	56.5	69	62	89.9	125	58	46.4	64	34	53.1	59	15	25.4	61	30	49.2		
	AZARIEL SENIOR SECONDARY SCHOOL	2019	4251002	1	9	9	100	38	29	76.3	12	10	83.3	9	9	100	94	94	100	37	18	48.6	45	32	71.1	58	38	65.5	34	19	55.9	36	8	22.2	28	20	71.4		
	AZARIEL SENIOR SECONDARY SCHOOL	2018	4251002	1	1	1	100	58	23	39.7	6	1	16.7	1	1	100	102	101	99	25	20	80	30	29	96.7	51	40	78.4	41	22	53.7	35	6	17.1	35	6	17.1		

Province Districts	Centre Name	Year	Centre Number	Quintile	Subject Description																																
					Accounting			Agricultural Sciences			Business Studies			Economics			English First Additional Language			Geography			History			Life Sciences			Mathematical Literacy			Mathematics			Physical Sciences		
					Total Wrote	Achieved 30 - 100%	% Achieved at 30% and Above	Total Wrote	Achieved 30 - 100%	% Achieved at 30% and Above	Total Wrote	Achieved 30 - 100%	% Achieved at 30% and Above	Total Wrote	Achieved 30 - 100%	% Achieved at 30% and Above	Total Wrote	Achieved 30 - 100%	% Achieved at 30% and Above	Total Wrote	Achieved 30 - 100%	% Achieved at 30% and Above	Total Wrote	Achieved 30 - 100%	% Achieved at 30% and Above	Total Wrote	Achieved 30 - 100%	% Achieved at 30% and Above	Total Wrote	Achieved 30 - 100%	% Achieved at 30% and Above	Total Wrote	Achieved 30 - 100%	% Achieved at 30% and Above			
ALFRED NZO WEST	BERGVIEW COLLEGE	2019	4252003	99	3	3	100				24	18	75							32	31	96.9				28	28	100	28	27	96.4	21	18	85.7	19	16	84.2
	BERGVIEW COLLEGE	2018	4252003	99	4	4	100				27	19	70.4							25	25	100				33	33	100	26	26	100	17	11	64.7	11	11	100
	BONXA HIGH SCHOOL	2019	4251004	2	22	15	68.2	71	50	70.4	24	14	58.3	21	19	90.5	160	158	98.8	99	60	60.6	40	26	65	64	36	56.3	37	14	37.8	73	11	15.1	58	22	37.9
	BONXA HIGH SCHOOL	2018	4251004	2	24	14	58.3	70	51	72.9	26	23	88.5	25	24	96	187	183	97.9	89	53	59.6	52	45	86.5	71	54	76.1	47	17	36.2	89	15	16.9	54	22	40.7
	BROOKSNEK SENIOR SECONDARY SCHOOL	2019	4251005	2	13	13	100	9	9	100	13	10	76.9	13	10	76.9	31	30	96.8							11	10	90.9				17	4	23.5	6	3	50
	BROOKSNEK SENIOR SECONDARY SCHOOL	2018	4251005	2	11	9	81.8	11	11	100	11	8	72.7	10	7	70	27	26	96.3							12	12	100	2	1	50	19	1	5.3	11	4	36.4
	CEDARVILLE PUBLIC SCHOOL	2019	4251006	2	6	6	100				6	6	100	10	6	60	51	51	100	28	27	96.4	27	25	92.6	30	18	60	17	15	88.2	15	4	26.7	9	8	88.9
	CEDARVILLE PUBLIC SCHOOL	2018	4251006	2	8	5	62.5				10	7	70	13	8	61.5	79	79	100	41	31	75.6	32	29	90.6	52	34	65.4	25	19	76	22	8	36.4	17	15	88.2
	COLANA SENIOR SECONDARY SCHOOL	2019	4251007	1	39	21	53.8	31	26	83.9	40	25	62.5	51	33	64.7	145	141	97.2	72	60	83.3	34	30	88.2	71	51	71.8	48	29	60.4	93	19	20.4	53	30	56.6
	COLANA SENIOR SECONDARY SCHOOL	2018	4251007	1	12	3	25	15	6	40	14	5	35.7	16	8	50	75	69	92	48	22	45.8	32	19	59.4	29	16	55.2	36	7	19.4	39	7	17.9	27	15	55.6
	DALUHLANGA SENIOR SECONDARY SCHOOL	2019	4251008	2	7	7	100	24	24	100	7	7	100	7	7	100	51	51	100	25	25	100	32	32	100	35	27	77.1	21	15	71.4	25	11	44	12	11	91.7
	DALUHLANGA SENIOR SECONDARY SCHOOL	2018	4251008	2	7	6	85.7	21	7	33.3	9	5	55.6	9	5	55.6	86	86	100	74	52	70.3	53	53	100	55	41	74.5	49	25	51	29	16	55.2	22	13	59.1
	DANGWANA SENIOR SECONDARY SCHOOL	2019	4251009	2	18	18	100	31	27	87.1	20	16	80	20	18	90	99	98	99	24	21	87.5	13	13	100	73	48	65.8	29	17	58.6	61	17	27.9	36	32	88.9
	DANGWANA SENIOR SECONDARY SCHOOL	2018	4251009	2	38	33	86.8	48	42	87.5	47	28	59.6	40	36	90	163	160	98.2	23	23	100	33	33	100	88	67	76.1	53	36	67.9	69	33	47.8	31	28	90.3

Province Districts	Centre Name	Year	Centre Number	Quintile	Subject Description																																
					Accounting			Agricultural Sciences			Business Studies			Economics			English First Additional Language			Geography			History			Life Sciences			Mathematical Literacy			Mathematics			Physical Sciences		
					Total Wrote	Achieved 30 - 100%	% Achieved at 30% and Above	Total Wrote	Achieved 30 - 100%	% Achieved at 30% and Above	Total Wrote	Achieved 30 - 100%	% Achieved at 30% and Above	Total Wrote	Achieved 30 - 100%	% Achieved at 30% and Above	Total Wrote	Achieved 30 - 100%	% Achieved at 30% and Above	Total Wrote	Achieved 30 - 100%	% Achieved at 30% and Above	Total Wrote	Achieved 30 - 100%	% Achieved at 30% and Above	Total Wrote	Achieved 30 - 100%	% Achieved at 30% and Above	Total Wrote	Achieved 30 - 100%	% Achieved at 30% and Above	Total Wrote	Achieved 30 - 100%	% Achieved at 30% and Above			
ALFRED NZO WEST	DUMEZWENI SENIOR SECONDARY SCHOOL	2019	4251010	1	36	36	100	141	121	85.8	36	36	100	33	33	100	236	230	97.5	35	30	85.7	121	115	95	170	130	76.5	110	78	70.9	94	51	54.3	63	61	96.8
	DUMEZWENI SENIOR SECONDARY SCHOOL	2018	4251010	1	42	40	95.2	133	114	85.7	47	45	95.7	44	43	97.7	231	225	97.4	56	44	78.6	99	86	86.9	180	140	77.8	103	71	68.9	117	71	60.7	79	61	77.2
	DUMSI SENIOR SECONDARY SCHOOL	2019	4251011	1	15	15	100	53	49	92.5	17	17	100	13	9	69.2	111	110	99.1	52	52	100				94	42	44.7	38	29	76.3	50	30	60	36	34	94.4
	DUMSI SENIOR SECONDARY SCHOOL	2018	4251011	1	25	24	96	52	44	84.6	22	21	95.5	21	19	90.5	107	107	100	52	42	80.8				74	56	75.7	31	23	74.2	62	32	51.6	44	43	97.7
	FOCUSED HIGH SCHOOL	2019	4252012	99	9	9	100				15	12	80	13	9	69.2				7	7	100	26	25	96.2	21	19	90.5	17	17	100	18	15	83.3	15	15	100
	FOCUSED HIGH SCHOOL	2018	4252012	99	4	4	100				26	21	80.8	20	18	90				8	8	100	37	37	100	15	15	100	22	21	95.5	19	14	73.7	13	13	100
	HLANGWINI SENIOR SECONDARY SCHOOL	2019	4251014	1	11	9	81.8				9	9	100	31	16	51.6	41	41	100	20	15	75				23	13	56.5	17	15	88.2	11	6	54.5	3	0	0
	HLANGWINI SENIOR SECONDARY SCHOOL	2018	4251014	1	21	10	47.6				15	7	46.7	22	10	45.5	50	47	94	20	10	50				25	13	52	8	6	75	24	10	41.7	11	8	72.7
	HUKU SENIOR SECONDARY SCHOOL	2019	4251015	1	27	17	63				51	43	84.3	50	37	74	97	92	94.8	43	34	79.1				41	24	58.5	3	2	66.7	87	12	13.8	42	17	40.5
	HUKU SENIOR SECONDARY SCHOOL	2018	4251015	1	36	22	61.1				61	43	70.5	61	37	60.7	111	106	95.5	42	33	78.6				42	28	66.7	39	20	51.3	64	23	35.9	42	30	71.4
	IKHWEZI LOMSO EDUCARE CENTRE	2019	4252016	99				6	6	100							7	7	100	7	7	100				7	5	71.4				7	1	14.3	7	6	85.7
IKHWEZI LOMSO EDUCARE CENTRE	2018	4252016	99				4	4	100							4	4	100	4	4	100				4	3	75				4	2	50	4	4	100	

Province Districts	Centre Name	Year	Centre Number	Quintile	Subject Description																																
					Accounting			Agricultural Sciences			Business Studies			Economics			English First Additional Language			Geography			History			Life Sciences			Mathematical Literacy			Mathematics			Physical Sciences		
					Total Wrote	Achieved 30 - 100%	% Achieved at 30% and Above	Total Wrote	Achieved 30 - 100%	% Achieved at 30% and Above	Total Wrote	Achieved 30 - 100%	% Achieved at 30% and Above	Total Wrote	Achieved 30 - 100%	% Achieved at 30% and Above	Total Wrote	Achieved 30 - 100%	% Achieved at 30% and Above	Total Wrote	Achieved 30 - 100%	% Achieved at 30% and Above	Total Wrote	Achieved 30 - 100%	% Achieved at 30% and Above	Total Wrote	Achieved 30 - 100%	% Achieved at 30% and Above	Total Wrote	Achieved 30 - 100%	% Achieved at 30% and Above	Total Wrote	Achieved 30 - 100%	% Achieved at 30% and Above			
ALFRED NZO WEST	JOJO SENIOR SECONDARY SCHOOL	2019	4251017	2	42	42	100	49	45	91.8	42	42	100	42	37	88.1	156	154	98.7	62	59	95.2	62	62	100	52	45	86.5	59	40	67.8	88	34	38.6	46	40	87
	JOJO SENIOR SECONDARY SCHOOL	2018	4251017	2	21	19	90.5	42	36	85.7	22	16	72.7	20	15	75	109	108	99.1	45	40	88.9	44	44	100	41	40	97.6	43	29	67.4	59	29	49.2	39	35	89.7
	KHANYA-NALEDI COMBINED SCHOOL	2019	4251018	2	14	10	71.4	29	27	93.1	13	13	100	10	7	70	86	86	100	49	43	87.8	28	26	92.9	41	36	87.8	20	13	65	50	25	50	25	19	76
	KHANYA-NALEDI COMBINED SCHOOL	2018	4251018	2	10	5	50	28	21	75	0	0		0	0		85	84	98.8	39	34	87.2	35	31	88.6	37	32	86.5	24	17	70.8	40	22	55	22	16	72.7
	KHULANGOPHONDO SENIOR SECONDARY SCHO	2019	4251045	1	25	10	40	41	31	75.6	33	25	75.8	38	29	76.3	143	133	93	74	42	56.8	53	51	96.2	100	58	58	55	36	65.5	86	8	9.3	58	31	53.4
	KING EDWARD HIGH SCHOOL	2019	4251019	4	6	6	100													29	29	100	23	22	95.7	33	33	100	13	13	100	29	26	89.7	19	19	100
	KING EDWARD HIGH SCHOOL	2018	4251019	4	4	4	100										3	3	100	30	30	100	19	19	100	30	30	100	15	15	100	23	23	100	21	21	100
	LINDELANI SENIOR SECONDARY SCHOOL	2019	4251020	3	24	24	100	31	28	90.3	25	25	100	23	23	100	93	86	92.5	28	28	100	25	25	100	65	43	66.2	24	24	100	52	21	40.4	32	26	81.3
	LINDELANI SENIOR SECONDARY SCHOOL	2018	4251020	3	20	20	100	43	30	69.8	20	19	95	20	20	100	97	87	89.7	23	23	100	30	29	96.7	72	56	77.8	25	25	100	40	16	40	24	20	83.3
	LOYISO SINOR SECONDARY SCHOOL	2019	4251021	1	8	5	62.5	5	5	100	8	8	100	8	6	75	68	67	98.5	49	34	69.4	33	20	60.6	55	25	45.5	25	20	80	32	11	34.4	24	17	70.8
	LOYISO SINOR SECONDARY SCHOOL	2018	4251021	1	11	7	63.6	33	29	87.9	11	9	81.8	10	9	90	67	67	100	48	39	81.3	17	17	100	35	28	80	36	26	72.2	26	9	34.6	16	11	68.8
	LUDIDI SENIOR SECONDARY SCHOOL	2019	4251022	1				26	19	73.1							61	60	98.4	23	23	100	31	22	71	19	14	73.7	23	19	82.6	19	5	26.3	18	14	77.8

Province Districts	Centre Name	Year	Centre Number	Quintile	Subject Description																																
					Accounting			Agricultural Sciences			Business Studies			Economics			English First Additional Language			Geography			History			Life Sciences			Mathematical Literacy			Mathematics			Physical Sciences		
					Total Wrote	Achieved 30 - 100%	% Achieved at 30% and Above	Total Wrote	Achieved 30 - 100%	% Achieved at 30% and Above	Total Wrote	Achieved 30 - 100%	% Achieved at 30% and Above	Total Wrote	Achieved 30 - 100%	% Achieved at 30% and Above	Total Wrote	Achieved 30 - 100%	% Achieved at 30% and Above	Total Wrote	Achieved 30 - 100%	% Achieved at 30% and Above	Total Wrote	Achieved 30 - 100%	% Achieved at 30% and Above	Total Wrote	Achieved 30 - 100%	% Achieved at 30% and Above	Total Wrote	Achieved 30 - 100%	% Achieved at 30% and Above	Total Wrote	Achieved 30 - 100%	% Achieved at 30% and Above			
ALFRED NZO WEST	LUDIDI SENIOR SECONDARY SCHOOL	2018	4251022	1	0	0		21	14	66.7	3	0	0	10	1	10	64	63	98.4	18	14	77.8	19	15	78.9	23	12	52.2	15	8	53.3	18	6	33.3	18	8	44.4
	LUPINDO SENIOR SECONDARY SCHOOL	2019	4251023	2	9	9	100	10	7	70	10	5	50	9	9	100	35	35	100	19	19	100	8	8	100	13	11	84.6	13	13	100	17	8	47.1	17	11	64.7
	LUPINDO SENIOR SECONDARY SCHOOL	2018	4251023	2	5	5	100	12	11	91.7	9	4	44.4	8	8	100	58	58	100	17	17	100	25	23	92	16	16	100	9	9	100	18	8	44.4	17	8	47.1
	LUTATENI SENIOR SECONDARY SCHOOL	2019	4251024	1	18	16	88.9				19	15	78.9	18	7	38.9	66	66	100	46	37	80.4				47	32	68.1	40	35	87.5	27	10	37	26	21	80.8
	LUTATENI SENIOR SECONDARY SCHOOL	2018	4251024	1	16	11	68.8				15	11	73.3				86	84	97.7	63	50	79.4				61	51	83.6	45	33	73.3	34	17	50	26	21	80.8
	MAGADLA SENIOR SECONDARY SCHOOL	2019	4251025	2	10	8	80	12	12	100	8	8	100	8	8	100	45	44	97.8	10	9	90	18	18	100	26	16	61.5	13	13	100	18	5	27.8	12	4	33.3
	MAGADLA SENIOR SECONDARY SCHOOL	2018	4251025	2	6	4	66.7	21	19	90.5	5	2	40	5	4	80	72	71	98.6	17	16	94.1	21	20	95.2	36	31	86.1	10	10	100	29	6	20.7	38	8	21.1
	MAKAULA SENIOR SECONDARY SCHOOL	2019	4251026	2	50	49	98	167	159	95.2	50	49	98	245	227	92.7	283	282	99.6	85	83	97.6	49	49	100	233	185	79.4				283	64	22.6	147	79	53.7
	MAKAULA SENIOR SECONDARY SCHOOL	2018	4251026	2	60	52	86.7	162	120	74.1	60	31	51.7	302	215	71.2	337	335	99.4	115	99	86.1	78	75	96.2	277	170	61.4				337	73	21.7	170	80	47.1
	MALUTI SENIOR SECONDARY SCHOOL	2019	4251027	3	16	16	100	47	41	87.2	17	16	94.1	17	15	88.2	149	147	98.7	47	38	80.9	52	42	80.8	47	38	80.9	49	25	51	49	15	30.6	38	27	71.1
	MALUTI SENIOR SECONDARY SCHOOL	2018	4251027	3	7	2	28.6	74	49	66.2	12	1	8.3	8	4	50	190	190	100	55	38	69.1	72	55	76.4	72	69	95.8	38	10	26.3	59	13	22	37	22	59.5
MANZAMNYAMA SENIOR SECONDARY SCHOOL	2019	4251028	1	35	29	82.9	60	49	81.7	34	25	73.5	34	26	76.5	155	147	94.8	63	58	92.1	52	47	90.4	121	76	62.8	56	43	76.8	99	33	33.3	66	31	47	



Province Districts	Centre Name	Year	Centre Number	Quintile	Subject Description																																	
					Accounting			Agricultural Sciences			Business Studies			Economics			English First Additional Language			Geography			History			Life Sciences			Mathematical Literacy			Mathematics			Physical Sciences			
					Total Wrote	Achieved 30 - 100%	% Achieved at 30% and Above	Total Wrote	Achieved 30 - 100%	% Achieved at 30% and Above	Total Wrote	Achieved 30 - 100%	% Achieved at 30% and Above	Total Wrote	Achieved 30 - 100%	% Achieved at 30% and Above	Total Wrote	Achieved 30 - 100%	% Achieved at 30% and Above	Total Wrote	Achieved 30 - 100%	% Achieved at 30% and Above	Total Wrote	Achieved 30 - 100%	% Achieved at 30% and Above	Total Wrote	Achieved 30 - 100%	% Achieved at 30% and Above	Total Wrote	Achieved 30 - 100%	% Achieved at 30% and Above	Total Wrote	Achieved 30 - 100%	% Achieved at 30% and Above				
ALFRED NZO WEST	MANZAMNYAMA SENIOR SECONDARY SCHOOL	2018	4251028	1	10	9	90	22	21	95.5	10	9	90	11	11	100	41	41	100	10	10	100	16	16	100	31	28	90.3	20	14	70	21	15	71.4	13	12	92.3	
	MARIAZELL SENIOR SECONDARY SCHOOL	2019	4251029	1	13	13	100				15	13	86.7	13	12	92.3	76	76	100	59	59	100				75	64	85.3				75	43	57.3	63	55	87.3	
	MARIAZELL SENIOR SECONDARY SCHOOL	2018	4251029	1	12	9	75				12	9	75	12	12	100	41	41	100	40	40	100				53	47	88.7				55	34	61.8	43	39	90.7	
	MBODLENI SENIOR SECONDARY SCHOOL	2019	4251030	2	48	48	100	68	61	89.7	49	49	100	49	47	95.9	164	162	98.8	43	40	93	54	54	100	107	95	88.8	73	67	91.8	86	30	34.9	54	46	85.2	
	MBODLENI SENIOR SECONDARY SCHOOL	2018	4251030	2	45	41	91.1	46	28	60.9	46	37	80.4	47	44	93.6	133	133	100	35	33	94.3	39	39	100	83	69	83.1	54	41	75.9	69	32	46.4	42	38	90.5	
	MBUMBAZI SENIOR SECONDARY SCHOOL	2019	4251062	1	9	8	88.9				8	8	100	8	7	87.5	50	39	78	27	21	77.8	41	38	92.7				35	26	74.3							
	MBUMBAZI SENIOR SECONDARY SCHOOL	2018	4251062	1	9	9	100				9	9	100	10	8	80	38	36	94.7	20	14	70	28	23	82.1				20	9	45	9	1	11.1				
	MFAZWE COMPREHENSIVE TECH HIGH SCH	2019	4251031	1	9	7	77.8	27	22	81.5	9	8	88.9	9	6	66.7	57	53	93	12	10	83.3				38	27	71.1				53	7	13.2	44	25	56.8	
	MFAZWE COMPREHENSIVE TECH HIGH SCH	2018	4251031	1	14	11	78.6	21	16	76.2	13	12	92.3	14	9	64.3	63	61	96.8	16	14	87.5				38	29	76.3				54	8	14.8	43	28	65.1	
	MNCEBA SENIOR SECONDARY SCHOOL	2019	4251033	2	23	19	82.6	36	32	88.9	29	23	79.3	29	27	93.1	264	261	98.9	162	117	72.2	58	57	98.3	100	66	66	117	37	31.6	119	36	30.3	56	39	69.6	
MNCEBA SENIOR SECONDARY SCHOOL	2019	4251090	99				13	12	92.3							37	33	89.2	24	9	37.5	23	10	43.5	33	3	9.1	20	7	35	12	1	8.3	8	2	25		

Province Districts	Centre Name	Year	Centre Number	Quintile	Subject Description																																
					Accounting			Agricultural Sciences			Business Studies			Economics			English First Additional Language			Geography			History			Life Sciences			Mathematical Literacy			Mathematics			Physical Sciences		
					Total Wrote	Achieved 30 - 100% % Achieved at 30% and Above		Total Wrote	Achieved 30 - 100% % Achieved at 30% and Above		Total Wrote	Achieved 30 - 100% % Achieved at 30% and Above		Total Wrote	Achieved 30 - 100% % Achieved at 30% and Above		Total Wrote	Achieved 30 - 100% % Achieved at 30% and Above		Total Wrote	Achieved 30 - 100% % Achieved at 30% and Above		Total Wrote	Achieved 30 - 100% % Achieved at 30% and Above		Total Wrote	Achieved 30 - 100% % Achieved at 30% and Above		Total Wrote	Achieved 30 - 100% % Achieved at 30% and Above		Total Wrote	Achieved 30 - 100% % Achieved at 30% and Above				
ALFRID NZO WEST	MNCEBA SENIOR SECONDARY SCHOOL	2018	4251033	2	24	19	79.2	60	44	73.3	20	19	95	29	27	93.1	284	260	91.5	175	76	43.4	52	49	94.2	70	62	88.6	139	36	25.9	78	29	37.2	43	29	67.4
	MNUKWA SENIOR SECONDARY SCHOOL	2019	4251034	1				13	10	76.9	8	4	50				51	47	92.2	29	23	79.3	28	16	57.1	38	22	57.9	19	17	89.5	19	5	26.3	10	9	90
	MNUKWA SENIOR SECONDARY SCHOOL	2018	4251034	1				19	15	78.9							55	52	94.5	18	10	55.6	17	16	94.1	36	30	83.3	18	15	83.3	17	6	35.3	10	9	90
	MOIKETSI GRAVES SENIOR SECONDARY SCH	2019	4251035	1	12	11	91.7	35	30	85.7	42	35	83.3	41	27	65.9	99	99	100							25	20	80	40	33	82.5	28	11	39.3	28	23	82.1
	MOIKETSI GRAVES SENIOR SECONDARY SCH	2018	4251035	1	9	4	44.4	22	20	90.9	44	28	63.6	27	17	63	82	82	100							25	18	72	28	27	96.4	20	11	55	22	10	45.5
	MOKHESENG SENIOR SECONDARY SCHOOL	2019	4251036	1	10	9	90	17	17	100	9	7	77.8	8	7	87.5	56	56	100	13	13	100	21	21	100	21	8	38.1	16	13	81.3	22	7	31.8	14	7	50
	MOKHESENG SENIOR SECONDARY SCHOOL	2018	4251036	1	11	11	100	18	14	77.8	12	11	91.7	12	11	91.7	49	49	100	8	8	100	14	14	100	18	14	77.8	12	11	91.7	24	12	50	17	15	88.2
	MOOROSI AGRICULTURAL HIGH SCHOOL	2019	4251086	3				36	19	52.8							36	28	77.8							36	14	38.9				36	0	0			
	MOSA SIBI SENIOR SECONDARY SCHOOL	2019	4251037	3	18	13	72.2	53	44	83	22	19	86.4	20	16	80	136	136	100	59	50	84.7	35	35	100	45	43	95.6	32	23	71.9	56	4	7.1	23	12	52.2
	MOSA SIBI SENIOR SECONDARY SCHOOL	2018	4251037	3	25	11	44	36	24	66.7	31	17	54.8	19	14	73.7	125	125	100	21	21	100	30	29	96.7	39	35	89.7	29	20	69	41	10	24.4	19	11	57.9
MOSHESH SENIOR SECONDARY SCHOOL	2019	4251038	1				16	16	100							34	33	97.1							16	16	100	11	8	72.7	5	2	40				

Province Districts	Centre Name	Year	Centre Number	Quintile	Subject Description																																
					Accounting			Agricultural Sciences			Business Studies			Economics			English First Additional Language			Geography			History			Life Sciences			Mathematical Literacy			Mathematics			Physical Sciences		
					Total Wrote	Achieved 30 - 100% % Achieved at 30% and Above		Total Wrote	Achieved 30 - 100% % Achieved at 30% and Above		Total Wrote	Achieved 30 - 100% % Achieved at 30% and Above		Total Wrote	Achieved 30 - 100% % Achieved at 30% and Above		Total Wrote	Achieved 30 - 100% % Achieved at 30% and Above		Total Wrote	Achieved 30 - 100% % Achieved at 30% and Above		Total Wrote	Achieved 30 - 100% % Achieved at 30% and Above		Total Wrote	Achieved 30 - 100% % Achieved at 30% and Above		Total Wrote	Achieved 30 - 100% % Achieved at 30% and Above		Total Wrote	Achieved 30 - 100% % Achieved at 30% and Above				
ALFRED NZO WEST	MOSHESH SENIOR SECONDARY SCHOOL	2018	4251038	1				18	12	66.7					36	35	97.2	6	1	16.7				19	11	57.9	14	10	71.4	3	0	0	3	1	33.3		
	MOTHIBISI PUBLIC SCHOOL	2019	4251039	1	8	5	62.5	25	12	48	9	6	66.7	7	6	85.7	36	31	86.1	13	7	53.8	12	9	75	16	11	68.8	12	11	91.7	22	5	22.7	13	6	46.2
	MOTHIBISI PUBLIC SCHOOL	2018	4251039	1	9	0	0	17	3	17.6	9	2	22.2	10	3	30	34	33	97.1	10	2	20	9	4	44.4	9	1	11.1	11	4	36.4	17	1	5.9	11	1	9.1
	MOUNT AYLIFF SENIOR SECONDARY SCHOOL	2019	4251040	1	17	13	76.5	46	36	78.3	17	14	82.4	77	61	79.2	191	184	96.3	15	15	100	85	79	92.9	45	39	86.7	59	22	37.3	106	19	17.9	71	42	59.2
	MOUNT AYLIFF SENIOR SECONDARY SCHOOL	2018	4251040	1	13	13	100	53	45	84.9	17	14	82.4	35	34	97.1	159	155	97.5	27	21	77.8	79	70	88.6	62	55	88.7	48	30	62.5	75	27	36	61	47	77
	MOUNT FRERE COMMUNITY	2019	4252041	99	3	3	100	6	6	100	3	1	33.3	3	1	33.3				7	6	85.7				7	6	85.7				10	2	20	7	3	42.9
	MOUNT FRERE COMMUNITY	2018	4252041	99	8	6	75	8	8	100	8	7	87.5	8	7	87.5				8	8	100				8	8	100				16	4	25	8	2	25
	MOUNT FRERE SENIOR SECONDARY SCHOOL	2019	4251042	3	20	19	95	60	51	85	16	16	100	19	13	68.4	112	111	99.1	29	24	82.8	32	30	93.8	85	52	61.2	16	14	87.5	76	30	39.5	51	32	62.7
	MOUNT FRERE SENIOR SECONDARY SCHOOL	2018	4251042	3	31	20	64.5	68	47	69.1	27	14	51.9	38	12	31.6	138	137	99.3	26	21	80.8	26	25	96.2	81	63	77.8	27	25	92.6	87	32	36.8	56	27	48.2
	MOUNT HARGREAVES SENIOR SECONDARY SC	2019	4251043	2				20	8	40				10	1	10	52	45	86.5	22	16	72.7	11	8	72.7	29	16	55.2	13	8	61.5	16	5	31.3	9	3	33.3
	MOUNT HARGREAVES SENIOR SECONDARY SC	2018	4251043	2	5	0	0	12	8	66.7	3	3	100	6	3	50	66	59	89.4	31	26	83.9	7	6	85.7	30	22	73.3	8	8	100	22	13	59.1	24	10	41.7
	MPHATLALATSANE SENIOR SECONDARY SCHO	2019	4251044	2				14	11	78.6						26	26	100	8	5	62.5				19	7	36.8	8	7	87.5	9	0	0	6	3	50	

Province Districts	Centre Name	Year	Centre Number	Quintile	Subject Description																																
					Accounting			Agricultural Sciences			Business Studies			Economics			English First Additional Language			Geography			History			Life Sciences			Mathematical Literacy			Mathematics			Physical Sciences		
					Total Wrote	Achieved 30 - 100% % Achieved at 30% and Above		Total Wrote	Achieved 30 - 100% % Achieved at 30% and Above		Total Wrote	Achieved 30 - 100% % Achieved at 30% and Above		Total Wrote	Achieved 30 - 100% % Achieved at 30% and Above		Total Wrote	Achieved 30 - 100% % Achieved at 30% and Above		Total Wrote	Achieved 30 - 100% % Achieved at 30% and Above		Total Wrote	Achieved 30 - 100% % Achieved at 30% and Above		Total Wrote	Achieved 30 - 100% % Achieved at 30% and Above		Total Wrote	Achieved 30 - 100% % Achieved at 30% and Above		Total Wrote	Achieved 30 - 100% % Achieved at 30% and Above				
ALFRED NZO WEST	MPHATLALATSANE SENIOR SECONDARY SCHO	2018	4251044	2				25	15	60							57	57	100	15	8	53.3				41	24	58.5	11	6	54.5	17	9	52.9	10	7	70
	MT HOREB SENIOR SECONDARY SCHOOL	2018	4251045	1	17	8	47.1	15	7	46.7	21	9	42.9	21	11	52.4	65	63	96.9	31	14	45.2	16	16	100	41	24	58.5	27	17	63	35	3	8.6	28	14	50
	MT WHITE SENIOR SECONDARY SCHOOL	2019	4251046	1				35	24	68.6							35	35	100				26	24	92.3	31	19	61.3	17	10	58.8	16	3	18.8	28	3	10.7
	MT WHITE SENIOR SECONDARY SCHOOL	2018	4251046	1				62	31	50							66	66	100				36	26	72.2	58	30	51.7	34	17	50	25	8	32	26	12	46.2
	MVENYANE SENIOR SECONDARY SCHOOL	2019	4251047	2	50	39	78				67	36	53.7	52	39	75	169	169	100	59	57	96.6				97	74	76.3				113	23	20.4	62	46	74.2
	MVENYANE SENIOR SECONDARY SCHOOL	2018	4251047	2	36	26	72.2				54	24	44.4	38	32	84.2	210	210	100	124	117	94.4				144	137	95.1	2	1	50	172	82	47.7	147	99	67.3
	NGWEKAZI SENIOR SECONDARY SCHOOL	2019	4251048	2	16	13	81.3	43	33	76.7	17	13	76.5	52	30	57.7	91	88	96.7	28	27	96.4	13	13	100	69	46	66.7				85	27	31.8	69	51	73.9
	NGWEKAZI SENIOR SECONDARY SCHOOL	2018	4251048	2	8	7	87.5	32	22	68.8	8	5	62.5	38	20	52.6	62	62	100	18	13	72.2	11	11	100	42	26	61.9				52	10	19.2	41	23	56.1
	NTABANKULU SENIOR SECONDARY SCHOOL	2019	4251049	3	12	11	91.7	61	56	91.8	15	15	100	12	12	100	106	99	93.4	36	33	91.7	17	17	100	71	48	67.6	34	32	94.1	49	24	49	37	36	97.3
	NTABANKULU SENIOR SECONDARY SCHOOL	2018	4251049	3	18	15	83.3	55	53	96.4	19	18	94.7	18	18	100	110	110	100	40	36	90	18	18	100	72	49	68.1	37	33	89.2	37	15	40.5	23	19	82.6
	NTSIKAYEZWWE HIGH SCHOOL	2019	4251050	1	27	27	100	32	32	100	29	28	96.6	24	24	100	96	96	100	38	34	89.5	22	22	100	57	48	84.2	26	22	84.6	53	24	45.3	31	29	93.5
NTSIKAYEZWWE HIGH SCHOOL	2018	4251050	1	24	22	91.7	29	15	51.7	28	25	89.3	32	32	100	65	64	98.5	8	8	100				36	23	63.9	7	6	85.7	50	8	16	27	9	33.3	

Province Districts	Centre Name		Year	Centre Number	Quintile	Subject Description																																									
						Accounting			Agricultural Sciences			Business Studies			Economics			English First Additional Language			Geography			History			Life Sciences			Mathematical Literacy			Mathematics			Physical Sciences											
						Total Wrote	Achieved 30 - 100%	% Achieved at 30% and Above	Total Wrote	Achieved 30 - 100%	% Achieved at 30% and Above	Total Wrote	Achieved 30 - 100%	% Achieved at 30% and Above	Total Wrote	Achieved 30 - 100%	% Achieved at 30% and Above	Total Wrote	Achieved 30 - 100%	% Achieved at 30% and Above	Total Wrote	Achieved 30 - 100%	% Achieved at 30% and Above	Total Wrote	Achieved 30 - 100%	% Achieved at 30% and Above	Total Wrote	Achieved 30 - 100%	% Achieved at 30% and Above	Total Wrote	Achieved 30 - 100%	% Achieved at 30% and Above	Total Wrote	Achieved 30 - 100%	% Achieved at 30% and Above												
ALFRED NZO WEST	NTSIZWA SENIOR SECONDARY SCHOOL		2019	4251051	1				28	13	46.4													35	27	77.1							18	6	33.3	36	9	25				28	1	3.6	17	7	41.2
	NTSIZWA SENIOR SECONDARY SCHOOL		2018	4251051	1				25	24	96													40	32	80				3	3	100	40	25	62.5				25	5	20	22	21	95.5			
	NYANISO SENIOR SECONDARY SCHOOL		2019	4251052	1				19	18	94.7													51	50	98	11	11	100	23	18	78.3	26	26	100	11	10	90.9	18	13	72.2	19	15	78.9			
	NYANISO SENIOR SECONDARY SCHOOL		2018	4251052	1				16	14	87.5													46	45	97.8	16	13	81.3	15	15	100	18	14	77.8	16	10	62.5	19	15	78.9	19	16	84.2			
	NZULULWAZI SENIOR SECONDARY SCHOOL		2019	4251053	2	20	20	100	24	20	83.3	24	17	70.8	51	42	82.4	95	83	87.4	35	25	71.4							28	17	60.7	37	31	83.8	39	5	12.8	24	18	75						
	NZULULWAZI SENIOR SECONDARY SCHOOL		2018	4251053	2	18	12	66.7	38	15	39.5	19	10	52.6	66	29	43.9	130	96	73.8	66	9	13.6							38	18	47.4	49	16	32.7	52	5	9.6	41	11	26.8						
	OSBORN SENIOR SECONDARY SCHOOL		2019	4251054	2	56	50	89.3	171	122	71.3	118	96	81.4	119	90	75.6	367	344	93.7	159	113	71.1	108	93	86.1	145	118	81.4	181	114	63	178	60	33.7	127	90	70.9									
	OSBORN SENIOR SECONDARY SCHOOL		2018	4251054	2	71	65	91.5	118	112	94.9	100	88	88	106	100	94.3	343	341	99.4	134	112	83.6	54	51	94.4	211	193	91.5	115	67	58.3	225	115	51.1	175	140	80									
	PHUMELELE COMMERCIAL & TECHNICAL SCH		2019	4251055	2													27	25	92.6																											
	PHUMELELE COMMERCIAL & TECHNICAL SCH		2018	4251055	2	9	1	11.1				11	3	27.3	13	2	15.4	31	30	96.8										0	0		9	1	11.1												
RALEBITSO SENIOR SECONDARY SCHOOL		2019	4251056	1	5	0	0	16	9	56.3	5	3	60	8	0	0	35	33	94.3	12	12	100				25	12	48	18	9	50	14	1	7.1	5	0	0										
RALEBITSO SENIOR SECONDARY SCHOOL		2018	4251056	1	2	0	0	12	4	33.3	2	1	50	4	0	0	33	33	100	9	7	77.8	1	1	100	16	12	75	6	1	16.7	17	3	17.6	14	4	28.6										

Province Districts	Centre Name	Year	Centre Number	Quintile	Subject Description																																
					Accounting			Agricultural Sciences			Business Studies			Economics			English First Additional Language			Geography			History			Life Sciences			Mathematical Literacy			Mathematics			Physical Sciences		
					Total Wrote	Achieved 30 - 100%	% Achieved at 30% and Above	Total Wrote	Achieved 30 - 100%	% Achieved at 30% and Above	Total Wrote	Achieved 30 - 100%	% Achieved at 30% and Above	Total Wrote	Achieved 30 - 100%	% Achieved at 30% and Above	Total Wrote	Achieved 30 - 100%	% Achieved at 30% and Above	Total Wrote	Achieved 30 - 100%	% Achieved at 30% and Above	Total Wrote	Achieved 30 - 100%	% Achieved at 30% and Above	Total Wrote	Achieved 30 - 100%	% Achieved at 30% and Above	Total Wrote	Achieved 30 - 100%	% Achieved at 30% and Above	Total Wrote	Achieved 30 - 100%	% Achieved at 30% and Above			
ALFRED NZO WEST	RAMAFOLE SENIOR SECONDARY SCHOOL	2019	4251057	2	28	28	100	14	13	92.9	30	30	100	28	28	100	110	110	100	49	44	89.8	36	33	91.7	32	29	90.6	31	29	93.5	57	16	28.1	33	29	87.9
	RAMAFOLE SENIOR SECONDARY SCHOOL	2018	4251057	2	29	18	62.1	9	9	100	29	23	79.3	28	20	71.4	107	107	100	52	44	84.6	36	35	97.2	35	32	91.4	31	22	71	57	20	35.1	36	31	86.1
	RODE SENIOR SECONDARY SCHOOL	2019	4251058	2	76	50	65.8	121	91	75.2	84	69	82.1	108	80	74.1	309	299	96.8	165	123	74.5	89	72	80.9	173	122	70.5	132	67	50.8	177	21	11.9	120	37	30.8
	RODE SENIOR SECONDARY SCHOOL	2018	4251058	2	17	10	58.8	35	27	77.1	19	16	84.2	35	26	74.3	74	70	94.6	51	31	60.8	24	20	83.3	29	22	75.9	25	3	12	44	6	13.6	29	10	34.5
	SAPUKANDUKU SENIOR SECONDARY SCHOOL	2019	4251059	2				12	5	41.7				17	5	29.4	29	29	100	17	12	70.6	29	21	72.4	29	10	34.5	17	9	52.9	12	3	25	12	5	41.7
	SAPUKANDUKU SENIOR SECONDARY SCHOOL	2018	4251059	2				19	11	57.9							39	38	97.4	22	9	40.9	19	19	100	38	18	47.4	19	7	36.8	19	3	15.8	18	2	11.1
	SENYUKELE SENIOR SECONDARY SCHOOL	2019	4251060	2	27	24	88.9	76	66	86.8	52	43	82.7				186	183	98.4	94	86	91.5	71	69	97.2	69	56	81.2	95	76	80	73	32	43.8	38	29	76.3
	SENYUKELE SENIOR SECONDARY SCHOOL	2018	4251060	2	34	31	91.2	104	97	93.3	38	27	71.1				160	158	98.8	55	50	90.9	50	50	100	59	53	89.8	86	72	83.7	50	34	68	22	22	100
	SIBI SENIOR SECONDARY SCHOOL	2019	4251061	2	10	7	70	38	29	76.3	12	12	100	10	9	90	79	79	100	18	18	100	16	16	100	35	17	48.6	17	15	88.2	45	15	33.3	42	8	19
	SIBI SENIOR SECONDARY SCHOOL	2018	4251061	2	20	6	30	12	11	91.7	15	11	73.3	15	6	40	65	65	100	23	20	87	23	23	100	18	12	66.7	21	18	85.7	26	9	34.6	13	9	69.2
	SONQISHE SENIOR SECONDARY SCHOOL	2019	4251063	1	9	6	66.7	18	18	100	10	9	90	8	6	75	50	44	88	13	11	84.6				38	17	44.7	19	15	78.9	18	8	44.4	13	7	53.8
	SONQISHE SENIOR SECONDARY SCHOOL	2018	4251063	1	15	12	80	32	5	15.6	15	13	86.7	17	10	58.8	71	63	88.7	17	9	52.9				49	7	14.3	44	17	38.6	22	1	4.5	15	1	6.7

Province Districts	Centre Name	Year	Centre Number	Quintile	Subject Description																																
					Accounting			Agricultural Sciences			Business Studies			Economics			English First Additional Language			Geography			History			Life Sciences			Mathematical Literacy			Mathematics			Physical Sciences		
					Total Wrote	Achieved 30 - 100% % Achieved at 30% and Above	Total Wrote	Achieved 30 - 100% % Achieved at 30% and Above	Total Wrote	Achieved 30 - 100% % Achieved at 30% and Above	Total Wrote	Achieved 30 - 100% % Achieved at 30% and Above	Total Wrote	Achieved 30 - 100% % Achieved at 30% and Above	Total Wrote	Achieved 30 - 100% % Achieved at 30% and Above	Total Wrote	Achieved 30 - 100% % Achieved at 30% and Above	Total Wrote	Achieved 30 - 100% % Achieved at 30% and Above	Total Wrote	Achieved 30 - 100% % Achieved at 30% and Above	Total Wrote	Achieved 30 - 100% % Achieved at 30% and Above	Total Wrote	Achieved 30 - 100% % Achieved at 30% and Above	Total Wrote	Achieved 30 - 100% % Achieved at 30% and Above	Total Wrote	Achieved 30 - 100% % Achieved at 30% and Above	Total Wrote	Achieved 30 - 100% % Achieved at 30% and Above					
ALFRED NZO WEST	ST GEORGES SENIOR SECONDARY SCHOOL	2019	4251064	3	25	12	48	113	87	77	27	14	51.9	25	17	68	219	201	91.8	40	29	72.5	86	69	80.2	152	99	65.1	65	45	69.2	98	33	33.7	75	57	76
	ST GEORGES SENIOR SECONDARY SCHOOL	2018	4251064	3	36	24	66.7	145	89	61.4	41	29	70.7	37	28	75.7	260	258	99.2	54	36	66.7	94	87	92.6	210	130	61.9	89	56	62.9	145	43	29.7	108	70	64.8
	ST MARGARET SENIOR SECONDARY SCHOOL	2019	4251065	2	11	7	63.6	42	30	71.4	10	6	60	10	4	40	102	94	92.2	24	12	50				32	22	68.8	22	13	59.1	18	7	38.9	9	6	66.7
	ST MARGARET SENIOR SECONDARY SCHOOL	2018	4251065	2	13	6	46.2	31	24	77.4	13	4	30.8	10	6	60	65	65	100	12	11	91.7				40	34	85	11	10	90.9	27	12	44.4	18	14	77.8
	ST MARKS SENIOR SECONDARY SCHOOL	2018	4251066	1													23	21	91.3													23	12	52.2	23	13	56.5
	ST MARKS TECHNICAL HIGH SCHOOL	2019	4251066	1													34	32	94.1													14	3	21.4	14	7	50
	SUKUDE SENIOR SECONDARY SCHOOL	2019	4251067	1	72	72	100	201	175	87.1	72	60	83.3	74	65	87.8	287	279	97.2				90	78	86.7	200	163	81.5				262	76	29	109	95	87.2
	SUKUDE SENIOR SECONDARY SCHOOL	2018	4251067	1	62	55	88.7	200	135	67.5	63	62	98.4	64	59	92.2	267	261	97.8				84	73	86.9	199	141	70.9	57	28	49.1	199	64	32.2	115	88	76.5
	THOLANG SENIOR SECONDARY SCHOOL	2019	4251082	3	22	19	86.4	64	60	93.8	31	28	90.3	22	21	95.5	221	221	100	98	85	86.7	47	47	100	102	93	91.2	43	37	86	121	53	43.8	104	80	76.9
	THOLANG SENIOR SECONDARY SCHOOL	2018	4251082	3	30	29	96.7	71	47	66.2	36	33	91.7	35	32	91.4	231	231	100	102	87	85.3	43	37	86	114	107	93.9	53	39	73.6	128	45	35.2	118	66	55.9
	TOLENI SENIOR SECONDARY SCHOOL	2019	4251085	5				130	106	81.5							233	225	96.6	110	88	80	86	72	83.7	229	177	77.3	84	56	66.7	149	109	73.2	144	106	73.6
	TOLENI SENIOR SECONDARY SCHOOL	2018	4251085	5				107	97	90.7							196	189	96.4	98	65	66.3	60	40	66.7	192	153	79.7	63	44	69.8	134	121	90.3	131	113	86.3



Province Districts	Centre Name	Year	Centre Number	Quintile	Subject Description																																
					Accounting			Agricultural Sciences			Business Studies			Economics			English First Additional Language			Geography			History			Life Sciences			Mathematical Literacy			Mathematics			Physical Sciences		
					Total Wrote	Achieved 30 - 100% % Achieved at 30% and Above		Total Wrote	Achieved 30 - 100% % Achieved at 30% and Above		Total Wrote	Achieved 30 - 100% % Achieved at 30% and Above		Total Wrote	Achieved 30 - 100% % Achieved at 30% and Above		Total Wrote	Achieved 30 - 100% % Achieved at 30% and Above		Total Wrote	Achieved 30 - 100% % Achieved at 30% and Above		Total Wrote	Achieved 30 - 100% % Achieved at 30% and Above		Total Wrote	Achieved 30 - 100% % Achieved at 30% and Above		Total Wrote	Achieved 30 - 100% % Achieved at 30% and Above		Total Wrote	Achieved 30 - 100% % Achieved at 30% and Above		Total Wrote	Achieved 30 - 100% % Achieved at 30% and Above	
ALFRED NZO WEST	TYELIMHLOPHE SENIOR SECONDARY SCHOOL	2019	4251084	2				151	88	58.3							146	139	95.2							146	54	37				146	12	8.2	142	15	10.6
	TYELIMHLOPHE SENIOR SECONDARY SCHOOL	2018	4251084	2				95	69	72.6							98	98	100							100	57	57				93	17	18.3	96	21	21.9
	ZANOKHANYO BAPTIST COMPREHENSIVE SCH	2019	4252069	99	7	7	100	23	22	95.7	7	7	100	7	7	100										23	21	91.3				30	18	60	23	16	69.6
	ZANOKHANYO BAPTIST COMPREHENSIVE SCH	2018	4252069	99	5	5	100	8	8	100	5	5	100	5	5	100										8	8	100				13	10	76.9	8	8	100
	ZIBI MEYER SENIOR SECONDARY SCHOOL	2019	4251070	2	6	4	66.7	22	16	72.7	7	4	57.1	7	5	71.4	59	55	93.2	18	14	77.8	18	17	94.4	22	15	68.2	19	18	94.7	25	3	12	28	7	25
	ZIBI MEYER SENIOR SECONDARY SCHOOL	2018	4251070	2	1	1	100	15	11	73.3							59	58	98.3	14	12	85.7	19	19	100	26	23	88.5	16	9	56.3	21	5	23.8	23	4	17.4
	ZIBOKWANA SENIOR SECONDARY SCHOOL	2019	4251071	2	15	10	66.7	17	13	76.5	22	14	63.6	23	10	43.5	92	78	84.8	7	7	100	32	26	81.3	23	20	87	27	17	63	35	6	17.1	25	20	80
	ZIBOKWANA SENIOR SECONDARY SCHOOL	2018	4251071	2	14	11	78.6	23	16	69.6	16	12	75	16	11	68.8	102	100	98	56	37	66.1	49	41	83.7	36	23	63.9	39	24	61.5	46	17	37	34	27	79.4
	ZINYOSINI SENIOR SECONDARY SCHOOL	2019	4251072	1	19	19	100	32	31	96.9	19	19	100	19	19	100	109	109	100	54	53	98.1	49	49	100	82	69	84.1	49	42	85.7	52	23	44.2	33	32	97
	ZINYOSINI SENIOR SECONDARY SCHOOL	2018	4251072	1	31	31	100	23	23	100	34	33	97.1	29	29	100	120	120	100	63	47	74.6	58	57	98.3	71	57	80.3	45	40	88.9	50	30	60	25	24	96

Province Districts	Centre Name	Year	Centre Number	Quintile	Subject Description																																	
					Accounting			Agricultural Sciences			Business Studies			Economics			English First Additional Language			Geography			History			Life Sciences			Mathematical Literacy			Mathematics			Physical Sciences			
					Total Wrote	Achieved 30 - 100% % Achieved at 30% and Above	Total Wrote	Achieved 30 - 100% % Achieved at 30% and Above	Total Wrote	Achieved 30 - 100% % Achieved at 30% and Above	Total Wrote	Achieved 30 - 100% % Achieved at 30% and Above	Total Wrote	Achieved 30 - 100% % Achieved at 30% and Above	Total Wrote	Achieved 30 - 100% % Achieved at 30% and Above	Total Wrote	Achieved 30 - 100% % Achieved at 30% and Above	Total Wrote	Achieved 30 - 100% % Achieved at 30% and Above	Total Wrote	Achieved 30 - 100% % Achieved at 30% and Above	Total Wrote	Achieved 30 - 100% % Achieved at 30% and Above	Total Wrote	Achieved 30 - 100% % Achieved at 30% and Above	Total Wrote	Achieved 30 - 100% % Achieved at 30% and Above	Total Wrote	Achieved 30 - 100% % Achieved at 30% and Above	Total Wrote	Achieved 30 - 100% % Achieved at 30% and Above						
ALFRED NZO WEST	ZWELAKHE SENIOR SECONDARY SCHOOL	2019	4251073	2	47	44	93.6	236	207	87.7	46	43	93.5	135	111	82.2	248	248	100	197	169	85.8					188	131	69.7				234	69	29.5	100	71	71
	ZWELAKHE SENIOR SECONDARY SCHOOL	2018	4251073	2	21	21	100	72	65	90.3	21	21	100	21	21	100	146	145	99.3	123	92	74.8					115	103	89.6	23	14	60.9	112	56	50	43	41	95.3
	ZWELITSHA SENIOR SECONDARY SCHOOL	2019	4251074	1	36	18	50	78	47	60.3	36	25	69.4	36	16	44.4	115	110	95.7	43	30	69.8	43	37	86	78	31	39.7	50	35	70	63	6	9.5	35	13	37.1	
	ZWELITSHA SENIOR SECONDARY SCHOOL	2018	4251074	1	17	5	29.4	58	25	43.1	17	15	88.2	17	16	94.1	75	73	97.3	37	12	32.4	37	27	73	58	16	27.6	37	10	27	39	5	12.8	21	5	23.8	
AMATHOLE EAST	AMABELE SENIOR SECONDARY SCHOOL	2019	4301001	1									36	13	36.1	62	55	88.7	15	15	100	43	23	53.5	55	32	58.2	35	17	48.6	13	6	46.2	14	13	92.9		
	AMABELE SENIOR SECONDARY SCHOOL	2018	4301001	1									26	15	57.7	43	40	93	13	10	76.9	27	24	88.9	38	25	65.8	22	13	59.1	14	9	64.3	12	12	100		
	BADI SENIOR SECONDARY SCHOOL	2019	4301002	2	6	5	83.3	28	23	82.1	7	6	85.7	8	7	87.5	90	77	85.6	24	21	87.5	30	21	70	65	33	50.8	21	19	90.5	29	11	37.9	25	17	68	
	BADI SENIOR SECONDARY SCHOOL	2018	4301002	2	9	6	66.7	33	27	81.8	14	4	28.6	12	10	83.3	92	83	90.2	28	13	46.4	15	7	46.7	67	40	59.7	15	10	66.7	48	23	47.9	38	16	42.1	
	BASHEE SENIOR SECONDARY SCHOOL	2019	4301003	1				7	6	85.7				6	6	100	111	94	84.7	9	8	88.9	63	40	63.5	29	23	79.3				39	10	25.6	27	18	66.7	
	BASHEE SENIOR SECONDARY SCHOOL	2018	4301003	1	2	2	100	16	11	68.8	29	6	20.7	25	16	64	160	142	88.8	3	3	100	107	75	70.1	40	20	50	42	24	57.1	28	13	46.4	29	15	51.7	
	BETHEL COLLEGE HIGH SCHOOL	2019	4302004	99	4	4	100	7	7	100	5	5	100	4	4	100	7	7	100	10	7	70	5	3	60	18	7	38.9	5	4	80	17	8	47.1	13	8	61.5	
	BETHEL COLLEGE HIGH SCHOOL	2018	4302004	99	3	1	33.3	15	12	80	12	2	16.7	7	6	85.7	10	10	100	9	8	88.9	9	6	66.7	21	16	76.2	11	7	63.6	21	10	47.6	19	12	63.2	

Province Districts	Centre Name	Year	Centre Number	Quintile	Subject Description																																			
					Accounting			Agricultural Sciences			Business Studies			Economics			English First Additional Language			Geography			History			Life Sciences			Mathematical Literacy			Mathematics			Physical Sciences					
					Total Wrote	Achieved 30 - 100%	% Achieved at 30% and Above	Total Wrote	Achieved 30 - 100%	% Achieved at 30% and Above	Total Wrote	Achieved 30 - 100%	% Achieved at 30% and Above	Total Wrote	Achieved 30 - 100%	% Achieved at 30% and Above	Total Wrote	Achieved 30 - 100%	% Achieved at 30% and Above	Total Wrote	Achieved 30 - 100%	% Achieved at 30% and Above	Total Wrote	Achieved 30 - 100%	% Achieved at 30% and Above	Total Wrote	Achieved 30 - 100%	% Achieved at 30% and Above	Total Wrote	Achieved 30 - 100%	% Achieved at 30% and Above	Total Wrote	Achieved 30 - 100%	% Achieved at 30% and Above						
AMATHOLE EAST	BHONGOLETHU SENIOR SECONDARY SCHOOL	2018	4301007	2	12	1	8.3				12	1	8.3				11	9	81.8	0	0				11	3	27.3				12	0	0							
	BLYTHSWOOD INSTITUTION	2019	4301005	3	8	5	62.5	48	39	81.3	8	7	87.5	8	7	87.5	102	100	98	24	19	79.2	29	23	79.3	83	45	54.2	29	16	55.2	62	24	38.7	54	27	50			
	BLYTHSWOOD INSTITUTION	2018	4301005	3	5	3	60	62	44	71	5	5	100	5	5	100	100	95	95	14	14	100	44	39	88.6	89	62	69.7	44	22	50	50	31	62	46	22	47.8			
	BOMELA SENIOR SECONDARY SCHOOL	2019	4301006	2													23	19	82.6	27	27	100	18	16	88.9	20	19	95	7	6	85.7	11	11	100	13	2	15.4	6	2	33.3
	BOMELA SENIOR SECONDARY SCHOOL	2018	4301006	2	15	8	53.3				16	11	68.8	27	17	63	34	34	100	16	14	87.5	18	16	88.9				19	16	84.2	9	3	33.3						
	BONKOLO SENIOR SECONDARY SCHOOL	2019	4301008	3	29	16	55.2	62	36	58.1	29	20	69	31	16	51.6	117	105	89.7				54	40	74.1	87	37	42.5	33	14	42.4	82	21	25.6	33	13	39.4			
	BONKOLO SENIOR SECONDARY SCHOOL	2018	4301008	3	33	15	45.5	84	54	64.3	37	26	70.3	37	25	67.6	189	165	87.3	31	25	80.6	81	52	64.2	143	79	55.2	69	26	37.7	115	34	29.6	72	30	41.7			
	BUTTERWORTH HIGH SCHOOL	2019	4301009	4	35	34	97.1				27	27	100	21	21	100				38	38	100				43	43	100				73	55	75.3	47	45	95.7			
	BUTTERWORTH HIGH SCHOOL	2018	4301009	4	45	34	75.6				28	26	92.9	30	26	86.7				52	50	96.2				70	70	100				84	58	69	57	50	87.7			
	BUTTERWORTH REVIVAL CHRISTIAN SCHOOL	2019	4302090	2	12	12	100	9	9	100	19	18	94.7	25	24	96	43	43	100	17	17	100	11	11	100	27	27	100	26	25	96.2	23	5	21.7	17	17	100			
BUTTERWORTH REVIVAL CHRISTIAN SCHOOL	2018	4302090	2	11	5	45.5	24	23	95.8	24	7	29.2	20	10	50	64	63	98.4	34	24	70.6	21	19	90.5	52	33	63.5	30	13	43.3	48	8	16.7	23	10	43.5				

Province Districts	Centre Name	Year	Centre Number	Quintile	Subject Description																																
					Accounting			Agricultural Sciences			Business Studies			Economics			English First Additional Language			Geography			History			Life Sciences			Mathematical Literacy			Mathematics			Physical Sciences		
					Total Wrote	Achieved 30 - 100% % Achieved at 30% and Above	Total Wrote	Achieved 30 - 100% % Achieved at 30% and Above	Total Wrote	Achieved 30 - 100% % Achieved at 30% and Above	Total Wrote	Achieved 30 - 100% % Achieved at 30% and Above	Total Wrote	Achieved 30 - 100% % Achieved at 30% and Above	Total Wrote	Achieved 30 - 100% % Achieved at 30% and Above	Total Wrote	Achieved 30 - 100% % Achieved at 30% and Above	Total Wrote	Achieved 30 - 100% % Achieved at 30% and Above	Total Wrote	Achieved 30 - 100% % Achieved at 30% and Above	Total Wrote	Achieved 30 - 100% % Achieved at 30% and Above	Total Wrote	Achieved 30 - 100% % Achieved at 30% and Above	Total Wrote	Achieved 30 - 100% % Achieved at 30% and Above	Total Wrote	Achieved 30 - 100% % Achieved at 30% and Above	Total Wrote	Achieved 30 - 100% % Achieved at 30% and Above					
AMATHOLE EAST	BUTTERWORTH TRAINING CENTRE	2018	4305004	1												0	0													0	0						
	COLOSA SENIOR SECONDARY SCHOOL	2019	4301011	2	9	9	100	49	45	91.8	18	11	61.1	9	9	100	96	95	99	26	26	100	29	27	93.1	71	70	98.6				84	34	40.5	44	35	79.5
	COLOSA SENIOR SECONDARY SCHOOL	2018	4301011	2	23	18	78.3	78	67	85.9	46	22	47.8	29	21	72.4	162	155	95.7	28	23	82.1	50	39	78	109	91	83.5				143	36	25.2	60	43	71.7
	CUNNINGHAM SENIOR SECONDARY SCHOOL	2019	4301012	3				11	10	90.9							56	49	87.5	35	24	68.6	44	35	79.5	24	23	95.8	40	30	75	11	8	72.7	10	6	60
	CUNNINGHAM SENIOR SECONDARY SCHOOL	2018	4301012	3	4	3	75	20	19	95	4	4	100	4	3	75	48	47	97.9				23	22	95.7	38	27	71.1	17	12	70.6	24	12	50	18	12	66.7
	DALUHLANGA SENIOR SECONDARY SCHOOL	2019	4301013	2	9	9	100	19	19	100	7	6	85.7	11	7	63.6	68	65	95.6	20	12	60	26	19	73.1	27	23	85.2	24	20	83.3	25	10	40	19	17	89.5
	DALUHLANGA SENIOR SECONDARY SCHOOL	2018	4301013	2	19	16	84.2	32	22	68.8	24	12	50	28	15	53.6	95	88	92.6				40	27	67.5	20	13	65	29	6	20.7	23	6	26.1	13	10	76.9
	DINIZULU SENIOR SECONDARY SCHOOL	2019	4301014	2	36	36	100	64	59	92.2	37	33	89.2	35	35	100	103	103	100				24	24	100	65	60	92.3				99	33	33.3	42	38	90.5
	DINIZULU SENIOR SECONDARY SCHOOL	2018	4301014	2	36	31	86.1	56	44	78.6	34	28	82.4	35	35	100	95	92	96.8				33	26	78.8	60	45	75				89	24	27	19	17	89.5
	DONDASHE SENIOR SECONDARY SCHOOL	2019	4301015	1	3	3	100	12	7	58.3	3	3	100	22	17	77.3	34	32	94.1	18	14	77.8				12	8	66.7				28	6	21.4	10	7	70
	DONDASHE SENIOR SECONDARY SCHOOL	2018	4301015	1	15	10	66.7	26	13	50	15	11	73.3	33	18	54.5	61	57	93.4	15	6	40				27	10	37				55	13	23.6	26	10	38.5
	DUMALISILE COMPREHENSIVE HIGH SCHOOL	2019	4301016	1	5	4	80				11	4	36.4	2	2	100	48	41	85.4	11	10	90.9	12	9	75	10	8	80	10	6	60	6	3	50	6	2	33.3

Province Districts	Centre Name	Year	Centre Number	Quintile	Subject Description																																	
					Accounting			Agricultural Sciences			Business Studies			Economics			English First Additional Language			Geography			History			Life Sciences			Mathematical Literacy			Mathematics			Physical Sciences			
					Total Wrote	Achieved 30 - 100% % Achieved at 30% and Above		Total Wrote	Achieved 30 - 100% % Achieved at 30% and Above		Total Wrote	Achieved 30 - 100% % Achieved at 30% and Above		Total Wrote	Achieved 30 - 100% % Achieved at 30% and Above		Total Wrote	Achieved 30 - 100% % Achieved at 30% and Above		Total Wrote	Achieved 30 - 100% % Achieved at 30% and Above		Total Wrote	Achieved 30 - 100% % Achieved at 30% and Above		Total Wrote	Achieved 30 - 100% % Achieved at 30% and Above		Total Wrote	Achieved 30 - 100% % Achieved at 30% and Above		Total Wrote	Achieved 30 - 100% % Achieved at 30% and Above		Total Wrote	Achieved 30 - 100% % Achieved at 30% and Above		
AMATHOLE EAST	DUMALISILE COMPREHENSIVE HIGH SCHOOL	2018	4301016	1	8	6	75				10	6	60	7	7	100	53	49	92.5	10	6	60	4	2	50	10	8	80	7	1	14.3	13	1	7.7	8	4	50	
	ELLIOTDALE TECH	2019	4301017	3	37	28	75.7				43	34	79.1	39	24	61.5	154	150	97.4														87	32	36.8	60	35	58.3
	ELLIOTDALE TECH	2018	4301017	3	28	28	100				88	48	54.5	64	57	89.1	206	202	98.1									32	22	68.8	75	17	22.7	49	23	46.9		
	ELUKHANYISWENI COLLEGE	2019	4302091	99	2	1	50	5	4	80	2	1	50	4	4	100	10	10	100	2	2	100				8	5	62.5	3	1	33.3	6	1	16.7	5	2	40	
	ELUKHANYISWENI COLLEGE	2018	4302091	99	5	0	0	4	1	25	12	5	41.7	10	5	50	17	17	100	8	4	50				7	5	71.4	13	4	30.8	7	2	28.6	3	2	66.7	
	EMMANUEL HIGH SCHOOL	2019	4302018	99	3	3	100	9	9	100	2	2	100	2	2	100	12	12	100	17	16	94.1	11	11	100	27	23	85.2	11	11	100	19	9	47.4	17	15	88.2	
	EMMANUEL HIGH SCHOOL	2018	4302018	99	1	1	100	22	19	86.4	1	1	100	1	1	100	26	26	100	16	14	87.5	14	14	100	39	34	87.2	14	11	78.6	26	15	57.7	24	23	95.8	
	ENOCH MAMBA SENIOR SECONDARY SCHOOL	2019	4301019	1	25	21	84				38	34	89.5	30	29	96.7	107	104	97.2	58	57	98.3				55	52	94.5	27	25	92.6	71	25	35.2	58	42	72.4	
	ENOCH MAMBA SENIOR SECONDARY SCHOOL	2018	4301019	1	44	31	70.5				74	46	62.2	61	42	68.9	178	176	98.9	108	87	80.6				102	79	77.5	51	27	52.9	118	29	24.6	90	70	77.8	
	EXECUTIVE ACADEMY	2019	4302020	99	58	49	84.5	138	121	87.7	105	77	73.3	90	68	75.6	395	391	99	174	158	90.8	88	80	90.9	289	229	79.2	138	102	73.9	258	115	44.6	165	130	78.8	
	EXECUTIVE ACADEMY	2018	4302020	99	59	54	91.5	151	121	80.1	96	62	64.6	76	59	77.6	416	405	97.4	184	159	86.4	90	76	84.4	315	261	82.9	116	78	67.2	301	136	45.2	207	133	64.3	
	EZINGCUKA SENIOR SECONDARY SCHOOL	2019	4301021	1	15	13	86.7	37	29	78.4	16	14	87.5	87	49	56.3	100	91	91				38	16	42.1	46	32	69.6	44	18	40.9	44	15	34.1	29	16	55.2	
	EZINGCUKA SENIOR SECONDARY SCHOOL	2018	4301021	1	25	11	44	100	41	41	23	13	56.5	119	38	31.9	128	115	89.8							102	50	49	37	14	37.8	89	17	19.1	64	16	25	

Province Districts	Centre Name	Year	Centre Number	Quintile	Subject Description																																											
					Accounting			Agricultural Sciences			Business Studies			Economics			English First Additional Language			Geography			History			Life Sciences			Mathematical Literacy			Mathematics			Physical Sciences													
					Total Wrote	Achieved 30 - 100% % Achieved at 30% and Above		Total Wrote	Achieved 30 - 100% % Achieved at 30% and Above		Total Wrote	Achieved 30 - 100% % Achieved at 30% and Above		Total Wrote	Achieved 30 - 100% % Achieved at 30% and Above		Total Wrote	Achieved 30 - 100% % Achieved at 30% and Above		Total Wrote	Achieved 30 - 100% % Achieved at 30% and Above		Total Wrote	Achieved 30 - 100% % Achieved at 30% and Above		Total Wrote	Achieved 30 - 100% % Achieved at 30% and Above		Total Wrote	Achieved 30 - 100% % Achieved at 30% and Above		Total Wrote	Achieved 30 - 100% % Achieved at 30% and Above															
AMATHOLE EAST	EZINGQAYI SENIOR SECONDARY SCHOOL	2019	4301022	2									37	28	75.7	86	78	90.7									52	45	86.5	38	32	84.2	44	22	50	41	4	9.8	34	17	50							
	EZINGQAYI SENIOR SECONDARY SCHOOL	2018	4301022	2									33	20	60.6	95	74	77.9									52	45	86.5	36	24	66.7	53	23	43.4	31	5	16.1	32	12	37.5							
	EZIZWENI SENIOR SECONDARY SCHOOL	2019	4301023	2	25	22	88	52	50	96.2	28	18	64.3	27	24	88.9	82	81	98.8									29	28	96.6	56	46	82.1	26	17	65.4	50	21	42	25	22	88						
	EZIZWENI SENIOR SECONDARY SCHOOL	2018	4301023	2	21	21	100	61	54	88.5	27	15	55.6	28	23	82.1	103	96	93.2									33	31	93.9	66	53	80.3	31	16	51.6	59	21	35.6	40	36	90						
	FORT MALAN SENIOR SECONDARY SCHOOL	2019	4301024	2	21	14	66.7	49	41	83.7	41	11	26.8	16	12	75	143	120	83.9									72	49	68.1	33	32	97	36	34	94.4	23	16	69.6	16	15	93.8						
	FORT MALAN SENIOR SECONDARY SCHOOL	2018	4301024	2	12	10	83.3	38	35	92.1	33	9	27.3	12	11	91.7	119	109	91.6									69	58	84.1	38	34	89.5	27	25	92.6	23	11	47.8	11	11	100						
	GANIZULU SENIOR SECONDARY SCHOOL	2019	4301025	1	26	26	100	43	40	93	72	62	86.1	71	69	97.2	153	148	96.7	23	19	82.6	26	26	100	65	53	81.5	69	52	75.4	65	26	40	40	35	87.5											
	GANIZULU SENIOR SECONDARY SCHOOL	2018	4301025	1	23	15	65.2	167	145	86.8	31	16	51.6	22	20	90.9	342	337	98.5	190	103	54.2	120	101	84.2	176	129	73.3	185	69	37.3	133	36	27.1	114	48	42.1											
	GOBE COMMERCIAL SCHOOL	2019	4301026	2	26	20	76.9							24	24	100	24	24	100	90	90	100	64	62	96.9									56	53	94.6							66	50	75.8	32	32	100
	GOBE COMMERCIAL SCHOOL	2018	4301026	2	26	18	69.2							19	18	94.7	17	17	100	74	74	100	48	47	97.9									47	47	100							50	42	84	37	35	94.6
	GWADANA SENIOR SECONDARY SCHOOL	2019	4301027	2	18	8	44.4							20	5	25	19	5	26.3	32	31	96.9	14	13	92.9									15	11	73.3	1	1	100	29	2	6.9	14	9	64.3			
	GWADANA SENIOR SECONDARY SCHOOL	2018	4301027	2	18	12	66.7							18	10	55.6	19	12	63.2	29	26	89.7	11	9	81.8									11	10	90.9							27	7	25.9	10	8	80

Province Districts	Centre Name	Year	Centre Number	Quintile	Subject Description																																
					Accounting			Agricultural Sciences			Business Studies			Economics			English First Additional Language			Geography			History			Life Sciences			Mathematical Literacy			Mathematics			Physical Sciences		
					Total Wrote	Achieved 30 - 100%	% Achieved at 30% and Above	Total Wrote	Achieved 30 - 100%	% Achieved at 30% and Above	Total Wrote	Achieved 30 - 100%	% Achieved at 30% and Above	Total Wrote	Achieved 30 - 100%	% Achieved at 30% and Above	Total Wrote	Achieved 30 - 100%	% Achieved at 30% and Above	Total Wrote	Achieved 30 - 100%	% Achieved at 30% and Above	Total Wrote	Achieved 30 - 100%	% Achieved at 30% and Above	Total Wrote	Achieved 30 - 100%	% Achieved at 30% and Above	Total Wrote	Achieved 30 - 100%	% Achieved at 30% and Above	Total Wrote	Achieved 30 - 100%	% Achieved at 30% and Above			
AMATHOLE EAST	GWEBITYALA SENIOR SECONDARY SCHOOL	2019	4301028	1	38	35	92.1	63	56	88.9	39	39	100	40	36	90	181	170	93.9	93	80	86	61	61	100	134	100	74.6	68	51	75	113	56	49.6	75	65	86.7
	GWEBITYALA SENIOR SECONDARY SCHOOL	2018	4301028	1	22	20	90.9	61	55	90.2	23	20	87	25	22	88	160	151	94.4	91	59	64.8	62	54	87.1	129	99	76.7	75	44	58.7	85	40	47.1	67	55	82.1
	GWELANE SENIOR SECONDARY SCHOOL	2019	4301029	1	13	4	30.8				19	11	57.9	15	4	26.7	58	49	84.5	33	30	90.9	20	19	95	34	18	52.9	15	10	66.7	29	6	20.7	20	16	80
	GWELANE SENIOR SECONDARY SCHOOL	2018	4301029	1	8	3	37.5				28	17	60.7				50	47	94	33	31	93.9	18	18	100	28	23	82.1	13	5	38.5	25	5	20	18	18	100
	IDUTYWA SCHOOL OF EXCELLENCE	2019	4302030	99	58	40	69	91	75	82.4	76	43	56.6	65	43	66.2	283	272	96.1	161	140	87	63	50	79.4	230	178	77.4	96	52	54.2	222	47	21.2	152	98	64.5
	IDUTYWA SCHOOL OF EXCELLENCE	2018	4302030	99	41	18	43.9	72	56	77.8	67	37	55.2	61	31	50.8	233	230	98.7	128	97	75.8	52	43	82.7	176	130	73.9	88	31	35.2	174	58	33.3	137	64	46.7
	ISOLOMZI SENIOR SECONDARY SCHOOL	2019	4301031	1	9	6	66.7	39	39	100	9	9	100	25	22	88	63	61	96.8				5	5	100	46	44	95.7	14	14	100	36	25	69.4	28	28	100
	ISOLOMZI SENIOR SECONDARY SCHOOL	2018	4301031	1	11	10	90.9	68	68	100	11	9	81.8	42	41	97.6	98	97	99				10	10	100	85	76	89.4	17	17	100	70	52	74.3	51	45	88.2
	JALAMBA SENIOR SECONDARY SCHOOL	2019	4301032	3	10	9	90	17	16	94.1	23	20	87				67	47	70.1	28	19	67.9				17	13	76.5	25	19	76	23	8	34.8	18	15	83.3
	JALAMBA SENIOR SECONDARY SCHOOL	2018	4301032	3	13	11	84.6	39	27	69.2	18	9	50	4	4	100	85	66	77.6	29	14	48.3				50	31	62	28	8	28.6	58	15	25.9	47	20	42.6
JJ NJEZA SENIOR SECONDARY SCHOOL	2019	4301033	1	15	12	80				54	13	24.1	52	37	71.2	72	64	88.9	39	34	87.2				50	25	50	33	18	54.5	27	8	29.6	13	11	84.6	
JJ NJEZA SENIOR SECONDARY SCHOOL	2018	4301033	1	19	15	78.9				27	16	59.3	46	32	69.6	78	78	100	30	24	80				51	35	68.6	22	9	40.9	36	17	47.2	30	19	63.3	



Province Districts	Centre Name	Year	Centre Number	Quintile	Subject Description																																
					Accounting			Agricultural Sciences			Business Studies			Economics			English First Additional Language			Geography			History			Life Sciences			Mathematical Literacy			Mathematics			Physical Sciences		
					Total Wrote	Achieved 30 - 100% % Achieved at 30% and Above		Total Wrote	Achieved 30 - 100% % Achieved at 30% and Above		Total Wrote	Achieved 30 - 100% % Achieved at 30% and Above		Total Wrote	Achieved 30 - 100% % Achieved at 30% and Above		Total Wrote	Achieved 30 - 100% % Achieved at 30% and Above		Total Wrote	Achieved 30 - 100% % Achieved at 30% and Above		Total Wrote	Achieved 30 - 100% % Achieved at 30% and Above		Total Wrote	Achieved 30 - 100% % Achieved at 30% and Above		Total Wrote	Achieved 30 - 100% % Achieved at 30% and Above		Total Wrote	Achieved 30 - 100% % Achieved at 30% and Above				
AMATHOLE EAST	JONGABANTU SENIOR SECONDARY SCHOOL	2019	4301034	2	8	7	87.5				14	10	71.4	32	19	59.4	65	64	98.5	12	12	100	30	29	96.7	12	11	91.7	33	15	45.5	16	3	18.8	12	8	66.7
	JONGABANTU SENIOR SECONDARY SCHOOL	2018	4301034	2	13	5	38.5				24	6	25	21	12	57.1	51	49	96.1	12	11	91.7	10	10	100	26	16	61.5	21	13	61.9	22	1	4.5	12	6	50
	JONGILANGA SENIOR SECONDARY SCHOOL	2019	4301035	1				67	54	80.6							94	91	96.8	48	38	79.2				88	74	84.1				67	32	47.8	60	53	88.3
	JONGILANGA SENIOR SECONDARY SCHOOL	2018	4301035	1				62	55	88.7							135	132	97.8	67	50	74.6				117	96	82.1				99	41	41.4	73	55	75.3
	JONGILIZWE SENIOR SECONDARY SCHOOL	2019	4301036	3				36	34	94.4							57	55	96.5	18	16	88.9	34	30	88.2	23	17	73.9	19	13	68.4	18	4	22.2	18	10	55.6
	JONGILIZWE SENIOR SECONDARY SCHOOL	2018	4301036	3	8	7	87.5	29	23	79.3	14	6	42.9	9	6	66.7	53	49	92.5	14	12	85.7	21	17	81	12	10	83.3	14	11	78.6	19	2	10.5	10	6	60
	JS SKENJANA SENIOR SECONDARY SCHOOL	2019	4301037	3	81	74	91.4	69	59	85.5	90	69	76.7	76	70	92.1	293	283	96.6	119	95	79.8	50	42	84	127	102	80.3				208	86	41.3	95	70	73.7
	JS SKENJANA SENIOR SECONDARY SCHOOL	2018	4301037	3	95	84	88.4	67	60	89.6	64	49	76.6	37	32	86.5	244	241	98.8	54	51	94.4	34	34	100	113	96	85				162	92	56.8	103	79	76.7
	KRAZUKILE SENIOR SECONDARY SCHOOL	2019	4301038	1	17	9	52.9				16	8	50	22	17	77.3	52	45	86.5	31	20	64.5				33	19	57.6				49	9	18.4	34	20	58.8
	KRAZUKILE SENIOR SECONDARY SCHOOL	2018	4301038	1	5	4	80				5	5	100	12	11	91.7	46	45	97.8	33	18	54.5				36	24	66.7				41	11	26.8	37	15	40.5
	KWANTOZONKE SENIOR SECONDARY SCHOOL	2018	4301039	3										16	6	37.5	30	27	90	30	10	33.3				30	21	70				27	3	11.1	11	4	36.4
	LAMPLOUGH SENIOR SECONDARY SCHOOL	2019	4301040	3	30	25	83.3	57	57	100	30	29	96.7	30	28	93.3	165	165	100	87	87	100	36	36	100	118	100	84.7	57	50	87.7	79	22	27.8	20	16	80

Province Districts	Centre Name	Year	Centre Number	Quintile	Subject Description																																
					Accounting			Agricultural Sciences			Business Studies			Economics			English First Additional Language			Geography			History			Life Sciences			Mathematical Literacy			Mathematics			Physical Sciences		
					Total Wrote	Achieved 30 - 100% % Achieved at 30% and Above		Total Wrote	Achieved 30 - 100% % Achieved at 30% and Above		Total Wrote	Achieved 30 - 100% % Achieved at 30% and Above		Total Wrote	Achieved 30 - 100% % Achieved at 30% and Above		Total Wrote	Achieved 30 - 100% % Achieved at 30% and Above		Total Wrote	Achieved 30 - 100% % Achieved at 30% and Above		Total Wrote	Achieved 30 - 100% % Achieved at 30% and Above		Total Wrote	Achieved 30 - 100% % Achieved at 30% and Above		Total Wrote	Achieved 30 - 100% % Achieved at 30% and Above		Total Wrote	Achieved 30 - 100% % Achieved at 30% and Above				
AMATHOLE EAST	LAMPLOUGH SENIOR SECONDARY SCHOOL	2018	4301040	3	20	17	85	26	26	100	27	25	92.6	20	20	100	121	121	100	83	83	100	35	35	100	84	78	92.9	59	57	96.6	42	23	54.8	13	12	92.3
	LM MALGAS SENIOR SECONDARY SCHOOL	2019	4301041	2				17	4	23.5							44	38	86.4	40	15	37.5				41	11	26.8	7	2	28.6	33	4	12.1	25	4	16
	LM MALGAS SENIOR SECONDARY SCHOOL	2018	4301041	2				13	8	61.5							36	36	100	35	15	42.9				36	23	63.9				33	10	30.3	21	8	38.1
	LURWAYIZO SENIOR SECONDARY SCHOOL	2019	4301042	1				10	9	90							10	10	100				8	8	100	10	8	80				10	3	30	2	2	100
	LURWAYIZO SENIOR SECONDARY SCHOOL	2018	4301042	1				13	9	69.2							14	14	100				10	6	60	13	9	69.2				13	2	15.4	4	2	50
	MABOBOTI SENIOR SECONDARY SCHOOL	2019	4301043	1	20	16	80	24	17	70.8	22	15	68.2	26	15	57.7	68	52	76.5							23	18	78.3				50	6	12	31	12	38.7
	MABOBOTI SENIOR SECONDARY SCHOOL	2018	4301043	1	27	20	74.1	35	22	62.9	31	21	67.7	31	20	64.5	70	69	98.6						33	19	57.6				64	10	15.6	34	13	38.2	
	MACIBE SENIOR SECONDARY SCHOOL	2019	4301044	2	13	12	92.3	37	34	91.9	19	18	94.7	12	11	91.7	85	75	88.2	8	8	100	17	17	100	37	24	64.9	15	12	80	36	2	5.6	26	15	57.7
	MACIBE SENIOR SECONDARY SCHOOL	2018	4301044	2	11	10	90.9	25	24	96	11	11	100	11	10	90.9	54	52	96.3	10	9	90	18	18	100	28	27	96.4	14	8	57.1	27	3	11.1	15	14	93.3
	MATHUMBU SENIOR SECONDARY SCHOOL	2019	4301045	1				17	16	94.1							22	21	95.5				20	20	100	22	18	81.8	8	3	37.5	11	1	9.1	2	2	100
	MATHUMBU SENIOR SECONDARY SCHOOL	2018	4301045	1				7	7	100							20	13	65				8	8	100	20	11	55				7	2	28.6	4	2	50
MAZIZINI SENIOR SECONDARY SCHOOL	2019	4301046	2				97	87	89.7							185	183	98.9	104	94	90.4	72	67	93.1	170	148	87.1	60	47	78.3	97	56	57.7	85	83	97.6	

Province Districts	Centre Name	Year	Centre Number	Quintile	Subject Description																																				
					Accounting			Agricultural Sciences			Business Studies			Economics			English First Additional Language			Geography			History			Life Sciences			Mathematical Literacy			Mathematics			Physical Sciences						
					Total Wrote	Achieved 30 - 100% % Achieved at 30% and Above		Total Wrote	Achieved 30 - 100% % Achieved at 30% and Above		Total Wrote	Achieved 30 - 100% % Achieved at 30% and Above		Total Wrote	Achieved 30 - 100% % Achieved at 30% and Above		Total Wrote	Achieved 30 - 100% % Achieved at 30% and Above		Total Wrote	Achieved 30 - 100% % Achieved at 30% and Above		Total Wrote	Achieved 30 - 100% % Achieved at 30% and Above		Total Wrote	Achieved 30 - 100% % Achieved at 30% and Above		Total Wrote	Achieved 30 - 100% % Achieved at 30% and Above		Total Wrote	Achieved 30 - 100% % Achieved at 30% and Above								
AMATHOLE EAST	MAZIZINI SENIOR SECONDARY SCHOOL	2018	4301046	2				40	37	92.5							78	77	98.7	28	20	71.4	47	41	87.2	73	58	79.5	32	20	62.5	37	25	67.6	37	35	94.6				
	MDENI SENIOR SECONDARY SCHOOL	2019	4301047	1	69	54	78.3	246	212	86.2	87	56	64.4	88	75	85.2	320	310	96.9							91	78	85.7	231	172	74.5	84	57	67.9	235	98	41.7	148	119	80.4	
	MDENI SENIOR SECONDARY SCHOOL	2018	4301047	1	103	78	75.7	328	272	82.9	117	76	65	119	93	78.2	430	416	96.7							91	72	79.1	312	246	78.8	80	32	40	351	133	37.9	222	158	71.2	
	MENTE SENIOR SECONDARY SCHOOL	2019	4301048	1	12	11	91.7	49	23	46.9	11	6	54.5	16	10	62.5	64	54	84.4										40	26	65	18	15	83.3	32	17	53.1	39	17	43.6	
	MENTE SENIOR SECONDARY SCHOOL	2018	4301048	1	14	11	78.6	39	19	48.7	14	6	42.9	30	25	83.3	59	55	93.2										34	29	85.3	12	9	75	34	15	44.1	27	19	70.4	
	MGOMANZI SENIOR SECONDARY SCHOOL	2019	4301049	3											13	9	69.2	17	17	100	18	16	88.9							17	10	58.8	10	8	80	8	2	25	5	3	60
	MGOMANZI SENIOR SECONDARY SCHOOL	2018	4301049	3										10	3	30	18	18	100	18	9	50							18	12	66.7	9	4	44.4	0	0		8	4	50	
	MIDA SCHOOL	2019	4302050	99	26	24	92.3	51	47	92.2	36	36	100	26	26	100				80	69	86.3							98	77	78.6	41	37	90.2	85	34	40	39	28	71.8	
	MIDA SCHOOL	2018	4302050	99	26	24	92.3	49	45	91.8	41	33	80.5	26	26	100				81	67	82.7							101	86	85.1	46	39	84.8	81	35	43.2	37	28	75.7	
	MPOZOLO SENIOR SECONDARY SCHOOL	2019	4301051	1	5	2	40	22	19	86.4	6	1	16.7	5	4	80	28	27	96.4							7	7	100	20	18	90	8	7	87.5	17	3	17.6	14	8	57.1	
	MPOZOLO SENIOR SECONDARY SCHOOL	2018	4301051	1	8	4	50	25	22	88	8	6	75	9	5	55.6	39	38	97.4							23	13	56.5	24	12	50	18	8	44.4	14	8	57.1	6	6	100	
	MSOBOMVU SENIOR SECONDARY SCHOOL	2019	4301052	3	8	7	87.5	6	6	100	8	7	87.5	7	7	100	47	47	100	27	26	96.3	22	20	90.9	34	34	100	17	17	100	22	10	45.5	16	14	87.5				
	MSOBOMVU SENIOR SECONDARY SCHOOL	2018	4301052	3	16	14	87.5	17	13	76.5	23	14	60.9	19	19	100	99	97	98	25	22	88	33	23	69.7	51	43	84.3	14	9	64.3	42	19	45.2	27	22	81.5				

Province Districts	Centre Name	Year	Centre Number	Quintile	Subject Description																																
					Accounting			Agricultural Sciences			Business Studies			Economics			English First Additional Language			Geography			History			Life Sciences			Mathematical Literacy			Mathematics			Physical Sciences		
					Total Wrote	Achieved 30 - 100% % Achieved at 30% and Above		Total Wrote	Achieved 30 - 100% % Achieved at 30% and Above		Total Wrote	Achieved 30 - 100% % Achieved at 30% and Above		Total Wrote	Achieved 30 - 100% % Achieved at 30% and Above		Total Wrote	Achieved 30 - 100% % Achieved at 30% and Above		Total Wrote	Achieved 30 - 100% % Achieved at 30% and Above		Total Wrote	Achieved 30 - 100% % Achieved at 30% and Above		Total Wrote	Achieved 30 - 100% % Achieved at 30% and Above		Total Wrote	Achieved 30 - 100% % Achieved at 30% and Above		Total Wrote	Achieved 30 - 100% % Achieved at 30% and Above				
AMATHOLE EAST	MTAWELANGA SENIOR SECONDARY SCHOOL	2019	4301053	2	16	16	100	51	43	84.3	16	9	56.3	17	15	88.2	61	61	100				6	6	100	50	43	86	7	1	14.3	47	18	38.3	39	21	53.8
	MTAWELANGA SENIOR SECONDARY SCHOOL	2018	4301053	2	18	16	88.9	49	38	77.6	17	8	47.1	18	17	94.4	96	92	95.8	25	17	68	38	24	63.2	78	59	75.6	23	4	17.4	68	11	16.2	40	23	57.5
	MTEBELE SENIOR SECONDARY SCHOOL	2019	4301054	2	8	6	75	44	18	40.9	15	12	80	16	12	75	59	49	83.1				23	21	91.3	43	15	34.9	15	4	26.7	42	1	2.4	11	0	0
	MTEBELE SENIOR SECONDARY SCHOOL	2018	4301054	2	7	6	85.7	66	43	65.2	17	10	58.8	20	11	55	87	74	85.1	28	20	71.4	23	20	87	48	38	79.2	26	5	19.2	39	6	15.4			
	NAKAZANA SENIOR SECONDARY SCHOOL	2019	4301055	1				22	21	95.5							22	22	100							22	21	95.5				22	2	9.1	22	18	81.8
	NAKAZANA SENIOR SECONDARY SCHOOL	2018	4301055	1				44	34	77.3							46	45	97.8							44	33	75				42	11	26.2	42	27	64.3
	NCEDISIZWE SENIOR SECONDARY SCHOOL	2019	4301056	1	20	13	65	45	28	62.2	20	11	55	20	17	85	111	103	92.8	46	32	69.6	45	34	75.6	86	46	53.5	44	18	40.9	62	10	16.1	40	19	47.5
	NCEDISIZWE SENIOR SECONDARY SCHOOL	2018	4301056	1	7	6	85.7	27	14	51.9	7	5	71.4	7	7	100	44	43	97.7	10	10	100	14	11	78.6	37	25	67.6	14	5	35.7	30	7	23.3	23	10	43.5
	NDABANKULU SENIOR SECONDARY SCHOOL	2019	4301057	3	35	28	80	71	67	94.4	38	28	73.7	59	36	61	157	153	97.5	38	20	52.6	41	40	97.6	70	63	90	80	65	81.3	70	30	42.9	34	25	73.5
	NDABANKULU SENIOR SECONDARY SCHOOL	2018	4301057	3	24	20	83.3	88	73	83	38	25	65.8	57	25	43.9	179	177	98.9	31	18	58.1	38	35	92.1	90	79	87.8	80	53	66.3	72	42	58.3	53	27	50.9
	NGANGOLWANDLE SENIOR SECONDARY SCHOOL	2019	4301058	1	10	10	100	35	31	88.6	31	22	71	13	13	100	155	155	100	94	72	76.6	82	80	97.6	57	45	78.9	83	51	61.4	65	26	40	55	39	70.9
	NGANGOLWANDLE SENIOR SECONDARY SCHOOL	2018	4301058	1	25	19	76	54	46	85.2	30	19	63.3	73	27	37	262	237	90.5	145	78	53.8	35	33	94.3	89	45	50.6	75	34	45.3	77	36	46.8	77	55	71.4

Province Districts	Centre Name	Year	Centre Number	Quintile	Subject Description																																
					Accounting			Agricultural Sciences			Business Studies			Economics			English First Additional Language			Geography			History			Life Sciences			Mathematical Literacy			Mathematics			Physical Sciences		
					Total Wrote	Achieved 30 - 100% % Achieved at 30% and Above		Total Wrote	Achieved 30 - 100% % Achieved at 30% and Above		Total Wrote	Achieved 30 - 100% % Achieved at 30% and Above		Total Wrote	Achieved 30 - 100% % Achieved at 30% and Above		Total Wrote	Achieved 30 - 100% % Achieved at 30% and Above		Total Wrote	Achieved 30 - 100% % Achieved at 30% and Above		Total Wrote	Achieved 30 - 100% % Achieved at 30% and Above		Total Wrote	Achieved 30 - 100% % Achieved at 30% and Above		Total Wrote	Achieved 30 - 100% % Achieved at 30% and Above		Total Wrote	Achieved 30 - 100% % Achieved at 30% and Above				
AMATHOLE EAST	NGCINGWANE TECH S S S	2019	4301059	3	6	6	100				18	17	94.4	17	16	94.1	109	108	99.1	53	47	88.7				52	40	76.9				53	29	54.7	41	38	92.7
	NGCINGWANE TECH S S S	2018	4301059	3	10	6	60	19	16	84.2	19	11	57.9	16	10	62.5	114	108	94.7	23	20	87				61	36	59				31	15	48.4	39	18	46.2
	NGUBESIZWE SENIOR SECONDARY SCHOOL	2019	4301060	3	8	4	50				8	3	37.5	8	3	37.5	8	8	100													8	0	0			
	NGUBESIZWE SENIOR SECONDARY SCHOOL	2018	4301060	3	11	4	36.4				11	5	45.5	11	5	45.5	11	11	100													11	1	9.1			
	NGWENZE SENIOR SECONDARY SCHOOL	2019	4301061	2	38	31	81.6	36	31	86.1	37	32	86.5	42	37	88.1	140	131	93.6	50	41	82	31	27	87.1	86	61	70.9	35	29	82.9	88	26	29.5	54	42	77.8
	NGWENZE SENIOR SECONDARY SCHOOL	2018	4301061	2	35	29	82.9	58	44	75.9	38	31	81.6	42	34	81	157	149	94.9	51	36	70.6	41	35	85.4	108	79	73.1	47	16	34	95	24	25.3	63	53	84.1
	NOBANGILE SENIOR SECONDARY SCHOOL	2019	4301062	1	13	10	76.9	28	26	92.9	13	8	61.5	13	13	100	65	64	98.5	21	19	90.5	22	22	100	49	43	87.8	18	15	83.3	41	10	24.4	29	25	86.2
	NOBANGILE SENIOR SECONDARY SCHOOL	2018	4301062	1	24	22	91.7	38	38	100	24	21	87.5	30	29	96.7	127	120	94.5	36	35	97.2	50	41	82	73	73	100	31	21	67.7	64	26	40.6	49	41	83.7
	NOLITHA COMPREHENSIVE TECHNICAL SCHO	2019	4301063	3	22	20	90.9				24	20	83.3	24	22	91.7	89	89	100	40	31	77.5				43	31	72.1				62	15	24.2	45	26	57.8
	NOLITHA COMPREHENSIVE TECHNICAL SCHO	2018	4301063	3	29	22	75.9				32	22	68.8	37	29	78.4	114	114	100	44	33	75				47	41	87.2				78	28	35.9	44	30	68.2
	NOMAHEYA SENIOR SECONDARY SCHOOL	2019	4301064	3	7	7	100	22	14	63.6	7	7	100	18	7	38.9	50	42	84	8	7	87.5	3	0	0	40	16	40	15	6	40	32	15	46.9	30	13	43.3
	NOMAHEYA SENIOR SECONDARY SCHOOL	2018	4301064	3	22	18	81.8	20	19	95	22	15	68.2	35	23	65.7	102	92	90.2	17	13	76.5	21	12	57.1	80	46	57.5	12	6	50	66	29	43.9	48	34	70.8

Province Districts	Subject Description																																					
	Centre Name	Year	Centre Number	Quintile	Accounting			Agricultural Sciences			Business Studies			Economics			English First Additional Language			Geography			History			Life Sciences			Mathematical Literacy			Mathematics			Physical Sciences			
					Total Wrote	Achieved 30 - 100% % Achieved at 30% and Above		Total Wrote	Achieved 30 - 100% % Achieved at 30% and Above		Total Wrote	Achieved 30 - 100% % Achieved at 30% and Above		Total Wrote	Achieved 30 - 100% % Achieved at 30% and Above		Total Wrote	Achieved 30 - 100% % Achieved at 30% and Above		Total Wrote	Achieved 30 - 100% % Achieved at 30% and Above		Total Wrote	Achieved 30 - 100% % Achieved at 30% and Above		Total Wrote	Achieved 30 - 100% % Achieved at 30% and Above		Total Wrote	Achieved 30 - 100% % Achieved at 30% and Above		Total Wrote	Achieved 30 - 100% % Achieved at 30% and Above		Total Wrote	Achieved 30 - 100% % Achieved at 30% and Above		Total Wrote
AMATHOLE EAST	NONDWE SENIOR SECONDARY SCHOOL	2019	4301065	1	2	0	0	27	21	77.8	5	0	0	5	0	0	32	27	84.4							24	18	75				25	13	52	23	20	87	
	NONDWE SENIOR SECONDARY SCHOOL	2018	4301065	1	6	3	50	27	25	92.6	7	5	71.4	7	6	85.7	34	33	97.1					2	1	50	27	21	77.8	4	4	100	30	10	33.3	26	20	76.9
	NQABARA SENIOR SECONDARY SCHOOL	2019	4301067	1	20	13	65	24	24	100	18	17	94.4	18	18	100	45	45	100							24	24	100				33	18	54.5	20	19	95	
	NQABARA SENIOR SECONDARY SCHOOL	2018	4301067	1	14	8	57.1	35	34	97.1	20	11	55	14	11	78.6	62	59	95.2							37	31	83.8				48	13	27.1	34	21	61.8	
	NQABISILE SENIOR SECONDARY SCHOOL	2019	4301068	1	7	7	100	15	13	86.7	9	6	66.7	24	20	83.3	26	23	88.5							17	14	82.4	10	9	90	13	1	7.7				
	NQABISILE SENIOR SECONDARY SCHOOL	2018	4301068	1	14	10	71.4	42	28	66.7	13	8	61.5	41	13	31.7	56	46	82.1							43	22	51.2	28	15	53.6	28	7	25	15	11	73.3	
	PAKAMANI SENIOR SECONDARY SCHOOL	2019	4301069	3	18	9	50	46	40	87	18	13	72.2	56	38	67.9	133	127	95.5	53	50	94.3	54	44	81.5	81	64	79	35	26	74.3	65	35	53.8	49	28	57.1	
	PAKAMANI SENIOR SECONDARY SCHOOL	2018	4301069	3	37	21	56.8	66	48	72.7	38	28	73.7	83	63	75.9	148	145	98	52	38	73.1	77	72	93.5	92	70	76.1	41	15	36.6	76	26	34.2	44	23	52.3	
	QOMBOLO SENIOR SECONDARY SCHOOL	2019	4301070	1	12	8	66.7				2	1	50	20	19	95	30	26	86.7							25	13	52				18	2	11.1	10	9	90	
	QOMBOLO SENIOR SECONDARY SCHOOL	2018	4301070	1	8	8	100				21	10	47.6	24	18	75	35	32	91.4							17	11	64.7	4	4	100	15	3	20	8	6	75	
	SIYABULELA SENIOR SECONDARY SCHOOL	2019	4301071	3	1	1	100				3	2	66.7				18	18	100							17	10	58.8	2	2	100	16	1	6.3	15	7	46.7	
SIYABULELA SENIOR SECONDARY SCHOOL	2018	4301071	3	5	1	20				25	8	32				49	46	93.9							33	17	51.5	22	12	54.5	16	3	18.8	14	6	42.9		

Province Districts	Centre Name	Year	Centre Number	Quintile	Subject Description																																			
					Accounting			Agricultural Sciences			Business Studies			Economics			English First Additional Language			Geography			History			Life Sciences			Mathematical Literacy			Mathematics			Physical Sciences					
					Total Wrote	Achieved 30 - 100% % Achieved at 30% and Above		Total Wrote	Achieved 30 - 100% % Achieved at 30% and Above		Total Wrote	Achieved 30 - 100% % Achieved at 30% and Above		Total Wrote	Achieved 30 - 100% % Achieved at 30% and Above		Total Wrote	Achieved 30 - 100% % Achieved at 30% and Above		Total Wrote	Achieved 30 - 100% % Achieved at 30% and Above		Total Wrote	Achieved 30 - 100% % Achieved at 30% and Above		Total Wrote	Achieved 30 - 100% % Achieved at 30% and Above		Total Wrote	Achieved 30 - 100% % Achieved at 30% and Above		Total Wrote	Achieved 30 - 100% % Achieved at 30% and Above							
AMATHOLE EAST	SOPHAKAMA SENIOR SECONDARY SCHOOL	2019	4301072	2				17	15	88.2				4	3	75	24	24	100				4	4	100	17	10	58.8	4	2	50	12	5	41.7	13	5	38.5			
	SOPHAKAMA SENIOR SECONDARY SCHOOL	2018	4301072	2				18	13	72.2				5	3	60	30	30	100				8	6	75	22	15	68.2	3	2	66.7	12	4	33.3	11	5	45.5			
	TANGA SENIOR SECONDARY SCHOOL	2019	4301073	3	32	27	84.4	49	37	75.5	36	26	72.2	32	27	84.4	101	100	99	30	23	76.7				52	43	82.7				82	18	22	35	27	77.1			
	TANGA SENIOR SECONDARY SCHOOL	2018	4301073	3	15	12	80	40	28	70	21	16	76.2	42	23	54.8	91	91	100	15	13	86.7	39	27	69.2	37	35	94.6				71	23	32.4	37	31	83.8			
	THUBELIHLE SENIOR SECONDARY SCHOOL	2019	4301074	1	11	9	81.8	35	22	62.9	12	10	83.3	11	11	100	48	45	93.8							36	20	55.6				46	9	19.6	35	19	54.3			
	THUBELIHLE SENIOR SECONDARY SCHOOL	2018	4301074	1	6	3	50	42	24	57.1	7	4	57.1	7	4	57.1	53	44	83	1	0	0				44	26	59.1				49	26	53.1	44	24	54.5			
	TYALI SENIOR SECONDARY SCHOOL	2019	4301075	1	11	11	100	14	14	100	37	36	97.3	35	31	88.6	53	52	98.1							39	28	71.8	26	20	76.9	22	10	45.5	14	14	100			
	TYALI SENIOR SECONDARY SCHOOL	2018	4301075	1				24	22	91.7	43	32	74.4	40	34	85	75	75	100							65	56	86.2	45	37	82.2	21	17	81	21	19	90.5			
	UPPER GWADU SENIOR SECONDARY SCHOOL	2019	4301076	2	13	13	100	9	9	100	16	12	75	13	12	92.3	36	34	94.4							11	10	90.9	11	8	72.7				22	4	18.2			
	UPPER GWADU SENIOR SECONDARY SCHOOL	2018	4301076	2	8	6	75	10	10	100	9	5	55.6	9	7	77.8	26	22	84.6							13	9	69.2	11	3	27.3	14	8	57.1	6	3	50			
	VULI-VALLEY SENIOR SECONDARY SCHOOL	2019	4301078	4	25	23	92				14	14	100	39	36	92.3	129	129	100	60	56	93.3	46	45	97.8	31	31	100	46	36	78.3	27	16	59.3	18	15	83.3			
	VULI-VALLEY SENIOR SECONDARY SCHOOL	2018	4301078	4	39	26	66.7				25	22	88	49	46	93.9	153	153	100	77	63	81.8	50	49	98	57	54	94.7	48	38	79.2	75	35	46.7	50	25	50			



Province Districts	Centre Name	Year	Centre Number	Quintile	Subject Description																																
					Accounting			Agricultural Sciences			Business Studies			Economics			English First Additional Language			Geography			History			Life Sciences			Mathematical Literacy			Mathematics			Physical Sciences		
					Total Wrote	Achieved 30 - 100% % Achieved at 30% and Above		Total Wrote	Achieved 30 - 100% % Achieved at 30% and Above		Total Wrote	Achieved 30 - 100% % Achieved at 30% and Above		Total Wrote	Achieved 30 - 100% % Achieved at 30% and Above		Total Wrote	Achieved 30 - 100% % Achieved at 30% and Above		Total Wrote	Achieved 30 - 100% % Achieved at 30% and Above		Total Wrote	Achieved 30 - 100% % Achieved at 30% and Above		Total Wrote	Achieved 30 - 100% % Achieved at 30% and Above		Total Wrote	Achieved 30 - 100% % Achieved at 30% and Above		Total Wrote	Achieved 30 - 100% % Achieved at 30% and Above				
AMATHOLE EAST	VULINGCOBO SENIOR SECONDARY SCHOOL	2019	4301077	2				31	28	90.3				12	8	66.7	79	73	92.4	24	18	75	30	29	96.7	53	41	77.4	18	6	33.3	48	17	35.4	29	24	82.8
	VULINGCOBO SENIOR SECONDARY SCHOOL	2018	4301077	2				55	28	50.9				38	19	50	124	117	94.4	40	27	67.5	53	49	92.5	92	49	53.3	33	11	33.3	84	35	41.7	65	23	35.4
	VULUHLANGA SENIOR SECONDARY SCHOOL	2019	4301079	2	46	41	89.1	46	46	100				46	33	71.7	46	46	100							46	45	97.8	26	23	88.5	20	13	65	20	20	100
	VULUHLANGA SENIOR SECONDARY SCHOOL	2018	4301079	2	34	24	70.6	33	33	100				34	22	64.7	33	33	100							33	29	87.9	17	15	88.2	17	14	82.4	17	15	88.2
	WILLOVALE SENIOR SECONDARY SCHOOL	2019	4301080	3				17	17	100	12	9	75	7	6	85.7	45	44	97.8							23	16	69.6				25	12	48	25	12	48
	WILLOVALE SENIOR SECONDARY SCHOOL	2018	4301080	3				11	7	63.6	23	18	78.3	10	6	60	85	80	94.1				35	28	80	25	19	76	10	4	40	23	12	52.2	48	17	35.4
	XILINXA SENIOR SECONDARY SCHOOL	2019	4301081	2				23	21	91.3							47	45	95.7	21	20	95.2	24	17	70.8	41	30	73.2	16	14	87.5	23	8	34.8	15	12	80
	XILINXA SENIOR SECONDARY SCHOOL	2018	4301081	2	6	5	83.3	27	24	88.9	6	6	100	8	8	100	54	52	96.3	26	23	88.5	27	21	77.8	35	21	60	24	17	70.8	22	4	18.2	10	7	70
	XOLILIZWE SENIOR SECONDARY SCHOOL	2019	4301082	2	13	12	92.3	38	35	92.1	13	11	84.6	27	27	100	123	101	82.1	26	16	61.5	4	4	100	76	48	63.2	31	27	87.1	50	19	38	35	25	71.4
	XOLILIZWE SENIOR SECONDARY SCHOOL	2018	4301082	2	13	5	38.5	13	6	46.2	15	7	46.7	13	5	38.5	98	86	87.8	55	17	30.9				70	12	17.1	49	8	16.3	53	5	9.4	29	4	13.8
ZANEWONGA SENIOR SECONDARY SCHOOL	2019	4301083	1	17	17	100				64	48	75	24	18	75	74	74	100				27	27	100	52	40	76.9	39	19	48.7	31	13	41.9	26	10	38.5	
ZANEWONGA SENIOR SECONDARY SCHOOL	2018	4301083	1	18	17	94.4				57	26	45.6				61	59	96.7				22	20	90.9	50	40	80	27	15	55.6	21	12	57.1	14	12	85.7	

Province Districts	Centre Name	Year	Centre Number	Quintile	Subject Description																																			
					Accounting			Agricultural Sciences			Business Studies			Economics			English First Additional Language			Geography			History			Life Sciences			Mathematical Literacy			Mathematics			Physical Sciences					
					Total Wrote	Achieved 30 - 100% % Achieved at 30% and Above		Total Wrote	Achieved 30 - 100% % Achieved at 30% and Above		Total Wrote	Achieved 30 - 100% % Achieved at 30% and Above		Total Wrote	Achieved 30 - 100% % Achieved at 30% and Above		Total Wrote	Achieved 30 - 100% % Achieved at 30% and Above		Total Wrote	Achieved 30 - 100% % Achieved at 30% and Above		Total Wrote	Achieved 30 - 100% % Achieved at 30% and Above		Total Wrote	Achieved 30 - 100% % Achieved at 30% and Above		Total Wrote	Achieved 30 - 100% % Achieved at 30% and Above		Total Wrote	Achieved 30 - 100% % Achieved at 30% and Above							
AMATHOLE EAST	ZANGQOLWANE SENIOR SECONDARY SCHOOL	2019	4301089	99				26	21	80.8							62	53	85.5	48	21	43.8							55	24	43.6				63	15	23.8	60	24	40
	ZANGQOLWANE SENIOR SECONDARY SCHOOL	2018	4301089	99				28	16	57.1							45	34	75.6	24	9	37.5							37	12	32.4				45	10	22.2	45	17	37.8
	ZAZULWANA SENIOR SECONDARY SCHOOL	2019	4301084	3	23	12	52.2				16	13	81.3	17	13	76.5	24	24	100									7	6	85.7	16	12	75	5	2	40	4	3	75	
	ZAZULWANA SENIOR SECONDARY SCHOOL	2018	4301084	3	35	21	60				23	13	56.5	21	17	81	35	34	97.1								11	10	90.9	21	17	81	8	7	87.5	7	6	85.7		
	ZWELANDILE SENIOR SECONDARY SCHOOL	2019	4301085	3	15	9	60	47	39	83	17	16	94.1	20	18	90	65	65	100				29	29	100	44	31	70.5	29	23	79.3	27	6	22.2	10	8	80			
	ZWELANDILE SENIOR SECONDARY SCHOOL	2018	4301085	3	15	4	26.7	33	17	51.5	17	11	64.7	23	15	65.2	55	54	98.2				14	14	100	32	24	75	19	9	47.4	28	12	42.9	16	11	68.8			
	ZWELENQABA SENIOR SECONDARY SCHOOL	2019	4301086	1	26	21	80.8	26	26	100	29	28	96.6	27	21	77.8	121	114	94.2	50	46	92	63	60	95.2	74	69	93.2	53	32	60.4	48	19	39.6	25	23	92			
	ZWELENQABA SENIOR SECONDARY SCHOOL	2018	4301086	1	22	13	59.1	48	41	85.4	23	14	60.9	23	13	56.5	114	102	89.5	42	19	45.2	38	37	97.4	81	71	87.7	53	22	41.5	49	23	46.9	42	34	81			
	ZWELIDUMILE SENIOR SECONDARY SCHOOL	2019	4301087	3	12	12	100				27	25	92.6	32	30	93.8	51	51	100				22	22	100	36	31	86.1	33	26	78.8	16	16	100	16	15	93.8			
	ZWELIDUMILE SENIOR SECONDARY SCHOOL	2018	4301087	3	19	18	94.7				36	27	75	42	35	83.3	66	65	98.5				27	25	92.6	40	31	77.5	42	30	71.4	17	17	100	19	12	63.2			
	ZWELIWELILE SENIOR SECONDARY SCHOOL	2019	4301088	3	10	8	80	32	25	78.1	10	4	40				71	67	94.4	29	23	79.3	33	30	90.9	61	39	63.9	23	15	65.2	48	12	25	38	20	52.6			
	ZWELIWELILE SENIOR SECONDARY SCHOOL	2018	4301088	3	7	4	57.1	29	23	79.3	8	3	37.5				82	77	93.9	34	27	79.4	23	20	87	61	53	86.9	9	8	88.9	50	23	46	44	29	65.9			

Province Districts	Centre Name	Year	Centre Number	Quintile	Subject Description																																		
					Accounting			Agricultural Sciences			Business Studies			Economics			English First Additional Language			Geography			History			Life Sciences			Mathematical Literacy			Mathematics			Physical Sciences				
					Total Wrote	Achieved 30 - 100% % Achieved at 30% and Above		Total Wrote	Achieved 30 - 100% % Achieved at 30% and Above		Total Wrote	Achieved 30 - 100% % Achieved at 30% and Above		Total Wrote	Achieved 30 - 100% % Achieved at 30% and Above		Total Wrote	Achieved 30 - 100% % Achieved at 30% and Above		Total Wrote	Achieved 30 - 100% % Achieved at 30% and Above		Total Wrote	Achieved 30 - 100% % Achieved at 30% and Above		Total Wrote	Achieved 30 - 100% % Achieved at 30% and Above		Total Wrote	Achieved 30 - 100% % Achieved at 30% and Above		Total Wrote	Achieved 30 - 100% % Achieved at 30% and Above						
AMATHOLE WEST	A M SITYANA HIGH SCHOOL	2019	4311001	2				6	5	83.3	6	2	33.3	6	5	83.3	21	18	85.7				15	12	80	15	5	33.3	18	12	66.7	3	0	0					
	A M SITYANA HIGH SCHOOL	2018	4311001	2				12	10	83.3	12	4	33.3	12	10	83.3	28	28	100				16	15	93.8	16	5	31.3	25	14	56	3	1	33.3					
	A M TAPA SENIOR SECONDARY SCHOOL	2019	4311003	3				22	16	72.7				18	13	72.2	26	19	73.1							19	14	73.7	15	11	73.3	5	1	20	3	3	100		
	A M TAPA SENIOR SECONDARY SCHOOL	2018	4311003	3				35	24	68.6				33	21	63.6	30	27	90							31	18	58.1	24	9	37.5	10	1	10					
	ADELAIDE GYMNASIUM	2019	4311002	4	6	6	100				21	19	90.5				15	15	100							22	15	68.2	25	24	96	16	13	81.3	10	7	70		
	ADELAIDE GYMNASIUM	2018	4311002	4	2	1	50				13	4	30.8				22	22	100							16	11	68.8	17	10	58.8	23	14	60.9	20	15	75		
	AMABHELE HIGH SCHOOL	2019	4311004	3				14	5	35.7	14	5	35.7				14	13	92.9										14	7	50								
	AMABHELE HIGH SCHOOL	2018	4311004	3	0	0		14	2	14.3	14	1	7.1				15	11	73.3										16	2	12.5								
	AMAJINGQI SENIOR SECONDARY SCHOOL	2018	4311005	3	13	12	92.3	6	6	100	16	14	87.5	12	7	58.3	59	54	91.5	26	20	76.9	22	14	63.6	28	15	53.6	31	19	61.3	13	6	46.2	10	9	90		
	AMAZIZI SENIOR SECONDARY SCHOOL	2019	4311006	3	6	6	100	36	29	80.6	41	31	75.6	12	10	83.3	88	87	98.9	37	34	91.9	30	29	96.7	40	38	95	55	42	76.4	25	8	32	10	9	90		
	AMAZIZI SENIOR SECONDARY SCHOOL	2018	4311006	3	4	4	100	31	22	71	30	19	63.3	5	5	100	74	74	100	38	33	86.8	31	27	87.1	38	38	100	39	25	64.1	35	10	28.6	13	11	84.6		
CATHCART HIGH SCHOOL	2019	4311007	4	15	15	100				25	23	92	20	20	100							43	42	97.7	28	28	100	46	36	78.3	47	45	95.7	20	19	95	14	14	100

Province Districts	Centre Name	Year	Centre Number	Quintile	Subject Description																																	
					Accounting			Agricultural Sciences			Business Studies			Economics			English First Additional Language			Geography			History			Life Sciences			Mathematical Literacy			Mathematics			Physical Sciences			
					Total Wrote	Achieved 30 - 100% % Achieved at 30% and Above		Total Wrote	Achieved 30 - 100% % Achieved at 30% and Above		Total Wrote	Achieved 30 - 100% % Achieved at 30% and Above		Total Wrote	Achieved 30 - 100% % Achieved at 30% and Above		Total Wrote	Achieved 30 - 100% % Achieved at 30% and Above		Total Wrote	Achieved 30 - 100% % Achieved at 30% and Above		Total Wrote	Achieved 30 - 100% % Achieved at 30% and Above		Total Wrote	Achieved 30 - 100% % Achieved at 30% and Above		Total Wrote	Achieved 30 - 100% % Achieved at 30% and Above		Total Wrote	Achieved 30 - 100% % Achieved at 30% and Above					
AMATHOLE WEST	CATHCART HIGH SCHOOL	2018	4311007	4	17	17	100				33	24	72.7	23	23	100				45	45	100	29	29	100	40	37	92.5	59	59	100	14	14	100	11	10	90.9	
	DALUBUHLE HIGH SCHOOL	2019	4311008	2				17	15	88.2							20	20	100	14	12	85.7				18	10	55.6	13	10	76.9	6	0	0	3	0	0	
	DALUBUHLE HIGH SCHOOL	2018	4311008	2				27	16	59.3							27	27	100	27	16	59.3				27	15	55.6	27	19	70.4							
	DILIZINTABA SENIOR SECONDARY SCHOOL	2019	4311009	2	15	6	40				18	6	33.3	12	1	8.3	19	12	63.2							5	3	60	15	14	93.3							
	DILIZINTABA SENIOR SECONDARY SCHOOL	2018	4311009	2	23	9	39.1				23	13	56.5				23	19	82.6							23	6	26.1	23	16	69.6							
	DONDASHE SENIOR SECONDARY SCHOOL	2019	4311010	2				7	6	85.7							8	8	100							7	6	85.7	7	7	100							
	DONDASHE SENIOR SECONDARY SCHOOL	2018	4311010	2				19	6	31.6							21	20	95.2							17	5	29.4	17	7	41.2							
	ELUKHANYISWENI SENIOR SCHOOL	2019	4311011	2				34	14	41.2	22	12	54.5				38	33	86.8				11	6	54.5	25	14	56	18	9	50	18	3	16.7				
	ELUKHANYISWENI SENIOR SCHOOL	2018	4311011	2				30	19	63.3	15	7	46.7				30	30	100				14	13	92.9	15	15	100	23	19	82.6	6	6	100				
	EMDENI SENIOR SECONDARY SCHOOL	2019	4311012	3				23	14	60.9	11	4	36.4	21	12	57.1	34	34	100				13	12	92.3				34	23	67.6							
	EMDENI SENIOR SECONDARY SCHOOL	2018	4311012	3	7	3	42.9	15	1	6.7	13	8	61.5	17	10	58.8	28	26	92.9				7	4	57.1				25	17	68							
	EMFUNDWENI SENIOR SECONDARY SCHOOL	2019	4311013	2				39	24	61.5							40	36	90							32	12	37.5	10	4	40	23	5	21.7	22	9	40.9	

Province Districts	Centre Name	Year	Centre Number	Quintile	Subject Description																																
					Accounting			Agricultural Sciences			Business Studies			Economics			English First Additional Language			Geography			History			Life Sciences			Mathematical Literacy			Mathematics			Physical Sciences		
					Total Wrote	Achieved 30 - 100% % Achieved at 30% and Above		Total Wrote	Achieved 30 - 100% % Achieved at 30% and Above		Total Wrote	Achieved 30 - 100% % Achieved at 30% and Above		Total Wrote	Achieved 30 - 100% % Achieved at 30% and Above		Total Wrote	Achieved 30 - 100% % Achieved at 30% and Above		Total Wrote	Achieved 30 - 100% % Achieved at 30% and Above		Total Wrote	Achieved 30 - 100% % Achieved at 30% and Above		Total Wrote	Achieved 30 - 100% % Achieved at 30% and Above		Total Wrote	Achieved 30 - 100% % Achieved at 30% and Above		Total Wrote	Achieved 30 - 100% % Achieved at 30% and Above				
AMATHOLE WEST	EMFUNDWENI SENIOR SECONDARY SCHOOL	2018	4311013	2				30	14	46.7	3	0	0				36	34	94.4				9	5	55.6	18	10	55.6	10	3	30	16	5	31.3	16	7	43.8
	EMGWALI PUBLIC SCHOOL	2019	4311014	3				35	15	42.9							35	31	88.6				25	13	52	35	14	40	25	12	48	10	4	40	10	10	100
	EMGWALI PUBLIC SCHOOL	2018	4311014	3				32	15	46.9							35	32	91.4				21	17	81	37	14	37.8	20	12	60	13	2	15.4	15	12	80
	ENKWENKWEZINI SENIOR SECONDARY SCHOOL	2019	4311015	3				36	35	97.2							42	40	95.2							37	25	67.6	33	24	72.7	4	0	0			
	ENKWENKWEZINI SENIOR SECONDARY SCHOOL	2018	4311015	3				24	24	100							24	24	100							24	24	100	17	9	52.9	7	0	0			
	EYABANTU SENIOR SECONDARY SCHOOL	2019	4311016	3				10	9	90							25	25	100				12	11	91.7	18	13	72.2	8	2	25	8	2	25	7	2	28.6
	EYABANTU SENIOR SECONDARY SCHOOL	2018	4311016	3				8	5	62.5	3	0	0				27	27	100	18	4	22.2	12	10	83.3	22	14	63.6	13	3	23.1	12	1	8.3	10	1	10
	FUNDANI HIGH SCHOOL	2019	4311017	3	11	9	81.8	14	12	85.7	11	8	72.7	11	6	54.5	65	63	96.9	39	29	74.4	32	29	90.6	14	9	64.3	49	35	71.4	6	3	50	8	3	37.5
	FUNDANI HIGH SCHOOL	2018	4311017	3	17	3	17.6	25	13	52	22	2	9.1	21	4	19	115	113	98.3	74	20	27	67	54	80.6	26	13	50	100	21	21	11	6	54.5	22	14	63.6
	GCATO SENIOR SECONDARY SCHOOL	2019	4311018	3				25	23	92							26	26	100							25	12	48	25	22	88						
	GCATO SENIOR SECONDARY SCHOOL	2018	4311018	3				10	7	70	7	3	42.9	8	6	75	20	20	100							11	5	45.5	20	9	45						
	GEJU HIGH SCHOOL	2019	4311019	2				22	9	40.9							22	18	81.8							22	4	18.2	22	12	54.5						

Province Districts	Centre Name	Year	Centre Number	Quintile	Subject Description																																
					Accounting			Agricultural Sciences			Business Studies			Economics			English First Additional Language			Geography			History			Life Sciences			Mathematical Literacy			Mathematics			Physical Sciences		
					Total Wrote	Achieved 30 - 100% % Achieved at 30% and Above		Total Wrote	Achieved 30 - 100% % Achieved at 30% and Above		Total Wrote	Achieved 30 - 100% % Achieved at 30% and Above		Total Wrote	Achieved 30 - 100% % Achieved at 30% and Above		Total Wrote	Achieved 30 - 100% % Achieved at 30% and Above		Total Wrote	Achieved 30 - 100% % Achieved at 30% and Above		Total Wrote	Achieved 30 - 100% % Achieved at 30% and Above		Total Wrote	Achieved 30 - 100% % Achieved at 30% and Above		Total Wrote	Achieved 30 - 100% % Achieved at 30% and Above		Total Wrote	Achieved 30 - 100% % Achieved at 30% and Above				
AMATHOLE WEST	GEJU HIGH SCHOOL	2018	4311019	2				16	4	25							16	16	100							16	4	25	16	2	12.5						
	GEORGE MQALO HIGH SCHOOL	2019	4311020	3				9	7	77.8							11	9	81.8				10	7	70	9	4	44.4	10	8	80						
	GEORGE MQALO HIGH SCHOOL	2018	4311020	3				16	15	93.8							16	15	93.8				16	8	50	16	4	25	16	9	56.3						
	GOBIZEMBE HIGH SCHOOL	2019	4311021	3				22	18	81.8							24	22	91.7							22	16	72.7	22	16	72.7						
	GOBIZEMBE HIGH SCHOOL	2018	4311021	3				20	15	75							20	20	100							20	14	70	20	15	75						
	GUSHIPHELA SENIOR SECONDARY SCHOOL	2019	4311023	2				10	10	100							10	10	100				10	10	100	10	10	100	10	8	80						
	GUSHIPHELA SENIOR SECONDARY SCHOOL	2018	4311023	2				15	15	100							12	12	100				12	12	100	14	14	100	14	12	85.7						
	H H MAJIZA SENIOR SECONDARY SCHOOL	2019	4311025	3				19	19	100	6	6	100				24	24	100							19	19	100				24	5	20.8	13	8	61.5
	H H MAJIZA SENIOR SECONDARY SCHOOL	2018	4311025	3				19	18	94.7	5	1	20				22	21	95.5							19	18	94.7				22	5	22.7	14	12	85.7
	HEALDTOWN HIGH SCHOOL	2019	4311026	2				25	11	44	6	0	0				28	23	82.1				14	11	78.6	21	5	23.8	16	9	56.3	5	0	0	3	0	0
	HEALDTOWN HIGH SCHOOL	2018	4311026	2	3	1	33.3	14	5	35.7	10	1	10				30	26	86.7				23	15	65.2	20	5	25	24	3	12.5	6	1	16.7	4	2	50
	IMIDUSHANE SENIOR SECONDARY SCHOOL	2019	4311027	3				18	12	66.7							48	46	95.8	48	20	41.7	29	16	55.2	19	6	31.6	32	22	68.8	15	2	13.3			
IMIDUSHANE SENIOR SECONDARY SCHOOL	2018	4311027	3				10	3	30							35	34	97.1	34	6	17.6	25	19	76	8	4	50	27	10	37	7	0	0				

Province Districts	Centre Name	Year	Centre Number	Quintile	Subject Description																																
					Accounting			Agricultural Sciences			Business Studies			Economics			English First Additional Language			Geography			History			Life Sciences			Mathematical Literacy			Mathematics			Physical Sciences		
					Total Wrote	Achieved 30 - 100% % Achieved at 30% and Above		Total Wrote	Achieved 30 - 100% % Achieved at 30% and Above		Total Wrote	Achieved 30 - 100% % Achieved at 30% and Above		Total Wrote	Achieved 30 - 100% % Achieved at 30% and Above		Total Wrote	Achieved 30 - 100% % Achieved at 30% and Above		Total Wrote	Achieved 30 - 100% % Achieved at 30% and Above		Total Wrote	Achieved 30 - 100% % Achieved at 30% and Above		Total Wrote	Achieved 30 - 100% % Achieved at 30% and Above		Total Wrote	Achieved 30 - 100% % Achieved at 30% and Above		Total Wrote	Achieved 30 - 100% % Achieved at 30% and Above				
AMATHOLE WEST	IMINGCANGATHELO HIGH SCHOOL	2019	4311028	3	5	4	80				26	20	76.9	13	13	100	54	53	98.1				37	37	100	19	11	57.9	31	19	61.3	20	5	25	8	6	75
	IMINGCANGATHELO HIGH SCHOOL	2018	4311028	3	6	4	66.7				25	17	68	11	9	81.8	58	56	96.6				42	38	90.5	23	15	65.2	44	20	45.5	14	10	71.4	10	9	90
	INYIBIBA HIGH SCHOOL	2019	4311029	3													60	59	98.3	56	27	48.2	21	15	71.4	34	11	32.4	37	20	54.1	17	5	29.4	12	7	58.3
	INYIBIBA HIGH SCHOOL	2018	4311029	3													49	49	100	46	25	54.3	21	21	100	33	17	51.5	25	14	56	16	3	18.8	11	8	72.7
	ISIHOBOTI PUBLIC COMBINED SCHOOL	2019	4311030	3													29	27	93.1	29	22	75.9	29	26	89.7				29	19	65.5						
	ISIHOBOTI PUBLIC COMBINED SCHOOL	2018	4311030	3	8	1	12.5				7	0	0				27	27	100	20	12	60	20	18	90				22	12	54.5	5	0	0			
	J M NDINDWA HIGH SCHOOL	2019	4311031	3				9	2	22.2							30	23	76.7	6	6	100				26	17	65.4	23	8	34.8	5	0	0	5	1	20
	J M NDINDWA HIGH SCHOOL	2018	4311031	3				18	6	33.3							37	27	73							37	12	32.4	37	11	29.7						
	JABAVU SENIOR SECONDARY SCHOOL	2019	4311032	3				25	24	96	25	7	28				86	86	100	36	24	66.7	36	36	100	25	25	100	61	43	70.5	25	6	24	25	7	28
	JABAVU SENIOR SECONDARY SCHOOL	2018	4311032	3				19	15	78.9	21	11	52.4				70	70	100	33	26	78.8	31	24	77.4	18	15	83.3	53	27	50.9	16	7	43.8	17	7	41.2
	JALI HIGH SCHOOL	2019	4311033	2				28	19	67.9							29	25	86.2	22	16	72.7				21	13	61.9	21	17	81						
	JALI HIGH SCHOOL	2018	4311033	2				21	11	52.4	12	7	58.3				31	30	96.8	14	7	50	9	6	66.7	27	15	55.6	21	12	57.1	5	3	60			
JIM MVABAZA SENIOR SECONDARY SCHOOL	2018	4311034	2				5	5	100							5	5	100	5	5	100				5	5	100				5	0	0				



Province Districts	Centre Name	Year	Centre Number	Quintile	Subject Description																																		
					Accounting			Agricultural Sciences			Business Studies			Economics			English First Additional Language			Geography			History			Life Sciences			Mathematical Literacy			Mathematics			Physical Sciences				
					Total Wrote	Achieved 30 - 100%	% Achieved at 30% and Above	Total Wrote	Achieved 30 - 100%	% Achieved at 30% and Above	Total Wrote	Achieved 30 - 100%	% Achieved at 30% and Above	Total Wrote	Achieved 30 - 100%	% Achieved at 30% and Above	Total Wrote	Achieved 30 - 100%	% Achieved at 30% and Above	Total Wrote	Achieved 30 - 100%	% Achieved at 30% and Above	Total Wrote	Achieved 30 - 100%	% Achieved at 30% and Above	Total Wrote	Achieved 30 - 100%	% Achieved at 30% and Above	Total Wrote	Achieved 30 - 100%	% Achieved at 30% and Above	Total Wrote	Achieved 30 - 100%	% Achieved at 30% and Above					
AMATHOLE WEST	JONGILE NOMPONDO PUBLIC SCHOOL	2019	4311035	3	15	11	73.3	75	58	77.3	15	15	100	15	15	100	114	113	99.1	25	25	100	62	49	79	61	36	59	54	42	77.8	48	5	10.4	34	14	41.2		
	JONGILE NOMPONDO PUBLIC SCHOOL	2018	4311035	3	27	9	33.3	99	54	54.5	27	10	37	27	13	48.1	128	128	100	38	12	31.6	83	58	69.9	92	48	52.2	94	52	55.3	44	6	13.6	38	9	23.7		
	JOSI-MARELA HIGH SCHOOL	2019	4311036	2	3	3	100	11	11	100	3	3	100	14	9	64.3	14	14	100	11	9	81.8							11	10	90.9	3	0	0					
	JOSI-MARELA HIGH SCHOOL	2018	4311036	2	4	3	75	5	5	100	4	3	75	9	4	44.4	9	9	100	5	4	80							5	5	100	4	1	25					
	JULY SENIOR SECONDARY SCHOOL	2019	4311037	2				25	11	44							25	24	96								25	11	44	16	2	12.5	10	2	20	8	8	100	
	JULY SENIOR SECONDARY SCHOOL	2018	4311037	2				15	10	66.7							14	14	100								15	8	53.3	11	4	36.4	4	1	25	2	2	100	
	KAMA HIGH SCHOOL	2019	4311038	3	8	6	75	57	30	52.6	9	7	77.8	9	8	88.9	65	56	86.2								57	27	47.4	32	12	37.5	33	3	9.1	14	11	78.6	
	KAMA HIGH SCHOOL	2018	4311038	3				56	26	46.4	14	7	50	14	9	64.3	70	69	98.6								56	27	48.2	38	12	31.6	32	1	3.1	16	2	12.5	
	KANANA SENIOR SECONDARY SCHOOL	2019	4311039	2							16	6	37.5	16	5	31.3	16	16	100										16	7	43.8								
	KANANA SENIOR SECONDARY SCHOOL	2018	4311039	2							24	2	8.3	24	9	37.5	23	20	87										24	9	37.5								
	KAULELA SENIOR SECONDARY SCHOOL	2019	4311040	2				10	6	60							12	12	100	5	4	80					10	4	40	4	1	25	8	0	0	5	0	0	
	KAULELA SENIOR SECONDARY SCHOOL	2018	4311040	2				20	9	45							19	19	100	12	7	58.3					20	7	35	6	0	0	13	2	15.4	8	1	12.5	
	KEI ROAD COMBINED SCHOOL	2018	4311041	3				25	9	36							24	24	100								24	5	20.8				25	1	4	25	2	8	

Province Districts	Centre Name	Year	Centre Number	Quintile	Subject Description																																					
					Accounting		Agricultural Sciences		Business Studies		Economics		English First Additional Language		Geography		History		Life Sciences		Mathematical Literacy		Mathematics		Physical Sciences																	
					Total Wrote	Achieved 30 - 100% % Achieved at 30% and Above	Total Wrote	Achieved 30 - 100% % Achieved at 30% and Above	Total Wrote	Achieved 30 - 100% % Achieved at 30% and Above	Total Wrote	Achieved 30 - 100% % Achieved at 30% and Above	Total Wrote	Achieved 30 - 100% % Achieved at 30% and Above	Total Wrote	Achieved 30 - 100% % Achieved at 30% and Above	Total Wrote	Achieved 30 - 100% % Achieved at 30% and Above	Total Wrote	Achieved 30 - 100% % Achieved at 30% and Above	Total Wrote	Achieved 30 - 100% % Achieved at 30% and Above	Total Wrote	Achieved 30 - 100% % Achieved at 30% and Above	Total Wrote	Achieved 30 - 100% % Achieved at 30% and Above																
AMATHOLE WEST	KUBUSIE COMBINED SCHOOL	2019	4311042	3			38	14	36.8											51	51	100	29	22	75.9	33	27	81.8	16	5	31.3	29	14	48.3	10	3	30	10	1	10		
	KUBUSIE COMBINED SCHOOL	2018	4311042	3			46	13	28.3											53	52	98.1	31	14	45.2	37	20	54.1	16	10	62.5	30	8	26.7	16	6	37.5	16	6	37.5		
	KULILE JUNIOR SECONDARY SCHOOL	2019	4311043	2			52	31	59.6											54	44	81.5					37	25	67.6	53	30	56.6	43	15	34.9	11	0	0	16	4	25	
	KULILE JUNIOR SECONDARY SCHOOL	2018	4311043	2			57	32	56.1												57	47	82.5					40	29	72.5	57	37	64.9	45	13	28.9	13	2	15.4	17	9	52.9
	LINDANI SENIOR SECONDARY SCHOOL	2019	4311045	3			14	12	85.7	11	6	54.5								26	24	92.3								18	8	44.4	14	11	78.6	8	0	0	8	3	37.5	
	LINDANI SENIOR SECONDARY SCHOOL	2018	4311045	3			10	3	30	8	4	50	8	1	12.5	34	31	91.2												17	5	29.4	14	4	28.6	10	2	20	10	1	10	
	LINGANI SENIOR SECONDARY SCHOOL	2019	4311046	3			17	14	82.4						15	6	40	25	22	88										24	11	45.8	10	6	60	6	0	0				
	LINGANI SENIOR SECONDARY SCHOOL	2018	4311046	3			16	5	31.3						16	5	31.3	16	16	100										16	5	31.3	8	2	25	8	0	0				
	LINGELETHU HIGH SCHOOL	2019	4311047	2			27	15	55.6												27	20	74.1								27	12	44.4	22	9	40.9	5	0	0			
	LINGELETHU HIGH SCHOOL	2018	4311047	2			21	5	23.8												23	15	65.2								21	3	14.3	21	5	23.8						
	LONWABO HIGH SCHOOL	2019	4311048	3						7	2	28.6	7	4	57.1	43	37	86	22	4	18.2	25	12	48	7	4	57.1	22	3	13.6	15	1	6.7	8	2	25						
	LONWABO HIGH SCHOOL	2018	4311048	3						15	7	46.7	15	5	33.3	60	52	86.7	41	6	14.6	40	23	57.5							41	13	31.7	16	3	18.8	4	2	50			



Province Districts	Centre Name	Year	Centre Number	Quintile	Subject Description																																		
					Accounting			Agricultural Sciences			Business Studies			Economics			English First Additional Language			Geography			History			Life Sciences			Mathematical Literacy			Mathematics			Physical Sciences				
					Total Wrote	Achieved 30 - 100% % Achieved at 30% and Above		Total Wrote	Achieved 30 - 100% % Achieved at 30% and Above		Total Wrote	Achieved 30 - 100% % Achieved at 30% and Above		Total Wrote	Achieved 30 - 100% % Achieved at 30% and Above		Total Wrote	Achieved 30 - 100% % Achieved at 30% and Above		Total Wrote	Achieved 30 - 100% % Achieved at 30% and Above		Total Wrote	Achieved 30 - 100% % Achieved at 30% and Above		Total Wrote	Achieved 30 - 100% % Achieved at 30% and Above		Total Wrote	Achieved 30 - 100% % Achieved at 30% and Above		Total Wrote	Achieved 30 - 100% % Achieved at 30% and Above						
AMATHOLE WEST	MASIZAKHE SENIOR SECONDARY SCHOOL	2018	4311055	3												18	18	100	16	10	62.5							13	7	53.8	8	4	50	6	2	33.3	4	4	100
	MATOMELA SENIOR SECONDARY SCHOOL	2019	4311056	3				21	16	76.2						29	28	96.6	17	12	70.6	13	10	76.9	16	7	43.8	17	10	58.8	12	0	0	12	2	16.7			
	MATOMELA SENIOR SECONDARY SCHOOL	2018	4311056	3	8	2	25	31	15	48.4						62	57	91.9	39	11	28.2	34	21	61.8	29	16	55.2	38	14	36.8	24	8	33.3	25	7	28			
	MATSA SENIOR SECONDARY SCHOOL	2019	4311057	3	8	5	62.5	18	18	100	11	7	63.6	9	2	22.2	36	36	100	11	11	100				22	15	68.2	23	15	65.2	8	0	0	8	4	50		
	MATSA SENIOR SECONDARY SCHOOL	2018	4311057	3	9	5	55.6	10	7	70	16	10	62.5	9	4	44.4	26	26	100	9	6	66.7				17	15	88.2	12	8	66.7	14	3	21.4	8	8	100		
	MBULELO BENEKANE H S S S	2018	4311058	3	2	2	100	41	41	100				19	18	94.7	51	51	100				16	16	100	33	32	97	36	27	75	12	9	75	11	11	100		
	MDIBANISO SENIOR SECONDARY SCHOOL	2019	4311059	2	11	10	90.9	32	14	43.8	11	9	81.8				45	36	80							32	14	43.8	33	14	42.4	11	2	18.2					
	MDIBANISO SENIOR SECONDARY SCHOOL	2018	4311059	2	8	7	87.5	27	13	48.1	8	8	100				40	34	85							27	11	40.7	31	19	61.3								
	MHLAMBISO HIGH SCHOOL	2019	4311060	3				15	8	53.3							17	14	82.4							15	9	60	8	3	37.5	9	0	0					
	MHLAMBISO HIGH SCHOOL	2018	4311060	3				22	14	63.6							22	19	86.4							22	16	72.7	10	2	20	12	0	0					
	MPAMBANI MZIMBA HIGH SCHOOL	2019	4311061	3				11	10	90.9							18	17	94.4	17	15	88.2	7	6	85.7	11	9	81.8	17	16	94.1								
	MPAMBANI MZIMBA HIGH SCHOOL	2018	4311061	3				16	10	62.5							40	40	100	40	15	37.5	29	25	86.2	12	7	58.3	41	14	34.1								

Province Districts	Centre Name	Year	Centre Number	Quintile	Subject Description																																
					Accounting			Agricultural Sciences			Business Studies			Economics			English First Additional Language			Geography			History			Life Sciences			Mathematical Literacy			Mathematics			Physical Sciences		
					Total Wrote	Achieved 30 - 100% % Achieved at 30% and Above		Total Wrote	Achieved 30 - 100% % Achieved at 30% and Above		Total Wrote	Achieved 30 - 100% % Achieved at 30% and Above		Total Wrote	Achieved 30 - 100% % Achieved at 30% and Above		Total Wrote	Achieved 30 - 100% % Achieved at 30% and Above		Total Wrote	Achieved 30 - 100% % Achieved at 30% and Above		Total Wrote	Achieved 30 - 100% % Achieved at 30% and Above		Total Wrote	Achieved 30 - 100% % Achieved at 30% and Above		Total Wrote	Achieved 30 - 100% % Achieved at 30% and Above		Total Wrote	Achieved 30 - 100% % Achieved at 30% and Above				
AMATHOLE WEST	MTHWAKU SENIOR SECONDARY SCHOOL	2019	4311062	2				25	8	32	13	2	15.4				26	25	96.2				18	1	5.6	27	20	74.1									
	MTHWAKU SENIOR SECONDARY SCHOOL	2018	4311062	2				17	10	58.8	34	3	8.8				34	32	94.1				14	8	57.1	22	5	22.7	12	0	0						
	MZOMTSHA HIGH SCHOOL	2019	4311064	3				13	2	15.4							13	12	92.3	10	2	20				3	2	66.7	13	8	61.5						
	MZOMTSHA HIGH SCHOOL	2018	4311064	3				35	21	60							35	35	100	15	10	66.7				20	15	75	25	15	60	10	1	10	10	2	20
	MZONTSUNDU SENIOR SECONDARY SCHOOL	2018	4311065	3	28	18	64.3				23	18	78.3	22	17	77.3	65	64	98.5	21	13	61.9	27	22	81.5	9	7	77.8	38	24	63.2	11	5	45.5	6	4	66.7
	MZUXOLILE HIGH SCHOOL	2019	4311066	3	8	5	62.5				16	4	25	17	1	5.9	18	16	88.9							10	5	50	6	0	0						
	MZUXOLILE HIGH SCHOOL	2018	4311066	3	13	7	53.8				22	8	36.4	22	14	63.6	25	24	96							12	8	66.7	0	0							
	NANGAMSO SENIOR SECONDARY SCHOOL	2019	4311067	2				25	5	20							25	22	88				25	2	8	25	12	48									
	NANGAMSO SENIOR SECONDARY SCHOOL	2018	4311067	2				32	13	40.6							32	32	100				32	18	56.3	32	9	28.1									
	NATHANIEL PAMLA HIGH SCHOOL	2019	4311068	3				92	85	92.4							129	127	98.4	26	25	96.2	83	80	96.4	95	56	58.9	74	60	81.1	37	24	64.9	32	28	87.5
	NATHANIEL PAMLA HIGH SCHOOL	2018	4311068	3				124	88	71							148	148	100	47	27	57.4	91	88	96.7	87	65	74.7	82	41	50	52	28	53.8	45	31	68.9
	NCEDOLWETHU SENIOR SECONDARY SCHOOL	2019	4311069	2	8	7	87.5	34	24	70.6	9	6	66.7	9	8	88.9	51	50	98	18	15	83.3	17	16	94.1	16	10	62.5	18	13	72.2	23	0	0	16	3	18.8

Province Districts	Centre Name	Year	Centre Number	Quintile	Subject Description																																
					Accounting			Agricultural Sciences			Business Studies			Economics			English First Additional Language			Geography			History			Life Sciences			Mathematical Literacy			Mathematics			Physical Sciences		
					Total Wrote	Achieved 30 - 100%	% Achieved at 30% and Above	Total Wrote	Achieved 30 - 100%	% Achieved at 30% and Above	Total Wrote	Achieved 30 - 100%	% Achieved at 30% and Above	Total Wrote	Achieved 30 - 100%	% Achieved at 30% and Above	Total Wrote	Achieved 30 - 100%	% Achieved at 30% and Above	Total Wrote	Achieved 30 - 100%	% Achieved at 30% and Above	Total Wrote	Achieved 30 - 100%	% Achieved at 30% and Above	Total Wrote	Achieved 30 - 100%	% Achieved at 30% and Above	Total Wrote	Achieved 30 - 100%	% Achieved at 30% and Above	Total Wrote	Achieved 30 - 100%	% Achieved at 30% and Above			
AMATHOLE WEST	NCEDOLWETHU SENIOR SECONDARY SCHOOL	2018	4311069	2	8	3	37.5	32	22	68.8	8	2	25	8	2	25	53	50	94.3	14	8	57.1	13	12	92.3	19	15	78.9	12	8	66.7	26	8	30.8	18	10	55.6
	NEWTON HIGH SCHOOL	2019	4311070	1													49	48	98	46	15	32.6	48	29	60.4				46	19	41.3						
	NEWTON HIGH SCHOOL	2018	4311070	1													52	42	80.8	53	2	3.8	53	18	34				53	2	3.8						
	NGANGELIZWE SENIOR SECONDARY SCHOOL	2019	4311071	2						2	2	100	6	5	83.3	7	7	100								3	3	100	4	4	100	4	0	0	1	1	100
	NGANGELIZWE SENIOR SECONDARY SCHOOL	2018	4311071	2									15	10	66.7	17	15	88.2								13	9	69.2	11	2	18.2	2	0	0	2	2	100
	NJONGOZABANTU S S S	2018	4311072	2				9	8	88.9							9	9	100	9	7	77.8				9	8	88.9	9	8	88.9						
	NOZALISILE SENIOR SECONDARY SCHOOL	2019	4311074	3				32	24	75							24	24	100							32	19	59.4	19	13	68.4	5	1	20			
	NOZALISILE SENIOR SECONDARY SCHOOL	2018	4311074	3				32	24	75							48	40	83.3							31	19	61.3	39	16	41	9	4	44.4			
	NTABENKONYANA S S S	2019	4311075	2				48	38	79.2	11	8	72.7	10	8	80	65	64	98.5	18	12	66.7	26	22	84.6	45	19	42.2	35	20	57.1	27	2	7.4	20	10	50
	NTABENKONYANA S S S	2018	4311075	2				48	30	62.5	10	6	60	11	7	63.6	64	59	92.2	10	2	20	25	13	52	52	19	36.5	41	11	26.8	23	7	30.4	17	11	64.7
NZULULWAZI HIGH SCHOOL	2019	4311077	3				35	32	91.4							80	80	100							36	24	66.7				41	9	22	41	21	51.2	
NZULULWAZI HIGH SCHOOL	2018	4311077	3				47	46	97.9							79	79	100							47	42	89.4				54	24	44.4	54	24	44.4	

Province Districts	Centre Name	Year	Centre Number	Quintile	Subject Description																																												
					Accounting			Agricultural Sciences			Business Studies			Economics			English First Additional Language			Geography			History			Life Sciences			Mathematical Literacy			Mathematics			Physical Sciences														
					Total Wrote	Achieved 30 - 100% % Achieved at 30% and Above		Total Wrote	Achieved 30 - 100% % Achieved at 30% and Above		Total Wrote	Achieved 30 - 100% % Achieved at 30% and Above		Total Wrote	Achieved 30 - 100% % Achieved at 30% and Above		Total Wrote	Achieved 30 - 100% % Achieved at 30% and Above		Total Wrote	Achieved 30 - 100% % Achieved at 30% and Above		Total Wrote	Achieved 30 - 100% % Achieved at 30% and Above		Total Wrote	Achieved 30 - 100% % Achieved at 30% and Above		Total Wrote	Achieved 30 - 100% % Achieved at 30% and Above		Total Wrote	Achieved 30 - 100% % Achieved at 30% and Above																
AMATHOLE WEST	PHANDULWAZI AGRICULTURAL HIGH SCHOOL	2019	4311078	3				41	38	92.7	17	6	35.3				49	49	100											41	27	65.9	16	11	68.8	33	11	33.3	18	9	50								
	PHANDULWAZI AGRICULTURAL HIGH SCHOOL	2018	4311078	3				61	48	78.7	20	8	40				68	68	100											61	42	68.9	27	15	55.6	43	14	32.6	21	14	66.7								
	QHAYIYA SENIOR SECONDARY SCHOOL	2019	4311079	2				16	16	100							16	16	100							16	16	100	16	16	100	16	8	50															
	QHAYIYA SENIOR SECONDARY SCHOOL	2018	4311079	2				23	10	43.5							23	22	95.7							22	20	90.9	23	11	47.8	23	9	39.1															
	RABULA SENIOR SECONDARY SCHOOL	2019	4311080	3				5	3	60	5	2	40				5	4	80										5	0	0	5	3	60															
	RABULA SENIOR SECONDARY SCHOOL	2018	4311080	3				0	0		0	0					0	0											9	2	22.2	9	4	44.4															
	RESHWA SENIOR SECONDARY SCHOOL	2018	4311081	3							13	1	7.7				13	9	69.2										13	2	15.4	13	1	7.7															
	SAKHULULEKA HIGH SCHOOL	2019	4311082	3	1	0	0				11	7	63.6	11	4	36.4	75	75	100	52	39	75	42	34	81	31	10	32.3	31	23	74.2	31	4	12.9	29	6	20.7												
	SAKHULULEKA HIGH SCHOOL	2018	4311082	3	8	4	50				25	10	40	9	4	44.4	69	69	100	42	30	71.4	31	27	87.1	34	19	55.9	34	14	41.2	35	7	20	29	7	24.1												
	SAKUPHUMELELA S S S	2019	4311083	2	13	6	46.2	16	12	75	16	7	43.8				38	38	100	5	5	100							23	18	78.3				38	14	36.8	9	7	77.8									
	SAKUPHUMELELA S S S	2018	4311083	2	13	1	7.7	18	11	61.1	15	3	20				41	39	95.1	4	3	75							27	16	59.3				40	10	25	11	7	63.6									
SINETHEMBA PUBLIC SCHOOL	2019	4311084	3	4	3	75	30	25	83.3	4	3	75	4	4	100	74	71	95.9	35	27	77.1	52	34	65.4	40	28	70	35	21	60	21	1	4.8	17	10	58.8													



Province Districts	Centre Name	Year	Centre Number	Quintile	Subject Description																																	
					Accounting			Agricultural Sciences			Business Studies			Economics			English First Additional Language			Geography			History			Life Sciences			Mathematical Literacy			Mathematics			Physical Sciences			
					Total Wrote	Achieved 30 - 100% % Achieved at 30% and Above		Total Wrote	Achieved 30 - 100% % Achieved at 30% and Above		Total Wrote	Achieved 30 - 100% % Achieved at 30% and Above		Total Wrote	Achieved 30 - 100% % Achieved at 30% and Above		Total Wrote	Achieved 30 - 100% % Achieved at 30% and Above		Total Wrote	Achieved 30 - 100% % Achieved at 30% and Above		Total Wrote	Achieved 30 - 100% % Achieved at 30% and Above		Total Wrote	Achieved 30 - 100% % Achieved at 30% and Above		Total Wrote	Achieved 30 - 100% % Achieved at 30% and Above		Total Wrote	Achieved 30 - 100% % Achieved at 30% and Above		Total Wrote	Achieved 30 - 100% % Achieved at 30% and Above		
AMATHOLE WEST	SINETHEMBA PUBLIC SCHOOL	2018	4311084	3	10	3	30	49	37	75.5	10	5	50	10	8	80	94	94	100	71	47	66.2	68	54	79.4	60	35	58.3	72	39	54.2	27	6	22.2	20	10	50	
	SIPHO CAMAGU HIGH SCHOOL	2019	4311005	3	15	7	46.7	2	2	100	15	11	73.3	11	9	81.8	31	31	100	23	17	73.9	12	8	66.7	20	10	50	9	6	66.7	24	3	12.5	11	9	81.8	
	SISEKO HIGH SCHOOL	2019	4311087	2				12	12	100	7	7	100	11	8	72.7	24	23	95.8	24	18	75				10	9	90	12	8	66.7	7	2	28.6				
	SISEKO HIGH SCHOOL	2018	4311087	2				20	14	70	8	3	37.5	9	4	44.4	28	28	100							19	12	63.2	24	5	20.8	4	1	25				
	SIYABONGA SENIOR SECONDARY SCHOOL	2019	4311088	3				17	10	58.8	4	3	75	14	9	64.3	10	9	90							8	7	87.5	9	9	100							
	SIYABONGA SENIOR SECONDARY SCHOOL	2018	4311088	3				23	18	78.3	8	7	87.5	23	18	78.3	23	23	100							15	8	53.3	23	14	60.9							
	SIYAKHULA PUBLIC SCHOOL	2019	4311089	3				17	13	76.5	17	3	17.6	26	10	38.5	23	23	100							18	7	38.9	35	27	77.1					8	4	50
	SIYAKHULA PUBLIC SCHOOL	2018	4311089	3				21	18	85.7	20	1	5	33	11	33.3	18	17	94.4							22	13	59.1	32	12	37.5	10	3	30	9	0	0	
	SIZINGISILE SENIOR SECONDARY SCHOOL	2019	4311090	2	11	9	81.8				11	5	45.5	11	9	81.8	30	30	100	19	17	89.5	19	19	100	19	11	57.9	30	28	93.3							
	SIZINGISILE SENIOR SECONDARY SCHOOL	2018	4311090	2	15	7	46.7				15	5	33.3	15	11	73.3	38	38	100	23	16	69.6	23	22	95.7	23	10	43.5	38	28	73.7							
	SOBANTU SENIOR SECONDARY SCHOOL	2019	4311091	2	10	8	80				11	9	81.8				31	31	100	30	28	93.3	1	1	100	19	4	21.1	21	15	71.4	10	2	20	2	2	100	
	SOBANTU SENIOR SECONDARY SCHOOL	2018	4311091	2	6	2	33.3				6	3	50				22	22	100	22	15	68.2				16	7	43.8	7	7	100	15	5	33.3	0	0		
	SOTININI SENIOR SECONDARY	2019	4311092	2				11	2	18.2							11	10	90.9							11	5	45.5	11	2	18.2							

Province Districts	Centre Name	Year	Centre Number	Quintile	Subject Description																																
					Accounting			Agricultural Sciences			Business Studies			Economics			English First Additional Language			Geography			History			Life Sciences			Mathematical Literacy			Mathematics			Physical Sciences		
					Total Wrote	Achieved 30 - 100% % Achieved at 30% and Above		Total Wrote	Achieved 30 - 100% % Achieved at 30% and Above		Total Wrote	Achieved 30 - 100% % Achieved at 30% and Above		Total Wrote	Achieved 30 - 100% % Achieved at 30% and Above		Total Wrote	Achieved 30 - 100% % Achieved at 30% and Above		Total Wrote	Achieved 30 - 100% % Achieved at 30% and Above		Total Wrote	Achieved 30 - 100% % Achieved at 30% and Above		Total Wrote	Achieved 30 - 100% % Achieved at 30% and Above		Total Wrote	Achieved 30 - 100% % Achieved at 30% and Above		Total Wrote	Achieved 30 - 100% % Achieved at 30% and Above				
AMATHOLE WEST	SOTININI SENIOR SECONDARY	2018	4311092	2				13	7	53.8							13	12	92.3							13	7	53.8	13	3	23.1						
	ST CHARLES SOJOLA HIGH SCHOOL	2019	4311093	3	13	10	76.9	42	34	81	21	18	85.7	22	14	63.6	60	60	100							32	23	71.9	18	15	83.3	32	17	53.1	29	21	72.4
	ST CHARLES SOJOLA HIGH SCHOOL	2018	4311093	3	15	11	73.3	29	26	89.7	18	14	77.8	20	13	65	48	48	100							27	20	74.1	14	7	50	32	18	56.3	27	15	55.6
	ST MATTHEWS HIGH SCHOOL	2019	4311094	2	13	7	53.8	61	56	91.8	32	16	50	62	41	66.1	119	119	100	38	30	78.9	40	39	97.5	46	43	93.5	78	71	91	38	9	23.7	22	11	50
	ST MATTHEWS HIGH SCHOOL	2018	4311094	2	17	12	70.6	49	38	77.6	41	24	58.5	47	35	74.5	102	102	100	57	46	80.7				53	44	83	65	56	86.2	35	28	80	14	11	78.6
	STUTTEREIM MATHS & SCIENCE ACADEMY	2019	4312001	99				1	1	100																12	4	33.3				12	4	33.3	12	2	16.7
	STUTTEREIM MATHS & SCIENCE ACADEMY	2018	4312001	99																						20	9	45				18	4	22.2	19	3	15.8
	STUTTERHEIM HIGH SCHOOL	2019	4311095	4	14	13	92.9				16	14	87.5							21	21	100				21	20	95.2	32	32	100	5	5	100	3	3	100
	STUTTERHEIM HIGH SCHOOL	2018	4311095	4	17	17	100				16	13	81.3							26	26	100				27	25	92.6	32	32	100	11	10	90.9	7	7	100
	TAMSANQA HIGH SCHOOL	2019	4311096	2				11	11	100							14	11	78.6				14	9	64.3	11	11	100	11	10	90.9						
	TAMSANQA HIGH SCHOOL	2018	4311096	2				8	2	25							8	8	100				8	5	62.5	8	2	25	8	1	12.5						
	TEMPLETON HIGH SCHOOL	2019	4311097	4	10	8	80				27	9	33.3				10	10	100				23	23	100	6	6	100	26	23	88.5	6	6	100	6	6	100

Province Districts	Centre Name	Year	Centre Number	Quintile	Subject Description																																
					Accounting			Agricultural Sciences			Business Studies			Economics			English First Additional Language			Geography			History			Life Sciences			Mathematical Literacy			Mathematics			Physical Sciences		
					Total Wrote	Achieved 30 - 100% % Achieved at 30% and Above		Total Wrote	Achieved 30 - 100% % Achieved at 30% and Above		Total Wrote	Achieved 30 - 100% % Achieved at 30% and Above		Total Wrote	Achieved 30 - 100% % Achieved at 30% and Above		Total Wrote	Achieved 30 - 100% % Achieved at 30% and Above		Total Wrote	Achieved 30 - 100% % Achieved at 30% and Above		Total Wrote	Achieved 30 - 100% % Achieved at 30% and Above		Total Wrote	Achieved 30 - 100% % Achieved at 30% and Above		Total Wrote	Achieved 30 - 100% % Achieved at 30% and Above		Total Wrote	Achieved 30 - 100% % Achieved at 30% and Above				
AMATHOLE WEST	TEMPLETON HIGH SCHOOL	2018	4311097	4	2	0	0				17	11	64.7				12	12	100	13	8	61.5	34	33	97.1	23	16	69.6	29	22	75.9	7	1	14.3	7	4	57.1
	THEMBELANI HIGH SCHOOL	2019	4311099	3				21	5	23.8	1	0	0				24	17	70.8				21	10	47.6	22	3	13.6	23	10	43.5						
	THEMBELANI HIGH SCHOOL	2018	4311099	3				23	7	30.4							20	19	95				23	15	65.2	22	7	31.8	23	12	52.2						
	THOBELANI SENIOR SECONDARY SCHOOL	2019	4311100	3				45	19	42.2							51	46	90.2				51	32	62.7	51	15	29.4	35	7	20	11	0	0			
	THOBELANI SENIOR SECONDARY SCHOOL	2018	4311100	3				31	24	77.4							37	34	91.9				37	30	81.1	37	15	40.5	21	16	76.2	11	0	0			
	THUBALETHU HIGH SCHOOL	2019	4311101	4	14	7	50	35	30	85.7	14	9	64.3	15	12	80	63	63	100	21	18	85.7	21	21	100	40	22	55	32	27	84.4	31	9	29	27	9	33.3
	THUBALETHU HIGH SCHOOL	2018	4311101	4	7	4	57.1	26	24	92.3	7	5	71.4	7	5	71.4	58	58	100	31	24	77.4	22	21	95.5	45	36	80	27	20	74.1	31	8	25.8	29	12	41.4
	TYALI HIGH SCHOOL	2018	4311102	3				9	5	55.6							9	7	77.8							9	5	55.6	9	5	55.6						
	ULANA SENIOR SECONDARY SCHOOL	2019	4311103	3				20	13	65	20	9	45				20	18	90							20	4	20	20	14	70						
	ULANA SENIOR SECONDARY SCHOOL	2018	4311103	3				34	22	64.7	34	9	26.5				34	34	100							34	10	29.4	33	8	24.2						
	VICTORIA MXENGE HIGH SCHOOL	2018	4311104	3							7	3	42.9				15	15	100	15	11	73.3						14	14	100							
	VUKILE TSHWETE S S S	2019	4311105	2	11	6	54.5	46	30	65.2	11	8	72.7	12	6	50	58	53	91.4	27	17	63				41	23	56.1	31	25	80.6	21	4	19	14	4	28.6
VUKILE TSHWETE S S S	2018	4311105	2	11	5	45.5	43	31	72.1	12	8	66.7	11	4	36.4	63	63	100	33	21	63.6				45	31	68.9	27	20	74.1	27	6	22.2	14	5	35.7	

Province Districts	Centre Name	Year	Centre Number	Quintile	Subject Description																																				
					Accounting			Agricultural Sciences			Business Studies			Economics			English First Additional Language			Geography			History			Life Sciences			Mathematical Literacy			Mathematics			Physical Sciences						
					Total Wrote	Achieved 30 - 100% % Achieved at 30% and Above		Total Wrote	Achieved 30 - 100% % Achieved at 30% and Above		Total Wrote	Achieved 30 - 100% % Achieved at 30% and Above		Total Wrote	Achieved 30 - 100% % Achieved at 30% and Above		Total Wrote	Achieved 30 - 100% % Achieved at 30% and Above		Total Wrote	Achieved 30 - 100% % Achieved at 30% and Above		Total Wrote	Achieved 30 - 100% % Achieved at 30% and Above		Total Wrote	Achieved 30 - 100% % Achieved at 30% and Above		Total Wrote	Achieved 30 - 100% % Achieved at 30% and Above		Total Wrote	Achieved 30 - 100% % Achieved at 30% and Above								
AMATHOLE WEST	WINTERBERG AGRICULTURAL HIGH SCHOOL	2019	4311106	5				18	12	66.7	21	15	71.4				12	12	100							29	23	79.3	32	31	96.9	8	7	87.5	4	4	100				
	WINTERBERG AGRICULTURAL HIGH SCHOOL	2018	4311106	5	5	5	100	18	17	94.4	34	28	82.4				12	12	100							34	26	76.5	39	37	94.9	7	7	100	4	4	100				
	ZANEMFUNDO SENIOR SECONDARY SCHOOL	2019	4311107	2				22	12	54.5				22	14	63.6	25	24	96							25	16	64		22	12	54.5									
	ZANEMFUNDO SENIOR SECONDARY SCHOOL	2018	4311107	2				31	9	29	10	7	70	33	19	57.6	35	35	100							23	18	78.3	6	6	100	28	4	14.3	7	1	14.3				
	ZANOBUZWE HIGH SCHOOL	2019	4311108	2				6	4	66.7							6	6	100							6	6	100	6	2	33.3	6	4	66.7							
	ZANOBUZWE HIGH SCHOOL	2018	4311108	2				4	4	100							4	4	100							4	4	100	4	4	100	4	2	50							
	ZANOVUYO SENIOR SECONDARY SCHOOL	2019	4311111	2				8	5	62.5				49	5	10.2	48	47	97.9							33	22	66.7	9	5	55.6	37	17	45.9	13	1	7.7				
	ZANOVUYO SENIOR SECONDARY SCHOOL	2018	4311111	2				23	13	56.5				57	12	21.1	46	46	100							25	21	84	22	11	50	41	15	36.6	14	1	7.1				
	ZWELAMANDLOVU S S S	2019	4311112	3				13	8	61.5				13	1	7.7	13	12	92.3									13	5	38.5	13	7	53.8								

Province Districts	Centre Name	Year	Centre Number	Quintile	Subject Description																																
					Accounting			Agricultural Sciences			Business Studies			Economics			English First Additional Language			Geography			History			Life Sciences			Mathematical Literacy			Mathematics			Physical Sciences		
					Total Wrote	Achieved 30 - 100% % Achieved at 30% and Above		Total Wrote	Achieved 30 - 100% % Achieved at 30% and Above		Total Wrote	Achieved 30 - 100% % Achieved at 30% and Above		Total Wrote	Achieved 30 - 100% % Achieved at 30% and Above		Total Wrote	Achieved 30 - 100% % Achieved at 30% and Above		Total Wrote	Achieved 30 - 100% % Achieved at 30% and Above		Total Wrote	Achieved 30 - 100% % Achieved at 30% and Above		Total Wrote	Achieved 30 - 100% % Achieved at 30% and Above		Total Wrote	Achieved 30 - 100% % Achieved at 30% and Above		Total Wrote	Achieved 30 - 100% % Achieved at 30% and Above				
AMATHOLE WEST	ZWELAMANDLOVU S S S	2018	4311112	3				22	9	40.9				22	6	27.3	21	16	76.2							22	6	27.3	22	9	40.9						
	ZWELIMJONGILE SENIOR SECONDARY SCHOOL	2019	4311113	2				20	16	80							22	22	100	19	12	63.2				20	12	60	19	16	84.2						
	ZWELIMJONGILE SENIOR SECONDARY SCHOOL	2018	4311113	2				13	9	69.2							13	13	100	13	9	69.2				13	10	76.9	13	13	100						
	ZWELIVUMILE SENIOR SECONDARY SCHOOL	2018	4311114	2	23	16	69.6	54	46	85.2	54	39	72.2	23	16	69.6	84	84	100	44	34	77.3	23	23	100	55	50	90.9	32	25	78.1	68	40	58.8	43	24	55.8
BUFFALO CITY	ACADEMY HIGH	2019	4322128	99	9	3	33.3				28	24	85.7	10	4	40				22	20	90.9				23	19	82.6	21	19	90.5	29	10	34.5	21	14	66.7
	ACADEMY HIGH	2018	4322128	99	6	6	100				25	18	72	16	13	81.3				15	12	80				6	6	100	19	17	89.5	18	8	44.4	12	6	50
	ACCORD BUSINESS ACADEMY	2018	4322121	99	2	1	50	1	1	100	8	7	87.5	5	3	60	3	3	100	8	6	75				6	5	83.3	6	6	100	6	1	16.7	4	1	25
	ALPHENDALE SECONDARY SCHOOL	2019	4321002	4	2	2	100				74	47	63.5							60	57	95	38	36	94.7	35	26	74.3	64	45	70.3	39	10	25.6	20	15	75
	ALPHENDALE SECONDARY SCHOOL	2018	4321002	4	11	8	72.7				120	45	37.5							90	64	71.1	36	36	100	61	39	63.9	96	67	69.8	63	21	33.3	31	18	58.1
	ALTHORPE COLLEGE	2019	4322003	99	2	2	100				6	6	100	4	3	75				9	9	100	7	7	100	12	10	83.3	12	12	100	8	4	50	10	6	60
	ALTHORPE COLLEGE	2018	4322003	99	6	6	100				37	22	59.5	23	12	52.2				24	22	91.7	25	24	96	24	22	91.7	41	39	95.1	20	10	50	21	14	66.7
	ARCHIE VELILE S S S	2019	4321004	3				30	28	93.3	16	8	50	41	4	9.8	105	105	100	15	11	73.3	36	26	72.2	30	18	60	62	39	62.9	28	18	64.3	22	4	18.2
	ARCHIE VELILE S S S	2018	4321004	3	9	6	66.7	20	19	95	16	9	56.3	24	21	87.5	67	67	100	20	14	70	20	20	100	18	14	77.8	38	29	76.3	26	21	80.8	14	7	50
B KAT SENIOR SECONDARY SCHOOL	2019	4321005	3	2	2	100	12	10	83.3	8	8	100				14	14	100							6	3	50	10	9	90	4	0	0				

Province Districts	Centre Name	Year	Centre Number	Quintile	Subject Description																																		
					Accounting			Agricultural Sciences			Business Studies			Economics			English First Additional Language			Geography			History			Life Sciences			Mathematical Literacy			Mathematics			Physical Sciences				
					Total Wrote	Achieved 30 - 100%	% Achieved at 30% and Above	Total Wrote	Achieved 30 - 100%	% Achieved at 30% and Above	Total Wrote	Achieved 30 - 100%	% Achieved at 30% and Above	Total Wrote	Achieved 30 - 100%	% Achieved at 30% and Above	Total Wrote	Achieved 30 - 100%	% Achieved at 30% and Above	Total Wrote	Achieved 30 - 100%	% Achieved at 30% and Above	Total Wrote	Achieved 30 - 100%	% Achieved at 30% and Above	Total Wrote	Achieved 30 - 100%	% Achieved at 30% and Above	Total Wrote	Achieved 30 - 100%	% Achieved at 30% and Above	Total Wrote	Achieved 30 - 100%	% Achieved at 30% and Above					
	B KAT SENIOR SECONDARY SCHOOL	2018	4321005	3	3	1	33.3	9	5	55.6	17	4	23.5						17	14	82.4							7	3	42.9	5	0	0						
	BEACONHURST SCHOOL	2019	4321006	5	8	8	100				27	23	85.2						22	22	100	24	24	100	17	16	94.1	29	29	100	20	18	90	12	12	100			
	BEACONHURST SCHOOL	2018	4321006	5	8	8	100				42	33	78.6						26	26	100	30	30	100	30	30	100	26	25	96.2	42	42	100	19	19	100			
	BHISHO HIGH SCHOOL	2019	4321007	3	57	41	71.9							57	52	91.2	212	212	100	132	122	92.4	79	77	97.5	155	111	71.6	80	71	88.8	133	61	45.9	97	62	63.9		
	BHISHO HIGH SCHOOL	2018	4321007	3	72	60	83.3							57	39	68.4	227	227	100	136	129	94.9	87	87	100	150	123	82	85	72	84.7	137	64	46.7	85	52	61.2		
	BHONGOLETHU SENIOR SECONDARY SCHOOL	2019	4321008	2	16	13	81.3				16	14	87.5	16	16	100	74	71	95.9	42	38	90.5	42	29	69	45	15	33.3	36	31	86.1	26	6	23.1	13	8	61.5		
	BHONGOLETHU SENIOR SECONDARY SCHOOL	2018	4321008	2	18	12	66.7				19	6	31.6	18	14	77.8	64	64	100	47	41	87.2	19	16	84.2	47	31	66	22	14	63.6	43	12	27.9	27	13	48.1		
	BLYLETTS COMBINED SCHOOL	2019	4321009	2	16	11	68.8				41	25	61	22	22	100	98	98	100	64	63	98.4				65	57	87.7	22	20	90.9	60	37	61.7	51	42	82.4		
	BLYLETTS COMBINED SCHOOL	2018	4321009	2	16	14	87.5				32	20	62.5	25	24	96	76	76	100	44	44	100				44	44	100	11	10	90.9	53	41	77.4	39	35	89.7		
	BREIDBACH SENIOR SECONDARY SCHOOL	2019	4321010	3	5	5	100				50	29	58						28	28	100	102	72	70.6	105	102	97.1	61	36	59	103	84	81.6	12	7	58.3	5	2	40
	BREIDBACH SENIOR SECONDARY SCHOOL	2018	4321010	3	9	9	100				77	28	36.4						39	39	100	130	99	76.2	134	133	99.3	70	51	72.9	116	82	70.7	28	23	82.1	9	7	77.8
	BUCHULE TECHNICAL HIGH SCHOOL	2019	4321011	3															48	48	100												16	9	56.3	16	12	75	

Province Districts	Centre Name	Year	Centre Number	Quintile	Subject Description																																
					Accounting			Agricultural Sciences			Business Studies			Economics			English First Additional Language			Geography			History			Life Sciences			Mathematical Literacy			Mathematics			Physical Sciences		
					Total Wrote	Achieved 30 - 100% % Achieved at 30% and Above		Total Wrote	Achieved 30 - 100% % Achieved at 30% and Above		Total Wrote	Achieved 30 - 100% % Achieved at 30% and Above		Total Wrote	Achieved 30 - 100% % Achieved at 30% and Above		Total Wrote	Achieved 30 - 100% % Achieved at 30% and Above		Total Wrote	Achieved 30 - 100% % Achieved at 30% and Above		Total Wrote	Achieved 30 - 100% % Achieved at 30% and Above		Total Wrote	Achieved 30 - 100% % Achieved at 30% and Above		Total Wrote	Achieved 30 - 100% % Achieved at 30% and Above		Total Wrote	Achieved 30 - 100% % Achieved at 30% and Above				
BUFFALO CITY	BUCHULE TECHNICAL HIGH SCHOOL	2018	4321011	3												71	71	100														16	11	68.8	21	11	52.4
	CAMBRIDGE HIGH SCHOOL	2019	4321012	5	27	26	96.3				47	40	85.1	22	19	86.4				84	84	100	60	59	98.3	128	107	83.6	106	105	99.1	71	61	85.9	44	43	97.7
	CAMBRIDGE HIGH SCHOOL	2018	4321012	5	33	31	93.9				45	26	57.8	20	18	90				100	97	97	65	65	100	122	108	88.5	116	116	100	61	48	78.7	41	37	90.2
	CANNAN ACADEMY	2019	4322122	99	3	3	100	8	8	100	20	9	45	16	10	62.5	18	18	100	14	11	78.6	7	7	100	20	14	70	16	14	87.5	18	8	44.4	14	6	42.9
	CANNAN ACADEMY	2018	4322122	99	5	2	40	11	10	90.9	12	7	58.3	9	4	44.4	31	30	96.8	18	14	77.8	8	7	87.5	30	25	83.3	10	9	90	30	10	33.3	23	17	73.9
	CENTRE OF EXCELLENCE	2019	4322013	99	3	2	66.7	28	21	75	70	31	44.3	20	12	60	60	60	100	46	36	78.3	59	55	93.2	67	50	74.6	91	76	83.5	42	23	54.8	34	24	70.6
	CENTRE OF EXCELLENCE	2018	4322013	99	7	2	28.6	37	23	62.2	90	63	70	47	33	70.2	82	81	98.8	60	42	70	41	40	97.6	74	68	91.9	103	95	92.2	47	31	66	40	29	72.5
	CHARLES MORGAN PUBLIC SCHOOL	2019	4321014	3	4	1	25	15	9	60	5	0	0	4	0	0	54	50	92.6	12	11	91.7	13	12	92.3	20	4	20	39	15	38.5	11	1	9.1	5	0	0
	CHARLES MORGAN PUBLIC SCHOOL	2018	4321014	3	10	4	40	22	9	40.9	11	5	45.5	9	5	55.6	77	69	89.6	17	13	76.5	19	11	57.9	50	15	30	51	17	33.3	15	2	13.3	11	2	18.2
	CLARENDON GIRLS HIGH SCHOOL	2019	4321015	5	35	35	100				23	22	95.7							11	11	100	63	63	100	102	100	98	27	27	100	115	113	98.3	77	75	97.4
	CLARENDON GIRLS HIGH SCHOOL	2018	4321015	5	27	27	100				17	17	100							17	17	100	55	55	100	89	89	100	26	26	100	106	106	100	74	74	100
	DALE COLLEGE BOYS HIGH SCHOOL	2019	4321016	5	19	16	84.2				92	70	76.1							23	22	95.7	60	57	95	56	49	87.5	55	51	92.7	48	25	52.1	23	17	73.9
	DALE COLLEGE BOYS HIGH SCHOOL	2018	4321016	5	19	12	63.2				90	58	64.4							23	23	100	64	63	98.4	66	58	87.9	61	59	96.7	50	25	50	21	13	61.9



Province Districts	Centre Name	Year	Centre Number	Quintile	Subject Description																																	
					Accounting			Agricultural Sciences			Business Studies			Economics			English First Additional Language			Geography			History			Life Sciences			Mathematical Literacy			Mathematics			Physical Sciences			
					Total Wrote	Achieved 30 - 100%	% Achieved at 30% and Above	Total Wrote	Achieved 30 - 100%	% Achieved at 30% and Above	Total Wrote	Achieved 30 - 100%	% Achieved at 30% and Above	Total Wrote	Achieved 30 - 100%	% Achieved at 30% and Above	Total Wrote	Achieved 30 - 100%	% Achieved at 30% and Above	Total Wrote	Achieved 30 - 100%	% Achieved at 30% and Above	Total Wrote	Achieved 30 - 100%	% Achieved at 30% and Above	Total Wrote	Achieved 30 - 100%	% Achieved at 30% and Above	Total Wrote	Achieved 30 - 100%	% Achieved at 30% and Above	Total Wrote	Achieved 30 - 100%	% Achieved at 30% and Above				
BUFFALO CITY	DAVID MAMA HIGH SCHOOL	2019	4321017	3	8	8	100				15	15	100	20	16	80	66	65	98.5	40	39	97.5	30	29	96.7	30	17	56.7	24	24	100	25	7	28	19	17	89.5	
	DAVID MAMA HIGH SCHOOL	2018	4321017	3	8	7	87.5				43	26	60.5	12	8	66.7	100	100	100	36	33	91.7	59	54	91.5	64	26	40.6	48	40	83.3	23	14	60.9	20	14	70	
	DIMBAZA CENTRAL JUNIOR SECONDARY SCH	2019	4321018	3							15	5	33.3				20	19	95	2	2	100	16	9	56.3	2	2	100	17	11	64.7	2	1	50	2	2	100	
	DIMBAZA CENTRAL JUNIOR SECONDARY SCH	2018	4321018	3							13	4	30.8				27	26	96.3	13	9	69.2	14	12	85.7	12	8	66.7	18	7	38.9	11	6	54.5	11	3	27.3	
	DUMALISILE SECONDARY SCHOOL	2019	4321019	3							5	1	20				11	10	90.9	11	6	54.5				6	3	50	11	5	45.5							
	DUMALISILE SECONDARY SCHOOL	2018	4321019	3							10	3	30				17	17	100	17	5	29.4				7	3	42.9	8	3	37.5	9	0	0	4	0	0	
	EAST LONDON SCIENCE COLLEGE	2019	4322020	99	23	16	69.6				73	63	86.3	34	24	70.6								23	23	100	39	36	92.3	44	44	100	29	28	96.6	27	23	85.2
	EAST LONDON SCIENCE COLLEGE	2018	4322020	99	34	27	79.4				77	52	67.5	34	29	85.3										43	42	97.7	47	46	97.9	29	28	96.6	41	29	70.7	
	EAST LONDON SECONDARY SCHOOL	2019	4321021	4	7	5	71.4				21	15	71.4	6	4	66.7										23	15	65.2	14	12	85.7	26	5	19.2	19	9	47.4	
	EAST LONDON SECONDARY SCHOOL	2018	4321021	4	14	10	71.4				31	22	71	10	8	80										31	25	80.6	23	23	100	29	15	51.7	21	15	71.4	
EBENEZER MAJOMBOZI HIGH SCHOOL	2019	4321022	3	20	17	85	70	59	84.3	19	16	84.2	45	32	71.1	143	143	100	38	30	78.9	46	38	82.6	71	49	69	67	58	86.6	48	21	43.8	34	26	76.5		

Province Districts	Centre Name	Year	Centre Number	Quintile	Subject Description																																
					Accounting			Agricultural Sciences			Business Studies			Economics			English First Additional Language			Geography			History			Life Sciences			Mathematical Literacy			Mathematics			Physical Sciences		
					Total Wrote	Achieved 30 - 100% % Achieved at 30% and Above		Total Wrote	Achieved 30 - 100% % Achieved at 30% and Above		Total Wrote	Achieved 30 - 100% % Achieved at 30% and Above		Total Wrote	Achieved 30 - 100% % Achieved at 30% and Above		Total Wrote	Achieved 30 - 100% % Achieved at 30% and Above		Total Wrote	Achieved 30 - 100% % Achieved at 30% and Above		Total Wrote	Achieved 30 - 100% % Achieved at 30% and Above		Total Wrote	Achieved 30 - 100% % Achieved at 30% and Above		Total Wrote	Achieved 30 - 100% % Achieved at 30% and Above		Total Wrote	Achieved 30 - 100% % Achieved at 30% and Above		Total Wrote	Achieved 30 - 100% % Achieved at 30% and Above	
BUFFALO CITY	EBENEZER MAJOMBOZI HIGH SCHOOL	2018	4321022	3	23	22	95.7	89	64	71.9	17	14	82.4	40	19	47.5	153	149	97.4	14	10	71.4	34	28	82.4	73	57	78.1	38	24	63.2	64	17	26.6	67	31	46.3
	ENOCH SONTONGA SENIOR SECONDARY SCHO	2019	4321023	3	11	7	63.6	25	21	84	11	9	81.8	12	11	91.7	64	62	96.9				31	28	90.3	25	19	76	38	15	39.5	26	8	30.8	18	7	38.9
	ENOCH SONTONGA SENIOR SECONDARY SCHO	2018	4321023	3	10	8	80	30	25	83.3	20	12	60	20	19	95	101	101	100				57	52	91.2	26	19	73.1	71	28	39.4	33	10	30.3	26	5	19.2
	ERIC MNTONGA HIGH SCHOOL	2019	4321024	3													24	24	100	19	19	100	17	17	100	18	14	77.8	12	11	91.7	10	7	70	7	7	100
	ERIC MNTONGA HIGH SCHOOL	2018	4321024	3	7	0	0				10	6	60				28	28	100	17	16	94.1	16	15	93.8	17	15	88.2	15	14	93.3	9	6	66.7	9	9	100
	FORBES GRANT SENIOR SECONDARY SCHOOL	2019	4321025	3	11	7	63.6				13	6	46.2	34	23	67.6	61	61	100	31	25	80.6	34	23	67.6	8	4	50	27	23	85.2	15	5	33.3	6	3	50
	FORBES GRANT SENIOR SECONDARY SCHOOL	2018	4321025	3	10	2	20				22	6	27.3	27	9	33.3	65	65	100	26	13	50	22	10	45.5	10	8	80	28	13	46.4	16	4	25	8	5	62.5
	FUNIWE SENIOR SECONDARY SCHOOL	2019	4321026	2	18	12	66.7				35	34	97.1	9	9	100	60	60	100	28	27	96.4				17	13	76.5	32	32	100	14	10	71.4	12	12	100
	FUNIWE SENIOR SECONDARY SCHOOL	2018	4321026	2	4	4	100				26	23	88.5	3	3	100	45	44	97.8	29	24	82.8				12	9	75	25	24	96	10	7	70	8	8	100
	GASELA HIGH SCHOOL	2019	4321027	3				10	10	100							39	39	100	24	18	75	31	24	77.4	10	9	90	29	27	93.1	9	4	44.4	6	5	83.3
GASELA HIGH SCHOOL	2018	4321027	3				17	16	94.1							38	37	97.4	15	6	40	27	23	85.2	17	15	88.2	15	9	60	17	4	23.5	8	2	25	

Province Districts	Centre Name	Year	Centre Number	Quintile	Subject Description																																
					Accounting			Agricultural Sciences			Business Studies			Economics			English First Additional Language			Geography			History			Life Sciences			Mathematical Literacy			Mathematics			Physical Sciences		
					Total Wrote	Achieved 30 - 100% % Achieved at 30% and Above		Total Wrote	Achieved 30 - 100% % Achieved at 30% and Above		Total Wrote	Achieved 30 - 100% % Achieved at 30% and Above		Total Wrote	Achieved 30 - 100% % Achieved at 30% and Above		Total Wrote	Achieved 30 - 100% % Achieved at 30% and Above		Total Wrote	Achieved 30 - 100% % Achieved at 30% and Above		Total Wrote	Achieved 30 - 100% % Achieved at 30% and Above		Total Wrote	Achieved 30 - 100% % Achieved at 30% and Above		Total Wrote	Achieved 30 - 100% % Achieved at 30% and Above		Total Wrote	Achieved 30 - 100% % Achieved at 30% and Above				
BUFFALO CITY	GEORGE RANDELL HIGH SCHOOL	2019	4321028	5	15	12	80				54	51	94.4							20	20	100	41	34	82.9	32	32	100	46	35	76.1	40	26	65			
	GEORGE RANDELL HIGH SCHOOL	2018	4321028	5	20	18	90				53	41	77.4							20	20	100	48	47	97.9	30	30	100	59	44	74.6	34	23	67.6			
	GONUBIE HIGH SCHOOL	2019	4321029	4							37	31	83.8	17	11	64.7				17	17	100	22	21	95.5	35	33	94.3	43	43	100	25	18	72	21	17	81
	GONUBIE HIGH SCHOOL	2018	4321029	4	9	6	66.7				48	34	70.8	12	12	100				32	31	96.9	35	35	100	54	50	92.6	56	55	98.2	39	24	61.5	23	21	91.3
	GOODHOPE SENIOR SECONDARY SCHOOL	2019	4321030	2	9	8	88.9				22	20	90.9	21	15	71.4	33	33	100							9	6	66.7	10	10	100	18	4	22.2	6	6	100
	GOODHOPE SENIOR SECONDARY SCHOOL	2018	4321030	2	18	5	27.8	5	5	100	28	13	46.4	21	9	42.9	38	38	100						15	11	73.3	14	12	85.7	24	4	16.7	8	7	87.5	
	GREENPOINT SECONDARY SCHOOL	2019	4321031	4	11	8	72.7				111	76	68.5	25	16	64				45	45	100	124	121	97.6	58	50	86.2	115	107	93	31	20	64.5	21	20	95.2
	GREENPOINT SECONDARY SCHOOL	2018	4321031	4	11	10	90.9				73	55	75.3	31	19	61.3				36	36	100	78	78	100	43	43	100	102	93	91.2	19	19	100	15	15	100
	GRENS HIGH SCHOOL	2019	4321032	5	5	5	100				44	30	68.2				79	79	100	17	15	88.2				49	36	73.5	66	63	95.5	28	19	67.9	12	12	100
	GRENS HIGH SCHOOL	2018	4321032	5	11	10	90.9				49	20	40.8				100	100	100	26	18	69.2	10	10	100	47	42	89.4	69	65	94.2	39	34	87.2	15	14	93.3
	GWABA COMBINED SCHOOL	2019	4321033	3				25	18	72							29	25	86.2	14	13	92.9				29	12	41.4	13	12	92.3	11	1	9.1	11	2	18.2
	GWABA COMBINED SCHOOL	2018	4321033	3				25	13	52							25	25	100	14	11	78.6				27	17	63	13	12	92.3	12	3	25	13	7	53.8
	HECTOR PETERSON HIGH SCHOOL	2019	4321034	3	52	42	80.8	36	32	88.9	90	66	73.3	67	46	68.7	166	166	100				41	34	82.9	49	41	83.7	67	53	79.1	85	42	49.4	48	39	81.3

Province Districts	Centre Name	Year	Centre Number	Quintile	Subject Description																																
					Accounting			Agricultural Sciences			Business Studies			Economics			English First Additional Language			Geography			History			Life Sciences			Mathematical Literacy			Mathematics			Physical Sciences		
					Total Wrote	Achieved 30 - 100% % Achieved at 30% and Above		Total Wrote	Achieved 30 - 100% % Achieved at 30% and Above		Total Wrote	Achieved 30 - 100% % Achieved at 30% and Above		Total Wrote	Achieved 30 - 100% % Achieved at 30% and Above		Total Wrote	Achieved 30 - 100% % Achieved at 30% and Above		Total Wrote	Achieved 30 - 100% % Achieved at 30% and Above		Total Wrote	Achieved 30 - 100% % Achieved at 30% and Above		Total Wrote	Achieved 30 - 100% % Achieved at 30% and Above		Total Wrote	Achieved 30 - 100% % Achieved at 30% and Above		Total Wrote	Achieved 30 - 100% % Achieved at 30% and Above				
BUFFALO CITY	HECTOR PETERSON HIGH SCHOOL	2018	4321034	3	64	45	70.3	44	40	90.9	121	61	50.4	53	29	54.7	197	197	100				90	78	86.7	55	51	92.7	88	56	63.6	108	38	35.2	55	38	69.1
	HLOKOMA HIGH SCHOOL	2019	4321035	3	8	7	87.5				14	7	50				43	42	97.7	8	8	100	22	22	100	43	22	51.2	22	15	68.2	16	8	50	8	8	100
	HLOKOMA HIGH SCHOOL	2018	4321035	3	27	25	92.6				33	24	72.7				83	83	100				48	44	91.7	66	35	53	44	19	43.2	28	17	60.7	12	7	58.3
	HLUMANI HIGH SCHOOL	2019	4321036	3				11	11	100	11	3	27.3				42	39	92.9	24	23	95.8	32	19	59.4	7	7	100	23	23	100	7	6	85.7	7	7	100
	HLUMANI HIGH SCHOOL	2018	4321036	3				17	6	35.3	14	5	35.7				54	52	96.3	26	21	80.8	43	29	67.4	11	9	81.8	30	20	66.7	11	5	45.5	8	8	100
	HOERSKOOL DE VOS MALAN	2019	4321037	5	19	18	94.7				43	22	51.2				21	21	100	19	18	94.7	26	23	88.5	19	16	84.2	37	35	94.6	19	16	84.2	13	12	92.3
	HOERSKOOL DE VOS MALAN	2018	4321037	5	32	31	96.9				41	28	68.3				16	16	100	31	30	96.8	37	37	100	22	21	95.5	40	39	97.5	44	40	90.9	24	23	95.8
	HOHO SENIOR SECONDARY SCHOOL	2019	4321038	3				0	0								0	0					0	0		0	0		0	0		0	0				
	HOHO SENIOR SECONDARY SCHOOL	2018	4321038	3				20	18	90							48	43	89.6				30	19	63.3	50	9	18	37	13	35.1	13	0	0			
	HUDSON PARK HIGH SCHOOL	2019	4321039	5	26	25	96.2				110	107	97.3				58	58	100	63	63	100	111	103	92.8	120	120	100	83	78	94	66	60	90.9			
HUDSON PARK HIGH SCHOOL	2018	4321039	5	44	43	97.7				104	96	92.3				47	47	100	64	64	100	106	103	97.2	106	106	100	96	92	95.8	70	63	90				
IMIQHAYI SENIOR SECONDARY SCHOOL	2019	4321040	3	7	7	100	48	36	75				7	6	85.7	48	46	95.8				41	22	53.7	33	16	48.5	16	7	43.8							

Province Districts	Centre Name	Year	Centre Number	Quintile	Subject Description																																
					Accounting			Agricultural Sciences			Business Studies			Economics			English First Additional Language			Geography			History			Life Sciences			Mathematical Literacy			Mathematics			Physical Sciences		
					Total Wrote	Achieved 30 - 100% % Achieved at 30% and Above		Total Wrote	Achieved 30 - 100% % Achieved at 30% and Above		Total Wrote	Achieved 30 - 100% % Achieved at 30% and Above		Total Wrote	Achieved 30 - 100% % Achieved at 30% and Above		Total Wrote	Achieved 30 - 100% % Achieved at 30% and Above		Total Wrote	Achieved 30 - 100% % Achieved at 30% and Above		Total Wrote	Achieved 30 - 100% % Achieved at 30% and Above		Total Wrote	Achieved 30 - 100% % Achieved at 30% and Above		Total Wrote	Achieved 30 - 100% % Achieved at 30% and Above		Total Wrote	Achieved 30 - 100% % Achieved at 30% and Above				
BUFFALO CITY	IMIQHAYI SENIOR SECONDARY SCHOOL	2018	4321040	3				26	15	57.7							26	25	96.2							26	19	73.1	11	3	27.3	15	0	0			
	INKWENKWEZI HIGH SCHOOL	2019	4321041	3	6	4	66.7	9	7	77.8							21	21	100	13	10	76.9	15	11	73.3	21	6	28.6	10	5	50	11	0	0			
	INKWENKWEZI HIGH SCHOOL	2018	4321041	3	12	7	58.3	21	12	57.1							53	52	98.1	20	13	65				47	14	29.8	30	8	26.7	20	1	5			
	IQONCE HIGH SCHOOL	2019	4321042	3	5	0	0				15	4	26.7				43	41	95.3	29	15	51.7	33	28	84.8	17	7	41.2	27	14	51.9	10	3	30	6	3	50
	IQONCE HIGH SCHOOL	2018	4321042	3	7	0	0				12	4	33.3				44	37	84.1	26	7	26.9	30	15	50	21	6	28.6	23	7	30.4	12	4	33.3	6	2	33.3
	J F MATI SENIOR SECONDARY SCHOOL	2019	4321043	3	12	6	50				13	8	61.5	12	8	66.7	45	43	95.6	19	8	42.1	11	8	72.7	19	11	57.9	15	14	93.3	12	3	25	12	4	33.3
	J F MATI SENIOR SECONDARY SCHOOL	2018	4321043	3	14	3	21.4				15	11	73.3	15	12	80	39	36	92.3	18	2	11.1	15	6	40	10	5	50	10	6	60	13	1	7.7	3	2	66.7
	JIM MVABAZA SENIOR SECONDARY SCHOOL	2019	4321126	3				16	12	75							18	18	100	18	14	77.8				16	9	56.3				16	0	0			
	JOHN BISSEKER SENIOR SECONDARY SCHOOL	2019	4321044	4	14	8	57.1				79	49	62	24	8	33.3	47	46	97.9	70	54	77.1	111	79	71.2	84	44	52.4	173	139	80.3	11	9	81.8	12	10	83.3
	JOHN BISSEKER SENIOR SECONDARY SCHOOL	2018	4321044	4	14	13	92.9				89	51	57.3				18	18	100	99	75	75.8	78	65	83.3	134	77	57.5	161	118	73.3	27	14	51.9	28	20	71.4
	JONGILANGA HIGH SCHOOL	2019	4321045	2													24	22	91.7	18	6	33.3	13	9	69.2	18	3	16.7	18	7	38.9	6	1	16.7	5	3	60
	JONGILANGA HIGH SCHOOL	2018	4321045	2													32	29	90.6	31	17	54.8	21	18	85.7	31	17	54.8	21	15	71.4	8	1	12.5	8	5	62.5
JONGUHLANGA SENIOR SECONDARY SCHOOL	2019	4321046	3				8	2	25							32	31	96.9	21	11	52.4	25	14	56	4	2	50	25	10	40	1	0	0				

Province Districts	Centre Name	Year	Centre Number	Quintile	Subject Description																																														
					Accounting			Agricultural Sciences			Business Studies			Economics			English First Additional Language			Geography			History			Life Sciences			Mathematical Literacy			Mathematics			Physical Sciences																
					Total Wrote	Achieved 30 - 100% Above	% Achieved at 30% and Above	Total Wrote	Achieved 30 - 100% Above	% Achieved at 30% and Above	Total Wrote	Achieved 30 - 100% Above	% Achieved at 30% and Above	Total Wrote	Achieved 30 - 100% Above	% Achieved at 30% and Above	Total Wrote	Achieved 30 - 100% Above	% Achieved at 30% and Above	Total Wrote	Achieved 30 - 100% Above	% Achieved at 30% and Above	Total Wrote	Achieved 30 - 100% Above	% Achieved at 30% and Above	Total Wrote	Achieved 30 - 100% Above	% Achieved at 30% and Above	Total Wrote	Achieved 30 - 100% Above	% Achieved at 30% and Above																				
BUFFALO CITY	JONGUHLANGA SENIOR SECONDARY SCHOOL	2018	4321046	3														16	16	100	15	2	13.3	16	13	81.3							14	6	42.9	1	0	0													
	KHULANI COMMERCIAL HIGH SCHOOL	2019	4321047	3	91	84	92.3				79	71	89.9	106	103	97.2	107	107	100															16	15	93.8	89	35	39.3	27	24	88.9									
	KHULANI COMMERCIAL HIGH SCHOOL	2018	4321047	3	160	96	60				151	103	68.2	177	142	80.2	170	170	100																75	66	88	101	43	42.6	26	21	80.8								
	KINGSRIDGE HIGH SCHOOL	2019	4321048	5	21	21	100				56	54	96.4																					25	25	100	36	36	100	43	42	97.7	32	32	100	56	48	85.7	29	29	100
	KINGSRIDGE HIGH SCHOOL	2018	4321048	5	26	25	96.2				57	54	94.7																					23	23	100	33	33	100	46	46	100	41	41	100	46	41	89.1	19	19	100
	KUSILE COMPREHENSIVE SCHOOL	2019	4321049	3	11	10	90.9	65	39	60	36	23	63.9	43	19	44.2	196	195	99.5	53	31	58.5													89	53	59.6	54	26	48.1	71	15	21.1	54	31	57.4					
	KUSILE COMPREHENSIVE SCHOOL	2018	4321049	3	8	6	75	33	30	90.9	33	25	75.8	35	23	65.7	146	145	99.3	38	20	52.6														49	37	75.5	59	33	55.9	30	13	43.3	23	13	56.5				
	KUYASA SENIOR SECONDARY SCHOOL	2019	4321050	3	15	10	66.7				18	9	50	15	9	60	96	94	97.9	42	35	83.3	51	41	80.4	27	20	74.1	50	30	60	37	5	13.5	25	14	56														
	KUYASA SENIOR SECONDARY SCHOOL	2018	4321050	3	7	7	100				7	6	85.7	7	6	85.7	111	108	97.3	39	24	61.5	67	46	68.7	32	27	84.4	61	24	39.3	38	12	31.6	30	14	46.7														
	KWENXURA SENIOR SECONDARY SCHOOL	2019	4321051	1				9	8	88.9	31	14	45.2	18	16	88.9	52	49	94.2	32	21	65.6														22	8	36.4	16	9	56.3	24	18	75	20	15	75				
KWENXURA SENIOR SECONDARY SCHOOL	2018	4321051	1	8	3	37.5	8	4	50	20	11	55	23	10	43.5	41	39	95.1	17	8	47.1														14	6	42.9	13	7	53.8	19	12	63.2	12	7	58.3					
LILYFONTEIN SCHOOL	2019	4321052	5	7	7	100				16	15	93.8																						14	14	100															

Province Districts	Centre Name	Year	Centre Number	Quintile	Subject Description																																	
					Accounting			Agricultural Sciences			Business Studies			Economics			English First Additional Language			Geography			History			Life Sciences			Mathematical Literacy			Mathematics			Physical Sciences			
					Total Wrote	Achieved 30 - 100%	% Achieved at 30% and Above	Total Wrote	Achieved 30 - 100%	% Achieved at 30% and Above	Total Wrote	Achieved 30 - 100%	% Achieved at 30% and Above	Total Wrote	Achieved 30 - 100%	% Achieved at 30% and Above	Total Wrote	Achieved 30 - 100%	% Achieved at 30% and Above	Total Wrote	Achieved 30 - 100%	% Achieved at 30% and Above	Total Wrote	Achieved 30 - 100%	% Achieved at 30% and Above	Total Wrote	Achieved 30 - 100%	% Achieved at 30% and Above	Total Wrote	Achieved 30 - 100%	% Achieved at 30% and Above	Total Wrote	Achieved 30 - 100%	% Achieved at 30% and Above				
BUFFALO CITY	LILYFONTEIN SCHOOL	2018	4321052	5	8	8	100				9	9	100						15	15	100				14	14	100	11	11	100	16	16	100	11	11	100		
	LINGELETHU SENIOR SECONDARY SCHOOL	2019	4321053	2	17	10	58.8	24	14	58.3	18	13	72.2					56	53	94.6						29	16	55.2	31	19	61.3	23	6	26.1	13	5	38.5	
	LINGELETHU SENIOR SECONDARY SCHOOL	2018	4321053	2	12	2	16.7	9	7	77.8	12	1	8.3					36	34	94.4						19	11	57.9	17	9	52.9	19	2	10.5	6	2	33.3	
	LOYISO SENIOR SECONDARY SCHOOL	2019	4321054	3							16	10	62.5	16	9	56.3	32	32	100	13	12	92.3	13	13	100				32	26	81.3							
	LOYISO SENIOR SECONDARY SCHOOL	2018	4321054	3							3	1	33.3	4	1	25	31	29	93.5	22	13	59.1	20	18	90				26	19	73.1							
	LUMKO HIGH SCHOOL	2019	4321055	3	15	15	100				35	29	82.9	29	21	72.4	102	102	100	50	39	78	66	58	87.9	43	38	88.4	43	35	81.4	26	19	73.1	18	17	94.4	
	LUMKO HIGH SCHOOL	2018	4321055	3	20	14	70				44	25	56.8	20	17	85	138	138	100	88	81	92	93	91	97.8	103	85	82.5	58	34	58.6	64	31	48.4	23	21	91.3	
	MASIXOLE HIGH SCHOOL	2019	4321056	3	27	16	59.3				19	11	57.9	19	13	68.4	73	73	100	40	37	92.5	22	21	95.5	49	34	69.4	27	26	96.3	34	15	44.1	26	19	73.1	
	MASIXOLE HIGH SCHOOL	2018	4321056	3	28	18	64.3							21	14	66.7	78	76	97.4	44	31	70.5	20	15	75	44	30	68.2	21	13	61.9	42	16	38.1	32	17	53.1	
	MBULELO BENEKANE HIGH SCHOOL	2019	4321127	3	11	10	90.9	48	42	87.5				21	13	61.9	63	63	100				27	27	100	40	37	92.5	43	39	90.7	13	4	30.8	8	7	87.5	
	MGCAWEZULU SENIOR SECONDARY SCHOOL	2019	4321057	3				9	3	33.3							21	20	95.2	8	7	87.5	8	8	100	9	2	22.2				17	1	5.9				
	MGCAWEZULU SENIOR SECONDARY SCHOOL	2018	4321057	3				15	6	40							22	19	86.4	7	3	42.9	7	3	42.9	15	4	26.7	5	1	20	17	0	0				
	MIZAMO SENIOR SECONDARY SCHOOL	2019	4321058	3				44	40	90.9	20	17	85				138	136	98.6	63	33	52.4	83	66	79.5	70	66	94.3	79	42	53.2	57	18	31.6	37	25	67.6	
MIZAMO SENIOR SECONDARY SCHOOL	2018	4321058	3				56	38	67.9	20	12	60				128	123	96.1	76	48	63.2	64	56	87.5	86	74	86	55	21	38.2	66	25	37.9	32	25	78.1		



Province Districts	Centre Name	Year	Centre Number	Quintile	Subject Description																																
					Accounting			Agricultural Sciences			Business Studies			Economics			English First Additional Language			Geography			History			Life Sciences			Mathematical Literacy			Mathematics			Physical Sciences		
					Total Wrote	Achieved 30 - 100% % Achieved at 30% and Above		Total Wrote	Achieved 30 - 100% % Achieved at 30% and Above		Total Wrote	Achieved 30 - 100% % Achieved at 30% and Above		Total Wrote	Achieved 30 - 100% % Achieved at 30% and Above		Total Wrote	Achieved 30 - 100% % Achieved at 30% and Above		Total Wrote	Achieved 30 - 100% % Achieved at 30% and Above		Total Wrote	Achieved 30 - 100% % Achieved at 30% and Above		Total Wrote	Achieved 30 - 100% % Achieved at 30% and Above		Total Wrote	Achieved 30 - 100% % Achieved at 30% and Above		Total Wrote	Achieved 30 - 100% % Achieved at 30% and Above				
BUFFALO CITY	MOSES MABHIDA SENIOR SECONDARY SCHOOL	2019	4321059	3									6	2	33.3	23	23	100	16	8	50	17	10	58.8	8	5	62.5	10	10	100	4	4	100	4	4	100	
	MOSES MABHIDA SENIOR SECONDARY SCHOOL	2018	4321059	3	5	3	60				6	5	83.3	11	8	72.7	31	31	100	16	10	62.5	17	13	76.5	10	9	90	10	9	90	10	6	60	6	5	83.3
	MPUMELELO SENIOR SECONDARY SCHOOL	2019	4321060	3	12	9	75	38	19	50	6	0	0				57	57	100				42	39	92.9	44	20	45.5	26	22	84.6	22	4	18.2	14	4	28.6
	MPUMELELO SENIOR SECONDARY SCHOOL	2018	4321060	3	16	5	31.3	15	10	66.7	11	4	36.4	8	5	62.5	34	34	100				18	17	94.4	29	18	62.1	19	12	63.2	17	3	17.6	12	8	66.7
	MZAMOWETHU PUBLIC SCHOOL	2019	4321062	3	6	3	50	19	18	94.7	6	6	100	6	6	100	35	35	100	20	19	95				30	28	93.3	19	16	84.2	12	10	83.3	7	6	85.7
	MZAMOWETHU PUBLIC SCHOOL	2018	4321062	3	8	7	87.5	10	9	90	8	8	100	8	8	100	34	34	100	9	9	100				25	25	100	16	13	81.3	18	17	94.4	16	16	100
	MZOKHANYO HIGH SCHOOL	2019	4321063	3	11	11	100				7	4	57.1	14	11	78.6	63	63	100	30	25	83.3	28	28	100	44	35	79.5	29	28	96.6	21	4	19	9	9	100
	MZOKHANYO HIGH SCHOOL	2018	4321063	3	17	12	70.6				18	10	55.6	14	10	71.4	99	95	96	15	12	80	27	22	81.5	38	27	71.1	24	13	54.2	21	7	33.3	10	8	80
	MZOMHLE SENIOR SECONDARY SCHOOL	2019	4321064	3	16	12	75				29	12	41.4	28	14	50	105	104	99	63	49	77.8	23	22	95.7	59	33	55.9	30	22	73.3	50	6	12	35	17	48.6
	MZOMHLE SENIOR SECONDARY SCHOOL	2018	4321064	3	9	7	77.8				11	5	45.5	14	11	78.6	55	55	100	32	22	68.8	16	14	87.5	33	22	66.7	18	15	83.3	27	13	48.1	19	11	57.9
MZONTSUNDU SENIOR SECONDARY SCHOOL	2019	4321128	3	16	12	75				9	7	77.8	11	5	45.5	37	37	100	20	14	70	20	20	100	8	5	62.5	28	19	67.9	9	5	55.6	6	5	83.3	
MZWINI SENIOR SECONDARY SCHOOL	2019	4321065	2							2	0	0	7	1	14.3	23	21	91.3	9	5	55.6				11	3	27.3	10	1	10	9	2	22.2	9	3	33.3	

Province Districts	Centre Name	Year	Centre Number	Quintile	Subject Description																																
					Accounting			Agricultural Sciences			Business Studies			Economics			English First Additional Language			Geography			History			Life Sciences			Mathematical Literacy			Mathematics			Physical Sciences		
					Total Wrote	Achieved 30 - 100% % Achieved at 30% and Above		Total Wrote	Achieved 30 - 100% % Achieved at 30% and Above		Total Wrote	Achieved 30 - 100% % Achieved at 30% and Above		Total Wrote	Achieved 30 - 100% % Achieved at 30% and Above		Total Wrote	Achieved 30 - 100% % Achieved at 30% and Above		Total Wrote	Achieved 30 - 100% % Achieved at 30% and Above		Total Wrote	Achieved 30 - 100% % Achieved at 30% and Above		Total Wrote	Achieved 30 - 100% % Achieved at 30% and Above		Total Wrote	Achieved 30 - 100% % Achieved at 30% and Above		Total Wrote	Achieved 30 - 100% % Achieved at 30% and Above				
BUFFALO CITY	MZWINI SENIOR SECONDARY SCHOOL	2018	4321065	2	5	3	60				7	2	28.6				38	30	78.9	23	10	43.5	16	5	31.3	31	8	25.8	14	4	28.6	17	2	11.8	13	3	23.1
	NDEMA SENIOR SECONDARY SCHOOL	2018	4321124	2													27	26	96.3	27	9	33.3	12	10	83.3	15	3	20	13	3	23.1	14	4	28.6	13	5	38.5
	NGWENYATHI HIGH SCHOOL	2019	4321066	3	10	9	90				11	10	90.9	11	11	100	81	81	100	54	42	77.8	46	46	100	50	35	70	53	47	88.7	20	18	90	19	17	89.5
	NGWENYATHI HIGH SCHOOL	2018	4321066	3	21	16	76.2				24	20	83.3	24	22	91.7	88	88	100	53	34	64.2	30	26	86.7	48	25	52.1	30	25	83.3	37	21	56.8	24	22	91.7
	NJONGOZABANTU SENIOR SECONDARY SCHOOL	2019	4321129	2				18	16	88.9							20	20	100	18	12	66.7				19	13	68.4	19	16	84.2						
	NOMPENDULO HIGH SCHOOL	2019	4321067	3				4	3	75	2	1	50				10	10	100	8	7	87.5	6	5	83.3	2	2	100	10	9	90						
	NOMPENDULO HIGH SCHOOL	2018	4321067	3				3	3	100	6	2	33.3				18	18	100	17	13	76.5	10	10	100	2	2	100	18	14	77.8						
	NONCEBA SENIOR SECONDARY SCHOOL	2019	4321068	3				19	10	52.6	2	1	50				20	20	100				12	8	66.7	9	1	11.1	20	10	50						
	NONCEBA SENIOR SECONDARY SCHOOL	2018	4321068	3				14	7	50	6	0	0				27	25	92.6				9	7	77.8	8	5	62.5	14	4	28.6	4	0	0	4	0	0
	NONCEDO COMBINED SCHOOL	2019	4321069	3	8	5	62.5				14	8	57.1	16	6	37.5	28	26	92.9	7	7	100	12	11	91.7	15	6	40	17	13	76.5	6	1	16.7	1	0	0
	NONCEDO COMBINED SCHOOL	2018	4321069	3	3	1	33.3				8	2	25	9	6	66.7	21	16	76.2	8	6	75	8	6	75	14	11	78.6	14	8	57.1	6	1	16.7	5	3	60
	NOSIZWE HIGH SCHOOL	2019	4321070	3				17	12	70.6							52	52	100	17	9	52.9	27	24	88.9	35	14	40	38	20	52.6	19	1	5.3	13	5	38.5

Province Districts	Centre Name	Year	Centre Number	Quintile	Subject Description																																
					Accounting			Agricultural Sciences			Business Studies			Economics			English First Additional Language			Geography			History			Life Sciences			Mathematical Literacy			Mathematics			Physical Sciences		
					Total Wrote	Achieved 30 - 100% % Achieved at 30% and Above		Total Wrote	Achieved 30 - 100% % Achieved at 30% and Above		Total Wrote	Achieved 30 - 100% % Achieved at 30% and Above		Total Wrote	Achieved 30 - 100% % Achieved at 30% and Above		Total Wrote	Achieved 30 - 100% % Achieved at 30% and Above		Total Wrote	Achieved 30 - 100% % Achieved at 30% and Above		Total Wrote	Achieved 30 - 100% % Achieved at 30% and Above		Total Wrote	Achieved 30 - 100% % Achieved at 30% and Above		Total Wrote	Achieved 30 - 100% % Achieved at 30% and Above		Total Wrote	Achieved 30 - 100% % Achieved at 30% and Above				
BUFFALO CITY	NOSIZWE HIGH SCHOOL	2018	4321070	3				27	5	18.5							49	49	100	27	9	33.3	23	22	95.7	22	9	40.9	37	15	40.5	12	2	16.7	6	2	33.3
	NOWAWE HIGH SCHOOL	2019	4321071	3													32	32	100	25	17	68	23	15	65.2	25	11	44	17	15	88.2	8	2	25	7	4	57.1
	NOWAWE HIGH SCHOOL	2018	4321071	3													46	44	95.7	38	28	73.7	31	23	74.2	40	25	62.5	26	15	57.7	13	6	46.2	13	9	69.2
	NTSOKOTHA SENIOR SECONDARY SCHOOL	2019	4321072	3				12	11	91.7							56	53	94.6	30	20	66.7	15	14	93.3	34	30	88.2	20	12	60	27	14	51.9	25	21	84
	NTSOKOTHA SENIOR SECONDARY SCHOOL	2018	4321072	3				20	10	50	18	4	22.2				82	77	93.9	56	31	55.4	31	28	90.3	49	43	87.8	39	34	87.2	24	15	62.5	28	19	67.9
	NYAMEKO HIGH SCHOOL	2019	4321073	3	38	29	76.3				47	39	83				82	82	100	44	40	90.9	19	19	100	41	35	85.4	66	61	92.4	16	4	25	16	12	75
	NYAMEKO HIGH SCHOOL	2018	4321073	3	46	31	67.4				44	38	86.4				88	88	100	40	27	67.5	18	18	100	48	48	100	62	53	85.5	23	13	56.5	23	20	87
	PHILEMON NGCELWANE HIGH SCHOOL	2019	4321074	3	27	19	70.4				46	31	67.4	45	36	80	110	108	98.2	51	46	90.2	24	21	87.5	39	24	61.5	41	33	80.5	34	12	35.3	15	15	100
	PHILEMON NGCELWANE HIGH SCHOOL	2018	4321074	3	53	36	67.9				54	46	85.2	46	40	87	130	129	99.2	53	41	77.4	30	30	100	67	35	52.2	23	17	73.9	81	25	30.9	37	20	54.1
	PHILLIP MTYWAKU SEN SEC SCHOOL	2019	4321075	3	4	4	100	53	39	73.6				12	10	83.3	59	59	100				39	35	89.7	45	16	35.6	25	22	88	24	5	20.8	13	4	30.8
	PHILLIP MTYWAKU SEN SEC SCHOOL	2018	4321075	3	2	0	0	57	28	49.1				8	5	62.5	51	51	100				40	37	92.5	48	27	56.3	22	14	63.6	25	11	44	18	9	50
PORT REX TECHNICAL HIGH	2019	4321076	5																												43	27	62.8	43	36	83.7	

Province Districts	Centre Name	Year	Centre Number	Quintile	Subject Description																																
					Accounting			Agricultural Sciences			Business Studies			Economics			English First Additional Language			Geography			History			Life Sciences			Mathematical Literacy			Mathematics			Physical Sciences		
					Total Wrote	Achieved 30 - 100%	% Achieved at 30% and Above	Total Wrote	Achieved 30 - 100%	% Achieved at 30% and Above	Total Wrote	Achieved 30 - 100%	% Achieved at 30% and Above	Total Wrote	Achieved 30 - 100%	% Achieved at 30% and Above	Total Wrote	Achieved 30 - 100%	% Achieved at 30% and Above	Total Wrote	Achieved 30 - 100%	% Achieved at 30% and Above	Total Wrote	Achieved 30 - 100%	% Achieved at 30% and Above	Total Wrote	Achieved 30 - 100%	% Achieved at 30% and Above	Total Wrote	Achieved 30 - 100%	% Achieved at 30% and Above	Total Wrote	Achieved 30 - 100%	% Achieved at 30% and Above			
BUFFALO CITY	PORT REX TECHNICAL HIGH	2018	4321076	5																												43	33	76.7	43	37	86
	QAAQAMBA SENIOR SECONDARY SCHOOL	2019	4321077	3	9	7	77.8	18	18	100	28	25	89.3	11	10	90.9	71	69	97.2	31	26	83.9				21	21	100	25	25	100	26	24	92.3	21	20	95.2
	QAAQAMBA SENIOR SECONDARY SCHOOL	2018	4321077	3	15	9	60	26	25	96.2	23	17	73.9	17	14	82.4	64	64	100	15	14	93.3				31	28	90.3	9	8	88.9	41	30	73.2	27	27	100
	QHAMANI SENIOR SECONDARY SCHOOL	2019	4321078	3				5	5	100	4	4	100	4	4	100	12	11	91.7							5	5	100	5	5	100	4	1	25			
	QHAMANI SENIOR SECONDARY SCHOOL	2018	4321078	3				4	3	75	5	5	100	5	5	100	9	8	88.9							4	4	100	4	2	50	5	0	0			
	QHASANA SENIOR SECONDARY SCHOOL	2019	4321079	3	6	3	50				8	5	62.5	11	9	81.8	33	33	100	26	22	84.6	17	15	88.2	20	9	45	22	18	81.8	8	3	37.5	7	5	71.4
	QHASANA SENIOR SECONDARY SCHOOL	2018	4321079	3	14	11	78.6				19	10	52.6	17	9	52.9	74	65	87.8	48	21	43.8	31	23	74.2	39	17	43.6	29	16	55.2	28	7	25	18	8	44.4
	RICHARD VARHA HIGH SCHOOL	2019	4321080	3	30	30	100	30	30	100	51	49	96.1	30	30	100	132	132	100	19	19	100	33	33	100	33	33	100	33	26	78.8	84	42	50	55	54	98.2
	RICHARD VARHA HIGH SCHOOL	2018	4321080	3	22	20	90.9	38	38	100	62	46	74.2	18	18	100	164	164	100				46	46	100	47	47	100	40	39	97.5	70	48	68.6	52	48	92.3
	S E K MQHAYI HIGH SCHOOL	2019	4321081	3													11	11	100	11	3	27.3	11	11	100	11	11	100	11	11	100						
	S E K MQHAYI HIGH SCHOOL	2018	4321081	3													21	17	81	12	3	25	15	8	53.3	16	13	81.3	14	10	71.4						
	SAKHIKAMVA HIGH SCHOOL	2019	4321082	3	28	12	42.9				23	6	26.1	54	11	20.4	79	77	97.5	42	30	71.4				24	17	70.8	63	44	69.8	13	8	61.5	25	9	36

Province Districts	Centre Name	Year	Centre Number	Quintile	Subject Description																																
					Accounting			Agricultural Sciences			Business Studies			Economics			English First Additional Language			Geography			History			Life Sciences			Mathematical Literacy			Mathematics			Physical Sciences		
					Total Wrote	Achieved 30 - 100% % Achieved at 30% and Above		Total Wrote	Achieved 30 - 100% % Achieved at 30% and Above		Total Wrote	Achieved 30 - 100% % Achieved at 30% and Above		Total Wrote	Achieved 30 - 100% % Achieved at 30% and Above		Total Wrote	Achieved 30 - 100% % Achieved at 30% and Above		Total Wrote	Achieved 30 - 100% % Achieved at 30% and Above		Total Wrote	Achieved 30 - 100% % Achieved at 30% and Above		Total Wrote	Achieved 30 - 100% % Achieved at 30% and Above		Total Wrote	Achieved 30 - 100% % Achieved at 30% and Above		Total Wrote	Achieved 30 - 100% % Achieved at 30% and Above				
BUFFALO CITY	SAKHIKAMVA HIGH SCHOOL	2018	4321082	3	21	10	47.6				17	9	52.9	35	12	34.3	52	52	100	25	18	72				16	15	93.8	26	17	65.4	18	13	72.2	14	13	92.9
	SAKHISIZWE HIGH SCHOOL	2019	4321083	3	25	19	76				31	23	74.2	30	25	83.3	73	73	100	18	14	77.8	29	24	82.8	39	18	46.2	53	37	69.8	19	10	52.6	12	5	41.7
	SAKHISIZWE HIGH SCHOOL	2018	4321083	3	16	13	81.3				48	22	45.8	33	22	66.7	99	91	91.9	41	31	75.6	29	23	79.3	51	38	74.5	69	38	55.1	28	15	53.6	18	16	88.9
	SANDISIWE HIGH SCHOOL	2019	4321084	3	5	3	60	5	4	80	8	5	62.5	6	4	66.7	97	97	100	76	69	90.8				86	51	59.3	30	28	93.3	50	23	46	41	35	85.4
	SANDISIWE HIGH SCHOOL	2018	4321084	3	13	10	76.9	16	9	56.3	18	13	72.2	22	10	45.5	113	113	100	71	61	85.9				73	50	68.5	52	42	80.8	33	22	66.7	29	25	86.2
	SELBORNE COLLEGE BOYS HIGH	2019	4321085	2	33	33	100				55	48	87.3							78	78	100	89	89	100	89	85	95.5	66	66	100	88	88	100	65	64	98.5
	SELBORNE COLLEGE BOYS HIGH	2018	4321085	2	41	41	100				63	43	68.3							85	85	100	94	94	100	66	65	98.5	69	69	100	86	86	100	70	63	90
	SIKHULULE HIGH SCHOOL	2019	4321086	3							33	15	45.5	19	7	36.8	70	67	95.7	23	21	91.3	46	35	76.1	36	22	61.1	38	25	65.8	17	11	64.7	23	13	56.5
	SIKHULULE HIGH SCHOOL	2018	4321086	3	13	2	15.4				46	11	23.9	21	9	42.9	64	63	98.4	19	15	78.9	25	23	92	51	27	52.9	40	20	50	25	8	32	18	11	61.1
	SILIMELA HIGH SCHOOL	2019	4321087	3													34	33	97.1	27	24	88.9	18	17	94.4	12	10	83.3	16	13	81.3	10	8	80	10	10	100
	SILIMELA HIGH SCHOOL	2018	4321087	3													46	45	97.8	45	17	37.8	29	17	58.6	18	11	61.1	25	11	44	18	2	11.1	18	4	22.2
	SIMZAMILE SENIOR SECONDARY SCHOOL	2019	4321088	3				16	12	75							58	46	79.3	38	12	31.6	32	24	75	46	12	26.1	33	13	39.4	15	0	0	16	4	25

Province Districts	Centre Name	Year	Centre Number	Quintile	Subject Description																																
					Accounting			Agricultural Sciences			Business Studies			Economics			English First Additional Language			Geography			History			Life Sciences			Mathematical Literacy			Mathematics			Physical Sciences		
					Total Wrote	Achieved 30 - 100% % Achieved at 30% and Above		Total Wrote	Achieved 30 - 100% % Achieved at 30% and Above		Total Wrote	Achieved 30 - 100% % Achieved at 30% and Above		Total Wrote	Achieved 30 - 100% % Achieved at 30% and Above		Total Wrote	Achieved 30 - 100% % Achieved at 30% and Above		Total Wrote	Achieved 30 - 100% % Achieved at 30% and Above		Total Wrote	Achieved 30 - 100% % Achieved at 30% and Above		Total Wrote	Achieved 30 - 100% % Achieved at 30% and Above		Total Wrote	Achieved 30 - 100% % Achieved at 30% and Above		Total Wrote	Achieved 30 - 100% % Achieved at 30% and Above				
BUFFALO CITY	SIMZAMILE SENIOR SECONDARY SCHOOL	2018	4321088	3				12	7	58.3							30	30	100	19	8	42.1	19	17	89.5	31	14	45.2	19	6	31.6	12	0	0	12	3	25
	SINETHEMBA SENIOR SECONDARY SCHOOL	2019	4321089	3	5	3	60				7	4	57.1				31	28	90.3	21	9	42.9	20	17	85	24	13	54.2	19	11	57.9	10	1	10	3	2	66.7
	SINETHEMBA SENIOR SECONDARY SCHOOL	2018	4321089	3	6	6	100				8	7	87.5				50	41	82	24	9	37.5	29	17	58.6	40	20	50	23	11	47.8	21	6	28.6	13	13	100
	SINIWIWE HIGH SCHOOL	2019	4321090	3							16	1	6.3				47	47	100				33	31	93.9	25	7	28	16	11	68.8	16	2	12.5	6	2	33.3
	SINIWIWE HIGH SCHOOL	2018	4321090	3							14	4	28.6				49	47	95.9				27	25	92.6	28	11	39.3	15	13	86.7	21	7	33.3	14	2	14.3
	SINOVUYO HIGH SCHOOL	2019	4321091	3							8	6	75				22	22	100				20	16	80	12	3	25	11	7	63.6	4	3	75	4	4	100
	SINOVUYO HIGH SCHOOL	2018	4321091	3							10	4	40	10	6	60	31	30	96.8	8	7	87.5	30	30	100	15	8	53.3	17	17	100	8	3	37.5	8	5	62.5
	SIYABABALWA SENIOR SECONDARY SCHOOL	2019	4321092	3	3	1	33.3	12	6	50							15	14	93.3							15	8	53.3	12	5	41.7	3	0	0			
	SIYABABALWA SENIOR SECONDARY SCHOOL	2018	4321092	3	4	0	0	10	6	60							14	14	100							14	5	35.7	10	5	50	4	0	0			
	SIYAZAKHA SENIOR SECONDARY SCHOOL	2019	4321093	3				20	15	75							18	18	100	20	14	70				18	8	44.4	7	5	71.4	13	1	7.7			
	SIYAZAKHA SENIOR SECONDARY SCHOOL	2018	4321093	3				18	13	72.2							18	17	94.4	18	12	66.7				18	13	72.2	7	4	57.1	11	3	27.3			
	SIYAZAMA SENIOR SECONDARY SCHOOL	2019	4321094	3				27	7	25.9							27	21	77.8				15	8	53.3	27	3	11.1	9	4	44.4	18	0	0	12	1	8.3

Province Districts	Centre Name	Year	Centre Number	Quintile	Subject Description																																	
					Accounting			Agricultural Sciences			Business Studies			Economics			English First Additional Language			Geography			History			Life Sciences			Mathematical Literacy			Mathematics			Physical Sciences			
					Total Wrote	Achieved 30 - 100% % Achieved at 30% and Above		Total Wrote	Achieved 30 - 100% % Achieved at 30% and Above		Total Wrote	Achieved 30 - 100% % Achieved at 30% and Above		Total Wrote	Achieved 30 - 100% % Achieved at 30% and Above		Total Wrote	Achieved 30 - 100% % Achieved at 30% and Above		Total Wrote	Achieved 30 - 100% % Achieved at 30% and Above		Total Wrote	Achieved 30 - 100% % Achieved at 30% and Above		Total Wrote	Achieved 30 - 100% % Achieved at 30% and Above		Total Wrote	Achieved 30 - 100% % Achieved at 30% and Above		Total Wrote	Achieved 30 - 100% % Achieved at 30% and Above					
BUFFALO CITY	SIYAZAMA SENIOR SECONDARY SCHOOL	2018	4321094	3	3	0	0	31	6	19.4	4	0	0	3	0	0	34	32	94.1				21	8	38.1	31	8	25.8	3	0	0	31	1	3.2	9	4	44.4	
	SOLOMON MAHLANGU SENIOR SECONDARY	2019	4321095	3	9	6	66.7				9	6	66.7	9	7	77.8	53	52	98.1	33	25	75.8	25	22	88	36	14	38.9	29	19	65.5	18	3	16.7	15	7	46.7	
	SOLOMON MAHLANGU SENIOR SECONDARY	2018	4321095	3	8	3	37.5				18	1	5.6	14	5	35.7	81	81	100	38	19	50	18	10	55.6	34	22	64.7	37	24	64.9	18	2	11.1	21	10	47.6	
	SOPHATHISANA SENIOR SECONDARY SCHOOL	2019	4321096	3	26	4	15.4	38	26	68.4	27	2	7.4	28	5	17.9	104	103	99	35	17	48.6	20	18	90	39	17	43.6	52	32	61.5	48	13	27.1	36	17	47.2	
	SOPHATHISANA SENIOR SECONDARY SCHOOL	2018	4321096	3	19	5	26.3	36	20	55.6	19	14	73.7	19	16	84.2	119	117	98.3	48	24	50	23	22	95.7	39	27	69.2	66	41	62.1	43	20	46.5	36	8	22.2	
	ST CHRISTOPHERS PRIVATE SCHOOL	2019	4322097	99	17	14	82.4				63	55	87.3	30	29	96.7				22	22	100				22	22	100	52	51	98.1	26	23	88.5	19	18	94.7	
	ST CHRISTOPHERS PRIVATE SCHOOL	2018	4322097	99	11	9	81.8				42	32	76.2	23	23	100				13	13	100				14	14	100	31	30	96.8	18	16	88.9	10	10	100	
	ST THOMAS FOR THE DEAF	2019	4323126	99							6	2	33.3				6	4	66.7									6	2	33.3								
	ST THOMAS FOR THE DEAF	2018	4323126	99							3	1	33.3				6	5	83.3									10	0	0								
	ST THOMAS PRIVATE SCHOOL	2019	4322098	99	24	19	79.2				34	20	58.8													15	14	93.3	33	28	84.8	16	16	100	12	10	83.3	
ST THOMAS PRIVATE SCHOOL	2018	4322098	99	14	8	57.1				22	16	72.7													11	10	90.9	21	21	100	12	9	75	10	6	60		



Province Districts	Centre Name	Year	Centre Number	Quintile	Subject Description																																
					Accounting			Agricultural Sciences			Business Studies			Economics			English First Additional Language			Geography			History			Life Sciences			Mathematical Literacy			Mathematics			Physical Sciences		
					Total Wrote	Achieved 30 - 100% % Achieved at 30% and Above		Total Wrote	Achieved 30 - 100% % Achieved at 30% and Above		Total Wrote	Achieved 30 - 100% % Achieved at 30% and Above		Total Wrote	Achieved 30 - 100% % Achieved at 30% and Above		Total Wrote	Achieved 30 - 100% % Achieved at 30% and Above		Total Wrote	Achieved 30 - 100% % Achieved at 30% and Above		Total Wrote	Achieved 30 - 100% % Achieved at 30% and Above		Total Wrote	Achieved 30 - 100% % Achieved at 30% and Above		Total Wrote	Achieved 30 - 100% % Achieved at 30% and Above		Total Wrote	Achieved 30 - 100% % Achieved at 30% and Above				
BUFFALO CITY	STIRLING HIGH SCHOOL	2019	4321099	5	41	41	100				108	101	93.5	67	60	89.6				47	47	100	51	50	98	102	92	90.2	116	116	100	96	93	96.9	57	56	98.2
	STIRLING HIGH SCHOOL	2018	4321099	5	52	50	96.2				108	95	88	61	60	98.4				43	43	100	45	45	100	116	113	97.4	92	92	100	121	116	95.9	70	68	97.1
	THEMBALABANTU HIGH SCHOOL	2019	4321100	3	11	7	63.6	12	11	91.7	12	9	75	10	9	90	71	69	97.2	34	19	55.9	33	30	90.9	11	9	81.8	42	32	76.2	19	6	31.6	12	9	75
	THEMBALABANTU HIGH SCHOOL	2018	4321100	3	5	4	80	11	9	81.8	25	15	60	23	19	82.6	69	68	98.6	20	9	45	25	15	60	31	19	61.3	41	24	58.5	14	7	50	10	9	90
	THEMBALESIZWE S S S	2019	4321101	3	4	3	75							13	5	38.5	18	18	100				18	13	72.2	6	4	66.7	16	14	87.5						
	THEMBALESIZWE S S S	2018	4321101	3	3	1	33.3	7	4	57.1				4	1	25	16	12	75				6	6	100	10	3	30	8	5	62.5	5	0	0	1	0	0
	TOISE SENIOR SECONDARY SCHOOL	2019	4321102	3	11	7	63.6	56	45	80.4	25	11	44	39	32	82.1	125	124	99.2	38	30	78.9	86	78	90.7	69	27	39.1	93	58	62.4	27	11	40.7	26	10	38.5
	TOISE SENIOR SECONDARY SCHOOL	2018	4321102	3	38	17	44.7	64	49	76.6	38	23	60.5	38	36	94.7	150	150	100	48	36	75	71	64	90.1	112	54	48.2	113	75	66.4	37	24	64.9	41	26	63.4
	TSHOLOMNQA HIGH SCHOOL	2019	4321103	2							25	11	44	4	1	25	108	91	84.3	29	24	82.8	55	46	83.6	46	29	63	59	32	54.2	24	12	50	24	15	62.5
	TSHOLOMNQA HIGH SCHOOL	2018	4321103	2	17	6	35.3				40	10	25	17	7	41.2	92	87	94.6	35	30	85.7	24	20	83.3	32	22	68.8	39	19	48.7	37	8	21.6	20	10	50
	ULWAZI HIGH SCHOOL	2019	4321104	3	13	13	100				20	20	100				76	76	100	51	51	100	49	49	100	27	27	100	45	45	100	26	25	96.2	27	27	100
	ULWAZI HIGH SCHOOL	2018	4321104	3	21	21	100				22	20	90.9				65	65	100	37	32	86.5	35	35	100	28	28	100	36	36	100	26	26	100	27	27	100
	UMTIZA HIGH SCHOOL	2019	4321105	3	12	7	58.3	31	27	87.1	36	10	27.8	13	11	84.6	94	94	100	13	8	61.5	17	9	52.9	42	25	59.5	31	25	80.6	31	18	58.1	28	18	64.3
	UMTIZA HIGH SCHOOL	2018	4321105	3	7	5	71.4	9	5	55.6	17	6	35.3	11	4	36.4	66	61	92.4	10	6	60	15	9	60	24	19	79.2	11	10	90.9	29	10	34.5	18	15	83.3
	UMZUVUKILE HIGH SCHOOL	2019	4321106	2	12	5	41.7				23	7	30.4	25	15	60	65	54	83.1	23	14	60.9	12	11	91.7				22	16	72.7	17	6	35.3	6	3	50

Province Districts	Centre Name	Year	Centre Number	Quintile	Subject Description																																
					Accounting			Agricultural Sciences			Business Studies			Economics			English First Additional Language			Geography			History			Life Sciences			Mathematical Literacy			Mathematics			Physical Sciences		
					Total Wrote	Achieved 30 - 100%	% Achieved at 30% and Above	Total Wrote	Achieved 30 - 100%	% Achieved at 30% and Above	Total Wrote	Achieved 30 - 100%	% Achieved at 30% and Above	Total Wrote	Achieved 30 - 100%	% Achieved at 30% and Above	Total Wrote	Achieved 30 - 100%	% Achieved at 30% and Above	Total Wrote	Achieved 30 - 100%	% Achieved at 30% and Above	Total Wrote	Achieved 30 - 100%	% Achieved at 30% and Above	Total Wrote	Achieved 30 - 100%	% Achieved at 30% and Above	Total Wrote	Achieved 30 - 100%	% Achieved at 30% and Above	Total Wrote	Achieved 30 - 100%	% Achieved at 30% and Above			
BUFFALO CITY	UMZUVUKILE HIGH SCHOOL	2018	4321106	2	5	0	0				13	3	23.1	22	18	81.8	37	36	97.3	8	6	75	9	8	88.9				12	7	58.3	14	5	35.7	12	2	16.7
	UNATHI SECONDARY SCHOOL	2019	4321107	3	18	17	94.4	15	15	100	61	31	50.8	58	36	62.1	123	122	99.2	14	10	71.4	24	22	91.7	36	24	66.7	84	71	84.5	16	14	87.5	9	6	66.7
	UNATHI SECONDARY SCHOOL	2018	4321107	3	23	13	56.5	11	11	100	57	36	63.2	65	48	73.8	118	118	100	13	11	84.6	4	4	100	34	29	85.3	68	59	86.8	22	10	45.5	20	7	35
	UWIWE SENIOR SECONDARY SCHOOL	2019	4321108	3	2	2	100	25	18	72	5	3	60	2	1	50	86	86	100	52	24	46.2	56	47	83.9	31	17	54.8	53	43	81.1	20	5	25	18	7	38.9
	UWIWE SENIOR SECONDARY SCHOOL	2018	4321108	3	6	5	83.3	39	36	92.3	15	9	60	4	4	100	106	106	100	40	22	55	62	49	79	25	24	96	38	35	92.1	28	18	64.3	21	18	85.7
	VUKUHAMBE SCHOOL	2019	4323109	99	1	1	100				6	3	50	3	3	100	11	7	63.6										1	0	0	2	0	0			
	VUKUHAMBE SCHOOL	2018	4323109	99							4	3	75	3	3	100	5	4	80										3	2	66.7	1	0	0	1	0	0
	VULAMAZIBUKO HIGH SCHOOL	2019	4321110	3	11	10	90.9				34	29	85.3	15	15	100	57	57	100	7	7	100	24	22	91.7	44	24	54.5	41	41	100	10	5	50	12	8	66.7
	VULAMAZIBUKO HIGH SCHOOL	2018	4321110	3	24	14	58.3				54	23	42.6	23	21	91.3	97	96	99	20	17	85	36	35	97.2	47	36	76.6	48	46	95.8	18	10	55.6	18	16	88.9
	WEST BANK SENIOR SECONDARY SCHOOL	2019	4321111	4	22	17	77.3	20	17	85	34	23	67.6	32	28	87.5				27	22	81.5	19	18	94.7	18	17	94.4	35	31	88.6	34	24	70.6	15	11	73.3
	WEST BANK SENIOR SECONDARY SCHOOL	2018	4321111	4	9	7	77.8				24	13	54.2	23	18	78.3				17	12	70.6	7	7	100	9	9	100	28	26	92.9	11	10	90.9	8	7	87.5
	WESTBANK BANK HIGH SCHOOL	2019	4321112	5							41	27	65.9				3	3	100	21	21	100	24	24	100	43	36	83.7	38	38	100	24	14	58.3	16	16	100
	WESTBANK BANK HIGH SCHOOL	2018	4321112	5							33	19	57.6				3	3	100	24	24	100	17	17	100	40	37	92.5	36	35	97.2	21	16	76.2	18	18	100

Province Districts	Centre Name	Year	Centre Number	Quintile	Subject Description																																
					Accounting			Agricultural Sciences			Business Studies			Economics			English First Additional Language			Geography			History			Life Sciences			Mathematical Literacy			Mathematics			Physical Sciences		
					Total Wrote	Achieved 30 - 100% % Achieved at 30% and Above		Total Wrote	Achieved 30 - 100% % Achieved at 30% and Above		Total Wrote	Achieved 30 - 100% % Achieved at 30% and Above		Total Wrote	Achieved 30 - 100% % Achieved at 30% and Above		Total Wrote	Achieved 30 - 100% % Achieved at 30% and Above		Total Wrote	Achieved 30 - 100% % Achieved at 30% and Above		Total Wrote	Achieved 30 - 100% % Achieved at 30% and Above		Total Wrote	Achieved 30 - 100% % Achieved at 30% and Above		Total Wrote	Achieved 30 - 100% % Achieved at 30% and Above		Total Wrote	Achieved 30 - 100% % Achieved at 30% and Above				
BUFFALO CITY	WONGALETHU HIGH SCHOOL	2019	4321113	3	9	6	66.7						13	10	76.9	61	60	98.4	32	24	75	40	31	77.5	3	3	100	36	22	61.1	4	2	50	5	4	80	
	WONGALETHU HIGH SCHOOL	2018	4321113	3	17	3	17.6						39	17	43.6	98	95	96.9	78	42	53.8	31	28	90.3	41	11	26.8	59	28	47.5	26	3	11.5	16	7	43.8	
	XOLANI SENIOR SECONDARY SCHOOL	2019	4321123	3	16	10	62.5	30	22	73.3	30	21	70	21	16	76.2	69	69	100	21	18	85.7	18	18	100	26	18	69.2	40	26	65	21	9	42.9	13	6	46.2
	XOLANI SENIOR SECONDARY SCHOOL	2018	4321123	3	10	8	80	41	30	73.2	42	26	61.9	28	25	89.3	81	80	98.8	22	20	90.9	19	19	100	18	16	88.9	55	32	58.2	17	8	47.1	13	6	46.2
	Z K MATTHEWS SENIOR SECONDARY SCHOOL	2019	4321114	3	1	1	100	43	22	51.2				5	1	20	52	50	96.2				24	13	54.2	28	12	42.9	39	21	53.8	11	2	18.2	8	1	12.5
	Z K MATTHEWS SENIOR SECONDARY SCHOOL	2018	4321114	3	17	9	52.9	46	20	43.5	17	9	52.9	57	7	12.3	103	96	93.2				41	16	39	47	23	48.9	81	27	33.3	26	7	26.9	16	5	31.3
	ZANEMPUCUKO SENIOR SECONDARY SCHOOL	2019	4321116	3	24	18	75	94	63	67	25	17	68	25	9	36	119	119	100	41	39	95.1	42	40	95.2	52	30	57.7	42	30	71.4	74	18	24.3	52	20	38.5
	ZANEMPUCUKO SENIOR SECONDARY SCHOOL	2018	4321116	3	27	20	74.1	35	15	42.9	27	11	40.7	70	29	41.4	105	105	100	35	17	48.6	35	31	88.6	43	39	90.7	41	20	48.8	64	25	39.1	43	20	46.5
	ZINZANI SENIOR SECONDARY SCHOOL	2019	4321117	3							25	18	72	28	19	67.9	52	52	100	20	17	85	24	22	91.7	25	21	84	18	14	77.8	28	7	25	22	13	59.1

Province Districts	Centre Name	Year	Centre Number	Quintile	Subject Description																																
					Accounting			Agricultural Sciences			Business Studies			Economics			English First Additional Language			Geography			History			Life Sciences			Mathematical Literacy			Mathematics			Physical Sciences		
					Total Wrote	Achieved 30 - 100% % Achieved at 30% and Above		Total Wrote	Achieved 30 - 100% % Achieved at 30% and Above		Total Wrote	Achieved 30 - 100% % Achieved at 30% and Above		Total Wrote	Achieved 30 - 100% % Achieved at 30% and Above		Total Wrote	Achieved 30 - 100% % Achieved at 30% and Above		Total Wrote	Achieved 30 - 100% % Achieved at 30% and Above		Total Wrote	Achieved 30 - 100% % Achieved at 30% and Above		Total Wrote	Achieved 30 - 100% % Achieved at 30% and Above		Total Wrote	Achieved 30 - 100% % Achieved at 30% and Above		Total Wrote	Achieved 30 - 100% % Achieved at 30% and Above				
BUFFALO CITY	ZINZANI SENIOR SECONDARY SCHOOL	2018	4321117	3	13	7	53.8				15	9	60	13	9	69.2	62	57	91.9	20	10	50	19	13	68.4	21	12	57.1	21	14	66.7	27	6	22.2	16	6	37.5
	ZUKHANYE SENIOR SECONDARY SCHOOL	2019	4321119	3				45	26	57.8	7	0	0				51	49	96.1				33	18	54.5	20	11	55	32	15	46.9	20	1	5	20	5	25
	ZUKHANYE SENIOR SECONDARY SCHOOL	2018	4321119	3				29	11	37.9	11	0	0				42	42	100				30	14	46.7	13	4	30.8	28	9	32.1	13	0	0	13	3	23.1
	ZWELIYANDILA HIGH SCHOOL	2019	4321120	2				17	10	58.8	3	3	100				24	21	87.5	4	3	75				7	2	28.6	4	1	25	6	0	0	5	2	40
	ZWELIYANDILA HIGH SCHOOL	2018	4321120	2				16	1	6.3	23	3	13				41	37	90.2	26	1	3.8				26	5	19.2	34	7	20.6	7	0	0	2	0	0
CHRIS HANI EAST	A M ZANTSI SENIOR SECONDARY SCHOOL	2019	4261001	1				58	51	87.9							58	58	100	33	33	100				58	53	91.4	23	20	87	35	13	37.1	25	19	76
	A M ZANTSI SENIOR SECONDARY SCHOOL	2018	4261001	1				74	63	85.1							74	74	100	42	41	97.6				74	62	83.8	28	20	71.4	46	21	45.7	32	25	78.1
	ARTHUR MFEBE SENIOR SECONDARY SCHOOL	2019	4261002	3				49	44	89.8	15	15	100				63	62	98.4							39	35	89.7				43	23	53.5	15	14	93.3
	ARTHUR MFEBE SENIOR SECONDARY SCHOOL	2018	4261002	3				31	27	87.1	9	1	11.1	9	8	88.9	51	49	96.1							34	30	88.2				39	21	53.8	10	8	80
	BATANDWA NDONDO SENIOR SECONDARY SCH	2019	4261003	3	3	3	100	7	3	42.9	3	3	100	11	7	63.6	46	45	97.8	24	23	95.8	15	15	100	23	15	65.2	21	15	71.4	13	4	30.8	11	8	72.7
	BATANDWA NDONDO SENIOR SECONDARY SCH	2018	4261003	3	1	1	100	12	6	50	1	0	0	10	7	70	54	54	100	37	24	64.9	15	14	93.3	31	22	71	17	13	76.5	15	8	53.3	14	10	71.4

Province Districts	Centre Name	Year	Centre Number	Quintile	Subject Description																																
					Accounting			Agricultural Sciences			Business Studies			Economics			English First Additional Language			Geography			History			Life Sciences			Mathematical Literacy			Mathematics			Physical Sciences		
					Total Wrote	Achieved 30 - 100%	% Achieved at 30% and Above	Total Wrote	Achieved 30 - 100%	% Achieved at 30% and Above	Total Wrote	Achieved 30 - 100%	% Achieved at 30% and Above	Total Wrote	Achieved 30 - 100%	% Achieved at 30% and Above	Total Wrote	Achieved 30 - 100%	% Achieved at 30% and Above	Total Wrote	Achieved 30 - 100%	% Achieved at 30% and Above	Total Wrote	Achieved 30 - 100%	% Achieved at 30% and Above	Total Wrote	Achieved 30 - 100%	% Achieved at 30% and Above	Total Wrote	Achieved 30 - 100%	% Achieved at 30% and Above	Total Wrote	Achieved 30 - 100%	% Achieved at 30% and Above			
CHRIS HANI EAST	BUBELE SENIOR SECONDARY SCHOOL	2019	4261004	2	4	4	100				6	2	33.3	5	3	60	13	13	100	7	6	85.7				5	5	100				8	1	12.5	4	3	75
	BUBELE SENIOR SECONDARY SCHOOL	2018	4261004	2	2	2	100				2	2	100	4	3	75	13	13	100	9	8	88.9				8	8	100				10	4	40	8	4	50
	CALA SENIOR SECONDARY SCHOOL	2019	4261005	3	18	6	33.3	55	41	74.5	42	21	50	18	12	66.7	116	113	97.4	33	15	45.5	27	15	55.6	81	39	48.1	57	33	57.9	31	5	16.1	19	7	36.8
	CALA SENIOR SECONDARY SCHOOL	2018	4261005	3	21	8	38.1	58	30	51.7	49	12	24.5	23	20	87	106	105	99.1				58	47	81	83	45	54.2	65	37	56.9	29	11	37.9	21	7	33.3
	CALA VILLAGE SENIOR SECONDARY SCHOOL	2019	4261059	3	22	4	18.2	60	49	81.7	22	5	22.7	21	9	42.9	129	126	97.7	73	48	65.8	72	64	88.9	76	60	78.9	72	49	68.1	53	19	35.8	32	20	62.5
	CALA VILLAGE SENIOR SECONDARY SCHOOL	2018	4261059	3	19	11	57.9	56	41	73.2	19	11	57.9	19	7	36.8	111	108	97.3	59	27	45.8	58	49	84.5	70	53	75.7				112	19	17	34	21	61.8
	CLARKEBURY SENIOR SECONDARY SCHOOL	2019	4261006	1	21	16	76.2	31	24	77.4	25	17	68	27	18	66.7	96	90	93.8	51	42	82.4	16	13	81.3	52	37	71.2	13	11	84.6	64	14	21.9	46	31	67.4
	CLARKEBURY SENIOR SECONDARY SCHOOL	2018	4261006	1	33	20	60.6	67	47	70.1	44	14	31.8	43	18	41.9	198	186	93.9	112	72	64.3	30	25	83.3	126	102	81	24	14	58.3	148	79	53.4	117	88	75.2
	COFIMVABA SENIOR SECONDARY SCHOOL	2019	4261007	3	53	42	79.2	121	117	96.7	41	39	95.1	71	60	84.5	332	332	100	150	133	88.7	35	34	97.1	273	241	88.3				331	173	52.3	221	105	47.5
	COFIMVABA SENIOR SECONDARY SCHOOL	2018	4261007	3	54	49	90.7	185	169	91.4	42	39	92.9	118	102	86.4	352	352	100	110	89	80.9				293	264	90.1				338	199	58.9	213	129	60.6
	CWECWENI SENIOR SECONDARY SCHOOL	2019	4261008	1	12	6	50	32	30	93.8	13	11	84.6	13	7	53.8	75	69	92	20	20	100	26	21	80.8	51	48	94.1	26	25	96.2	34	21	61.8	30	29	96.7
	CWECWENI SENIOR SECONDARY SCHOOL	2018	4261008	1	13	11	84.6	39	30	76.9	13	11	84.6	12	12	100	81	74	91.4	16	10	62.5	23	10	43.5	58	43	74.1	30	16	53.3	38	25	65.8	33	26	78.8

Province Districts	Centre Name	Year	Centre Number	Quintile	Subject Description																																
					Accounting			Agricultural Sciences			Business Studies			Economics			English First Additional Language			Geography			History			Life Sciences			Mathematical Literacy			Mathematics			Physical Sciences		
					Total Wrote	Achieved 30 - 100% % Achieved at 30% and Above		Total Wrote	Achieved 30 - 100% % Achieved at 30% and Above		Total Wrote	Achieved 30 - 100% % Achieved at 30% and Above		Total Wrote	Achieved 30 - 100% % Achieved at 30% and Above		Total Wrote	Achieved 30 - 100% % Achieved at 30% and Above		Total Wrote	Achieved 30 - 100% % Achieved at 30% and Above		Total Wrote	Achieved 30 - 100% % Achieved at 30% and Above		Total Wrote	Achieved 30 - 100% % Achieved at 30% and Above		Total Wrote	Achieved 30 - 100% % Achieved at 30% and Above		Total Wrote	Achieved 30 - 100% % Achieved at 30% and Above				
CHRIS HANI EAST	D M SKOSANA SENIOR SECONDARY SCHOOL	2019	4261009	2	10	6	60	16	12	75	12	9	75	10	9	90	55	53	96.4	32	20	62.5	14	14	100	32	25	78.1	12	9	75	29	10	34.5	13	11	84.6
	D M SKOSANA SENIOR SECONDARY SCHOOL	2018	4261009	2	20	9	45	10	5	50	24	8	33.3	22	14	63.6	57	57	100	19	16	84.2	23	16	69.6	32	19	59.4	43	17	39.5	10	5	50	9	2	22.2
	DALIWONGA SENIOR SECONDARY SCHOOL	2019	4261010	2	18	11	61.1	23	12	52.2	14	11	78.6	18	17	94.4	84	84	100	14	13	92.9	27	22	81.5	56	36	64.3				64	16	25	35	21	60
	DALIWONGA SENIOR SECONDARY SCHOOL	2018	4261010	2	13	7	53.8	31	18	58.1	12	6	50	16	12	75	106	105	99.1	26	18	69.2	41	37	90.2	82	53	64.6	40	23	57.5	51	28	54.9	40	31	77.5
	DOLOPHINI SENIOR SECONDARY SCHOOL	2019	4261011	1													0	0		0	0		0	0		0	0		0	0		0	0		0	0	
	DOLOPHINI SENIOR SECONDARY SCHOOL	2018	4261011	1													54	52	96.3	29	14	48.3	54	26	48.1	54	26	48.1				52	5	9.6	22	15	68.2
	ELLIOT HIGH SCHOOL	2019	4261012	4	5	4	80				14	6	42.9				2	2	100	14	14	100				13	7	53.8	21	21	100				6	4	66.7
	ELLIOT HIGH SCHOOL	2018	4261012	4	9	4	44.4				18	7	38.9							14	11	78.6				14	13	92.9	13	12	92.3	11	5	45.5	6	6	100
	EMIZAMOYETHU SENIOR SECONDARY SCHOOL	2019	4261013	1	28	23	82.1	61	43	70.5	27	21	77.8	28	22	78.6	98	93	94.9	45	30	66.7				70	47	67.1	3	3	100	96	15	15.6	35	27	77.1
	EMIZAMOYETHU SENIOR SECONDARY SCHOOL	2018	4261013	1	25	24	96	42	26	61.9	26	20	76.9	26	20	76.9	84	78	92.9	37	19	51.4				58	40	69	1	1	100	83	14	16.9	38	28	73.7
ENGCOBO VILLAGE SENIOR SECONDARY	2019	4261014	3	20	14	70	34	23	67.6	23	21	91.3	23	22	95.7	115	111	96.5	78	62	79.5	34	26	76.5	58	44	75.9				98	13	13.3	57	35	61.4	
ENGCOBO VILLAGE SENIOR SECONDARY	2018	4261014	3	18	12	66.7	20	13	65	19	13	68.4	19	15	78.9	94	94	100	69	55	79.7	20	19	95	55	44	80	18	13	72.2	69	23	33.3	55	30	54.5	

Province Districts	Centre Name	Year	Centre Number	Quintile	Subject Description																																				
					Accounting			Agricultural Sciences			Business Studies			Economics			English First Additional Language			Geography			History			Life Sciences			Mathematical Literacy			Mathematics			Physical Sciences						
					Total Wrote	Achieved 30 - 100%	% Achieved at 30% and Above	Total Wrote	Achieved 30 - 100%	% Achieved at 30% and Above	Total Wrote	Achieved 30 - 100%	% Achieved at 30% and Above	Total Wrote	Achieved 30 - 100%	% Achieved at 30% and Above	Total Wrote	Achieved 30 - 100%	% Achieved at 30% and Above	Total Wrote	Achieved 30 - 100%	% Achieved at 30% and Above	Total Wrote	Achieved 30 - 100%	% Achieved at 30% and Above	Total Wrote	Achieved 30 - 100%	% Achieved at 30% and Above	Total Wrote	Achieved 30 - 100%	% Achieved at 30% and Above	Total Wrote	Achieved 30 - 100%	% Achieved at 30% and Above							
CHRIS HANI EAST	FALO SENIOR SECONDARY SCHOOL	2019	4261015	2	10	9	90	31	20	64.5	12	9	75	11	7	63.6	45	44	97.8											33	19	57.6				42	8	19	31	9	29
	FALO SENIOR SECONDARY SCHOOL	2018	4261015	2	13	9	69.2	51	35	68.6	17	9	52.9	17	8	47.1	79	71	89.9											60	36	60				62	21	33.9	49	23	46.9
	FALTEIN SENIOR SECONDARY SCHOOL	2019	4261060	3				16	14	87.5							16	16	100										15	15	100				15	9	60	15	15	100	
	GOBINAMBA SENIOR SECONDARY SCHOOL	2019	4261016	3	8	6	75	17	17	100	4	4	100	15	11	73.3	37	37	100	8	8	100	7	7	100	20	20	100							23	6	26.1	18	10	55.6	
	GOBINAMBA SENIOR SECONDARY SCHOOL	2018	4261016	3	9	4	44.4	39	19	48.7	11	3	27.3				64	62	96.9	25	13	52	25	11	44	29	16	55.2	17	4	23.5	31	10	32.3	20	11	55				
	GWARUBANA SENIOR SECONDARY SCHOOL	2019	4261017	1	7	5	71.4	14	12	85.7	16	6	37.5	17	14	82.4	66	61	92.4	34	27	79.4	17	12	70.6	40	23	57.5	11	9	81.8	40	6	15	25	15	60				
	GWARUBANA SENIOR SECONDARY SCHOOL	2018	4261017	1	12	6	50	47	27	57.4	18	4	22.2	18	6	33.3	84	76	90.5	45	29	64.4	37	15	40.5	30	22	73.3	27	21	77.8	29	8	27.6	26	16	61.5				
	HALA SENIOR SECONDARY SCHOOL	2019	4261018	1							25	16	64				29	28	96.6							4	4	100	25	10	40	4	0	0	4	2	50				
	HALA SENIOR SECONDARY SCHOOL	2018	4261018	1	4	3	75				22	9	40.9	4	3	75	37	29	78.4							9	6	66.7	18	4	22.2	13	0	0	9	4	44.4				
	ISIKHOBA NOMBEWU SECONDARY SCHOOL	2019	4261019	2													51	49	96.1																						
	ISIKHOBA NOMBEWU SECONDARY SCHOOL	2018	4261019	2							13	6	46.2				55	55	100															13	0	0					
JONGIZIZWE SENIOR SECONDARY SCHOOL	2019	4261020	2				8	8	100							15	15	100	7	6	85.7	6	6	100	15	11	73.3						15	2	13.3	9	7	77.8			



Province Districts	Centre Name	Year	Centre Number	Quintile	Subject Description																																			
					Accounting			Agricultural Sciences			Business Studies			Economics			English First Additional Language			Geography			History			Life Sciences			Mathematical Literacy			Mathematics			Physical Sciences					
					Total Wrote	Achieved 30 - 100% % Achieved at 30% and Above		Total Wrote	Achieved 30 - 100% % Achieved at 30% and Above		Total Wrote	Achieved 30 - 100% % Achieved at 30% and Above		Total Wrote	Achieved 30 - 100% % Achieved at 30% and Above		Total Wrote	Achieved 30 - 100% % Achieved at 30% and Above		Total Wrote	Achieved 30 - 100% % Achieved at 30% and Above		Total Wrote	Achieved 30 - 100% % Achieved at 30% and Above		Total Wrote	Achieved 30 - 100% % Achieved at 30% and Above		Total Wrote	Achieved 30 - 100% % Achieved at 30% and Above		Total Wrote	Achieved 30 - 100% % Achieved at 30% and Above							
CHRIS HANI EAST	JONGIZIZWE SENIOR SECONDARY SCHOOL	2018	4261020	2				14	9	64.3							34	33	97.1	18	9	50	18	14	77.8	32	15	46.9				26	2	7.7	14	8	57.1			
	KHANYOLWETHU SENIOR SECONDARY SCHOOL	2019	4261021	2	38	22	57.9	41	41	100	38	38	100	38	38	100	86	85	98.8	7	7	100				48	45	93.8				86	41	47.7	48	42	87.5			
	KHANYOLWETHU SENIOR SECONDARY SCHOOL	2018	4261021	2	64	55	85.9				64	58	90.6	64	62	96.9	64	64	100										64	14	21.9									
	KHWAZA SENIOR SECONDARY SCHOOL	2019	4261022	2				36	26	72.2							61	60	98.4	26	16	61.5	24	24	100	54	22	40.7	26	19	73.1	18	9	50	27	15	55.6			
	KHWAZA SENIOR SECONDARY SCHOOL	2018	4261022	2	2	2	100	33	17	51.5	8	1	12.5	8	2	25	53	53	100	12	7	58.3	12	12	100	46	20	43.5	13	10	76.9	18	7	38.9	16	15	93.8			
	L JENTILE SENIOR SECONDARY SCHOOL	2019	4261023	2													24	24	100	21	20	95.2				22	20	90.9	18	17	94.4	6	4	66.7	7	5	71.4			
	L JENTILE SENIOR SECONDARY SCHOOL	2018	4261023	2													19	19	100	17	16	94.1	10	8	80	18	18	100	8	8	100	11	6	54.5	10	7	70			
	LANGALETU SENIOR SECONDARY SCHOOL	2019	4261024	1				8	8	100							8	8	100	8	8	100				8	6	75				8	1	12.5						
	LANGALETU SENIOR SECONDARY SCHOOL	2018	4261024	1				4	4	100							5	5	100	4	4	100				5	4	80				4	1	25	1	1	100			
	LOWER SEPLAN SENIOR SECONDARY SCHOOL	2019	4261025	1	4	2	50				4	3	75	6	3	50	10	10	100	2	1	50				2	1	50				5	0	0	2	0	0			
LOWER SEPLAN SENIOR SECONDARY SCHOOL	2018	4261025	1	2	2	100				2	1	50	1	1	100	8	8	100	6	3	50				6	4	66.7				5	4	80	4	3	75				

Province Districts	Centre Name	Year	Centre Number	Quintile	Subject Description																																
					Accounting			Agricultural Sciences			Business Studies			Economics			English First Additional Language			Geography			History			Life Sciences			Mathematical Literacy			Mathematics			Physical Sciences		
					Total Wrote	Achieved 30 - 100%	% Achieved at 30% and Above	Total Wrote	Achieved 30 - 100%	% Achieved at 30% and Above	Total Wrote	Achieved 30 - 100%	% Achieved at 30% and Above	Total Wrote	Achieved 30 - 100%	% Achieved at 30% and Above	Total Wrote	Achieved 30 - 100%	% Achieved at 30% and Above	Total Wrote	Achieved 30 - 100%	% Achieved at 30% and Above	Total Wrote	Achieved 30 - 100%	% Achieved at 30% and Above	Total Wrote	Achieved 30 - 100%	% Achieved at 30% and Above	Total Wrote	Achieved 30 - 100%	% Achieved at 30% and Above	Total Wrote	Achieved 30 - 100%	% Achieved at 30% and Above			
CHRIS HANI EAST	MANGELENGELE SENIOR SECONDARY SCHOOL	2019	4261026	2	6	2	33.3	7	4	57.1	11	4	36.4	12	4	33.3	46	43	93.5	27	17	63	18	18	100	14	11	78.6	22	15	68.2	20	3	15	14	8	57.1
	MANGELENGELE SENIOR SECONDARY SCHOOL	2018	4261026	2	7	3	42.9	10	10	100	8	3	37.5	8	3	37.5	68	64	94.1	39	26	66.7	14	13	92.9	38	27	71.1	17	11	64.7	31	16	51.6	24	19	79.2
	MANZANA SENIOR SECONDARY SCHOOL	2019	4261027	2	41	30	73.2	89	72	80.9	48	34	70.8	50	39	78	280	271	96.8	150	117	78	93	71	76.3	226	150	66.4	105	54	51.4	175	52	29.7	121	71	58.7
	MANZANA SENIOR SECONDARY SCHOOL	2018	4261027	2	70	61	87.1	138	111	80.4	85	43	50.6	95	66	69.5	393	386	98.2	206	154	74.8	119	91	76.5	279	221	79.2	150	63	42	234	102	43.6	150	114	76
	MASIKHUTHALE PUBLIC SECONDARY SCHOOL	2019	4261028	3	9	8	88.9	44	14	31.8	20	11	55	10	7	70	94	87	92.6	34	22	64.7	24	12	50	43	20	46.5	48	21	43.8	25	7	28	17	12	70.6
	MASIKHUTHALE PUBLIC SECONDARY SCHOOL	2018	4261028	3	2	2	100	23	12	52.2	10	2	20	4	1	25	50	47	94	17	16	94.1	7	6	85.7	24	15	62.5	28	10	35.7	11	5	45.5	9	8	88.9
	MASILINGANE SENIOR SECONDARY SCHOOL	2019	4261029	1	9	9	100	18	10	55.6	11	6	54.5				30	28	93.3							18	9	50				24	1	4.2			
	MASILINGANE SENIOR SECONDARY SCHOOL	2018	4261029	1	14	10	71.4	15	11	73.3	13	6	46.2				36	35	97.2							18	14	77.8				24	1	4.2			
	MAZIBUKO SENIOR SECONDARY SCHOOL	2019	4261030	3				30	20	66.7							30	24	80	3	3	100				16	16	100	3	3	100	13	1	7.7	13	10	76.9
	MAZIBUKO SENIOR SECONDARY SCHOOL	2018	4261030	3				30	22	73.3							35	34	97.1	3	3	100				19	19	100	1	1	100	13	3	23.1	12	7	58.3
MCEULA SENIOR SECONDARY SCHOOL	2019	4261031	3	9	5	55.6				9	7	77.8	8	6	75	52	46	88.5	40	26	65	17	9	52.9	40	23	57.5	21	13	61.9	27	7	25.9	23	13	56.5	

Province Districts	Centre Name	Year	Centre Number	Quintile	Subject Description																																
					Accounting			Agricultural Sciences			Business Studies			Economics			English First Additional Language			Geography			History			Life Sciences			Mathematical Literacy			Mathematics			Physical Sciences		
					Total Wrote	Achieved 30 - 100% % Achieved at 30% and Above		Total Wrote	Achieved 30 - 100% % Achieved at 30% and Above		Total Wrote	Achieved 30 - 100% % Achieved at 30% and Above		Total Wrote	Achieved 30 - 100% % Achieved at 30% and Above		Total Wrote	Achieved 30 - 100% % Achieved at 30% and Above		Total Wrote	Achieved 30 - 100% % Achieved at 30% and Above		Total Wrote	Achieved 30 - 100% % Achieved at 30% and Above		Total Wrote	Achieved 30 - 100% % Achieved at 30% and Above		Total Wrote	Achieved 30 - 100% % Achieved at 30% and Above		Total Wrote	Achieved 30 - 100% % Achieved at 30% and Above				
CHRIS HANI EAST	MCEULA SENIOR SECONDARY SCHOOL	2018	4261031	3	10	6	60				10	4	40	10	6	60	68	62	91.2	52	33	63.5	28	15	53.6	56	35	62.5	22	13	59.1	36	4	11.1	28	7	25
	MCOBOLOLO SENIOR SECONDARY SCHOOL	2019	4261032	1	6	4	66.7	47	34	72.3	3	3	100	18	10	55.6	56	55	98.2	31	27	87.1				41	32	78	17	15	88.2	35	5	14.3	18	7	38.9
	MCOBOLOLO SENIOR SECONDARY SCHOOL	2018	4261032	1	15	12	80	32	19	59.4	13	4	30.8	14	11	78.6	54	51	94.4	36	29	80.6				17	16	94.1	19	14	73.7	32	7	21.9	5	3	60
	MGUDLWA SENIOR SECONDARY SCHOOL	2019	4261033	1	20	18	90	8	6	75	20	12	60	33	24	72.7	69	67	97.1	31	30	96.8				48	41	85.4	1	1	100	68	23	33.8	37	29	78.4
	MGUDLWA SENIOR SECONDARY SCHOOL	2018	4261033	1	19	18	94.7	12	11	91.7	19	12	63.2	33	26	78.8	69	68	98.6	26	20	76.9				47	46	97.9	2	2	100	62	25	40.3	34	32	94.1
	MIDDLE ZOLO SENIOR SECONDARY SCHOOL	2019	4261034	3				6	3	50							6	5	83.3							6	3	50				2	0	0	2	2	100
	MIDDLE ZOLO SENIOR SECONDARY SCHOOL	2018	4261034	3				10	3	30							10	9	90							10	3	30				3	2	66.7	3	2	66.7
	MTETUVUMILE SENIOR SECONDARY SCHOOL	2019	4261035	1	6	4	66.7				12	11	91.7	7	2	28.6	36	33	91.7	21	19	90.5	11	9	81.8	16	13	81.3	7	4	57.1	17	5	29.4	13	9	69.2
	MTETUVUMILE SENIOR SECONDARY SCHOOL	2018	4261035	1	12	8	66.7				20	15	75	13	6	46.2	62	58	93.5	37	23	62.2	22	19	86.4	20	20	100	12	6	50	22	5	22.7	17	12	70.6
	MTHINGWEVU SENIOR SECONDARY SCHOOL	2019	4261061	3				20	19	95							19	19	100	7	7	100	6	6	100	13	11	84.6				19	5	26.3	12	6	50
	MZIKAYISE DALASILE SENIOR SECONDARY SCHOOL	2019	4261037	2	13	3	23.1	34	26	76.5	16	6	37.5	43	25	58.1	119	114	95.8	69	64	92.8	36	34	94.4	92	59	64.1	32	18	56.3	69	10	14.5	33	11	33.3
MZIKAYISE DALASILE SENIOR SECONDARY SCHOOL	2018	4261037	2	9	7	77.8	44	34	77.3	10	2	20	21	18	85.7	120	109	90.8	64	44	68.8	38	24	63.2	101	70	69.3	33	18	54.5	57	18	31.6	39	15	38.5	

Province Districts	Centre Name	Year	Centre Number	Quintile	Subject Description																																
					Accounting			Agricultural Sciences			Business Studies			Economics			English First Additional Language			Geography			History			Life Sciences			Mathematical Literacy			Mathematics			Physical Sciences		
					Total Wrote	Achieved 30 - 100% % Achieved at 30% and Above	Total Wrote	Achieved 30 - 100% % Achieved at 30% and Above	Total Wrote	Achieved 30 - 100% % Achieved at 30% and Above	Total Wrote	Achieved 30 - 100% % Achieved at 30% and Above	Total Wrote	Achieved 30 - 100% % Achieved at 30% and Above	Total Wrote	Achieved 30 - 100% % Achieved at 30% and Above	Total Wrote	Achieved 30 - 100% % Achieved at 30% and Above	Total Wrote	Achieved 30 - 100% % Achieved at 30% and Above	Total Wrote	Achieved 30 - 100% % Achieved at 30% and Above	Total Wrote	Achieved 30 - 100% % Achieved at 30% and Above	Total Wrote	Achieved 30 - 100% % Achieved at 30% and Above	Total Wrote	Achieved 30 - 100% % Achieved at 30% and Above	Total Wrote	Achieved 30 - 100% % Achieved at 30% and Above	Total Wrote	Achieved 30 - 100% % Achieved at 30% and Above	Total Wrote	Achieved 30 - 100% % Achieved at 30% and Above	Total Wrote	Achieved 30 - 100% % Achieved at 30% and Above	
CHRIS HANI EAST	MZIMVUBU SENIOR SECONDARY SCHOOL	2019	4261038	2	1	1	100	17	17	100	1	0	0	1	0	0	21	21	100							20	16	80				18	1	5.6	17	4	23.5
	MZIMVUBU SENIOR SECONDARY SCHOOL	2018	4261038	2	4	3	75	16	14	87.5	3	2	66.7	3	3	100	20	20	100							15	15	100				18	2	11.1	15	6	40
	NCUNCUZO SENIOR SECONDARY SCHOOL	2019	4261039	2	20	10	50	48	46	95.8	21	15	71.4	19	10	52.6	102	98	96.1	22	16	72.7				72	40	55.6				88	20	22.7	69	45	65.2
	NCUNCUZO SENIOR SECONDARY SCHOOL	2018	4261039	2	25	11	44	88	62	70.5	25	19	76	23	17	73.9	144	142	98.6	93	60	64.5				115	81	70.4				132	76	57.6	108	80	74.1
	NDEMA SENIOR SECONDARY SCHOOL	2019	4261062	2													15	15	100	12	8	66.7	10	9	90	5	4	80	7	4	57.1	4	2	50	5	0	0
	NDYEBO NTSALUBA SENIOR SECONDARY SCH	2019	4261040	1	17	16	94.1	18	18	100	17	17	100	17	15	88.2	67	67	100	32	31	96.9	32	32	100	50	38	76	32	32	100	35	10	28.6	18	15	83.3
	NDYEBO NTSALUBA SENIOR SECONDARY SCH	2018	4261040	1	17	15	88.2	26	24	92.3	20	11	55	20	15	75	71	71	100	31	19	61.3	30	29	96.7	54	51	94.4	27	19	70.4	44	24	54.5	27	23	85.2
	NGUBESIZWE SENIOR SECONDARY SCHOOL	2019	4261041	1	13	12	92.3	38	33	86.8	13	9	69.2	14	13	92.9	88	87	98.9	29	26	89.7	34	33	97.1	60	48	80	31	30	96.8	39	25	64.1	27	13	48.1
	NGUBESIZWE SENIOR SECONDARY SCHOOL	2018	4261041	1	17	15	88.2	38	31	81.6	21	11	52.4	17	15	88.2	92	84	91.3	23	17	73.9	30	22	73.3	61	51	83.6	27	19	70.4	52	28	53.8	37	21	56.8
	NOSIMO TECHNICAL HIGH SCHOOL	2019	4261042	1													14	12	85.7																		
	NOSIMO TECHNICAL HIGH SCHOOL	2018	4261042	1	7	4	57.1				7	2	28.6	7	5	71.4	22	22	100													14	2	14.3	7	2	28.6
NYANGA SENIOR SECONDARY SCHOOL	2019	4261043	3	26	26	100				27	25	92.6	27	25	92.6	177	177	100	121	110	90.9				150	133	88.7				155	113	72.9	105	96	91.4	

Province Districts	Centre Name	Year	Centre Number	Quintile	Subject Description																																	
					Accounting			Agricultural Sciences			Business Studies			Economics			English First Additional Language			Geography			History			Life Sciences			Mathematical Literacy			Mathematics			Physical Sciences			
					Total Wrote	Achieved 30 - 100% % Achieved at 30% and Above		Total Wrote	Achieved 30 - 100% % Achieved at 30% and Above		Total Wrote	Achieved 30 - 100% % Achieved at 30% and Above		Total Wrote	Achieved 30 - 100% % Achieved at 30% and Above		Total Wrote	Achieved 30 - 100% % Achieved at 30% and Above		Total Wrote	Achieved 30 - 100% % Achieved at 30% and Above		Total Wrote	Achieved 30 - 100% % Achieved at 30% and Above		Total Wrote	Achieved 30 - 100% % Achieved at 30% and Above		Total Wrote	Achieved 30 - 100% % Achieved at 30% and Above		Total Wrote	Achieved 30 - 100% % Achieved at 30% and Above					
CHRIS HANI EAST	NYANGA SENIOR SECONDARY SCHOOL	2018	4261043	3	34	28	82.4				42	28	66.7	42	33	78.6	196	193	98.5	113	107	94.7				154	137	89				155	112	72.3	112	88	78.6	
	PAKAMANI SENIOR SECONDARY SCHOOL	2019	4261045	1	42	39	92.9	66	48	72.7	60	48	80	40	36	90	201	198	98.5	71	67	94.4	30	29	96.7	127	99	78	15	9	60	177	55	31.1	66	52	78.8	
	PAKAMANI SENIOR SECONDARY SCHOOL	2018	4261044	3				21	11	52.4							20	20	100	21	12	57.1				21	11	52.4	16	9	56.3	5	3	60				
	PAKAMANI SENIOR SECONDARY SCHOOL	2018	4261045	1	15	13	86.7	91	64	70.3	38	20	52.6	15	14	93.3	199	188	94.5	53	52	98.1	56	39	69.6	141	113	80.1	102	66	64.7	74	59	79.7	53	50	94.3	
	SABATA SENIOR SECONDARY SCHOOL	2019	4261046	1	4	4	100	26	24	92.3	6	5	83.3	5	5	100	35	35	100	5	4	80				23	20	87				24	13	54.2	22	21	95.5	
	SABATA SENIOR SECONDARY SCHOOL	2018	4261046	1	11	5	45.5	13	9	69.2	8	4	50	9	6	66.7	38	33	86.8	5	1	20				15	10	66.7				16	7	43.8	10	8	80	
	SIFONONDILE SENIOR SECONDARY SCHOOL	2019	4261047	2				15	11	73.3							23	20	87	7	2	28.6				22	11	50	7	3	42.9	15	3	20	15	3	20	
	SIFONONDILE SENIOR SECONDARY SCHOOL	2018	4261047	2				13	5	38.5							24	22	91.7	10	3	30				23	8	34.8	11	2	18.2	13	2	15.4	11	0	0	
	SITOUZA SENIOR SECONDARY SCHOOL	2019	4261048	1	5	5	100	82	67	81.7	18	16	88.9	19	14	73.7	115	106	92.2	57	57	100				84	77	91.7	62	56	90.3	37	22	59.5	32	24	75	
	SITOUZA SENIOR SECONDARY SCHOOL	2018	4261048	1	14	10	71.4	50	38	76	25	7	28	28	8	28.6	92	78	84.8	29	29	100				48	39	81.3	34	26	76.5	27	17	63	15	13	86.7	
	SIYABALALA SENIOR SECONDARY SCHOOL	2019	4261049	1				22	10	45.5	7	6	85.7				22	22	100							14	9	64.3				16	0	0	9	4	44.4	
SIYABALALA SENIOR SECONDARY SCHOOL	2018	4261049	1				27	13	48.1	14	7	50				27	27	100							8	6	75				17	2	11.8	6	6	100		

Province Districts	Centre Name	Year	Centre Number	Quintile	Subject Description																																
					Accounting			Agricultural Sciences			Business Studies			Economics			English First Additional Language			Geography			History			Life Sciences			Mathematical Literacy			Mathematics			Physical Sciences		
					Total Wrote	Achieved 30 - 100% % Achieved at 30% and Above		Total Wrote	Achieved 30 - 100% % Achieved at 30% and Above		Total Wrote	Achieved 30 - 100% % Achieved at 30% and Above		Total Wrote	Achieved 30 - 100% % Achieved at 30% and Above		Total Wrote	Achieved 30 - 100% % Achieved at 30% and Above		Total Wrote	Achieved 30 - 100% % Achieved at 30% and Above		Total Wrote	Achieved 30 - 100% % Achieved at 30% and Above		Total Wrote	Achieved 30 - 100% % Achieved at 30% and Above		Total Wrote	Achieved 30 - 100% % Achieved at 30% and Above		Total Wrote	Achieved 30 - 100% % Achieved at 30% and Above				
CHRIS HANI EAST	ST JAMES SENIOR SECONDARY SCHOOL	2019	4261050	3	39	31	79.5				83	72	86.7				252	252	100	168	151	89.9				211	156	73.9				244	136	55.7	169	105	62.1
	ST JAMES SENIOR SECONDARY SCHOOL	2018	4261050	3	42	38	90.5				89	81	91				251	251	100	152	146	96.1				207	194	93.7				240	176	73.3	152	135	88.8
	TSOMO SENIOR SECONDARY SCHOOL	2019	4261052	3	15	4	26.7	70	48	68.6	16	16	100	16	13	81.3	153	139	90.8	70	53	75.7				93	55	59.1				100	17	17	56	23	41.1
	TSOMO SENIOR SECONDARY SCHOOL	2018	4261052	3	14	7	50	57	32	56.1	14	13	92.9	14	11	78.6	131	129	98.5	67	37	55.2				95	67	70.5				109	43	39.4	79	32	40.5
	ZULULIYAZONGAMA SENIOR SECONDARY	2019	4261054	1	19	19	100	91	62	68.1	20	19	95	54	51	94.4	145	144	99.3	72	58	80.6				117	98	83.8	60	46	76.7	71	44	62	46	21	45.7
	ZULULIYAZONGAMA SENIOR SECONDARY	2018	4261054	1	22	20	90.9	150	79	52.7	23	16	69.6	26	22	84.6	188	184	97.9	116	33	28.4				133	105	78.9	41	19	46.3	91	53	58.2	52	41	78.8
	ZWELANDILE SENIOR SECONDARY SCHOOL	2019	4261055	3	8	5	62.5	29	25	86.2	9	7	77.8	7	7	100	41	38	92.7	14	14	100	13	13	100	17	13	76.5	18	17	94.4	17	15	88.2	13	13	100
	ZWELANDILE SENIOR SECONDARY SCHOOL	2018	4261055	3	8	4	50	29	26	89.7	8	2	25	8	6	75	41	41	100	14	11	78.6	11	10	90.9	21	11	52.4	9	6	66.7	25	6	24	15	5	33.3
	ZWELIHLE SENIOR SECONDARY SCHOOL	2019	4261056	1				30	24	80							31	28	90.3				20	19	95	31	18	58.1	19	13	68.4	9	4	44.4	9	4	44.4
	ZWELIHLE SENIOR SECONDARY SCHOOL	2018	4261056	1				38	29	76.3							44	41	93.2				25	20	80	43	30	69.8	22	13	59.1	17	11	64.7	18	14	77.8
	ZWELIVUMILE SENIOR SECONDARY SCHOOL	2019	4261057	1	0	0		0	0		0	0		0	0		0	0		0	0					0	0					0	0		0	0	
	ZWELIVUMILE SENIOR SECONDARY SCHOOL	2019	4261063	2	19	9	47.4	51	45	88.2	46	25	54.3	15	8	53.3	88	87	98.9	43	35	81.4	30	26	86.7	62	46	74.2	20	16	80	63	32	50.8	38	14	36.8

Province Districts	Centre Name	Year	Centre Number	Quintile	Subject Description																																
					Accounting			Agricultural Sciences			Business Studies			Economics			English First Additional Language			Geography			History			Life Sciences			Mathematical Literacy			Mathematics			Physical Sciences		
					Total Wrote	Achieved 30 - 100% % Achieved at 30% and Above		Total Wrote	Achieved 30 - 100% % Achieved at 30% and Above		Total Wrote	Achieved 30 - 100% % Achieved at 30% and Above		Total Wrote	Achieved 30 - 100% % Achieved at 30% and Above		Total Wrote	Achieved 30 - 100% % Achieved at 30% and Above		Total Wrote	Achieved 30 - 100% % Achieved at 30% and Above		Total Wrote	Achieved 30 - 100% % Achieved at 30% and Above		Total Wrote	Achieved 30 - 100% % Achieved at 30% and Above		Total Wrote	Achieved 30 - 100% % Achieved at 30% and Above		Total Wrote	Achieved 30 - 100% % Achieved at 30% and Above		Total Wrote	Achieved 30 - 100% % Achieved at 30% and Above	
CHRIS HANI EAST	ZWELIVUMILE SENIOR SECONDARY SCHOOL	2018	4261057	1	15	11	73.3	26	13	50	15	14	93.3	18	18	100	90	77	85.6	19	18	94.7				22	20	90.9	24	6	25	51	16	31.4	21	21	100
	ZWELIXOLILE SENIOR SECONDARY SCHOOL	2019	4261058	2										16	9	56.3	16	16	100				8	8	100	16	6	37.5	5	4	80	11	2	18.2	8	4	50
	ZWELIXOLILE SENIOR SECONDARY SCHOOL	2018	4261058	2	4	3	75				4	3	75	4	4	100	30	29	96.7	24	18	75	17	16	94.1	24	15	62.5	17	11	64.7	13	1	7.7	9	5	55.6
	ABAMBO HIGH SCHOOL	2019	4331001	2				63	42	66.7	54	24	44.4				72	70	97.2							23	17	73.9	26	16	61.5	36	15	41.7	12	10	83.3
	ABAMBO HIGH SCHOOL	2018	4331001	2				39	29	74.4	80	28	35	75	24	32	109	99	90.8							36	30	83.3	68	26	38.2	33	17	51.5	14	13	92.9
	BENGU AGRICULTURAL HIGH SCHOOL	2019	4331002	1				20	16	80							25	22	88							13	9	69.2	13	12	92.3	7	5	71.4	7	5	71.4
	BENGU AGRICULTURAL HIGH SCHOOL	2018	4331002	1				24	19	79.2							25	25	100							16	8	50	17	12	70.6	7	2	28.6	7	6	85.7
	BULELANI SENIOR SECONDARY SCHOOL	2019	4331003	3	15	10	66.7	80	68	85	104	80	76.9	13	11	84.6	173	172	99.4	49	41	83.7	70	60	85.7	68	59	86.8	97	86	88.7	37	28	75.7	33	28	84.8
	BULELANI SENIOR SECONDARY SCHOOL	2018	4331003	3	24	14	58.3	70	61	87.1	121	61	50.4	25	16	64	180	178	98.9	66	47	71.2	82	73	89	62	60	96.8	118	108	91.5	34	29	85.3	31	26	83.9
	CACADU SENIOR SECONDARY SCHOOL	2019	4331004	2				17	9	52.9							50	46	92	20	15	75	33	23	69.7	34	8	23.5	19	17	89.5	5	5	100	5	3	60
	CACADU SENIOR SECONDARY SCHOOL	2018	4331004	2				15	9	60							47	47	100	27	17	63	30	26	86.7	44	17	38.6	28	14	50	7	4	57.1	7	3	42.9
CRADOCK HIGH SCHOOL	2019	4331005	5	8	8	100				32	24	75	20	15	75	46	46	100	28	28	100				22	19	86.4	51	50	98	23	22	95.7	16	16	100	



Province Districts	Centre Name	Year	Centre Number	Quintile	Subject Description																																
					Accounting			Agricultural Sciences			Business Studies			Economics			English First Additional Language			Geography			History			Life Sciences			Mathematical Literacy			Mathematics			Physical Sciences		
					Total Wrote	Achieved 30 - 100% % Achieved at 30% and Above		Total Wrote	Achieved 30 - 100% % Achieved at 30% and Above		Total Wrote	Achieved 30 - 100% % Achieved at 30% and Above		Total Wrote	Achieved 30 - 100% % Achieved at 30% and Above		Total Wrote	Achieved 30 - 100% % Achieved at 30% and Above		Total Wrote	Achieved 30 - 100% % Achieved at 30% and Above		Total Wrote	Achieved 30 - 100% % Achieved at 30% and Above		Total Wrote	Achieved 30 - 100% % Achieved at 30% and Above		Total Wrote	Achieved 30 - 100% % Achieved at 30% and Above		Total Wrote	Achieved 30 - 100% % Achieved at 30% and Above				
CHRIS HANI WEST	CRADOCK HIGH SCHOOL	2018	4331005	5	14	14	100				22	16	72.7	21	19	90.5	45	45	100	20	20	100				18	18	100	36	36	100	33	31	93.9	22	20	90.9
	CRADOCK PRISON	2019	4334006	3							23	22	95.7				23	23	100				23	23	100		23	17	73.9								
	CRADOCK PRISON	2018	4334006	3							7	6	85.7				7	7	100				6	6	100		7	6	85.7								
	DORDRECHT HIGH SCHOOL	2019	4331007	4	10	8	80				25	18	72							24	24	100	15	15	100	19	16	84.2	20	20	100	14	12	85.7	8	7	87.5
	DORDRECHT HIGH SCHOOL	2018	4331007	4	14	11	78.6				21	18	85.7				3	3	100	16	16	100				12	12	100	19	19	100	7	4	57.1	5	5	100
	ECHIBINI SENIOR SECONDARY SCHOOL	2019	4331008	3							4	2	50	5	4	80	42	25	59.5	16	13	81.3	30	12	40	9	9	100	9	9	100	4	3	75	4	4	100
	ECHIBINI SENIOR SECONDARY SCHOOL	2018	4331008	3	1	1	100				5	1	20	4	3	75	24	21	87.5	15	7	46.7	18	9	50	13	3	23.1	15	8	53.3	1	0	0	1	1	100
	EKUPHUMLENI HIGH SCHOOL	2019	4331009	3	27	24	88.9	95	58	61.1	74	45	60.8	72	43	59.7	186	184	98.9	70	53	75.7	71	64	90.1	39	28	71.8	118	84	71.2	63	21	33.3	31	21	67.7
	EKUPHUMLENI HIGH SCHOOL	2018	4331009	3	39	36	92.3	129	77	59.7	85	58	68.2	70	52	74.3	226	223	98.7	93	52	55.9	79	70	88.6	72	58	80.6	136	89	65.4	87	26	29.9	46	34	73.9
	EKUPHUMLENI SENIOR SECONDARY SCHOOL	2019	4331010	3	8	6	75				14	9	64.3	11	8	72.7	66	65	98.5	25	20	80	34	32	94.1	29	20	69	32	26	81.3	8	3	37.5	5	2	40
	EKUPHUMLENI SENIOR SECONDARY SCHOOL	2018	4331010	3	6	5	83.3				21	6	28.6	20	9	45	29	29	100	9	6	66.7	7	7	100	9	7	77.8	22	12	54.5	7	1	14.3	2	1	50
	FREEMANTLE SENIOR SECONDARY SCHOOL	2019	4331011	2	12	11	91.7	36	33	91.7	30	25	83.3	33	29	87.9	90	90	100	25	25	100	11	11	100	30	30	100	34	32	94.1	41	28	68.3	29	27	93.1
	FREEMANTLE SENIOR SECONDARY SCHOOL	2018	4331011	2	21	15	71.4	33	29	87.9	52	40	76.9	56	49	87.5	127	127	100	42	40	95.2	23	23	100	26	26	100	51	44	86.3	38	26	68.4	30	19	63.3
FUNDA HIGH SCHOOL	2019	4331012	3	12	9	75	82	62	75.6	36	8	22.2	41	18	43.9	105	103	98.1	33	17	51.5				22	17	77.3	68	46	67.6	37	14	37.8	15	15	100	

Province Districts	Centre Name	Year	Centre Number	Quintile	Subject Description																																	
					Accounting			Agricultural Sciences			Business Studies			Economics			English First Additional Language			Geography			History			Life Sciences			Mathematical Literacy			Mathematics			Physical Sciences			
					Total Wrote	Achieved 30 - 100%	% Achieved at 30% and Above	Total Wrote	Achieved 30 - 100%	% Achieved at 30% and Above	Total Wrote	Achieved 30 - 100%	% Achieved at 30% and Above	Total Wrote	Achieved 30 - 100%	% Achieved at 30% and Above	Total Wrote	Achieved 30 - 100%	% Achieved at 30% and Above	Total Wrote	Achieved 30 - 100%	% Achieved at 30% and Above	Total Wrote	Achieved 30 - 100%	% Achieved at 30% and Above	Total Wrote	Achieved 30 - 100%	% Achieved at 30% and Above	Total Wrote	Achieved 30 - 100%	% Achieved at 30% and Above	Total Wrote	Achieved 30 - 100%	% Achieved at 30% and Above	Total Wrote	Achieved 30 - 100%	% Achieved at 30% and Above	
CHRIS HANI WEST	FUNDA HIGH SCHOOL	2018	4331012	3	7	7	100	32	29	90.6	14	4	28.6	12	6	50	59	59	100	30	19	63.3				8	8	100	30	16	53.3	25	11	44	9	9	100	
	GCINUBUZWE SENIOR SECONDARY SCHOOL	2019	4331013	1	7	3	42.9	7	4	57.1	7	6	85.7	7	5	71.4	61	56	91.8	33	25	75.8	35	33	94.3	39	19	48.7	33	27	81.8	13	3	23.1	6	4	66.7	
	GCINUBUZWE SENIOR SECONDARY SCHOOL	2018	4331013	1	13	3	23.1	5	4	80	12	4	33.3	12	2	16.7	69	68	98.6	30	19	63.3	45	30	66.7	40	20	50	31	19	61.3	16	4	25	4	4	100	
	GET AHEAD	2019	4332014	99	15	11	73.3				48	21	43.8	38	24	63.2				59	56	94.9	40	40	100	46	38	82.6	55	53	96.4	39	21	53.8	16	15	93.8	
	GET AHEAD	2018	4332014	99	8	6	75				27	15	55.6	15	12	80				34	33	97.1	27	25	92.6	37	37	100	28	27	96.4	36	26	72.2	22	22	100	
	HEWU	2019	4331015	3				25	9	36								25	21	84	17	7	41.2				11	4	36.4	15	4	26.7	10	2	20	8	2	25
	HEWU	2018	4331015	3				29	12	41.4								36	26	72.2	24	7	29.2				13	10	76.9	24	5	20.8	11	1	9.1	6	0	0
	HEXAGON HIGH SCHOOL	2019	4331016	5							45	33	73.3							63	61	96.8				84	72	85.7	36	36	100	52	44	84.6	47	40	85.1	
	HEXAGON HIGH SCHOOL	2018	4331016	5							52	42	80.8							58	58	100				86	82	95.3	38	37	97.4	55	51	92.7	48	45	93.8	
	HOERSKOOL HANGKLIP	2019	4331017	5	10	10	100				41	34	82.9					32	32	100	47	47	100				42	39	92.9	37	37	100	33	29	87.9	15	15	100
	HOERSKOOL HANGKLIP	2018	4331017	5	8	7	87.5				14	10	71.4					43	43	100	23	23	100				14	12	85.7	24	24	100	19	17	89.5	9	9	100
	IDA HIGH SCHOOL	2019	4331018	2				17	8	47.1								17	16	94.1				15	9	60	10	7	70				10	0	0	2	0	0
	IDA HIGH SCHOOL	2018	4331018	2				28	24	85.7								28	28	100				23	23	100	27	21	77.8	19	18	94.7	8	3	37.5	5	5	100
	IKHWEZI LOKUSA SENIOR SECONDARY	2019	4331019	1	3	3	100	6	2	33.3	12	1	8.3	8	4	50	20	17	85								11	3	27.3	4	3	75	8	3	37.5	4	1	25
	IKHWEZI LOKUSA SENIOR SECONDARY	2018	4331019	1	3	1	33.3	3	2	66.7	10	1	10	12	3	25	11	11	100							9	4	44.4	2	1	50	8	0	0				
	IKWEZI SENIOR SECONDARY SCHOOL	2019	4331020	2				48	34	70.8								48	44	91.7	40	26	65				47	30	63.8	21	19	90.5	25	7	28	5	4	80

Province Districts	Centre Name	Year	Centre Number	Quintile	Subject Description																																
					Accounting			Agricultural Sciences			Business Studies			Economics			English First Additional Language			Geography			History			Life Sciences			Mathematical Literacy			Mathematics			Physical Sciences		
					Total Wrote	Achieved 30 - 100% % Achieved at 30% and Above		Total Wrote	Achieved 30 - 100% % Achieved at 30% and Above		Total Wrote	Achieved 30 - 100% % Achieved at 30% and Above		Total Wrote	Achieved 30 - 100% % Achieved at 30% and Above		Total Wrote	Achieved 30 - 100% % Achieved at 30% and Above		Total Wrote	Achieved 30 - 100% % Achieved at 30% and Above		Total Wrote	Achieved 30 - 100% % Achieved at 30% and Above		Total Wrote	Achieved 30 - 100% % Achieved at 30% and Above		Total Wrote	Achieved 30 - 100% % Achieved at 30% and Above		Total Wrote	Achieved 30 - 100% % Achieved at 30% and Above				
CHRIS HANI WEST	IKWEZI SENIOR SECONDARY SCHOOL	2018	4331020	2				45	26	57.8							55	53	96.4	34	13	38.2				52	28	53.8	27	13	48.1	19	10	52.6	14	8	57.1
	INDWE HIGH SCHOOL	2019	4331021	4	7	5	71.4				13	10	76.9	11	9	81.8				15	14	93.3				18	17	94.4	8	7	87.5	21	14	66.7	16	14	87.5
	INDWE HIGH SCHOOL	2018	4331021	4	7	7	100				17	13	76.5	13	10	76.9				13	13	100				20	20	100	8	7	87.5	25	10	40	16	13	81.3
	INYATHI HIGH SCHOOL	2019	4331022	3	6	5	83.3	53	51	96.2	23	18	78.3	38	29	76.3	112	111	99.1	21	16	76.2				46	41	89.1	69	54	78.3	26	12	46.2	20	16	80
	INYATHI HIGH SCHOOL	2018	4331022	3	8	5	62.5	28	28	100	18	13	72.2	23	21	91.3	92	92	100	26	17	65.4				25	25	100	51	29	56.9	19	11	57.9	13	12	92.3
	ISIVIVANE SENIOR SECONDARY	2019	4331023	1				7	2	28.6							10	9	90	7	5	71.4				6	5	83.3	4	3	75	6	0	0	6	3	50
	ISIVIVANE SENIOR SECONDARY	2018	4331023	1				6	3	50							16	12	75	12	3	25				7	1	14.3	6	1	16.7	5	1	20	5	0	0
	J A CALATA SENIOR SECONDARY SCHOOL	2019	4331024	3	6	6	100	63	56	88.9	41	38	92.7				75	75	100				46	43	93.5	30	26	86.7	51	49	96.1	18	12	66.7	14	13	92.9
	J A CALATA SENIOR SECONDARY SCHOOL	2018	4331024	3	13	7	53.8	83	64	77.1	49	32	65.3				101	101	100				55	55	100	52	45	86.5	71	64	90.1	22	12	54.5	12	12	100
	JOE SLOVO FREEDOM HIGH SCHOOL	2019	4331025	3	10	9	90	10	9	90	11	7	63.6	11	9	81.8	90	90	100	44	22	50	42	33	78.6	12	10	83.3	41	30	73.2	19	7	36.8	9	9	100
	JOE SLOVO FREEDOM HIGH SCHOOL	2018	4331025	3	10	4	40	15	12	80	10	6	60	10	9	90	112	111	99.1	65	29	44.6	70	57	81.4	15	11	73.3	65	42	64.6	20	9	45	10	8	80
	JOHN NOAH HIGH SCHOOL	2019	4331026	3	4	4	100	10	9	90	6	5	83.3	6	6	100	56	54	96.4	27	17	63	12	12	100	23	8	34.8	47	16	34	9	6	66.7	8	4	50
	JOHN NOAH HIGH SCHOOL	2018	4331026	3	15	5	33.3	20	11	55	26	7	26.9	26	11	42.3	85	84	98.8	45	12	26.7	20	9	45	33	13	39.4	73	14	19.2	13	7	53.8	9	3	33.3
	KHANYA HIGH SCHOOL	2019	4331027	3	13	3	23.1				16	8	50	16	11	68.8	29	29	100				13	4	30.8	11	2	18.2	16	8	50	11	0	0			
KHANYA HIGH SCHOOL	2018	4331027	3	5	1	20				6	1	16.7	5	4	80	29	27	93.1				22	10	45.5	22	2	9.1	24	4	16.7	5	0	0				

Province Districts	Centre Name	Year	Centre Number	Quintile	Subject Description																																
					Accounting			Agricultural Sciences			Business Studies			Economics			English First Additional Language			Geography			History			Life Sciences			Mathematical Literacy			Mathematics			Physical Sciences		
					Total Wrote	Achieved 30 - 100% % Achieved at 30% and Above		Total Wrote	Achieved 30 - 100% % Achieved at 30% and Above		Total Wrote	Achieved 30 - 100% % Achieved at 30% and Above		Total Wrote	Achieved 30 - 100% % Achieved at 30% and Above		Total Wrote	Achieved 30 - 100% % Achieved at 30% and Above		Total Wrote	Achieved 30 - 100% % Achieved at 30% and Above		Total Wrote	Achieved 30 - 100% % Achieved at 30% and Above		Total Wrote	Achieved 30 - 100% % Achieved at 30% and Above		Total Wrote	Achieved 30 - 100% % Achieved at 30% and Above		Total Wrote	Achieved 30 - 100% % Achieved at 30% and Above				
CHRIS HANI WEST	KOPANO SENIOR SECONDARY SCHOOL	2019	4331028	3				15	12	80				5	3	60	17	17	100				11	9	81.8	5	4	80	10	0	0						
	KOPANO SENIOR SECONDARY SCHOOL	2018	4331028	3	6	4	66.7	13	5	38.5				10	5	50	31	30	96.8	20	15	75				15	8	53.3	14	11	78.6	11	1	9.1			
	KWA-KOMANI COMP	2019	4331029	3	12	10	83.3				25	17	68	25	20	80	139	137	98.6	56	33	58.9	29	21	72.4	74	47	63.5	37	19	51.4	75	29	38.7	56	41	73.2
	KWA-KOMANI COMP	2018	4331029	3	15	14	93.3				10	7	70	15	15	100	194	194	100	28	23	82.1	30	30	100	96	64	66.7	31	23	74.2	98	40	40.8	91	48	52.7
	KWA-MHLONTLO SENIOR SECONDARY SCHOOL	2019	4331030	1				15	15	100	6	3	50				41	37	90.2				6	6	100	21	13	61.9	25	10	40	16	10	62.5	11	10	90.9
	KWA-MHLONTLO SENIOR SECONDARY SCHOOL	2018	4331030	1	10	7	70	33	25	75.8	10	5	50	10	5	50	57	52	91.2				8	6	75	33	13	39.4	24	8	33.3	34	11	32.4	16	4	25
	LAVELILANGA SENIOR SECONDARY SCHOOL	2019	4331031	3				19	3	15.8							24	16	66.7				21	15	71.4				19	6	31.6						
	LAVELILANGA SENIOR SECONDARY SCHOOL	2018	4331031	3				17	3	17.6							21	20	95.2				21	15	71.4				17	6	35.3						
	LINGELIHLE SENIOR SECONDARY SCHOOL	2019	4331032	3	6	4	66.7	27	9	33.3	9	9	100	6	4	66.7	66	66	100	9	7	77.8	37	31	83.8	20	13	65	32	24	75	10	6	60	7	7	100
	LINGELIHLE SENIOR SECONDARY SCHOOL	2018	4331032	3	9	5	55.6	20	9	45	14	8	57.1	8	3	37.5	89	86	96.6	27	17	63	16	14	87.5	40	14	35	41	20	48.8	25	4	16	19	12	63.2
	LUKHANYO HIGH SCHOOL	2019	4331033	2	3	3	100				6	4	66.7	10	4	40	49	38	77.6	15	12	80	8	4	50	11	4	36.4	9	8	88.9	8	3	37.5	7	4	57.1
	LUKHANYO HIGH SCHOOL	2018	4331033	2	9	7	77.8				21	7	33.3	17	7	41.2	60	59	98.3	28	21	75	18	10	55.6	43	8	18.6	21	18	85.7	19	5	26.3	6	3	50

Province Districts	Centre Name	Year	Centre Number	Quintile	Subject Description																																	
					Accounting			Agricultural Sciences			Business Studies			Economics			English First Additional Language			Geography			History			Life Sciences			Mathematical Literacy			Mathematics			Physical Sciences			
					Total Wrote	Achieved 30 - 100% % Achieved at 30% and Above		Total Wrote	Achieved 30 - 100% % Achieved at 30% and Above		Total Wrote	Achieved 30 - 100% % Achieved at 30% and Above		Total Wrote	Achieved 30 - 100% % Achieved at 30% and Above		Total Wrote	Achieved 30 - 100% % Achieved at 30% and Above		Total Wrote	Achieved 30 - 100% % Achieved at 30% and Above		Total Wrote	Achieved 30 - 100% % Achieved at 30% and Above		Total Wrote	Achieved 30 - 100% % Achieved at 30% and Above		Total Wrote	Achieved 30 - 100% % Achieved at 30% and Above		Total Wrote	Achieved 30 - 100% % Achieved at 30% and Above		Total Wrote	Achieved 30 - 100% % Achieved at 30% and Above		
CHRIS HANI WEST	LUVUYO LERUMO SCHOOL	2019	4331034	3	14	7	50	15	14	93.3	54	6	11.1	20	10	50	149	145	97.3	39	24	61.5	52	28	53.8	35	24	68.6	76	39	51.3	22	11	50	19	11	57.9	
	LUVUYO LERUMO SCHOOL	2018	4331034	3	14	6	42.9				44	13	29.5	22	9	40.9	120	120	100	67	32	47.8	55	28	50.9	41	25	61	77	40	51.9	20	6	30	12	7	58.3	
	MANZUZULU SENIOR SECPNDARY SCHOOL	2019	4331035	3	2	2	100				9	9	100				15	15	100							11	9	81.8	9	6	66.7	2	1	50				
	MANZUZULU SENIOR SECPNDARY SCHOOL	2018	4331035	3	16	4	25				44	8	18.2				50	47	94							34	19	55.9	44	20	45.5	6	0	0	6	5	83.3	
	MARIA LOUW HIGH SCHOOL	2019	4331036	4	44	34	77.3				81	67	82.7	39	28	71.8	25	25	100	90	82	91.1	39	39	100	89	71	79.8	132	109	82.6	32	26	81.3	20	19	95	
	MARIA LOUW HIGH SCHOOL	2018	4331036	4	31	23	74.2				64	40	62.5	43	35	81.4	24	24	100	69	63	91.3	25	24	96	60	53	88.3	72	66	91.7	35	30	85.7	24	20	83.3	
	MARLOW AGRICULTURAL HIGH SCHOOL	2019	4331037	3	4	4	100	13	13	100	17	13	76.5				37	37	100							8	5	62.5	29	29	100	8	8	100	6	6	100	
	MARLOW AGRICULTURAL HIGH SCHOOL	2018	4331037	3	7	7	100	6	6	100	17	17	100				35	35	100							20	19	95	20	20	100	15	15	100	10	9	90	
	MASIKHANYISE HIGH SCHOOL	2019	4331038	3	15	13	86.7	25	23	92	38	14	36.8	19	9	47.4	121	102	84.3	45	30	66.7	33	27	81.8	24	23	95.8	39	28	71.8	40	17	42.5	20	20	100	
	MASIKHANYISE HIGH SCHOOL	2018	4331038	3	6	6	100	12	12	100	29	19	65.5	5	3	60	53	51	96.2	25	20	80	21	21	100	12	12	100	10	5	50	31	7	22.6	12	11	91.7	
	MATTHEW GONIWE COMPREHENSIVE SCHOOL	2019	4331039	3				17	9	52.9	12	3	25				32	32	100							6	6	100	11	10	90.9	7	5	71.4	7	6	85.7	

Province Districts	Centre Name	Year	Centre Number	Quintile	Subject Description																																		
					Accounting			Agricultural Sciences			Business Studies			Economics			English First Additional Language			Geography			History			Life Sciences			Mathematical Literacy			Mathematics			Physical Sciences				
					Total Wrote	Achieved 30 - 100% % Achieved at 30% and Above		Total Wrote	Achieved 30 - 100% % Achieved at 30% and Above		Total Wrote	Achieved 30 - 100% % Achieved at 30% and Above		Total Wrote	Achieved 30 - 100% % Achieved at 30% and Above		Total Wrote	Achieved 30 - 100% % Achieved at 30% and Above		Total Wrote	Achieved 30 - 100% % Achieved at 30% and Above		Total Wrote	Achieved 30 - 100% % Achieved at 30% and Above		Total Wrote	Achieved 30 - 100% % Achieved at 30% and Above		Total Wrote	Achieved 30 - 100% % Achieved at 30% and Above		Total Wrote	Achieved 30 - 100% % Achieved at 30% and Above						
CHRIS HANI WEST	MATTHEW GONIWE COMPREHENSIVE SCHOOL	2018	4331039	3				28	12	42.9	12	7	58.3				47	46	97.9				5	2	40	7	7	100	17	10	58.8	2	1	50	2	0	0		
	MBEKWENI HIGH SCHOOL	2019	4331040	2							14	9	64.3				30	29	96.7	24	15	62.5				23	19	82.6	11	11	100	9	0	0					
	MBEKWENI HIGH SCHOOL	2018	4331040	2							29	17	58.6				53	51	96.2	45	28	62.2				45	31	68.9	22	8	36.4	27	4	14.8					
	MICHAUSDAL SECONDARY SCHOOL	2019	4331041	3	4	4	100				15	12	80				65	65	100	26	23	88.5	42	39	92.9	15	10	66.7	52	41	78.8	4	2	50					
	MICHAUSDAL SECONDARY SCHOOL	2018	4331041	3	2	2	100				30	12	40				90	90	100	43	31	72.1	47	45	95.7	27	15	55.6	76	44	57.9	2	2	100					
	MIDDELBURG HIGH SCHOOL	2019	4331042	4	6	6	100				23	20	87				29	29	100							19	18	94.7	18	18	100	11	9	81.8	6	6	100		
	MIDDELBURG HIGH SCHOOL	2018	4331042	4	3	3	100				23	9	39.1				32	32	100							15	14	93.3	20	19	95	12	12	100	9	9	100		
	MIDDELLAND SECONDARY SCHOOL	2019	4331043	2	4	4	100				16	10	62.5				126	126	100	98	79	80.6	86	70	81.4	66	19	28.8	111	69	62.2	8	1	12.5	7	7	100		
	MIDDELLAND SECONDARY SCHOOL	2018	4331043	2	15	6	40				42	22	52.4				104	104	100	79	68	86.1	42	42	100	72	38	52.8	88	62	70.5	10	6	60	9	8	88.9		
	MKAPUSI SENIOR SECONDARY SCHOOL	2019	4331044	2													21	15	71.4	13	11	84.6	15	10	66.7	11	9	81.8	8	8	100	3	1	33.3	4	0	0		
	MKAPUSI SENIOR SECONDARY SCHOOL	2018	4331044	2													22	19	86.4	20	13	65	15	12	80	21	6	28.6	15	9	60	6	0	0	6	2	33.3		
MOLTENO HIGH SCHOOL	2019	4331045	4							10	7	70										12	10	83.3				8	6	75	8	6	75	5	1	20	1	1	100

Province Districts	Centre Name	Year	Centre Number	Quintile	Subject Description																																
					Accounting			Agricultural Sciences			Business Studies			Economics			English First Additional Language			Geography			History			Life Sciences			Mathematical Literacy			Mathematics			Physical Sciences		
					Total Wrote	Achieved 30 - 100%	% Achieved at 30% and Above	Total Wrote	Achieved 30 - 100%	% Achieved at 30% and Above	Total Wrote	Achieved 30 - 100%	% Achieved at 30% and Above	Total Wrote	Achieved 30 - 100%	% Achieved at 30% and Above	Total Wrote	Achieved 30 - 100%	% Achieved at 30% and Above	Total Wrote	Achieved 30 - 100%	% Achieved at 30% and Above	Total Wrote	Achieved 30 - 100%	% Achieved at 30% and Above	Total Wrote	Achieved 30 - 100%	% Achieved at 30% and Above	Total Wrote	Achieved 30 - 100%	% Achieved at 30% and Above	Total Wrote	Achieved 30 - 100%	% Achieved at 30% and Above			
CHRIS HANI WEST	MOLTENO HIGH SCHOOL	2018	4331045	4	3	2	66.7			14	5	35.7			2	2	100	11	10	90.9			5	3	60	14	14	100									
	MOUNT ARTHUR SENIOR SECONDARY SCHOOL	2019	4331046	2	9	9	100	40	39	97.5	47	24	51.1	10	9	90	89	89	100	23	19	82.6			42	36	85.7	24	18	75	43	19	44.2	35	28	80	
	MOUNT ARTHUR SENIOR SECONDARY SCHOOL	2018	4331046	2	19	18	94.7	40	39	97.5	62	37	59.7	19	17	89.5	110	106	96.4	26	19	73.1			46	42	91.3	26	14	53.8	57	32	56.1	38	37	97.4	
	MTIRARA SENIOR SECONDARY SCHOOL	2019	4331047	1	15	8	53.3	19	14	73.7	33	12	36.4	15	6	40	74	66	89.2	48	36	75			54	38	70.4	38	31	81.6	24	10	41.7	16	12	75	
	MTIRARA SENIOR SECONDARY SCHOOL	2018	4331047	1	14	7	50	31	13	41.9	38	17	44.7	15	12	80	101	98	97	71	42	59.2			78	45	57.7	54	27	50	35	8	22.9	21	9	42.9	
	MZAMO SENIOR SECONDARY SCHOOL	2019	4331048	1	6	2	33.3				23	10	43.5	14	2	14.3	33	32	97	26	19	73.1			23	8	34.8	8	5	62.5	15	0	0	10	0	0	
	MZAMO SENIOR SECONDARY SCHOOL	2018	4331048	1	5	1	20				25	12	48	13	5	38.5	34	34	100	25	20	80			25	16	64	7	3	42.9	18	4	22.2	16	3	18.8	
	MZAMOMHLE HIGH SCHOOL	2019	4331049	2				12	8	66.7	8	2	25				12	12	100	4	4	100			12	10	83.3	7	7	100	5	2	40				
	MZAMOMHLE HIGH SCHOOL	2018	4331049	2				5	4	80	4	0	0	3	1	33.3	9	9	100	5	4	80			8	6	75	4	2	50	5	0	0				
	N MOTMAN PUBLIC SCHOOL	2019	4331050	3	25	19	76				61	49	80.3	34	19	55.9	106	100	94.3	42	28	66.7	39	33	84.6	37	35	94.6	58	33	56.9	48	13	27.1	32	18	56.3
	N MOTMAN PUBLIC SCHOOL	2018	4331050	3	17	15	88.2				33	26	78.8	44	20	45.5	99	92	92.9	44	17	38.6	52	41	78.8	21	21	100	68	36	52.9	25	13	52	13	8	61.5
NDLOVUKAZI HIGH SCHOOL	2019	4331051	3	5	4	80	44	42	95.5	7	3	42.9				109	105	96.3	56	54	96.4	33	28	84.8	57	56	98.2	43	31	72.1	57	38	66.7	51	42	82.4	



Province Districts	Centre Name	Year	Centre Number	Quintile	Subject Description																																			
					Accounting			Agricultural Sciences			Business Studies			Economics			English First Additional Language			Geography			History			Life Sciences			Mathematical Literacy			Mathematics			Physical Sciences					
					Total Wrote	Achieved 30 - 100%	% Achieved at 30% and Above	Total Wrote	Achieved 30 - 100%	% Achieved at 30% and Above	Total Wrote	Achieved 30 - 100%	% Achieved at 30% and Above	Total Wrote	Achieved 30 - 100%	% Achieved at 30% and Above	Total Wrote	Achieved 30 - 100%	% Achieved at 30% and Above	Total Wrote	Achieved 30 - 100%	% Achieved at 30% and Above	Total Wrote	Achieved 30 - 100%	% Achieved at 30% and Above	Total Wrote	Achieved 30 - 100%	% Achieved at 30% and Above	Total Wrote	Achieved 30 - 100%	% Achieved at 30% and Above	Total Wrote	Achieved 30 - 100%	% Achieved at 30% and Above						
CHRIS HANI WEST	NDLOVUKAZI HIGH SCHOOL	2018	4331051	3	17	8	47.1	87	83	95.4	19	12	63.2			135	134	99.3	59	55	93.2	26	23	88.5	72	69	95.8	60	45	75	65	44	67.7	59	48	81.4				
	NGUBENGCUKA SENIOR SECONDARY SCHOOL	2019	4331052	3							18	11	61.1	9	5	55.6	25	24	96							12	5	41.7	12	10	83.3	7	1	14.3	3	2	66.7			
	NGUBENGCUKA SENIOR SECONDARY SCHOOL	2018	4331052	3							17	5	29.4	7	1	14.3	26	25	96.2							11	6	54.5	11	8	72.7	3	1	33.3	3	3	100			
	NKWANCA HIGH SCHOOL	2019	4331053	3	27	23	85.2	12	10	83.3	67	24	35.8	68	41	60.3	207	206	99.5	42	36	85.7	84	72	85.7	90	45	50	109	95	87.2	48	16	33.3	19	16	84.2			
	NKWANCA HIGH SCHOOL	2018	4331053	3	11	11	100	18	16	88.9	32	17	53.1	37	25	67.6	157	157	100	26	26	100	54	54	100	84	59	70.2	68	52	76.5	48	32	66.7	37	27	73			
	NOMPUMELELO HIGH SCHOOL	2019	4331054	3	21	14	66.7	23	16	69.6	43	21	48.8	37	18	48.6	87	83	95.4	17	13	76.5	28	21	75	37	25	67.6	42	30	71.4	39	5	12.8	14	10	71.4			
	NOMPUMELELO HIGH SCHOOL	2018	4331054	3	14	4	28.6	27	18	66.7	32	3	9.4	28	7	25	94	92	97.9	24	8	33.3	39	28	71.8	65	23	35.4	49	26	53.1	40	7	17.5	18	12	66.7			
	NONKQUBELA SENIOR SECONDARY SCHOOL	2019	4331055	2	0	0		7	7	100	1	0	0	0	0		8	8	100							1	1	100	6	5	83.3	1	1	100	5	0	0	5	2	40
	NONKQUBELA SENIOR SECONDARY SCHOOL	2018	4331055	2	1	0	0	11	5	45.5	1	0	0	1	0	0	12	11	91.7				4	3	75	11	6	54.5	4	1	25	8	2	25	7	2	28.6			
	NONKULULEKO SENIOR SECONDARY SCHOOL	2019	4331056	1				9	6	66.7	4	2	50	4	1	25	9	8	88.9							5	3	60	4	3	75	5	0	0	5	1	20			
NONKULULEKO SENIOR SECONDARY SCHOOL	2018	4331056	1	5	1	20	6	6	100	4	4	100	5	3	60	12	12	100							7	3	42.9	4	2	50	7	1	14.3	7	3	42.9				
NTSOKOTHA SENIOR SECONDARY SCHOOL	2019	4331057	2	31	21	67.7	36	34	94.4	36	22	61.1	32	25	78.1	169	168	99.4	82	81	98.8	56	50	89.3	115	100	87	46	43	93.5	101	58	57.4	70	62	88.6				

Province Districts	Centre Name	Year	Centre Number	Quintile	Subject Description																																	
					Accounting			Agricultural Sciences			Business Studies			Economics			English First Additional Language			Geography			History			Life Sciences			Mathematical Literacy			Mathematics			Physical Sciences			
					Total Wrote	Achieved 30 - 100% % Achieved at 30% and Above		Total Wrote	Achieved 30 - 100% % Achieved at 30% and Above		Total Wrote	Achieved 30 - 100% % Achieved at 30% and Above		Total Wrote	Achieved 30 - 100% % Achieved at 30% and Above		Total Wrote	Achieved 30 - 100% % Achieved at 30% and Above		Total Wrote	Achieved 30 - 100% % Achieved at 30% and Above		Total Wrote	Achieved 30 - 100% % Achieved at 30% and Above		Total Wrote	Achieved 30 - 100% % Achieved at 30% and Above		Total Wrote	Achieved 30 - 100% % Achieved at 30% and Above		Total Wrote	Achieved 30 - 100% % Achieved at 30% and Above					
CHRIS HANI WEST	NTSOKOTHA SENIOR SECONDARY SCHOOL	2018	4331057	2	15	14	93.3	51	50	98	15	12	80	16	12	75	154	153	99.4	79	74	93.7	75	72	96	128	117	91.4	76	60	78.9	66	47	71.2	51	41	80.4	
	NTUNJA SENIOR SECONDARY SCHOOL	2019	4331061	1							12	6	50	12	8	66.7	17	11	64.7	10	9	90						6	2	33.3	7	0	0					
	NTUNJA SENIOR SECONDARY SCHOOL	2018	4331061	1							24	7	29.2	23	10	43.5	25	20	80	23	14	60.9						17	8	47.1	7	0	0					
	NZIMANKULU SENIOR SECONDARY SCHOOL	2019	4331059	1	8	7	87.5	28	28	100	38	22	57.9	8	8	100	91	90	98.9	52	38	73.1	23	13	56.5	33	26	78.8	36	20	55.6	36	9	25	28	3	10.7	
	NZIMANKULU SENIOR SECONDARY SCHOOL	2018	4331059	1	16	13	81.3	19	12	63.2	59	35	59.3	17	16	94.1	142	138	97.2	70	48	68.6	59	40	67.8	49	39	79.6	95	37	38.9	33	8	24.2	19	11	57.9	
	OLIVET PRIVATE SCHOOL	2019	4332062	99							16	11	68.8				8	8	100							16	14	87.5	11	11	100	5	5	100	5	4	80	
	OLIVET PRIVATE SCHOOL	2018	4332062	99							9	7	77.8				5	5	100							9	8	88.9	5	5	100	4	4	100	4	4	100	
	PAKAMANI SENIOR SECONDARY SCHOOL	2019	4331094	3				20	11	55							20	18	90	13	12	92.3				13	8	61.5	8	7	87.5	5	4	80				
	PHAKAMA HOFMEYR HIGH SCHOOL	2019	4331063	1				4	0	0							25	25	100				18	11	61.1	16	7	43.8	21	10	47.6							
	PHAKAMA HOFMEYR HIGH SCHOOL	2018	4331063	1				9	5	55.6							27	26	96.3	4	2	50	21	15	71.4	18	11	61.1	27	17	63							
	PHAKAMANI SENIOR SECONDARY SCHOOL	2019	4331064	2				8	5	62.5	4	0	0				8	7	87.5	4	2	50				7	4	57.1	5	4	80	3	0	0				
	PHAKAMANI SENIOR SECONDARY SCHOOL	2018	4331064	2				9	6	66.7	13	5	38.5	13	9	69.2	19	17	89.5	5	4	80				16	12	75	12	6	50	7	4	57.1				

Province Districts	Centre Name	Year	Centre Number	Quintile	Subject Description																																	
					Accounting			Agricultural Sciences			Business Studies			Economics			English First Additional Language			Geography			History			Life Sciences			Mathematical Literacy			Mathematics			Physical Sciences			
					Total Wrote	Achieved 30 - 100% % Achieved at 30% and Above		Total Wrote	Achieved 30 - 100% % Achieved at 30% and Above		Total Wrote	Achieved 30 - 100% % Achieved at 30% and Above		Total Wrote	Achieved 30 - 100% % Achieved at 30% and Above		Total Wrote	Achieved 30 - 100% % Achieved at 30% and Above		Total Wrote	Achieved 30 - 100% % Achieved at 30% and Above		Total Wrote	Achieved 30 - 100% % Achieved at 30% and Above		Total Wrote	Achieved 30 - 100% % Achieved at 30% and Above		Total Wrote	Achieved 30 - 100% % Achieved at 30% and Above		Total Wrote	Achieved 30 - 100% % Achieved at 30% and Above					
CHRIS HANI WEST	PUMLANI SENIOR SECONDARY SCHOOL	2019	4331065	1	10	3	30	14	6	42.9	8	4	50	10	5	50	76	73	96.1	33	27	81.8				29	16	55.2	10	8	80	44	27	61.4	37	7	18.9	
	PUMLANI SENIOR SECONDARY SCHOOL	2018	4331065	1	6	4	66.7	26	17	65.4	5	4	80	5	5	100	61	58	95.1	33	27	81.8				35	29	82.9	9	9	100	30	28	93.3	18	12	66.7	
	QUEEN'S COLLEGE BOYS' HIGH SCHOOL	2019	4331066	5	12	12	100				64	50	78.1								43	43	100	40	40	100	26	26	100	42	42	100	41	35	85.4	25	25	100
	QUEEN'S COLLEGE BOYS' HIGH SCHOOL	2018	4331066	5	19	18	94.7				66	51	77.3								45	44	97.8	49	49	100	38	38	100	58	58	100	38	35	92.1	31	31	100
	QUEENSTOWN GIRLS HIGH SCHOOL	2019	4331067	5	23	22	95.7				52	51	98.1								16	16	100	60	60	100	60	59	98.3	37	37	100	55	48	87.3	26	26	100
	QUEENSTOWN GIRLS HIGH SCHOOL	2018	4331067	5	36	36	100				71	68	95.8								13	12	92.3	57	57	100	58	57	98.3	36	36	100	65	61	93.8	20	20	100
	RAYMOND MHLABA SENIOR SECONDARY	2019	4331068	3							5	1	20				55	55	100	50	35	70	51	49	96.1	20	16	80	47	33	70.2	6	2	33.3	3	1	33.3	
	RAYMOND MHLABA SENIOR SECONDARY	2018	4331068	3	8	1	12.5				9	3	33.3				37	37	100	25	17	68	24	20	83.3	12	8	66.7	29	16	55.2	4	0	0	5	0	0	
	ROYAL ACADEMY	2019	4332069	99	12	6	50				22	7	31.8								19	14	73.7	15	14	93.3	16	12	75	13	10	76.9	18	9	50	8	7	87.5
	ROYAL ACADEMY	2018	4332069	99	14	3	21.4				39	10	25.6								36	24	66.7	21	16	76.2	28	22	78.6	34	22	64.7	16	8	50	11	5	45.5
	SADA SCHOOL OF EXCELLENCE	2019	4331090	1				6	6	100							6	6	100				6	6	100	6	4	66.7	6	5	83.3							
	SADA SCHOOL OF EXCELLENCE	2018	4331090	1				6	5	83.3							8	8	100				7	6	85.7	7	6	85.7	6	6	100							
SIBONILE SENIOR SECONDARY SCHOOL	2019	4331070	3				9	9	100							11	9	81.8	4	3	75				9	9	100	6	4	66.7	5	0	0					

Province Districts	Centre Name	Year	Centre Number	Quintile	Subject Description																																
					Accounting			Agricultural Sciences			Business Studies			Economics			English First Additional Language			Geography			History			Life Sciences			Mathematical Literacy			Mathematics			Physical Sciences		
					Total Wrote	Achieved 30 - 100% % Achieved at 30% and Above		Total Wrote	Achieved 30 - 100% % Achieved at 30% and Above		Total Wrote	Achieved 30 - 100% % Achieved at 30% and Above		Total Wrote	Achieved 30 - 100% % Achieved at 30% and Above		Total Wrote	Achieved 30 - 100% % Achieved at 30% and Above		Total Wrote	Achieved 30 - 100% % Achieved at 30% and Above		Total Wrote	Achieved 30 - 100% % Achieved at 30% and Above		Total Wrote	Achieved 30 - 100% % Achieved at 30% and Above		Total Wrote	Achieved 30 - 100% % Achieved at 30% and Above		Total Wrote	Achieved 30 - 100% % Achieved at 30% and Above				
CHRIS HANI WEST	SIBONILE SENIOR SECONDARY SCHOOL	2018	4331070	3				13	7	53.8							13	13	100	8	4	50				13	8	61.5	8	7	87.5	5	2	40			
	SIBUYELE COMBINED SCHOOL	2019	4331071	2				13	10	76.9	23	12	52.2				37	37	100							36	17	47.2	19	16	84.2	18	6	33.3	14	10	71.4
	SIBUYELE COMBINED SCHOOL	2018	4331071	2	11	6	54.5	23	18	78.3	19	5	26.3				38	36	94.7							32	25	78.1	13	10	76.9	24	15	62.5	20	18	90
	SIJONGEPHAMBILI	2018	4331072	3				11	2	18.2				11	2	18.2	9	4	44.4							11	2	18.2	11	2	18.2						
	SIYAPHAKAMA SENIOR SECONDARY SCHOOL	2019	4331073	3	9	6	66.7	29	18	62.1	27	9	33.3	11	6	54.5	40	40	100	27	21	77.8							25	23	92	12	7	58.3	12	6	50
	SIYAPHAKAMA SENIOR SECONDARY SCHOOL	2018	4331073	3	8	7	87.5	20	11	55	24	10	41.7	12	8	66.7	28	28	100	16	9	56.3							21	15	71.4	7	5	71.4	4	2	50
	SIZAMILE SENIOR SECONDARY SCHOOL	2018	4331074	3				5	5	100							15	15	100	9	5	55.6				11	9	81.8				5	0	0			
	SOSEBENZA SENIOR SECONDARY SCHOOL	2019	4331075	2				16	8	50							16	15	93.8	10	3	30				16	5	31.3	10	4	40	6	3	50	6	1	16.7
	SOSEBENZA SENIOR SECONDARY SCHOOL	2018	4331075	2	6	2	33.3	23	9	39.1	6	1	16.7	6	1	16.7	30	28	93.3	12	1	8.3				22	7	31.8	11	2	18.2	17	2	11.8	11	2	18.2
	SOVUKA SIKHANYE HIGH SCHOOL	2019	4331076	2				16	8	50							16	12	75	16	10	62.5				16	7	43.8	15	10	66.7	1	0	0			
	SOVUKA SIKHANYE HIGH SCHOOL	2018	4331076	2				12	3	25							12	9	75	12	5	41.7				12	4	33.3	10	3	30	1	0	0			
	SOYISILE SENIOR SECONDARY SCHOOL	2019	4331077	2				17	16	94.1	13	8	61.5	29	20	69	36	33	91.7							19	11	57.9	16	8	50	12	0	0			
SOYISILE SENIOR SECONDARY SCHOOL	2018	4331077	2				14	11	78.6	6	2	33.3	21	13	61.9	24	24	100							15	9	60	14	7	50	7	2	28.6				

Province Districts	Centre Name	Year	Centre Number	Quintile	Subject Description																																											
					Accounting			Agricultural Sciences			Business Studies			Economics			English First Additional Language			Geography			History			Life Sciences			Mathematical Literacy			Mathematics			Physical Sciences													
					Total Wrote	Achieved 30 - 100% % Achieved at 30% and Above		Total Wrote	Achieved 30 - 100% % Achieved at 30% and Above		Total Wrote	Achieved 30 - 100% % Achieved at 30% and Above		Total Wrote	Achieved 30 - 100% % Achieved at 30% and Above		Total Wrote	Achieved 30 - 100% % Achieved at 30% and Above		Total Wrote	Achieved 30 - 100% % Achieved at 30% and Above		Total Wrote	Achieved 30 - 100% % Achieved at 30% and Above		Total Wrote	Achieved 30 - 100% % Achieved at 30% and Above		Total Wrote	Achieved 30 - 100% % Achieved at 30% and Above		Total Wrote	Achieved 30 - 100% % Achieved at 30% and Above															
CHRIS HANI WEST	TAMBEKILE SENIOR SECONDARY SCHOOL	2019	4331078	2	6	6	100		9	8	88.9		6	6	100				52	52	100		14	14	100		14	14	100		38	25	65.8		14	14	100		21	3	14.3		15	7	46.7			
	TAMBEKILE SENIOR SECONDARY SCHOOL	2018	4331078	2	16	10	62.5		17	12	70.6		16	11	68.8				77	74	96.1		12	8	66.7		18	18	100		35	25	71.4		11	9	81.8		40	4	10		22	13	59.1			
	TARKASTAD HIGH SCHOOL	2019	4331079	4									26	12	46.2				7	7	100					31	31	100		17	16	94.1		26	26	100		5	4	80		5	5	100				
	TARKASTAD HIGH SCHOOL	2018	4331079	4									22	15	68.2				4	4	100					28	28	100		17	17	100		22	22	100		6	6	100		6	6	100				
	THOZAMISA SENIOR SECONDARY SCHOOL	2019	4331080	2	1	1	100						5	1	20		1	1	100	25	25	100		14	12	85.7		8	8	100		6	4	66.7		9	8	88.9		6	5	83.3		9	2	22.2		
	THOZAMISA SENIOR SECONDARY SCHOOL	2018	4331080	2	8	4	50						4	4	100		4	4	100	29	28	96.6		16	13	81.3		4	4	100		10	8	80		4	3	75		12	6	50		8	6	75		
	VELALANGA SENIOR SECONDARY SCHOOL	2019	4331081	3									13	3	23.1		13	3	23.1	15	14	93.3									13	2	15.4		15	12	80											
	VELALANGA SENIOR SECONDARY SCHOOL	2018	4331081	3									7	4	57.1		8	2	25		9	9	100								7	5	71.4		8	5	62.5											
	VUSELELA COMBINED SCHOOL	2019	4331083	2									13	13	100		27	23	85.2		27	27	100					14	13	92.9		13	12	92.3		14	9	64.3		13	2	15.4						
	VUSELELA COMBINED SCHOOL	2018	4331083	2									9	8	88.9		21	15	71.4		3	0	0		21	20	95.2		12	11	91.7		9	9	100		12	5	41.7		9	6	66.7					
	W B RUBUSANA SENIOR SECONDARY SCHOOL	2019	4331084	3	4	1	25		17	9	52.9		33	10	30.3		4	2	50	129	125	96.9		92	55	59.8		60	41	68.3		26	18	69.2		78	42	53.8		22	8	36.4		21	10	47.6		
	W B RUBUSANA SENIOR SECONDARY SCHOOL	2018	4331084	3	15	11	73.3		42	32	76.2		32	10	31.3		17	4	23.5	108	101	93.5		55	37	67.3		13	11	84.6		40	34	85		56	35	62.5		18	8	44.4		15	8	53.3		

Province Districts	Centre Name	Year	Centre Number	Quintile	Subject Description																																			
					Accounting			Agricultural Sciences			Business Studies			Economics			English First Additional Language			Geography			History			Life Sciences			Mathematical Literacy			Mathematics			Physical Sciences					
					Total Wrote	Achieved 30 - 100% % Achieved at 30% and Above		Total Wrote	Achieved 30 - 100% % Achieved at 30% and Above		Total Wrote	Achieved 30 - 100% % Achieved at 30% and Above		Total Wrote	Achieved 30 - 100% % Achieved at 30% and Above		Total Wrote	Achieved 30 - 100% % Achieved at 30% and Above		Total Wrote	Achieved 30 - 100% % Achieved at 30% and Above		Total Wrote	Achieved 30 - 100% % Achieved at 30% and Above		Total Wrote	Achieved 30 - 100% % Achieved at 30% and Above		Total Wrote	Achieved 30 - 100% % Achieved at 30% and Above		Total Wrote	Achieved 30 - 100% % Achieved at 30% and Above							
CHRIS HANI WEST	ZAMOKUHLE SENIOR SECONDARY SCHOOL	2019	4331085	3	6	3	50	10	10	100	10	2	20	11	2	18.2	30	28	93.3				14	11	78.6	10	8	80	5	4	80	12	2	16.7						
	ZAMOKUHLE SENIOR SECONDARY SCHOOL	2018	4331085	3				21	12	57.1	37	12	32.4	28	11	39.3	50	45	90				21	15	71.4	14	6	42.9	37	8	21.6	13	0	0						
	ZANABANTU HIGH SCHOOL	2019	4331086	3				12	10	83.3				6	2	33.3	12	12	100							12	9	75	6	3	50	6	2	33.3	6	2	33.3			
	ZANABANTU HIGH SCHOOL	2018	4331086	3				24	19	79.2				14	12	85.7	24	24	100							24	22	91.7	12	9	75	8	3	37.5	6	0	0			
	ZOLANI JUNIOR SECONDARY SCHOOL	2019	4331088	3				24	19	79.2	30	8	26.7				52	50	96.2	31	17	54.8				24	21	87.5	30	18	60	22	7	31.8	19	14	73.7			
	ZOLANI JUNIOR SECONDARY SCHOOL	2018	4331088	3	7	1	14.3	16	13	81.3	36	5	13.9	7	1	14.3	47	46	97.9	26	7	26.9				15	12	80	27	8	29.6	22	6	27.3	14	9	64.3			
	ZWELEDINGA HIGH SCHOOL	2019	4331089	2				2	2	100	10	8	80				52	50	96.2	37	30	81.1				49	35	71.4	32	21	65.6	17	12	70.6	9	9	100			
	ZWELEDINGA HIGH SCHOOL	2018	4331089	2							15	11	73.3				56	48	85.7	45	33	73.3				56	32	57.1	32	15	46.9	19	10	52.6	7	6	85.7			
JOE GOABI	ALIWAL NORTH HIGH SCHOOL	2019	4271001	5	16	16	100				59	54	91.5				36	36	100	25	24	96	37	37	100	60	54	90	66	65	98.5	31	30	96.8	16	16	100			
	ALIWAL NORTH HIGH SCHOOL	2018	4271001	5	5	5	100				64	52	81.3				42	42	100	29	27	93.1	31	31	100	59	59	100	61	59	96.7	31	31	100	17	16	94.1			
	BARKLY EAST HIGH SCHOOL	2019	4271002	4	3	3	100				14	11	78.6											12	10	83.3	5	4	80	11	10	90.9	6	6	100	3	3	100		
	BARKLY EAST HIGH SCHOOL	2018	4271002	4	7	7	100				33	24	72.7											28	27	96.4	13	13	100	23	23	100	14	9	64.3	8	7	87.5		

Province Districts	Centre Name	Year	Centre Number	Quintile	Subject Description																																
					Accounting			Agricultural Sciences			Business Studies			Economics			English First Additional Language			Geography			History			Life Sciences			Mathematical Literacy			Mathematics			Physical Sciences		
					Total Wrote	Achieved 30 - 100% % Achieved at 30% and Above		Total Wrote	Achieved 30 - 100% % Achieved at 30% and Above		Total Wrote	Achieved 30 - 100% % Achieved at 30% and Above		Total Wrote	Achieved 30 - 100% % Achieved at 30% and Above		Total Wrote	Achieved 30 - 100% % Achieved at 30% and Above		Total Wrote	Achieved 30 - 100% % Achieved at 30% and Above		Total Wrote	Achieved 30 - 100% % Achieved at 30% and Above		Total Wrote	Achieved 30 - 100% % Achieved at 30% and Above		Total Wrote	Achieved 30 - 100% % Achieved at 30% and Above		Total Wrote	Achieved 30 - 100% % Achieved at 30% and Above				
JOE GOABI	BETHANIA SENIOR SECONDARY SCHOOL	2019	4271003	1	12	12	100	12	12	100	14	13	92.9	14	13	92.9	52	49	94.2	23	20	87	4	4	100	33	31	93.9	16	12	75	32	16	50	28	27	96.4
	BETHANIA SENIOR SECONDARY SCHOOL	2018	4271003	1	2	2	100	4	4	100	2	2	100	2	2	100	12	12	100	6	6	100				10	10	100	2	2	100	10	8	80	9	9	100
	BISHOP DEMONT SECONDARY SCHOOL	2019	4271004	3	7	7	100				21	11	52.4	10	6	60	14	14	100	19	13	68.4	23	19	82.6	9	4	44.4	27	23	85.2	3	1	33.3	4	1	25
	BISHOP DEMONT SECONDARY SCHOOL	2018	4271004	3	7	6	85.7				40	18	45	8	6	75	35	34	97.1	34	24	70.6	46	30	65.2	20	13	65	37	25	67.6	15	3	20	12	4	33.3
	BLIKANA SENIOR SECONDARY SCHOOL	2019	4271005	2				25	12	48							44	42	95.5	25	18	72	4	4	100	35	21	60	24	12	50	14	8	57.1	14	11	78.6
	BLIKANA SENIOR SECONDARY SCHOOL	2018	4271005	2				22	6	27.3							69	65	94.2	46	19	41.3	16	12	75	42	24	57.1	32	9	28.1	18	9	50	20	13	65
	BURGERSDORP HIGH SCHOOL	2019	4271006	4	10	10	100				27	23	85.2				27	27	100	12	12	100				32	27	84.4	41	38	92.7	14	13	92.9	5	5	100
	BURGERSDORP HIGH SCHOOL	2018	4271006	4	7	6	85.7				24	14	58.3				29	29	100	1	1	100				29	26	89.7	34	31	91.2	10	10	100	8	8	100
	DINIZULU SENIOR SECONDARY SCHOOL	2019	4271008	2	1	1	100	13	10	76.9	23	22	95.7	20	19	95	43	41	95.3				28	28	100	17	12	70.6	26	18	69.2	7	5	71.4	5	5	100
	DINIZULU SENIOR SECONDARY SCHOOL	2018	4271008	2				12	8	66.7	29	8	27.6	24	8	33.3	52	47	90.4				29	25	86.2	21	8	38.1	26	7	26.9	7	5	71.4	7	5	71.4
	EBENEZER NYATHI SENIOR SECONDARY	2019	4271009	3	16	12	75	25	25	100	13	10	76.9	11	11	100	82	81	98.8				33	31	93.9	51	27	52.9	21	19	90.5	33	8	24.2	23	22	95.7
	EBENEZER NYATHI SENIOR SECONDARY	2018	4271009	3	12	9	75	27	24	88.9	13	10	76.9	15	10	66.7	98	97	99	34	31	91.2	40	39	97.5	55	47	85.5	31	15	48.4	37	12	32.4	28	17	60.7



Province Districts	Centre Name	Year	Centre Number	Quintile	Subject Description																																
					Accounting			Agricultural Sciences			Business Studies			Economics			English First Additional Language			Geography			History			Life Sciences			Mathematical Literacy			Mathematics			Physical Sciences		
					Total Wrote	Achieved 30 - 100% % Achieved at 30% and Above		Total Wrote	Achieved 30 - 100% % Achieved at 30% and Above		Total Wrote	Achieved 30 - 100% % Achieved at 30% and Above		Total Wrote	Achieved 30 - 100% % Achieved at 30% and Above		Total Wrote	Achieved 30 - 100% % Achieved at 30% and Above		Total Wrote	Achieved 30 - 100% % Achieved at 30% and Above		Total Wrote	Achieved 30 - 100% % Achieved at 30% and Above		Total Wrote	Achieved 30 - 100% % Achieved at 30% and Above		Total Wrote	Achieved 30 - 100% % Achieved at 30% and Above		Total Wrote	Achieved 30 - 100% % Achieved at 30% and Above				
JOE GQABI	EDWARD ZIBI SENIOR SECONDARY SCHOOL	2019	4271010	1				102	93	91.2							107	105	98.1	45	42	93.3				106	90	84.9	26	22	84.6	78	10	12.8	16	11	68.8
	EDWARD ZIBI SENIOR SECONDARY SCHOOL	2018	4271010	1				47	31	66	23	7	30.4	22	14	63.6	85	74	87.1	30	15	50				61	35	57.4	31	10	32.3	48	11	22.9	10	8	80
	EGQILI SENIOR SECONDARY SCHOOL	2019	4271011	3	9	9	100	38	34	89.5	53	35	66	43	13	30.2	128	128	100	36	14	38.9	38	37	97.4	38	29	76.3	76	52	68.4	30	15	50	28	16	57.1
	EGQILI SENIOR SECONDARY SCHOOL	2018	4271011	3	17	14	82.4	39	38	97.4	55	43	78.2	35	24	68.6	146	146	100	48	33	68.8	48	47	97.9	39	38	97.4	76	58	76.3	34	19	55.9	37	25	67.6
	ETHEMBENI SENIOR SECONDARY SCHOOL	2019	4271012	3	12	10	83.3	37	27	73	9	7	77.8	15	11	73.3	97	96	99	52	37	71.2	33	27	81.8	19	19	100	64	46	71.9	20	12	60	15	12	80
	ETHEMBENI SENIOR SECONDARY SCHOOL	2018	4271012	3	6	5	83.3	45	24	53.3	11	10	90.9	12	9	75	93	85	91.4	24	15	62.5	49	30	61.2	21	20	95.2	59	33	55.9	18	14	77.8	15	11	73.3
	FRANK ZIBI AGRICULTURAL HIGH SCHOOL	2019	4271051	3				23	21	91.3							23	23	100							23	19	82.6				23	7	30.4	14	8	57.1
	IMPUMELELO SENIOR SECONDARY SCHOOL	2019	4271013	3				40	20	50							53	51	96.2	14	13	92.9	14	10	71.4	38	19	50	12	4	33.3	35	4	11.4	35	11	31.4
	IMPUMELELO SENIOR SECONDARY SCHOOL	2018	4271013	3				46	16	34.8							81	70	86.4	37	14	37.8	41	25	61	40	26	65	37	11	29.7	40	4	10	40	9	22.5
	JAMANGILE SENIOR SECONDARY SCHOOL	2019	4271014	2	5	5	100	8	8	100	12	11	91.7	4	4	100	36	34	94.4	10	9	90				10	8	80	12	9	75	11	3	27.3	7	6	85.7
	JAMANGILE SENIOR SECONDARY SCHOOL	2018	4271014	2	11	11	100	7	5	71.4	18	11	61.1	12	8	66.7	62	60	96.8	19	14	73.7				15	14	93.3	17	11	64.7	22	10	45.5	9	7	77.8
	JONAS GODUKA SENIOR SECONDARY SCHOOL	2019	4271015	2				21	14	66.7	12	1	8.3				30	30	100				5	2	40	24	12	50	9	5	55.6	10	2	20	12	4	33.3

Province Districts	Centre Name	Year	Centre Number	Quintile	Subject Description																																			
					Accounting			Agricultural Sciences			Business Studies			Economics			English First Additional Language			Geography			History			Life Sciences			Mathematical Literacy			Mathematics			Physical Sciences					
					Total Wrote	Achieved 30 - 100% % Achieved at 30% and Above		Total Wrote	Achieved 30 - 100% % Achieved at 30% and Above		Total Wrote	Achieved 30 - 100% % Achieved at 30% and Above		Total Wrote	Achieved 30 - 100% % Achieved at 30% and Above		Total Wrote	Achieved 30 - 100% % Achieved at 30% and Above		Total Wrote	Achieved 30 - 100% % Achieved at 30% and Above		Total Wrote	Achieved 30 - 100% % Achieved at 30% and Above		Total Wrote	Achieved 30 - 100% % Achieved at 30% and Above		Total Wrote	Achieved 30 - 100% % Achieved at 30% and Above		Total Wrote	Achieved 30 - 100% % Achieved at 30% and Above							
JOE QQABI	JONAS GODUKA SENIOR SECONDARY SCHOOL	2018	4271015	2				12	10	83.3	9	2	22.2				28	28	100				7	4	57.1	15	8	53.3	6	3	50	8	4	50	9	5	55.6			
	KHANYA SENIOR SECONDARY SCHOOL	2019	4271016	1	30	30	100	83	75	90.4	30	30	100	30	30	100	178	176	98.9	52	49	94.2	30	28	93.3	115	101	87.8	44	38	86.4	122	69	56.6	108	90	83.3			
	KHANYA SENIOR SECONDARY SCHOOL	2018	4271016	1	31	30	96.8	77	68	88.3	29	26	89.7	29	29	100	156	149	95.5	41	28	68.3	40	37	92.5	77	68	88.3	44	32	72.7	103	60	58.3	74	66	89.2			
	KHORONG SENIOR SECONDARY SCHOOL	2019	4271017	1	43	34	79.1	92	77	83.7	49	33	67.3	48	28	58.3	224	212	94.6	80	53	66.3	42	31	73.8	125	86	68.8	89	38	42.7	132	30	22.7	90	48	53.3			
	KHORONG SENIOR SECONDARY SCHOOL	2018	4271017	1	27	19	70.4	39	22	56.4	30	10	33.3	30	17	56.7	124	101	81.5	58	33	56.9	35	26	74.3	56	46	82.1	58	25	43.1	62	19	30.6	41	23	56.1			
	KUYASA SENIOR SECONDARY SCHOOL	2019	4271018	1				7	7	100	10	6	60	11	10	90.9	19	19	100										8	7	87.5	9	8	88.9	8	6	75	7	7	100
	KUYASA SENIOR SECONDARY SCHOOL	2018	4271018	1				11	9	81.8	12	6	50	13	9	69.2	29	29	100							11	8	72.7	11	7	63.6	7	1	14.3	10	3	30			
	LADY GREY ACADEMY	2019	4271019	4	2	1	50				20	12	60				9	9	100							10	9	90	54	49	90.7	1	1	100						
	LADY GREY ACADEMY	2018	4271019	4	4	2	50				26	5	19.2				8	8	100	5	5	100				8	6	75	54	41	75.9	6	2	33.3	4	2	50			
	LEHANA SENIOR SECONDARY SCHOOL	2019	4271020	1	27	17	63	99	86	86.9	25	12	48	23	14	60.9	329	318	96.7	133	109	82	40	37	92.5	207	130	62.8	104	78	75	156	77	49.4	170	99	58.2			
	LEHANA SENIOR SECONDARY SCHOOL	2018	4271020	1	24	17	70.8	117	73	62.4	26	22	84.6	22	20	90.9	417	410	98.3	181	125	69.1	48	41	85.4	278	142	51.1	75	25	33.3	265	101	38.1	262	90	34.4			
	LUVUMELWANO SENIOR SECONDARY SCHOOL	2019	4271021	2	4	4	100	17	13	76.5	9	6	66.7	7	4	57.1	69	69	100	20	19	95	30	25	83.3	48	27	56.3	25	23	92	17	2	11.8	14	7	50			

Province Districts	Centre Name	Year	Centre Number	Quintile	Subject Description																																
					Accounting			Agricultural Sciences			Business Studies			Economics			English First Additional Language			Geography			History			Life Sciences			Mathematical Literacy			Mathematics			Physical Sciences		
					Total Wrote	Achieved 30 - 100%	% Achieved at 30% and Above	Total Wrote	Achieved 30 - 100%	% Achieved at 30% and Above	Total Wrote	Achieved 30 - 100%	% Achieved at 30% and Above	Total Wrote	Achieved 30 - 100%	% Achieved at 30% and Above	Total Wrote	Achieved 30 - 100%	% Achieved at 30% and Above	Total Wrote	Achieved 30 - 100%	% Achieved at 30% and Above	Total Wrote	Achieved 30 - 100%	% Achieved at 30% and Above	Total Wrote	Achieved 30 - 100%	% Achieved at 30% and Above	Total Wrote	Achieved 30 - 100%	% Achieved at 30% and Above	Total Wrote	Achieved 30 - 100%	% Achieved at 30% and Above			
JOE GOABI	LUVUMELWANO SENIOR SECONDARY SCHOOL	2018	4271021	2	9	7	77.8	23	21	91.3	13	10	76.9	14	4	28.6	89	85	95.5	35	22	62.9	42	38	90.5	61	47	77	39	28	71.8	27	13	48.1	19	6	31.6
	LUZIE DRIFT SENIOR SECONDARY SCHOOL	2019	4271022	1	13	13	100	22	22	100	28	26	92.9	29	28	96.6	68	67	98.5	28	23	82.1				26	24	92.3	27	23	85.2	34	8	23.5	17	16	94.1
	LUZIE DRIFT SENIOR SECONDARY SCHOOL	2018	4271022	1	13	12	92.3	56	46	82.1	30	17	56.7	45	31	68.9	83	83	100	16	12	75				34	34	100	28	19	67.9	50	14	28	28	24	85.7
	MACLEAR HIGH SCHOOL	2019	4271023	4	5	5	100	13	13	100	9	8	88.9				2	2	100	12	12	100				9	8	88.9	14	14	100	5	4	80	4	4	100
	MACLEAR HIGH SCHOOL	2018	4271023	4	8	8	100				15	13	86.7				4	4	100	16	15	93.8				9	9	100	16	16	100	8	7	87.5	8	8	100
	MALCOMESS SECODARY SCHOOL	2019	4271024	3	7	6	85.7	14	14	100	13	11	84.6	12	6	50	75	75	100	28	15	53.6	38	34	89.5	14	13	92.9	37	26	70.3	17	9	52.9	14	13	92.9
	MALCOMESS SECODARY SCHOOL	2018	4271024	3				14	14	100	39	14	35.9	38	10	26.3	122	116	95.1	47	22	46.8	56	51	91.1	14	10	71.4	86	55	64	14	6	42.9	14	6	42.9
	MALIKHANYE SENIOR SECONDARY SCHOOL	2019	4271025	3	4	4	100	12	8	66.7	4	4	100	3	3	100	83	74	89.2	23	7	30.4	47	34	72.3	41	15	36.6	36	22	61.1	16	11	68.8	14	4	28.6
	MALIKHANYE SENIOR SECONDARY SCHOOL	2018	4271025	3	3	0	0	15	11	73.3	3	1	33.3	2	1	50	70	69	98.6	19	8	42.1	31	29	93.5	26	15	57.7	25	15	60	9	6	66.7	10	3	30
	MASAKHANE SENIOR SECONDARY SCHOOL	2019	4271026	2	5	4	80	15	13	86.7	10	6	60	13	4	30.8	42	41	97.6	10	9	90	11	11	100	17	12	70.6	22	17	77.3	14	6	42.9	15	8	53.3
	MASAKHANE SENIOR SECONDARY SCHOOL	2018	4271026	2	3	1	33.3	17	10	58.8	7	4	57.1	4	2	50	52	47	90.4	9	7	77.8	12	7	58.3	23	9	39.1	13	6	46.2	13	6	46.2	16	5	31.3
	MEHLOMAKHULU SENIOR SECONDARY	2019	4271027	2				21	12	57.1	82	45	54.9	28	22	78.6	162	158	97.5	111	66	59.5				51	24	47.1	92	68	73.9	25	21	84	23	20	87

Province Districts	Centre Name	Year	Centre Number	Quintile	Subject Description																																
					Accounting			Agricultural Sciences			Business Studies			Economics			English First Additional Language			Geography			History			Life Sciences			Mathematical Literacy			Mathematics			Physical Sciences		
					Total Wrote	Achieved 30 - 100% % Achieved at 30% and Above		Total Wrote	Achieved 30 - 100% % Achieved at 30% and Above		Total Wrote	Achieved 30 - 100% % Achieved at 30% and Above		Total Wrote	Achieved 30 - 100% % Achieved at 30% and Above		Total Wrote	Achieved 30 - 100% % Achieved at 30% and Above		Total Wrote	Achieved 30 - 100% % Achieved at 30% and Above		Total Wrote	Achieved 30 - 100% % Achieved at 30% and Above		Total Wrote	Achieved 30 - 100% % Achieved at 30% and Above		Total Wrote	Achieved 30 - 100% % Achieved at 30% and Above		Total Wrote	Achieved 30 - 100% % Achieved at 30% and Above				
JOE GQABI	MEHLOMAKHULU SENIOR SECONDARY	2018	4271027	2				9	9	100	20	16	80	11	8	72.7	33	33	100	37	25	67.6				28	23	82.1	25	17	68	21	13	61.9	14	12	85.7
	MHLONTLO SENIOR SECONDARY SCHOOL	2019	4271028	1	5	5	100	7	7	100	11	6	54.5	5	5	100	26	23	88.5	8	7	87.5				18	10	55.6	9	7	77.8	12	1	8.3	9	2	22.2
	MHLONTLO SENIOR SECONDARY SCHOOL	2018	4271028	1	9	3	33.3	21	14	66.7	9	3	33.3	10	4	40	53	46	86.8	20	15	75				42	24	57.1	31	19	61.3	20	4	20	16	3	18.8
	MZOMHLE SENIOR SECONDARY	2019	4271029	2				5	4	80							46	44	95.7	26	16	61.5	26	26	100	25	13	52	23	18	78.3	5	2	40	5	3	60
	MZOMHLE SENIOR SECONDARY	2018	4271029	2				6	1	16.7							47	47	100	40	23	57.5	30	30	100	47	15	31.9	29	9	31	16	7	43.8	16	7	43.8
	NKULULEKO SENIOR SECONDARY SCHOOL	2019	4271030	3				12	10	83.3							48	46	95.8	19	17	89.5	30	23	76.7	28	15	53.6	18	15	83.3	8	3	37.5	10	2	20
	NKULULEKO SENIOR SECONDARY SCHOOL	2018	4271030	3				2	2	100							50	46	92	38	18	47.4	35	27	77.1	20	12	60	16	10	62.5	4	3	75	7	1	14.3
	NOMPUMELELO SENIOR SECONDARY SCHOOL	2019	4271031	2				20	12	60							26	24	92.3				19	13	68.4	21	10	47.6	14	7	50	6	2	33.3	6	1	16.7
	NOMPUMELELO SENIOR SECONDARY SCHOOL	2018	4271031	2				16	7	43.8							24	20	83.3				12	6	50	16	6	37.5	6	1	16.7	12	5	41.7	10	1	10
	NTLALO SENIOR SECONDARY SCHOOL	2019	4271032	3													67	65	97	23	12	52.2	30	24	80	35	19	54.3	26	14	53.8	11	6	54.5	11	5	45.5
	NTLALO SENIOR SECONDARY SCHOOL	2018	4271032	3													31	31	100	6	6	100	17	14	82.4	9	7	77.8	6	6	100	3	2	66.7	3	2	66.7
NYATHELA SENIOR SECONDARY SCHOOL	2019	4271033	2	9	9	100	27	26	96.3	10	9	90	10	8	80	44	44	100	11	11	100	14	14	100	14	12	85.7	12	12	100	23	3	13	14	9	64.3	

Province Districts	Centre Name	Year	Centre Number	Quintile	Subject Description																																
					Accounting			Agricultural Sciences			Business Studies			Economics			English First Additional Language			Geography			History			Life Sciences			Mathematical Literacy			Mathematics			Physical Sciences		
					Total Wrote	Achieved 30 - 100% % Achieved at 30% and Above		Total Wrote	Achieved 30 - 100% % Achieved at 30% and Above		Total Wrote	Achieved 30 - 100% % Achieved at 30% and Above		Total Wrote	Achieved 30 - 100% % Achieved at 30% and Above		Total Wrote	Achieved 30 - 100% % Achieved at 30% and Above		Total Wrote	Achieved 30 - 100% % Achieved at 30% and Above		Total Wrote	Achieved 30 - 100% % Achieved at 30% and Above		Total Wrote	Achieved 30 - 100% % Achieved at 30% and Above		Total Wrote	Achieved 30 - 100% % Achieved at 30% and Above		Total Wrote	Achieved 30 - 100% % Achieved at 30% and Above				
JOE GQABI	NYATHELA SENIOR SECONDARY SCHOOL	2018	4271033	2	15	9	60	48	28	58.3	15	5	33.3	15	7	46.7	67	65	97	33	17	51.5	35	31	88.6	17	13	76.5	31	15	48.4	32	2	6.3	17	9	52.9
	PHAMBILI MZONTSUNDU SENIOR SECONDARY	2019	4271034	3	6	6	100	21	19	90.5	13	11	84.6	9	7	77.8	53	53	100	18	17	94.4	28	24	85.7	11	10	90.9	19	16	84.2	12	3	25	5	5	100
	PHAMBILI MZONTSUNDU SENIOR SECONDARY	2018	4271034	3	7	6	85.7	23	14	60.9	14	8	57.1	11	9	81.8	53	48	90.6	20	13	65	27	20	74.1	5	4	80	30	15	50	7	0	0	3	2	66.7
	REX MDEBUKA SENIOR SECONDARY SCHOOL	2019	4271035	3				5	5	100	8	8	100	12	10	83.3	34	34	100	5	5	100	7	6	85.7	5	5	100	14	11	78.6	5	1	20	5	4	80
	REX MDEBUKA SENIOR SECONDARY SCHOOL	2018	4271035	3				8	8	100	20	5	25	20	9	45	50	47	94	13	10	76.9	13	10	76.9	10	7	70	33	12	36.4	7	3	42.9	7	3	42.9
	SAMUEL NOMBWU SENIOR SECONDARY SCHO	2019	4271036	2				14	14	100							57	42	73.7				42	35	83.3	55	18	32.7	43	29	67.4	13	8	61.5	13	10	76.9
	SAMUEL NOMBWU SENIOR SECONDARY SCHO	2018	4271036	2				28	27	96.4							26	25	96.2				15	14	93.3	25	22	88	17	17	100	10	4	40	10	8	80
	SIBABALE SENIOR SECONDARY SCHOOL	2019	4271037	3	5	5	100	9	9	100	6	4	66.7	2	1	50	65	62	95.4	35	27	77.1	32	23	71.9	50	47	94	23	22	95.7	24	7	29.2	21	10	47.6
	SIBABALE SENIOR SECONDARY SCHOOL	2018	4271037	3	17	12	70.6	48	27	56.3	17	16	94.1				90	90	100	50	23	46	30	14	46.7	41	40	97.6	44	27	61.4	37	10	27	35	12	34.3
	SIDINANE SENIOR SECONDARY SCHOOL	2019	4271038	2	15	13	86.7	34	25	73.5	23	17	73.9	18	12	66.7	158	157	99.4	54	53	98.1				91	84	92.3	17	13	76.5	70	25	35.7	44	33	75
SIDINANE SENIOR SECONDARY SCHOOL	2018	4271038	2	22	19	86.4	63	56	88.9	32	11	34.4	33	17	51.5	238	235	98.7	87	71	81.6				126	113	89.7	31	18	58.1	113	33	29.2	65	46	70.8	

Province Districts	Centre Name	Year	Centre Number	Quintile	Subject Description																																
					Accounting			Agricultural Sciences			Business Studies			Economics			English First Additional Language			Geography			History			Life Sciences			Mathematical Literacy			Mathematics			Physical Sciences		
					Total Wrote	Achieved 30 - 100% % Achieved at 30% and Above		Total Wrote	Achieved 30 - 100% % Achieved at 30% and Above		Total Wrote	Achieved 30 - 100% % Achieved at 30% and Above		Total Wrote	Achieved 30 - 100% % Achieved at 30% and Above		Total Wrote	Achieved 30 - 100% % Achieved at 30% and Above		Total Wrote	Achieved 30 - 100% % Achieved at 30% and Above		Total Wrote	Achieved 30 - 100% % Achieved at 30% and Above		Total Wrote	Achieved 30 - 100% % Achieved at 30% and Above		Total Wrote	Achieved 30 - 100% % Achieved at 30% and Above		Total Wrote	Achieved 30 - 100% % Achieved at 30% and Above				
JOE GOABI	SIMPHIWE KHETHWA SECONDARY SCHOOL	2019	4271039	3				18	14	77.8							18	18	100				14	14	100	4	4	100	14	11	78.6	4	2	50	4	2	50
	SIMPHIWE KHETHWA SECONDARY SCHOOL	2018	4271039	3				23	18	78.3							39	36	92.3				18	13	72.2	12	10	83.3	13	10	76.9	10	2	20	10	5	50
	SIVUMELENE SENIOR SECONDARY SCHOOL	2019	4271040	1							15	12	80	14	10	71.4	27	26	96.3	10	10	100				23	12	52.2	13	12	92.3	12	7	58.3	10	7	70
	SIVUMELENE SENIOR SECONDARY SCHOOL	2018	4271040	1							12	5	41.7	12	5	41.7	24	22	91.7	11	8	72.7				19	10	52.6	7	5	71.4	11	5	45.5	10	4	40
	SOPHONIA SENIOR SECONDARY SCHOOL	2019	4271041	1													12	10	83.3	12	4	33.3				12	5	41.7	7	2	28.6	4	1	25	4	3	75
	SOPHONIA SENIOR SECONDARY SCHOOL	2018	4271041	1													17	13	76.5	17	7	41.2				17	6	35.3	15	10	66.7	2	0	0	2	1	50
	ST TERESA HIGH SCHOOL	2019	4271042	1				47	45	95.7	59	57	96.6	56	41	73.2	217	216	99.5	97	84	86.6	48	46	95.8	122	93	76.2	43	42	97.7	126	54	42.9	69	54	78.3
	ST TERESA HIGH SCHOOL	2018	4271042	1				59	48	81.4	51	44	86.3				213	213	100	93	69	74.2	54	51	94.4	128	99	77.3	39	23	59	109	38	34.9	64	40	62.5
	STERKSPRUIT CHRISTIAN SCHOOL	2019	4272043	99							9	8	88.9													15	13	86.7	8	8	100	7	6	85.7	6	5	83.3
	STERKSPRUIT CHRISTIAN SCHOOL	2018	4272043	99	2	2	100				17	14	82.4													25	25	100	12	12	100	15	14	93.3	10	10	100
	STERKSPRUIT SENIOR SECONDARY SCHOOL	2019	4271044	3	13	13	100	13	13	100	29	22	75.9	31	18	58.1	235	234	99.6	63	58	92.1	48	45	93.8	74	54	73				111	26	23.4	56	34	60.7
STERKSPRUIT SENIOR SECONDARY SCHOOL	2018	4271044	3	17	16	94.1	32	29	90.6	30	22	73.3	38	29	76.3	198	198	100	56	45	80.4	34	31	91.2	86	55	64				130	17	13.1	75	23	30.7	

Province Districts	Centre Name	Year	Centre Number	Quintile	Subject Description																																	
					Accounting			Agricultural Sciences			Business Studies			Economics			English First Additional Language			Geography			History			Life Sciences			Mathematical Literacy			Mathematics			Physical Sciences			
					Total Wrote	Achieved 30 - 100%	% Achieved at 30% and Above	Total Wrote	Achieved 30 - 100%	% Achieved at 30% and Above	Total Wrote	Achieved 30 - 100%	% Achieved at 30% and Above	Total Wrote	Achieved 30 - 100%	% Achieved at 30% and Above	Total Wrote	Achieved 30 - 100%	% Achieved at 30% and Above	Total Wrote	Achieved 30 - 100%	% Achieved at 30% and Above	Total Wrote	Achieved 30 - 100%	% Achieved at 30% and Above	Total Wrote	Achieved 30 - 100%	% Achieved at 30% and Above	Total Wrote	Achieved 30 - 100%	% Achieved at 30% and Above	Total Wrote	Achieved 30 - 100%	% Achieved at 30% and Above				
JOE QQABI	THAKABANNA SENIOR SECONDARY SCHOOL	2019	4271045	1	12	5	41.7	16	12	75	14	9	64.3	14	12	85.7	84	73	86.9	36	26	72.2	21	17	81	30	17	56.7	68	40	58.8	9	8	88.9	8	5	62.5	
	THAKABANNA SENIOR SECONDARY SCHOOL	2018	4271045	1	6	5	83.3	13	11	84.6	6	5	83.3	6	6	100	48	46	95.8	35	26	74.3	9	9	100	20	17	85	31	23	74.2	12	9	75	8	6	75	
	THOMAS NTABA SENIOR SECONDARY SCHOOL	2019	4271046	2	23	23	100	10	10	100	25	22	88	23	23	100	98	97	99	42	35	83.3	26	25	96.2	42	34	81	29	25	86.2	47	14	29.8	24	9	37.5	
	THOMAS NTABA SENIOR SECONDARY SCHOOL	2018	4271046	2	19	13	68.4	45	30	66.7	20	10	50	19	15	78.9	108	106	98.1	33	23	69.7	27	25	92.6	62	46	74.2	44	26	59.1	51	22	43.1	33	19	57.6	
	TLOKWENG SENIOR SECONDARY SCHOOL	2019	4271047	1				84	41	48.8	17	9	52.9	14	12	85.7	257	247	96.1	144	90	62.5	38	32	84.2	174	108	62.1				168	58	34.5	135	79	58.5	
	TLOKWENG SENIOR SECONDARY SCHOOL	2018	4271047	1				101	58	57.4	34	21	61.8	36	20	55.6	328	325	99.1	147	107	72.8	78	50	64.1	234	157	67.1				175	87	49.7	151	106	70.2	
	TSITSANA COMP S S SCHOOL	2019	4271048	3	10	3	30				14	3	21.4	14	2	14.3	41	32	78														8	0	0			
	TSITSANA COMP S S SCHOOL	2018	4271048	3	4	4	100				13	5	38.5	26	7	26.9	52	51	98.1	14	3	21.4											33	2	6.1	11	2	18.2
	UGIE HIGH SCHOOL	2019	4271049	4	4	4	100				23	14	60.9	13	11	84.6	1	1	100							14	13	92.9	23	23	100	14	14	100	12	12	100	
	UGIE HIGH SCHOOL	2018	4271049	4	2	2	100				14	8	57.1	13	10	76.9	3	3	100	4	4	100				13	13	100	18	18	100	14	14	100	11	10	90.9	
	UMTHAWELANGA S S SCHOOL	2019	4271050	3	11	6	54.5	31	28	90.3	11	11	100	11	7	63.6	82	82	100	43	30	69.8	29	29	100	36	31	86.1	48	42	87.5	24	15	62.5	17	17	100	
	UMTHAWELANGA S S SCHOOL	2018	4271050	3	13	12	92.3	29	29	100	14	14	100	14	9	64.3	80	80	100	34	22	64.7	28	27	96.4	36	29	80.6	37	27	73	33	18	54.5	23	18	78.3	



Province Districts	Centre Name	Year	Centre Number	Quintile	Subject Description																																			
					Accounting			Agricultural Sciences			Business Studies			Economics			English First Additional Language			Geography			History			Life Sciences			Mathematical Literacy			Mathematics			Physical Sciences					
					Total Wrote	Achieved 30 - 100%	% Achieved at 30% and Above	Total Wrote	Achieved 30 - 100%	% Achieved at 30% and Above	Total Wrote	Achieved 30 - 100%	% Achieved at 30% and Above	Total Wrote	Achieved 30 - 100%	% Achieved at 30% and Above	Total Wrote	Achieved 30 - 100%	% Achieved at 30% and Above	Total Wrote	Achieved 30 - 100%	% Achieved at 30% and Above	Total Wrote	Achieved 30 - 100%	% Achieved at 30% and Above	Total Wrote	Achieved 30 - 100%	% Achieved at 30% and Above	Total Wrote	Achieved 30 - 100%	% Achieved at 30% and Above	Total Wrote	Achieved 30 - 100%	% Achieved at 30% and Above						
NELSON MANDELA METRO	AL AZHAR INSTITUTE	2019	4342098	99	2	2	100				8	7	87.5										12	12	100	12	12	100	7	7	100	13	12	92.3	8	8	100			
	AL AZHAR INSTITUTE	2018	4342098	99	2	2	100				12	11	91.7										9	9	100	4	4	100	7	7	100	9	9	100	7	7	100			
	ALEXANDER ROAD HIGH SCHOOL	2019	4341002	5	25	25	100				64	47	73.4										54	52	96.3	52	52	100	115	108	93.9	102	102	100	108	103	95.4	75	73	97.3
	ALEXANDER ROAD HIGH SCHOOL	2018	4341002	5	33	32	97				72	47	65.3										33	33	100	55	55	100	113	112	99.1	110	110	100	103	98	95.1	79	73	92.4
	ARCADIA SENIOR SECONDARY SCHOOL	2019	4341003	3	7	6	85.7				17	9	52.9				73	73	100	12	6	50	31	15	48.4	9	6	66.7	19	13	68.4						5	0	0	
	ARCADIA SENIOR SECONDARY SCHOOL	2018	4341003	3	10	5	50				14	3	21.4				85	85	100	26	8	30.8	39	39	100	15	8	53.3	37	23	62.2						7	1	14.3	
	BERTRAM SECONDARY SCHOOL	2019	4341004	3	4	4	100				13	8	61.5				106	105	99.1	44	30	68.2	25	18	72	41	16	39	50	48	96	7	2	28.6	10	6	60			
	BERTRAM SECONDARY SCHOOL	2018	4341004	3	22	12	54.5				29	8	27.6				128	128	100	70	48	68.6	21	20	95.2	94	31	33	91	69	75.8	19	5	26.3	18	12	66.7			
	BETHELSDORP COMPREHENSIVE SCHOOL	2019	4341005	3	6	6	100				33	18	54.5				43	43	100	91	68	74.7	46	42	91.3	67	20	29.9	109	79	72.5	12	4	33.3	6	3	50			
	BETHELSDORP COMPREHENSIVE SCHOOL	2018	4341005	3	10	6	60				28	17	60.7				20	20	100	52	45	86.5	29	28	96.6	49	37	75.5	62	48	77.4	17	5	29.4	8	2	25			
BOOYSEN PARK SECONDARY SCHOOL	2019	4341006	3	8	4	50				30	16	53.3				61	60	98.4	18	15	83.3	67	55	82.1	42	16	38.1	57	39	68.4	16	3	18.8	6	3	50				
BOOYSEN PARK SECONDARY SCHOOL	2018	4341006	3	24	5	20.8				26	9	34.6				35	34	97.1	29	23	79.3	44	39	88.6	67	25	37.3	59	28	47.5	34	9	26.5	25	5	20				

Province Districts	Centre Name	Year	Centre Number	Quintile	Subject Description																																
					Accounting			Agricultural Sciences			Business Studies			Economics			English First Additional Language			Geography			History			Life Sciences			Mathematical Literacy			Mathematics			Physical Sciences		
					Total Wrote	Achieved 30 - 100% % Achieved at 30% and Above		Total Wrote	Achieved 30 - 100% % Achieved at 30% and Above		Total Wrote	Achieved 30 - 100% % Achieved at 30% and Above		Total Wrote	Achieved 30 - 100% % Achieved at 30% and Above		Total Wrote	Achieved 30 - 100% % Achieved at 30% and Above		Total Wrote	Achieved 30 - 100% % Achieved at 30% and Above		Total Wrote	Achieved 30 - 100% % Achieved at 30% and Above		Total Wrote	Achieved 30 - 100% % Achieved at 30% and Above		Total Wrote	Achieved 30 - 100% % Achieved at 30% and Above		Total Wrote	Achieved 30 - 100% % Achieved at 30% and Above				
NELSON MANDELA METRO	BRANDWAG HIGH SCHOOL	2019	4341007	5	14	14	100				61	36	59				138	138	100	54	47	87	59	56	94.9	41	37	90.2	115	113	98.3	43	41	95.3	25	22	88
	BRANDWAG HIGH SCHOOL	2018	4341007	5	19	19	100				56	47	83.9				126	126	100	36	36	100	61	60	98.4	31	29	93.5	101	99	98	37	36	97.3	21	20	95.2
	BRYLIN HIGH SCHOOL	2019	4342008	99	1	1	100				17	14	82.4										6	6	100	6	5	83.3	12	12	100	6	3	50	4	3	75
	BRYLIN HIGH SCHOOL	2018	4342008	99	1	1	100				9	4	44.4										2	2	100	6	6	100	6	6	100	4	3	75	2	2	100
	CAPE RECIFE HIGH SCHOOL	2019	4343009	99							17	8	47.1				12	12	100	11	11	100	12	12	100	15	12	80	26	26	100	4	4	100	1	1	100
	CAPE RECIFE HIGH SCHOOL	2018	4343009	99							29	14	48.3				9	9	100	11	9	81.8				8	7	87.5	27	23	85.2	2	2	100			
	CHAPMAN HIGH SCHOOL	2019	4341010	3							106	36	34				74	74	100	40	38	95	64	63	98.4	47	42	89.4	92	87	94.6	29	10	34.5	17	15	88.2
	CHAPMAN HIGH SCHOOL	2018	4341010	3	15	12	80				112	45	40.2				72	72	100	39	38	97.4	65	65	100	34	32	94.1	95	86	90.5	18	10	55.6	8	7	87.5
	CHATTY SENIOR SECONDARY SCHOOL	2019	4341011	3	16	12	75				53	18	34	6	0	0	107	104	97.2	30	15	50	43	36	83.7	52	7	13.5	81	39	48.1	17	1	5.9	10	0	0
	CHATTY SENIOR SECONDARY SCHOOL	2018	4341011	3	14	9	64.3				46	5	10.9				103	102	99	26	13	50	53	47	88.7	33	16	48.5	70	34	48.6	13	5	38.5	8	1	12.5
	CHUBEKILE SENIOR SECONDARY SCHOOL	2019	4341012	3	6	6	100				29	15	51.7	22	14	63.6	78	72	92.3	30	16	53.3	26	24	92.3	11	7	63.6	45	32	71.1	23	2	8.7	17	3	17.6
	CHUBEKILE SENIOR SECONDARY SCHOOL	2018	4341012	3	30	3	10				38	15	39.5	30	7	23.3	75	73	97.3	32	13	40.6	12	12	100	29	15	51.7	47	18	38.3	18	2	11.1	18	2	11.1
	CINGANI HIGH SCHOOL	2019	4341013	3	9	9	100				43	23	53.5	18	17	94.4	128	126	98.4	50	49	98	67	51	76.1	47	39	83	72	62	86.1	19	16	84.2	22	17	77.3
CINGANI HIGH SCHOOL	2018	4341013	3	12	10	83.3				33	8	24.2	13	9	69.2	78	77	98.7	27	27	100	39	27	69.2	31	25	80.6	45	34	75.6	15	13	86.7	16	13	81.3	

Province Districts	Centre Name	Year	Centre Number	Quintile	Subject Description																																
					Accounting			Agricultural Sciences			Business Studies			Economics			English First Additional Language			Geography			History			Life Sciences			Mathematical Literacy			Mathematics			Physical Sciences		
					Total Wrote	Achieved 30 - 100% % Achieved at 30% and Above		Total Wrote	Achieved 30 - 100% % Achieved at 30% and Above		Total Wrote	Achieved 30 - 100% % Achieved at 30% and Above		Total Wrote	Achieved 30 - 100% % Achieved at 30% and Above		Total Wrote	Achieved 30 - 100% % Achieved at 30% and Above		Total Wrote	Achieved 30 - 100% % Achieved at 30% and Above		Total Wrote	Achieved 30 - 100% % Achieved at 30% and Above		Total Wrote	Achieved 30 - 100% % Achieved at 30% and Above		Total Wrote	Achieved 30 - 100% % Achieved at 30% and Above		Total Wrote	Achieved 30 - 100% % Achieved at 30% and Above				
NELSON MANDELA METRO	COLLEGIATE GIRLS HIGH SCHOOL	2019	4341014	5	41	40	97.6												56	56	100	55	55	100	107	106	99.1	44	44	100	112	108	96.4	59	59	100	
	COLLEGIATE GIRLS HIGH SCHOOL	2018	4341014	5	43	43	100												23	23	100	34	34	100	106	106	100	35	35	100	100	97	97	64	64	100	
	COSELELANI SENIOR SECONDARY SCHOOL	2019	4341015	3	5	5	100			15	11	73.3	5	5	100	28	27	96.4	5	4	80	13	11	84.6	8	8	100	7	7	100	4	1	25	7	6	85.7	
	COSELELANI SENIOR SECONDARY SCHOOL	2018	4341015	3	6	5	83.3			15	9	60	7	3	42.9	37	37	100	12	7	58.3	17	11	64.7	15	6	40	10	3	30	12	2	16.7	6	4	66.7	
	COWAN HIGH SCHOOL	2019	4341016	3	12	10	83.3			60	50	83.3	62	56	90.3	150	150	100	22	20	90.9	35	30	85.7	50	45	90	81	74	91.4	30	5	16.7	25	15	60	
	COWAN HIGH SCHOOL	2018	4341016	3	16	16	100			31	22	71	61	32	52.5	159	159	100	36	26	72.2	38	34	89.5	60	51	85	96	37	38.5	55	35	63.6	33	23	69.7	
	DANIEL PIENAAR THS	2019	4341017	5												78	78	100													40	31	77.5	36	29	80.6	
	DANIEL PIENAAR THS	2018	4341017	5												100	100	100													43	40	93	43	33	76.7	
	DAVID LIVINGSTONE SENIOR SECONDARY	2019	4341018	3						32	19	59.4	6	4	66.7	8	7	87.5							29	13	44.8	37	32	86.5							
	DAVID LIVINGSTONE SENIOR SECONDARY	2018	4341018	3						48	12	25	18	4	22.2	29	29	100							29	13	44.8	46	30	65.2							
	DOUGLAS MBOPA SENIOR SECONDARY	2019	4341019	3	25	25	100			47	38	80.9	44	40	90.9	163	163	100	42	30	71.4	57	54	94.7	69	52	75.4	100	98	98	47	43	91.5	43	41	95.3	
	DOUGLAS MBOPA SENIOR SECONDARY	2018	4341019	3	31	28	90.3			23	19	82.6	21	21	100	115	115	100	29	18	62.1	26	24	92.3	57	42	73.7	33	29	87.9	53	34	64.2	43	30	69.8	
	EDU-COLLEGE HIGH SCHOOL	2019	4342021	99	4	4	100			15	4	26.7				6	6	100	15	14	93.3				12	6	50	13	13	100	9	4	44.4	7	5	71.4	
EDU-COLLEGE HIGH SCHOOL	2018	4342021	99	7	5	71.4			15	9	60							10	9	90				10	9	90	10	8	80	9	5	55.6	4	3	75		

Province Districts	Centre Name	Year	Centre Number	Quintile	Subject Description																																	
					Accounting			Agricultural Sciences			Business Studies			Economics			English First Additional Language			Geography			History			Life Sciences			Mathematical Literacy			Mathematics			Physical Sciences			
					Total Wrote	Achieved 30 - 100%	% Achieved at 30% and Above	Total Wrote	Achieved 30 - 100%	% Achieved at 30% and Above	Total Wrote	Achieved 30 - 100%	% Achieved at 30% and Above	Total Wrote	Achieved 30 - 100%	% Achieved at 30% and Above	Total Wrote	Achieved 30 - 100%	% Achieved at 30% and Above	Total Wrote	Achieved 30 - 100%	% Achieved at 30% and Above	Total Wrote	Achieved 30 - 100%	% Achieved at 30% and Above	Total Wrote	Achieved 30 - 100%	% Achieved at 30% and Above	Total Wrote	Achieved 30 - 100%	% Achieved at 30% and Above	Total Wrote	Achieved 30 - 100%	% Achieved at 30% and Above				
NELSON MANDELA METRO	ELSEN ACADEMY	2018	4343022	5						6	4	66.7											5	5	100	6	6	100	1	1	100							
	ETHEMBENI ENRICHMENT CENTRE	2019	4341023	3	4	4	100			46	40	87				76	76	100	45	43	95.6	44	44	100	78	48	61.5	57	55	96.5	21	10	47.6	15	8	53.3		
	ETHEMBENI ENRICHMENT CENTRE	2018	4341023	3	23	21	91.3			41	38	92.7				80	80	100	44	41	93.2	46	46	100	67	60	89.6	57	57	100	23	19	82.6	19	14	73.7		
	EZ KABANE HIGH SCHOOL	2019	4341020	3	12	9	75			11	4	36.4	7	5	71.4	49	49	100	22	10	45.5	25	16	64	14	9	64.3	23	10	43.5	12	2	16.7	9	7	77.8		
	EZ KABANE HIGH SCHOOL	2018	4341020	3	15	9	60			23	10	43.5	11	5	45.5	62	59	95.2	17	4	23.5	33	25	75.8	16	7	43.8	32	10	31.3	14	3	21.4	9	6	66.7		
	GAMBLE STREET SECONDARY SCHOOL	2019	4341024	3						63	26	41.3	49	23	46.9	136	136	100	63	55	87.3	96	85	88.5	59	30	50.8	149	114	76.5	10	4	40	10	4	40		
	GAMBLE STREET SECONDARY SCHOOL	2018	4341024	3	9	9	100			73	23	31.5	61	26	42.6	99	98	99	32	26	81.3	46	45	97.8	31	17	54.8	105	70	66.7	16	1	6.3	12	5	41.7		
	GELVANDALE HIGH SCHOOL	2019	4341025	4	7	5	71.4			33	24	72.7				75	75	100	71	62	87.3	49	44	89.8	51	27	52.9	61	46	75.4	16	12	75	14	11	78.6		
	GELVANDALE HIGH SCHOOL	2018	4341025	4	17	12	70.6			33	19	57.6				63	63	100	47	37	78.7	30	26	86.7	60	40	66.7	49	42	85.7	21	5	23.8	19	8	42.1		
	GREY BOYS HIGH	2019	4341026	5	57	57	100			98	79	80.6							68	67	98.5	64	64	100	75	71	94.7	51	51	100	132	129	97.7	87	87	100		
	GREY BOYS HIGH	2018	4341026	5	32	32	100			91	84	92.3							44	44	100	87	87	100	69	69	100	39	39	100	124	121	97.6	72	70	97.2		
	HAPPY HOME ACADEMY	2019	4342102	3	3	3	100			24	13	54.2							27	20	74.1				24	12	50	23	21	91.3	4	3	75	3	3	100		
	HAPPY HOME ACADEMY	2018	4342102	3	4	3	75			24	11	45.8							35	23	65.7				20	11	55	33	25	75.8	7	3	42.9	4	4	100		
	HILLSIDE SECONDARY SCHOOL	2019	4341027	3	7	6	85.7			23	8	34.8				57	56	98.2	30	22	73.3	76	62	81.6	30	12	40	55	51	92.7	8	6	75	9	7	77.8		

Province Districts	Centre Name	Year	Centre Number	Quintile	Subject Description																																
					Accounting			Agricultural Sciences			Business Studies			Economics			English First Additional Language			Geography			History			Life Sciences			Mathematical Literacy			Mathematics			Physical Sciences		
					Total Wrote	Achieved 30 - 100% % Achieved at 30% and Above		Total Wrote	Achieved 30 - 100% % Achieved at 30% and Above		Total Wrote	Achieved 30 - 100% % Achieved at 30% and Above		Total Wrote	Achieved 30 - 100% % Achieved at 30% and Above		Total Wrote	Achieved 30 - 100% % Achieved at 30% and Above		Total Wrote	Achieved 30 - 100% % Achieved at 30% and Above		Total Wrote	Achieved 30 - 100% % Achieved at 30% and Above		Total Wrote	Achieved 30 - 100% % Achieved at 30% and Above		Total Wrote	Achieved 30 - 100% % Achieved at 30% and Above		Total Wrote	Achieved 30 - 100% % Achieved at 30% and Above				
NELSON MANDELA METRO	HILLSIDE SECONDARY SCHOOL	2018	4341027	3	2	2	100				28	11	39.3	15	9	60	53	52	98.1	45	39	86.7	83	77	92.8	54	29	53.7	84	76	90.5	6	2	33.3	7	2	28.6
	HOERSKOOL ANDREW RABIE	2019	4341028	4	6	4	66.7				27	11	40.7				54	54	100	5	2	40				23	18	78.3	39	37	94.9	13	12	92.3	9	6	66.7
	HOERSKOOL ANDREW RABIE	2018	4341028	4	8	8	100				23	10	43.5				57	57	100	14	12	85.7				31	26	83.9	48	46	95.8	9	9	100	6	5	83.3
	HOERSKOOL CILLIE	2019	4341029	3							35	10	28.6	3			88	88	100	23	15	65.2	46	46	100	35	18	51.4	98	85	86.7	9	6	66.7	3	3	100
	HOERSKOOL CILLIE	2018	4341029	3	10	9	90				44	15	34.1				148	148	100	29	25	86.2	43	42	97.7	55	36	65.5	123	103	83.7	25	14	56	18	12	66.7
	HOERSKOOL DESPATCH	2019	4341031	5	16	14	87.5				35	23	65.7				108	108	100	31	23	74.2	56	56	100	42	29	69	83	79	95.2	35	16	45.7	16	15	93.8
	HOERSKOOL DESPATCH	2018	4341031	5	23	19	82.6				47	29	61.7				121	121	100	6	6	100	55	54	98.2	38	29	76.3	96	83	86.5	38	26	68.4	22	21	95.5
	HOERSKOOL DF MALHERBE	2019	4341030	5	14	14	100				34	13	38.2				41	41	100	16	16	100	30	30	100	40	32	80	75	75	100	41	40	97.6	34	34	100
	HOERSKOOL DF MALHERBE	2018	4341030	5	16	16	100				29	16	55.2				45	45	100	13	13	100	22	22	100	55	44	80	69	69	100	41	38	92.7	31	28	90.3
	HOERSKOOL FRAMESBY	2019	4341032	5	31	31	100				52	39	75				149	149	100	36	35	97.2				103	88	85.4	92	92	100	73	67	91.8	48	48	100
	HOERSKOOL FRAMESBY	2018	4341032	5	50	48	96				81	60	74.1				162	162	100	28	27	96.4				97	92	94.8	96	96	100	86	82	95.3	60	60	100
	HOERSKOOL OTTO DU PLESSIS	2019	4341033	5	8	8	100				60	27	45				138	138	100	33	23	69.7				33	25	75.8	84	70	83.3	12	11	91.7	8	7	87.5
	HOERSKOOL OTTO DU PLESSIS	2018	4341033	5	11	8	72.7				68	32	47.1				133	133	100	25	18	72				47	27	57.4	91	75	82.4	11	7	63.6	7	7	100
INSIGHT LEARNING CENTRE	2019	4342099	99							2	2	100														2	0	0	4	4	100						



Province Districts	Centre Name	Year	Centre Number	Quintile	Subject Description																																		
					Accounting			Agricultural Sciences			Business Studies			Economics			English First Additional Language			Geography			History			Life Sciences			Mathematical Literacy			Mathematics			Physical Sciences				
					Total Wrote	Achieved 30 - 100% % Achieved at 30% and Above		Total Wrote	Achieved 30 - 100% % Achieved at 30% and Above		Total Wrote	Achieved 30 - 100% % Achieved at 30% and Above		Total Wrote	Achieved 30 - 100% % Achieved at 30% and Above		Total Wrote	Achieved 30 - 100% % Achieved at 30% and Above		Total Wrote	Achieved 30 - 100% % Achieved at 30% and Above		Total Wrote	Achieved 30 - 100% % Achieved at 30% and Above		Total Wrote	Achieved 30 - 100% % Achieved at 30% and Above		Total Wrote	Achieved 30 - 100% % Achieved at 30% and Above		Total Wrote	Achieved 30 - 100% % Achieved at 30% and Above						
NELSON MANDELA METRO	KHUMBULANI HIGH SCHOOL	2018	4341039	3	9	8	88.9				32	25	78.1	28	19	67.9	107	107	100	55	47	85.5	31	26	83.9	88	51	58	54	33	61.1	55	22	40	46	24	52.2		
	KHWEZI LOMSO COMPREHENSIVE SCHOOL	2019	4341034	3							199	125	62.8	124	47	37.9	255	255	100							40	34	85	157	121	77.1	47	33	70.2	47	46	97.9		
	KHWEZI LOMSO COMPREHENSIVE SCHOOL	2018	4341034	3	22	16	72.7				132	73	55.3	74	34	45.9	182	182	100							25	23	92	97	68	70.1	41	30	73.2	38	27	71.1		
	KWAMAGXAKI HIGH SCHOOL	2019	4341040	3	14	8	57.1				33	24	72.7	29	18	62.1	93	91	97.8	32	22	68.8	46	35	76.1	31	24	77.4	69	46	66.7	22	6	27.3	18	8	44.4		
	KWAMAGXAKI HIGH SCHOOL	2018	4341040	3	11	5	45.5				37	17	45.9	31	21	67.7	154	152	98.7	67	32	47.8	85	51	60	93	37	39.8	110	33	30	39	9	23.1	28	9	32.1		
	KWAZAKHELE HIGH SCHOOL	2019	4341041	3	3	3	100	11	3	27.3	15	9	60	11	7	63.6	101	100	99	20	11	55	31	23	74.2	35	19	54.3	31	11	35.5	34	6	17.6	31	19	61.3		
	KWAZAKHELE HIGH SCHOOL	2018	4341041	3	11	4	36.4	4	4	100	15	11	73.3	16	3	18.8	81	75	92.6	18	13	72.2	16	8	50	40	26	65	11	2	18.2	37	7	18.9	29	22	75.9		
	LAWSON BROWN HIGH	2019	4341042	3	4	4	100				64	51	79.7							34	30	88.2	49	49	100	108	77	71.3	87	86	98.9	43	33	76.7	33	30	90.9		
	LAWSON BROWN HIGH	2018	4341042	3	32	28	87.5				104	73	70.2							41	40	97.6	48	48	100	124	106	85.5	99	92	92.9	65	43	66.2	45	33	73.3		
	LIMEKHAYA SECONDARY SCHOOL	2019	4341043	3	5	5	100	5	5	100	32	13	40.6	16	12	75	70	68	97.1	28	17	60.7	33	27	81.8	11	9	81.8	42	29	69	13	6	46.2	11	8	72.7		
	LIMEKHAYA SECONDARY SCHOOL	2018	4341043	3	6	3	50	28	14	50	29	13	44.8				81	81	100	37	23	62.2	52	49	94.2			52	44	84.6	9	3	33.3	7	0	0			
LINKSIDE HIGH SCHOOL	2019	4341044	5	16	16	100				87	62	71.3	48	34	70.8										24	24	100	72	65	90.3	87	86	98.9	40	32	80	27	24	88.9



Province Districts	Centre Name	Year	Centre Number	Quintile	Subject Description																																
					Accounting			Agricultural Sciences			Business Studies			Economics			English First Additional Language			Geography			History			Life Sciences			Mathematical Literacy			Mathematics			Physical Sciences		
					Total Wrote	Achieved 30 - 100% % Achieved at 30% and Above		Total Wrote	Achieved 30 - 100% % Achieved at 30% and Above		Total Wrote	Achieved 30 - 100% % Achieved at 30% and Above		Total Wrote	Achieved 30 - 100% % Achieved at 30% and Above		Total Wrote	Achieved 30 - 100% % Achieved at 30% and Above		Total Wrote	Achieved 30 - 100% % Achieved at 30% and Above		Total Wrote	Achieved 30 - 100% % Achieved at 30% and Above		Total Wrote	Achieved 30 - 100% % Achieved at 30% and Above		Total Wrote	Achieved 30 - 100% % Achieved at 30% and Above		Total Wrote	Achieved 30 - 100% % Achieved at 30% and Above				
NELSON MANDELA METRO	LINKSIDE HIGH SCHOOL	2018	4341044	5	15	15	100				111	70	63.1	86	67	77.9	8	8	100				48	47	97.9	94	88	93.6	128	126	98.4	27	24	88.9	36	26	72.2
	LOYISO SENIOR SECONDARY SCHOOL	2019	4341045	3	12	6	50				37	15	40.5	10	10	100	121	118	97.5	43	32	74.4	37	32	86.5	45	24	53.3	44	40	90.9	27	4	14.8	16	14	87.5
	LOYISO SENIOR SECONDARY SCHOOL	2018	4341045	3	5	5	100				25	8	32	18	9	50	94	91	96.8	28	24	85.7	10	9	90	34	24	70.6	27	16	59.3	23	14	60.9	18	17	94.4
	LUNGISA HIGH SCHOOL	2019	4341046	3	6	4	66.7				21	2	9.5	32	19	59.4	107	107	100	35	21	60	27	23	85.2	37	24	64.9	36	21	58.3	25	8	32	22	13	59.1
	LUNGISA HIGH SCHOOL	2018	4341046	3	10	3	30				27	7	25.9	51	29	56.9	142	141	99.3	71	39	54.9	33	23	69.7	69	44	63.8	71	37	52.1	43	12	27.9	43	13	30.2
	MARY MOUNT RC SECONDARY SCHOOL	2019	4341047	5	5	2	40				38	22	57.9				60	60	100							34	22	64.7	34	27	79.4	26	15	57.7	21	17	81
	MARY MOUNT RC SECONDARY SCHOOL	2018	4341047	5	26	6	23.1				32	16	50				68	68	100							34	24	70.6	41	32	78	23	10	43.5	17	10	58.8
	MASIBAMBANE SENIOR SECONDARY SCHOOL	2019	4341048	3	8	8	100				31	14	45.2	8	5	62.5	84	80	95.2	28	17	60.7				38	19	50	24	18	75	25	3	12	20	6	30
	MASIBAMBANE SENIOR SECONDARY SCHOOL	2018	4341048	3	8	5	62.5				45	13	28.9	12	7	58.3	96	91	94.8	37	17	45.9				36	18	50	41	17	41.5	24	2	8.3	17	7	41.2
	MASIPHATHISANE SENIOR SECONDARY	2019	4341049	3	27	21	77.8				67	49	73.1	41	30	73.2	188	188	100	94	68	72.3	29	28	96.6	101	44	43.6	56	35	62.5	119	25	21	69	25	36.2
MASIPHATHISANE SENIOR SECONDARY	2018	4341049	3	20	14	70				44	34	77.3	20	19	95	156	154	98.7	71	67	94.4	25	22	88	72	68	94.4	46	22	47.8	90	45	50	64	53	82.8	

Province Districts	Centre Name	Year	Centre Number	Quintile	Subject Description																																
					Accounting			Agricultural Sciences			Business Studies			Economics			English First Additional Language			Geography			History			Life Sciences			Mathematical Literacy			Mathematics			Physical Sciences		
					Total Wrote	Achieved 30 - 100%	% Achieved at 30% and Above	Total Wrote	Achieved 30 - 100%	% Achieved at 30% and Above	Total Wrote	Achieved 30 - 100%	% Achieved at 30% and Above	Total Wrote	Achieved 30 - 100%	% Achieved at 30% and Above	Total Wrote	Achieved 30 - 100%	% Achieved at 30% and Above	Total Wrote	Achieved 30 - 100%	% Achieved at 30% and Above	Total Wrote	Achieved 30 - 100%	% Achieved at 30% and Above	Total Wrote	Achieved 30 - 100%	% Achieved at 30% and Above	Total Wrote	Achieved 30 - 100%	% Achieved at 30% and Above	Total Wrote	Achieved 30 - 100%	% Achieved at 30% and Above			
NELSON MANDELA METRO	MC CARTHY COMPREHENSIVE SCHOOL	2019	4341050	3							6	0	0						89	86	96.6	15	6	40	28	21	75	17	3	17.6	25	9	36				
	MC CARTHY COMPREHENSIVE SCHOOL	2018	4341050	3							11	1	9.1	17	0	0			86	84	97.7	13	6	46.2	25	21	84	13	3	23.1	42	18	42.9				
	MFESANE SENIOR SECONDARY SCHOOL	2019	4341051	3	7	2	28.6	56	48	85.7	22	13	59.1	19	9	47.4	97	97	100	38	29	76.3	26	25	96.2	55	37	67.3	35	31	88.6	33	10	30.3	23	15	65.2
	MFESANE SENIOR SECONDARY SCHOOL	2018	4341051	3	7	5	71.4	66	49	74.2	32	11	34.4	24	12	50	140	139	99.3	51	26	51	42	37	88.1	77	47	61	32	19	59.4	57	20	35.1	33	24	72.7
	MOLLY BLACKBURN S S S	2019	4341052	3	27	18	66.7				39	15	38.5	27	19	70.4	153	153	100	42	32	76.2	86	76	88.4	60	49	81.7	83	59	71.1	47	18	38.3	40	21	52.5
	MOLLY BLACKBURN S S S	2018	4341052	3	29	18	62.1				64	13	20.3	46	29	63	193	191	99	19	11	57.9	57	53	93	84	67	79.8	54	38	70.4	72	33	45.8	62	30	48.4
	MORNINGSIDE HIGH SCHOOL	2019	4341053	5	10	8	80				73	50	68.5							25	25	100	75	71	94.7	105	69	65.7	66	62	93.9	39	14	35.9	29	20	69
	MORNINGSIDE HIGH SCHOOL	2018	4341053	5	6	4	66.7				82	44	53.7							20	17	85	55	47	85.5	92	56	60.9	50	30	60	43	10	23.3	23	19	82.6
	MOTHERWELL HIGH SCHOOL	2019	4341054	3	29	26	89.7				28	28	100	11	11	100	133	133	100	16	14	87.5	29	23	79.3	73	46	63	63	62	98.4	38	26	68.4	28	21	75
	MOTHERWELL HIGH SCHOOL	2018	4341054	3	13	12	92.3				35	25	71.4	15	15	100	158	154	97.5	12	11	91.7	54	44	81.5	72	40	55.6	63	48	76.2	31	17	54.8	24	14	58.3
MUIR COLLEGE BOYS HIGH SCHOOL	2019	4341055	5	16	13	81.3				43	24	55.8							25	24	96	50	50	100	36	31	86.1	42	42	100	28	27	96.4	18	17	94.4	
MUIR COLLEGE BOYS HIGH SCHOOL	2018	4341055	5	19	14	73.7				25	12	48							20	20	100	20	20	100	29	29	100	25	25	100	31	29	93.5	24	23	95.8	

Province Districts	Centre Name	Year	Centre Number	Quintile	Subject Description																																	
					Accounting			Agricultural Sciences			Business Studies			Economics			English First Additional Language			Geography			History			Life Sciences			Mathematical Literacy			Mathematics			Physical Sciences			
					Total Wrote	Achieved 30 - 100%	% Achieved at 30% and Above	Total Wrote	Achieved 30 - 100%	% Achieved at 30% and Above	Total Wrote	Achieved 30 - 100%	% Achieved at 30% and Above	Total Wrote	Achieved 30 - 100%	% Achieved at 30% and Above	Total Wrote	Achieved 30 - 100%	% Achieved at 30% and Above	Total Wrote	Achieved 30 - 100%	% Achieved at 30% and Above	Total Wrote	Achieved 30 - 100%	% Achieved at 30% and Above	Total Wrote	Achieved 30 - 100%	% Achieved at 30% and Above	Total Wrote	Achieved 30 - 100%	% Achieved at 30% and Above	Total Wrote	Achieved 30 - 100%	% Achieved at 30% and Above				
NELSON MANDELA METRO	MZONTSUNDU SENIOR SECONDARY SCHOOL	2019	4341056	3	17	8	47.1				31	22	71	24	14	58.3	88	88	100	11	6	54.5	27	24	88.9	24	9	37.5	44	31	70.5	11	0	0	8	0	0	
	MZONTSUNDU SENIOR SECONDARY SCHOOL	2018	4341056	3	7	4	57.1				22	8	36.4	18	8	44.4	99	94	94.9	36	26	72.2	20	7	35	45	25	55.6	34	20	58.8	22	14	63.6	25	15	60	
	NASRUDDIN ISLAMIC HIGH SCHOOL	2019	4342057	99							13	9	69.2													11	10	90.9	12	12	100	12	9	75	11	9	81.8	
	NASRUDDIN ISLAMIC HIGH SCHOOL	2018	4342057	99	1	1	100				20	20	100													22	21	95.5	18	18	100	11	9	81.8	9	8	88.9	
	NCEDO SENIOR SECONDARY SCHOOL	2019	4341058	3	17	8	47.1				24	22	91.7	23	7	30.4	93	93	100	53	32	60.4	31	30	96.8	30	12	40	29	24	82.8	36	7	19.4	19	8	42.1	
	NCEDO SENIOR SECONDARY SCHOOL	2018	4341058	3	12	6	50				19	11	57.9	15	6	40	102	102	100	59	27	45.8	45	30	66.7	21	14	66.7	39	26	66.7	27	17	63	20	19	95	
	NDYEBO SENIOR SECONDARY SCHOOL	2019	4341059	3	27	27	100				33	27	81.8	25	19	76	80	80	100	7	7	100	35	28	80	31	21	67.7	36	35	97.2	21	15	71.4	19	19	100	
	NDYEBO SENIOR SECONDARY SCHOOL	2018	4341059	3	15	10	66.7				31	15	48.4	31	18	58.1	101	100	99	30	25	83.3	58	46	79.3	52	32	61.5	55	40	72.7	29	17	58.6	26	21	80.8	
	NDZONDELELO HIGH SCHOOL	2019	4341060	3	41	28	68.3				117	89	76.1	58	45	77.6	230	230	100	81	60	74.1	49	49	100	80	52	65	96	77	80.2	91	29	31.9	46	29	63	
	NDZONDELELO HIGH SCHOOL	2018	4341060	3	17	17	100				84	69	82.1	23	23	100	154	153	99.4	28	11	39.3	28	27	96.4	80	52	65	86	60	69.8	26	20	76.9	26	18	69.2	
	NEWELL PUBLIC SECONDARY SCHOOL	2019	4341061	3	4	4	100				16	10	62.5				93	93	100	27	19	70.4	43	33	76.7	47	41	87.2	39	33	84.6	17	8	47.1	22	12	54.5	
	NEWELL PUBLIC SECONDARY SCHOOL	2018	4341061	3	3	3	100				10	5	50				58	58	100	32	19	59.4	17	17	100	48	39	81.3	24	20	83.3	24	2	8.3	23	2	8.7	
NEWTON T H S	2019	4341062	5													7	7	100																				

Province Districts	Centre Name	Year	Centre Number	Quintile	Subject Description																																						
					Accounting			Agricultural Sciences			Business Studies			Economics			English First Additional Language			Geography			History			Life Sciences			Mathematical Literacy			Mathematics			Physical Sciences								
					Total Wrote	Achieved 30 - 100% % Achieved at 30% and Above		Total Wrote	Achieved 30 - 100% % Achieved at 30% and Above		Total Wrote	Achieved 30 - 100% % Achieved at 30% and Above		Total Wrote	Achieved 30 - 100% % Achieved at 30% and Above		Total Wrote	Achieved 30 - 100% % Achieved at 30% and Above		Total Wrote	Achieved 30 - 100% % Achieved at 30% and Above		Total Wrote	Achieved 30 - 100% % Achieved at 30% and Above		Total Wrote	Achieved 30 - 100% % Achieved at 30% and Above		Total Wrote	Achieved 30 - 100% % Achieved at 30% and Above		Total Wrote	Achieved 30 - 100% % Achieved at 30% and Above		Total Wrote	Achieved 30 - 100% % Achieved at 30% and Above							
NELSON MANDELA METRO	NEWTON T H S	2018	4341062	5										8	8	100																		80	37	46.3	54	36	66.7				
	NKULULEKO SENIOR SCONDARY SCHOOL	2019	4341063	3						6	2	33.3	0	0	33	32	97	22	16	72.7	20	17	85	18	6	33.3	19	15	78.9	3	3	100	3	3	100	3	2	66.7					
	NKULULEKO SENIOR SCONDARY SCHOOL	2018	4341063	3	10	0	0			43	32	74.4	28	7	25	118	116	98.3	61	39	63.9	36	29	80.6	32	18	56.3	80	41	51.3	30	3	10	25	5	20							
	NORTHERN LIGHTS SCHOOL	2019	4343064	99						9	6	66.7			9	9	100										10	9	90														
	NORTHERN LIGHTS SCHOOL	2018	4343064	99						8	7	87.5			8	8	100										8	5	62.5														
	PATERSON HIGH SCHOOL	2019	4341065	3	9	9	100			65	47	72.3	18	17	94.4	25	25	100										76	69	90.8	39	26	66.7	83	69	83.1	18	12	66.7	15	9	60	
	PATERSON HIGH SCHOOL	2018	4341065	3	15	10	66.7			64	25	39.1	11	11	100	14	13	92.9									47	46	97.9	36	30	83.3	65	56	86.2	17	12	70.6	10	8	80		
	PEARSON HIGH SCHOOL	2019	4341066	5	69	68	98.6			134	125	93.3			27	27	100	60	60	100	77	77	100	129	122	94.6	87	87	100	146	142	97.3	110	110	100								
	PEARSON HIGH SCHOOL	2018	4341066	5	69	68	98.6			84	82	97.6			23	23	100	50	49	98	87	87	100	119	119	100	64	64	100	159	157	98.7	120	118	98.3								
	PHAKAMISA SENIOR SCONDARY SCHOOL	2019	4341067	3	3	3	100			21	17	81	9	8	88.9	65	64	98.5	25	18	72	39	29	74.4	28	17	60.7	28	25	89.3	17	2	11.8	14	6	42.9							
	PHAKAMISA SENIOR SCONDARY SCHOOL	2018	4341067	3	3	2	66.7			14	10	71.4	6	2	33.3	81	77	95.1	35	17	48.6	45	32	71.1	40	14	35	38	13	34.2	17	2	11.8	15	4	26.7							
	PHAPHANI SENIOR SCONDARY SCHOOL	2019	4341068	3	4	4	100			8	3	37.5	13	10	76.9	37	37	100	20	17	85	23	23	100				23	14	60.9	9	2	22.2	2	2	100							
PHAPHANI SENIOR SCONDARY SCHOOL	2018	4341068	3	13	4	30.8			28	6	21.4	41	20	48.8	87	86	98.9	21	4	19	37	30	81.1	10	6	60	65	23	35.4	18	6	33.3	11	6	54.5								

Province Districts	Centre Name	Year	Centre Number	Quintile	Subject Description																																
					Accounting			Agricultural Sciences			Business Studies			Economics			English First Additional Language			Geography			History			Life Sciences			Mathematical Literacy			Mathematics			Physical Sciences		
					Total Wrote	Achieved 30 - 100% % Achieved at 30% and Above		Total Wrote	Achieved 30 - 100% % Achieved at 30% and Above		Total Wrote	Achieved 30 - 100% % Achieved at 30% and Above		Total Wrote	Achieved 30 - 100% % Achieved at 30% and Above		Total Wrote	Achieved 30 - 100% % Achieved at 30% and Above		Total Wrote	Achieved 30 - 100% % Achieved at 30% and Above		Total Wrote	Achieved 30 - 100% % Achieved at 30% and Above		Total Wrote	Achieved 30 - 100% % Achieved at 30% and Above		Total Wrote	Achieved 30 - 100% % Achieved at 30% and Above		Total Wrote	Achieved 30 - 100% % Achieved at 30% and Above				
NELSON MANDELA METRO	QAPHELANI SENIOR SECONDARY SCHOOL	2019	4341069	3							10	6	60	9	7	77.8	42	42	100	10	10	100	14	13	92.9	19	13	68.4	29	25	86.2	9	4	44.4	8	5	62.5
	QAPHELANI SENIOR SECONDARY SCHOOL	2018	4341069	3							18	7	38.9	17	3	17.6	101	89	88.1	26	12	46.2	52	17	32.7	39	23	59	52	19	36.5	19	10	52.6	19	9	47.4
	RIEBEEK COLLEGE GIRLS HIGH SCHOOL	2019	4341070	5	12	12	100				35	33	94.3							17	17	100	56	56	100	53	52	98.1	39	39	100	37	36	97.3	25	25	100
	RIEBEEK COLLEGE GIRLS HIGH SCHOOL	2018	4341070	5	26	25	96.2				64	63	98.4							27	27	100	62	62	100	53	52	98.1	64	64	100	27	27	100	14	14	100
	ROCKLANDS INTERMEDIATE SCHOOL	2019	4341071	2							27	21	77.8				46	45	97.8				17	16	94.1	19	11	57.9	33	22	66.7	12	8	66.7	9	7	77.8
	ROCKLANDS INTERMEDIATE SCHOOL	2018	4341071	2							26	22	84.6				37	37	100				16	16	100	13	12	92.3	16	11	68.8	10	6	60	10	4	40
	SAKHISIZWE SENIOR SECONDARY SCHOOL	2019	4341072	3							17	2	11.8				51	51	100	42	33	78.6	27	19	70.4	26	20	76.9	19	15	78.9	23	4	17.4	23	7	30.4
	SAKHISIZWE SENIOR SECONDARY SCHOOL	2018	4341072	3							2	0	0				39	39	100	16	13	81.3	26	14	53.8	17	12	70.6	6	5	83.3	10	5	50	10	6	60
	SANCTOR HIGH SCHOOL	2019	4341073	3							134	91	67.9				42	42	100	30	28	93.3	64	64	100	144	92	63.9	161	130	80.7	39	17	43.6	27	15	55.6
	SANCTOR HIGH SCHOOL	2018	4341073	3	4	4	100				106	72	67.9	10	6	60	27	27	100	29	29	100	46	46	100	115	98	85.2	94	86	91.5	40	18	45	23	12	52.2
	SISONKE SENIOR SECONDARY SCHOOL	2019	4341074	3	6	4	66.7				8	5	62.5	20	5	25	58	56	96.6	27	17	63	43	28	65.1	14	8	57.1	23	16	69.6	10	3	30	6	2	33.3
	SISONKE SENIOR SECONDARY SCHOOL	2018	4341074	3	7	2	28.6				10	3	30	14	2	14.3	46	45	97.8	22	11	50	23	13	56.5	17	6	35.3	21	12	57.1	9	2	22.2	10	0	0

Province Districts	Centre Name	Year	Centre Number	Quintile	Subject Description																																		
					Accounting			Agricultural Sciences			Business Studies			Economics			English First Additional Language			Geography			History			Life Sciences			Mathematical Literacy			Mathematics			Physical Sciences				
					Total Wrote	Achieved 30 - 100% % Achieved at 30% and Above		Total Wrote	Achieved 30 - 100% % Achieved at 30% and Above		Total Wrote	Achieved 30 - 100% % Achieved at 30% and Above		Total Wrote	Achieved 30 - 100% % Achieved at 30% and Above		Total Wrote	Achieved 30 - 100% % Achieved at 30% and Above		Total Wrote	Achieved 30 - 100% % Achieved at 30% and Above		Total Wrote	Achieved 30 - 100% % Achieved at 30% and Above		Total Wrote	Achieved 30 - 100% % Achieved at 30% and Above		Total Wrote	Achieved 30 - 100% % Achieved at 30% and Above		Total Wrote	Achieved 30 - 100% % Achieved at 30% and Above		Total Wrote	Achieved 30 - 100% % Achieved at 30% and Above			
NELSON MANDELA METRO	SOLOMON MAHLANGU HIGH SCHOOL	2019	4341075	3	13	12	92.3	26	23	88.5	42	15	35.7	13	12	92.3	130	129	99.2	72	60	83.3	65	63	96.9	58	38	65.5	77	61	79.2	53	16	30.2	36	23	63.9		
	SOLOMON MAHLANGU HIGH SCHOOL	2018	4341075	3	5	3	60	34	21	61.8	29	2	6.9	8	5	62.5	117	116	99.1	63	42	66.7	43	36	83.7	63	47	74.6	30	16	53.3	63	19	30.2	48	29	60.4		
	SOPHAKAMA SENIOR SECONDARY SCHOOL	2019	4341076	3							20	7	35	10	6	60	36	34	94.4	16	15	93.8	19	16	84.2	26	13	50	19	10	52.6	13	1	7.7					
	SOPHAKAMA SENIOR SECONDARY SCHOOL	2018	4341076	3							13	5	38.5	10	9	90	19	18	94.7	6	4	66.7	2	2	100	10	6	60	10	9	90	5	2	40					
	SOQHAYISA SENIOR SECONDARY SCHOOL	2019	4341077	3	30	29	96.7				31	29	93.5	32	32	100	90	90	100	33	33	100	21	21	100	33	33	100	64	62	96.9	26	25	96.2	26	26	100		
	SOQHAYISA SENIOR SECONDARY SCHOOL	2018	4341077	3	11	11	100				9	4	44.4	9	7	77.8	58	58	100	33	31	93.9	15	14	93.3	27	27	100	29	21	72.4	29	28	96.6	27	27	100		
	ST ALBANS PRISON	2018	4344098	5							4	0	0	4	2	50	7	7	100									4	3	75									
	ST JAMES SECONDARY SCHOOL	2019	4341078	4							68	52	76.5				34	34	100						82	82	100	73	47	64.4	71	63	88.7	15	8	53.3	14	12	85.7
	ST JAMES SECONDARY SCHOOL	2018	4341078	4	6	6	100				69	33	47.8				30	30	100						67	61	91	76	54	71.1	57	46	80.7	21	10	47.6	14	10	71.4
	ST THOMAS SENIOR SECONDARY SCHOOL	2019	4341079	3	13	11	84.6				95	46	48.4									35	32	91.4	78	76	97.4	87	51	58.6	109	100	91.7	23	18	78.3	16	12	75
	ST THOMAS SENIOR SECONDARY SCHOOL	2018	4341079	3	44	27	61.4				99	58	58.6									82	76	92.7	73	72	98.6	101	83	82.2	143	129	90.2	27	19	70.4	27	18	66.7
	STRELITZIA HIGH SCHOOL	2019	4341080	5	13	11	84.6				110	61	55.5	56	40	71.4	12	12	100						36	35	97.2	119	88	73.9	97	93	95.9	44	27	61.4	19	17	89.5

Province Districts	Centre Name	Year	Centre Number	Quintile	Subject Description																																	
					Accounting			Agricultural Sciences			Business Studies			Economics			English First Additional Language			Geography			History			Life Sciences			Mathematical Literacy			Mathematics			Physical Sciences			
					Total Wrote	Achieved 30 - 100% % Achieved at 30% and Above		Total Wrote	Achieved 30 - 100% % Achieved at 30% and Above		Total Wrote	Achieved 30 - 100% % Achieved at 30% and Above		Total Wrote	Achieved 30 - 100% % Achieved at 30% and Above		Total Wrote	Achieved 30 - 100% % Achieved at 30% and Above		Total Wrote	Achieved 30 - 100% % Achieved at 30% and Above		Total Wrote	Achieved 30 - 100% % Achieved at 30% and Above		Total Wrote	Achieved 30 - 100% % Achieved at 30% and Above		Total Wrote	Achieved 30 - 100% % Achieved at 30% and Above		Total Wrote	Achieved 30 - 100% % Achieved at 30% and Above					
NELSON MANDELA METRO	STRELITZIA HIGH SCHOOL	2018	4341080	5	22	21	95.5				104	76	73.1	50	40	80	10	10	100				35	35	100	125	108	86.4	111	109	98.2	35	31	88.6	19	17	89.5	
	TAMSANQA SECONDARY SCHOOL	2018	4341081	3							13	0	0	7	2	28.6	28	27	96.4	19	7	36.8	13	9	69.2	23	8	34.8	19	9	47.4	10	3	30				
	TEHILLAH CHRISTIAN ACADEMY	2019	4345514	99	4	1	25				19	3	15.8	10	0	0				1	0	0	10	7	70	13	2	15.4	3	2	66.7	21	1	4.8	4	1	25	
	TEHILLAH CHRISTIAN ACADEMY	2018	4345514	99							6	3	50										3	3	100	2	2	100	13	12	92.3	1	0	0				
	THANDUXOLO SENIOR SECONDARY SCHOOL	2019	4341082	3							10	2	20				10	10	100				9	7	77.8				9	2	22.2							
	THANDUXOLO SENIOR SECONDARY SCHOOL	2018	4341082	3							12	5	41.7				13	12	92.3				14	10	71.4	2	0	0	11	5	45.5	2	0	0				
	THE HILL COLLEGE	2019	4342083	99	1	1	100				20	16	80										11	11	100	10	9	90	22	22	100	8	8	100	6	6	100	
	THE HILL COLLEGE	2018	4342083	99							15	12	80										9	9	100	14	14	100	12	12	100	17	12	70.6	12	12	100	
	THEODOR HERZL HIGH SCHOOL	2018	4342084	99	7	7	100				16	13	81.3							5	5	100	11	11	100	8	8	100	9	9	100	17	16	94.1	10	10	100	
	THUBELIHLE SENIOR SECONDARY SCHOOL	2018	4341085	3				8	0	0	1	0	0	0	0		19	16	84.2				8	8	100	9	5	55.6	10	4	40	1	0	0				
	TINARA HIGH SCHOOL	2019	4341086	3				8	7	87.5	13	8	61.5	4	3	75	18	17	94.4							9	9	100	8	7	87.5	6	2	33.3				
	TINARA HIGH SCHOOL	2018	4341086	3				4	1	25	4	0	0	12	5	41.7	17	17	100	10	3	30				9	2	22.2	11	4	36.4	2	0	0				
	TYHILULWAZI SENIOR SECONDARY SCHOOL	2019	4341087	3							15	13	86.7				50	50	100	34	32	94.1	30	25	83.3	29	25	86.2	24	17	70.8	20	2	10	20	7	35	
	TYHILULWAZI SENIOR SECONDARY SCHOOL	2018	4341087	3	7	3	42.9				27	10	37				119	114	95.8	76	32	42.1	81	52	64.2	69	29	42	71	29	40.8	32	3	9.4	27	8	29.6	



Province Districts	Centre Name	Year	Centre Number	Quintile	Subject Description																																
					Accounting			Agricultural Sciences			Business Studies			Economics			English First Additional Language			Geography			History			Life Sciences			Mathematical Literacy			Mathematics			Physical Sciences		
					Total Wrote	Achieved 30 - 100% % Achieved at 30% and Above		Total Wrote	Achieved 30 - 100% % Achieved at 30% and Above		Total Wrote	Achieved 30 - 100% % Achieved at 30% and Above		Total Wrote	Achieved 30 - 100% % Achieved at 30% and Above		Total Wrote	Achieved 30 - 100% % Achieved at 30% and Above		Total Wrote	Achieved 30 - 100% % Achieved at 30% and Above		Total Wrote	Achieved 30 - 100% % Achieved at 30% and Above		Total Wrote	Achieved 30 - 100% % Achieved at 30% and Above		Total Wrote	Achieved 30 - 100% % Achieved at 30% and Above		Total Wrote	Achieved 30 - 100% % Achieved at 30% and Above				
NELSON MANDELA METRO	UITENHAGE SENIOR SECONDARY SCHOOL	2019	4341088	4	10	10	100				97	36	37.1	40	25	62.5	90	90	100	77	68	88.3	173	160	92.5	109	77	70.6	142	124	87.3	78	23	29.5	58	40	69
	UITENHAGE SENIOR SECONDARY SCHOOL	2018	4341088	4	10	8	80				72	38	52.8	70	47	67.1	102	102	100	90	69	76.7	131	124	94.7	104	85	81.7	143	127	88.8	61	21	34.4	52	31	59.6
	URBAN ACADEMY	2019	4342100	99	11	8	72.7				39	22	56.4							13	9	69.2	13	12	92.3	27	14	51.9	42	40	95.2	9	9	100	8	7	87.5
	URBAN ACADEMY	2018	4342100	99							31	13	41.9							15	6	40	17	17	100	29	17	58.6	40	34	85	6	5	83.3	5	4	80
	V M KWINANA S S S	2019	4341089	3	27	20	74.1				33	22	66.7	16	8	50	106	102	96.2	10	8	80	18	13	72.2	20	15	75	34	29	85.3	14	8	57.1	11	11	100
	V M KWINANA S S S	2018	4341089	3	13	11	84.6				23	16	69.6	17	12	70.6	126	120	95.2	36	24	66.7	11	10	90.9	31	20	64.5	29	17	58.6	38	9	23.7	25	12	48
	VICTORIA PARK HIGH SCHOOL	2019	4341090	5	38	38	100				107	70	65.4							34	34	100	50	49	98	90	84	93.3	100	99	99	93	78	83.9	65	58	89.2
	VICTORIA PARK HIGH SCHOOL	2018	4341090	5	47	44	93.6				119	99	83.2							31	30	96.8	65	65	100	85	83	97.6	117	115	98.3	81	73	90.1	55	51	92.7
	VULUMZI SENIOR SECONDARY SCHOOL	2019	4341091	3	5	5	100	7	7	100	11	9	81.8	9	9	100	59	57	96.6	28	18	64.3	15	15	100	19	19	100	20	12	60	22	9	40.9	18	15	83.3
	VULUMZI SENIOR SECONDARY SCHOOL	2018	4341091	3	5	2	40	21	13	61.9	11	8	72.7	16	15	93.8	96	93	96.9	52	30	57.7	20	17	85	53	44	83	35	27	77.1	43	12	27.9	38	23	60.5
	WALMER HIGH SCHOOL	2019	4341092	3	20	20	100				55	42	76.4	23	16	69.6	131	130	99.2	53	31	58.5	71	67	94.4	71	31	43.7	75	72	96	28	13	46.4	13	13	100
	WALMER HIGH SCHOOL	2018	4341092	3	30	18	60				52	30	57.7	26	19	73.1	167	167	100	80	55	68.8	74	70	94.6	94	63	67	92	72	78.3	41	28	68.3	39	35	89.7
	WESTERING HIGH SCHOOL	2019	4341093	5	28	26	92.9				119	106	89.1							41	40	97.6	37	37	100	102	93	91.2	107	107	100	73	60	82.2	42	38	90.5
WESTERING HIGH SCHOOL	2018	4341093	5	37	35	94.6				101	94	93.1							26	26	100	26	26	100	106	103	97.2	86	84	97.7	88	68	77.3	65	59	90.8	

Province Districts	Centre Name	Year	Centre Number	Quintile	Subject Description																																
					Accounting			Agricultural Sciences			Business Studies			Economics			English First Additional Language			Geography			History			Life Sciences			Mathematical Literacy			Mathematics			Physical Sciences		
					Total Wrote	Achieved 30 - 100% % Achieved at 30% and Above		Total Wrote	Achieved 30 - 100% % Achieved at 30% and Above		Total Wrote	Achieved 30 - 100% % Achieved at 30% and Above		Total Wrote	Achieved 30 - 100% % Achieved at 30% and Above		Total Wrote	Achieved 30 - 100% % Achieved at 30% and Above		Total Wrote	Achieved 30 - 100% % Achieved at 30% and Above		Total Wrote	Achieved 30 - 100% % Achieved at 30% and Above		Total Wrote	Achieved 30 - 100% % Achieved at 30% and Above		Total Wrote	Achieved 30 - 100% % Achieved at 30% and Above		Total Wrote	Achieved 30 - 100% % Achieved at 30% and Above				
NELSON MANDELA METRO	WESTVILLE SECONDARY SCHOOL	2019	4341094	3	8	8	100				87	59	67.8				24	24	100	8	8	100	35	35	100	49	33	67.3	92	89	96.7	5	4	80	7	5	71.4
	WESTVILLE SECONDARY SCHOOL	2018	4341094	3	22	21	95.5				88	60	68.2				22	22	100	16	15	93.8	27	27	100	53	46	86.8	77	67	87	24	14	58.3	13	6	46.2
	WOOLHOPE SECONDARY SCHOOL	2019	4341095	4							82	54	65.9				84	84	100	76	61	80.3	76	75	98.7	56	47	83.9	121	111	91.7	29	15	51.7	15	12	80
	WOOLHOPE SECONDARY SCHOOL	2018	4341095	4	41	14	34.1				46	39	84.8				51	51	100	70	59	84.3	52	51	98.1	77	67	87	106	89	84	25	19	76	20	14	70
	ZANOLWAZI SENIOR SECONDARY SCHOOL	2019	4341096	3	5	1	20				24	2	8.3	10	4	40	87	86	98.9	60	33	55	41	40	97.6	33	16	48.5	38	24	63.2	14	0	0	9	2	22.2
	ZANOLWAZI SENIOR SECONDARY SCHOOL	2018	4341096	3	6	2	33.3				15	7	46.7	14	4	28.6	84	84	100	64	23	35.9	56	49	87.5	32	10	31.3	53	17	32.1	12	1	8.3	6	4	66.7
O R TAMBO INLAND	A V PLATJIE S S S	2019	4291001	3	40	24	60	44	41	93.2	41	31	75.6	40	30	75	174	170	97.7	89	79	88.8	43	43	100	132	95	72	43	36	83.7	129	30	23.3	89	57	64
	A V PLATJIE S S S	2018	4291001	3	18	12	66.7	16	13	81.3	19	15	78.9	19	15	78.9	97	95	97.9	50	46	92	25	24	96	69	57	82.6	24	19	79.2	53	13	24.5	35	24	68.6
	ATTWELL MADALA HIGH SCHOOL	2019	4291002	4	38	33	86.8	74	70	94.6	45	27	60	38	32	84.2	229	224	97.8	89	71	79.8	90	75	83.3	158	114	72.2	73	53	72.6	121	75	62	85	66	77.6
	ATTWELL MADALA HIGH SCHOOL	2018	4291002	4	39	31	79.5	92	78	84.8	41	33	80.5	38	36	94.7	253	251	99.2	99	85	85.9	54	49	90.7	186	160	86	45	27	60	165	90	54.5	125	68	54.4
	BAMBILANGA SENIOR SECONDARY SCHOOL	2019	4291003	1	1	1	100	19	16	84.2	1	1	100	1	1	100	37	30	81.1	33	27	81.8				31	25	80.6	20	14	70	13	6	46.2	12	11	91.7
	BAMBILANGA SENIOR SECONDARY SCHOOL	2018	4291003	1	13	3	23.1	16	12	75	13	3	23.1	13	1	7.7	46	37	80.4	28	19	67.9				23	19	82.6	13	6	46.2	21	5	23.8	9	8	88.9
BAZINDLOVU SENIOR SECONDARY SCHOOL	2019	4291004	2	50	40	80	55	54	98.2	48	41	85.4	48	39	81.3	167	165	98.8	61	57	93.4	38	37	97.4	115	103	89.6	45	39	86.7	118	47	39.8	76	58	76.3	

Province Districts	Centre Name	Year	Centre Number	Quintile	Subject Description																																				
					Accounting			Agricultural Sciences			Business Studies			Economics			English First Additional Language			Geography			History			Life Sciences			Mathematical Literacy			Mathematics			Physical Sciences						
					Total Wrote	Achieved 30 - 100%	% Achieved at 30% and Above	Total Wrote	Achieved 30 - 100%	% Achieved at 30% and Above	Total Wrote	Achieved 30 - 100%	% Achieved at 30% and Above	Total Wrote	Achieved 30 - 100%	% Achieved at 30% and Above	Total Wrote	Achieved 30 - 100%	% Achieved at 30% and Above	Total Wrote	Achieved 30 - 100%	% Achieved at 30% and Above	Total Wrote	Achieved 30 - 100%	% Achieved at 30% and Above	Total Wrote	Achieved 30 - 100%	% Achieved at 30% and Above	Total Wrote	Achieved 30 - 100%	% Achieved at 30% and Above	Total Wrote	Achieved 30 - 100%	% Achieved at 30% and Above							
O R TAMBO INLAND	BAZINDLOVU SENIOR SECONDARY SCHOOL	2018	4291004	2	77	50	64.9	50	46	92	75	49	65.3	75	50	66.7	176	162	92	46	43	93.5	34	26	76.5	97	88	90.7	57	24	42.1	113	30	26.5	61	47	77				
	BELE ZINGCUKA TECHNICAL COLLEGE	2019	4291005	3	7	6	85.7				10	7	70	7	5	71.4	36	35	97.2														7	1	14.3						
	BELE ZINGCUKA TECHNICAL COLLEGE	2018	4291005	3	10	6	60				12	9	75	11	9	81.8	56	55	98.2															10	3	30					
	BUWA SENIOR SECONDARY SCHOOL	2019	4291006	1				12	12	100							30	30	100	17	13	76.5	17	14	82.4	30	22	73.3	17	13	76.5	12	5	41.7	12	10	83.3				
	BUWA SENIOR SECONDARY SCHOOL	2018	4291006	1				12	9	75							26	25	96.2	14	7	50	14	13	92.9	24	18	75	14	10	71.4	10	5	50	10	10	100				
	CAMERON NGUDLE S S S	2019	4291007	2	9	8	88.9				9	6	66.7	8	8	100	30	30	100	18	17	94.4				19	18	94.7					25	20	80	17	17	100			
	CAMERON NGUDLE S S S	2018	4291007	2	12	9	75				17	10	58.8	15	11	73.3	39	39	100	19	16	84.2				19	17	89.5					28	21	75	17	17	100			
	CHIEF N Z MTIRARA S S S	2019	4291008	3	4	4	100	29	22	75.9	9	3	33.3	3	3	100	126	115	91.3	63	42	66.7	57	41	71.9	30	21	70	40	26	65	29	12	41.4	15	14	93.3				
	CHIEF N Z MTIRARA S S S	2018	4291008	3	10	8	80	9	9	100	10	2	20	10	7	70	50	46	92	28	11	39.3	17	14	82.4	15	12	80	16	8	50	24	7	29.2	11	8	72.7				
	CHRIST THE KING INT SCHOOL	2019	4292103	99	3	2	66.7	15	14	93.3	12	6	50	9	3	33.3	57	57	100	28	21	75	22	16	72.7	44	30	68.2	25	16	64	32	3	9.4	17	11	64.7				
	CHRIST THE KING INT SCHOOL	2018	4292103	99	10	5	50	20	11	55	17	9	52.9	18	8	44.4	73	72	98.6	29	12	41.4	17	7	41.2	51	26	51	37	9	24.3	36	5	13.9	19	7	36.8				
	DALIBASO SENIOR SECONDARY SCHOOL	2019	4291009	2	80	69	86.3	81	71	87.7	82	61	74.4	80	65	81.3	399	390	97.7	140	120	85.7	111	92	82.9	306	184	60.1	108	69	63.9	276	95	34.4	195	133	68.2				

Province Districts	Centre Name	Year	Centre Number	Quintile	Subject Description																																
					Accounting			Agricultural Sciences			Business Studies			Economics			English First Additional Language			Geography			History			Life Sciences			Mathematical Literacy			Mathematics			Physical Sciences		
					Total Wrote	Achieved 30 - 100% % Achieved at 30% and Above		Total Wrote	Achieved 30 - 100% % Achieved at 30% and Above		Total Wrote	Achieved 30 - 100% % Achieved at 30% and Above		Total Wrote	Achieved 30 - 100% % Achieved at 30% and Above		Total Wrote	Achieved 30 - 100% % Achieved at 30% and Above		Total Wrote	Achieved 30 - 100% % Achieved at 30% and Above		Total Wrote	Achieved 30 - 100% % Achieved at 30% and Above		Total Wrote	Achieved 30 - 100% % Achieved at 30% and Above		Total Wrote	Achieved 30 - 100% % Achieved at 30% and Above		Total Wrote	Achieved 30 - 100% % Achieved at 30% and Above		Total Wrote	Achieved 30 - 100% % Achieved at 30% and Above	
O R TAMBO INLAND	DALIBASO SENIOR SECONDARY SCHOOL	2018	4291009	2	71	67	94.4	100	78	78	71	64	90.1	71	64	90.1	355	347	97.7	176	149	84.7	117	111	94.9	263	214	81.4	106	62	58.5	233	119	51.1	162	133	82.1
	DALINDYEBO SENIOR SECONDARY SCHOOL	2019	4291010	1	33	20	60.6	120	92	76.7	58	21	36.2	64	29	45.3	244	227	93	119	79	66.4				122	80	65.6	59	26	44.1	151	30	19.9	52	29	55.8
	DALINDYEBO SENIOR SECONDARY SCHOOL	2018	4291010	1	21	17	81	59	55	93.2	32	19	59.4	38	32	84.2	123	123	100	68	51	75				72	64	88.9	28	16	57.1	90	28	31.1	30	25	83.3
	DALUHLANGA SENIOR SECONDARY SCHOOL	2019	4291011	1				15	14	93.3							15	15	100	10	10	100				14	13	92.9	10	10	100	4	0	0	4	3	75
	DALUHLANGA SENIOR SECONDARY SCHOOL	2018	4291011	1				15	13	86.7							24	24	100	12	8	66.7				22	15	68.2	14	13	92.9	6	0	0	4	2	50
	DALUKHANYO SENIOR SECONDARY SCHOOL	2019	4291012	3	7	7	100	15	13	86.7	8	7	87.5	7	7	100	50	45	90	41	29	70.7				34	16	47.1	14	10	71.4	27	2	7.4	20	13	65
	DALUKHANYO SENIOR SECONDARY SCHOOL	2018	4291012	3	8	2	25	12	6	50	11	3	27.3	8	6	75	46	39	84.8	32	14	43.8				21	6	28.6	10	3	30	18	3	16.7	10	3	30
	DILIZINTABA SENIOR SECONDARY SCHOOL	2019	4291013	2				19	15	78.9							81	70	86.4	42	31	73.8	25	13	52	30	15	50	7	4	57.1	41	5	12.2	17	7	41.2
	DILIZINTABA SENIOR SECONDARY SCHOOL	2018	4291013	2				34	33	97.1							74	69	93.2	36	30	83.3	22	14	63.6	54	46	85.2	4	2	50	50	6	12	8	4	50
	DUDUMAYO SENIOR SECONDARY SCHOOL	2019	4291014	1	27	21	77.8	45	40	88.9	27	27	100	29	29	100	137	128	93.4	39	38	97.4	64	41	64.1	82	70	85.4	49	33	67.3	59	24	40.7	32	29	90.6
	DUDUMAYO SENIOR SECONDARY SCHOOL	2018	4291014	1	39	38	97.4	175	124	70.9	42	41	97.6	38	35	92.1	306	292	95.4	55	53	96.4	133	117	88	248	162	65.3	128	69	53.9	133	56	42.1	96	48	50
	DUMRANA SENIOR SECONDARY SCHOOL	2019	4291015	1				23	19	82.6							53	47	88.7	16	16	100	34	23	67.6	41	25	61	24	17	70.8	11	5	45.5	12	6	50

Province Districts	Centre Name	Year	Centre Number	Quintile	Subject Description																																
					Accounting			Agricultural Sciences			Business Studies			Economics			English First Additional Language			Geography			History			Life Sciences			Mathematical Literacy			Mathematics			Physical Sciences		
					Total Wrote	Achieved 30 - 100% % Achieved at 30% and Above		Total Wrote	Achieved 30 - 100% % Achieved at 30% and Above		Total Wrote	Achieved 30 - 100% % Achieved at 30% and Above		Total Wrote	Achieved 30 - 100% % Achieved at 30% and Above		Total Wrote	Achieved 30 - 100% % Achieved at 30% and Above		Total Wrote	Achieved 30 - 100% % Achieved at 30% and Above		Total Wrote	Achieved 30 - 100% % Achieved at 30% and Above		Total Wrote	Achieved 30 - 100% % Achieved at 30% and Above		Total Wrote	Achieved 30 - 100% % Achieved at 30% and Above		Total Wrote	Achieved 30 - 100% % Achieved at 30% and Above				
O R TAMBO INLAND	DUMRANA SENIOR SECONDARY SCHOOL	2018	4291015	1	2	0	0	14	11	78.6						53	49	92.5	24	11	45.8	32	18	56.3	38	23	60.5	22	13	59.1	13	6	46.2	13	10	76.9	
	DWEBA SENIOR SECONDARY SCHOOL	2019	4291016	1	10	9	90	46	42	91.3	10	10	100	10	10	100	59	55	93.2							35	31	88.6				55	30	54.5	45	40	88.9
	DWEBA SENIOR SECONDARY SCHOOL	2018	4291016	1	8	8	100	43	38	88.4	11	10	90.9	9	9	100	63	63	100							32	24	75				44	36	81.8	37	30	81.1
	E N SEKU SENIOR SECONDARY SCHOOL	2019	4291017	1				11	10	90.9							28	28	100	17	14	82.4	17	17	100	11	11	100	17	15	88.2	11	8	72.7	11	9	81.8
	E N SEKU SENIOR SECONDARY SCHOOL	2018	4291017	1				10	10	100							29	28	96.6	16	10	62.5	18	15	83.3	12	11	91.7	16	11	68.8	10	8	80	10	9	90
	EFATA SCHOOL FOR THE BLIND & DEAF	2019	4293018	99							7	6	85.7				7	7	100				7	7	100			7	2	28.6							
	EFATA SCHOOL FOR THE BLIND & DEAF	2018	4293018	99							9	9	100				12	10	83.3				9	9	100			9	4	44.4							
	EXCELSIOR SENIOR SECONDARY SCHOOL	2019	4291019	4	26	26	100	47	45	95.7	27	26	96.3	24	24	100	126	124	98.4	84	80	95.2	58	56	96.6	36	36	100	47	42	89.4	57	40	70.2	35	34	97.1
	EXCELSIOR SENIOR SECONDARY SCHOOL	2018	4291019	4	14	14	100	25	24	96	14	14	100	14	13	92.9	77	77	100	63	61	96.8	25	25	100	35	35	100	25	24	96	49	42	85.7	35	34	97.1
	GCISA SENIOR SECONDARY SCHOOL	2019	4291020	2							17	17	100	17	13	76.5	19	19	100				8	8	100	19	10	52.6				17	5	29.4	11	9	81.8
	GCISA SENIOR SECONDARY SCHOOL	2018	4291020	2							20	20	100	21	18	85.7	21	21	100				8	8	100	16	11	68.8				17	3	17.6	11	6	54.5
GENERAL MAQHUTYANA TECHNICAL HIGH SC	2019	4291105	3													19	19	100																			

Province Districts	Centre Name	Year	Centre Number	Quintile	Subject Description																																
					Accounting			Agricultural Sciences			Business Studies			Economics			English First Additional Language			Geography			History			Life Sciences			Mathematical Literacy			Mathematics			Physical Sciences		
					Total Wrote	Achieved 30 - 100% % Achieved at 30% and Above		Total Wrote	Achieved 30 - 100% % Achieved at 30% and Above		Total Wrote	Achieved 30 - 100% % Achieved at 30% and Above		Total Wrote	Achieved 30 - 100% % Achieved at 30% and Above		Total Wrote	Achieved 30 - 100% % Achieved at 30% and Above		Total Wrote	Achieved 30 - 100% % Achieved at 30% and Above		Total Wrote	Achieved 30 - 100% % Achieved at 30% and Above		Total Wrote	Achieved 30 - 100% % Achieved at 30% and Above		Total Wrote	Achieved 30 - 100% % Achieved at 30% and Above		Total Wrote	Achieved 30 - 100% % Achieved at 30% and Above				
O R TAMBO INLAND	GENGQE SENIOR SECONDARY SCHOOL	2019	4291021	2				3	3	100	11	9	81.8				14	14	100				10	10	100	14	10	71.4	10	8	80	4	1	25	4	4	100
	GENGQE SENIOR SECONDARY SCHOOL	2018	4291021	2							23	8	34.8				35	30	85.7				16	10	62.5	21	8	38.1	11	4	36.4	7	1	14.3	10	6	60
	GOBINAMBA SENIOR SECONDARY SCHOOL	2019	4291022	2	15	11	73.3	37	37	100	17	14	82.4	16	15	93.8	55	54	98.2							35	33	94.3				51	17	33.3	36	33	91.7
	GOBINAMBA SENIOR SECONDARY SCHOOL	2018	4291022	2	20	14	70	43	36	83.7	28	10	35.7	20	17	85	74	68	91.9							39	31	79.5				57	12	21.1	38	31	81.6
	GOBIZIZWE SENIOR SECONDARY SCHOOL	2019	4291023	3				12	12	100	9	7	77.8				15	15	100							12	12	100				12	6	50	6	6	100
	GOBIZIZWE SENIOR SECONDARY SCHOOL	2018	4291023	3				39	25	64.1	20	7	35				44	44	100							37	25	67.6				36	7	19.4	22	16	72.7
	HLABATSHABANE S S S	2018	4291024	1	10	9	90				27	13	48.1	20	13	65	35	34	97.1	19	16	84.2				9	8	88.9	10	6	60	19	4	21.1	9	5	55.6
	HLABATSHANE SENIOR SECONDARY SCHOOL	2019	4291024	1	11	10	90.9				21	15	71.4	19	17	89.5	46	38	82.6	31	22	71				19	9	47.4	10	6	60	27	5	18.5	19	5	26.3
	HOLOMISA SENIOR SECONDARY SCHOOL	2019	4291025	3				51	36	70.6							109	108	99.1	99	53	53.5	74	64	86.5	53	32	60.4	73	58	79.5	23	12	52.2	23	12	52.2
	HOLOMISA SENIOR SECONDARY SCHOOL	2018	4291025	3				35	30	85.7							56	56	100	57	42	73.7	10	8	80	47	41	87.2	23	16	69.6	33	14	42.4	21	11	52.4
	HOLY CROSS SENIOR SECONDARY SCHOOL	2019	4291100	1	42	37	88.1				26	12	46.2				158	158	100	137	132	96.4	24	24	100	158	145	91.8				175	110	62.9	151	129	85.4
	HOLY CROSS SENIOR SECONDARY SCHOOL	2018	4291100	1	75	61	81.3				36	27	75				181	181	100	123	119	96.7	39	39	100	163	158	96.9				196	146	74.5	158	134	84.8
HOLYCROSS EDUCATION CENTRE	2019	4292027	99	22	22	100				22	22	100	19	19	100	78	78	100	60	60	100				64	63	98.4				86	71	82.6	64	63	98.4	

Province Districts	Centre Name	Year	Centre Number	Quintile	Subject Description																																
					Accounting			Agricultural Sciences			Business Studies			Economics			English First Additional Language			Geography			History			Life Sciences			Mathematical Literacy			Mathematics			Physical Sciences		
					Total Wrote	Achieved 30 - 100% % Achieved at 30% and Above		Total Wrote	Achieved 30 - 100% % Achieved at 30% and Above		Total Wrote	Achieved 30 - 100% % Achieved at 30% and Above		Total Wrote	Achieved 30 - 100% % Achieved at 30% and Above		Total Wrote	Achieved 30 - 100% % Achieved at 30% and Above		Total Wrote	Achieved 30 - 100% % Achieved at 30% and Above		Total Wrote	Achieved 30 - 100% % Achieved at 30% and Above		Total Wrote	Achieved 30 - 100% % Achieved at 30% and Above		Total Wrote	Achieved 30 - 100% % Achieved at 30% and Above		Total Wrote	Achieved 30 - 100% % Achieved at 30% and Above				
O R TAMBO INLAND	HOLYCROSS EDUCATION CENTRE	2018	4292027	99	12	12	100				12	12	100	12	12	100	58	58	100	51	51	100				58	58	100				70	62	88.6	58	52	89.7
	IKWEZI TECHNICAL SKILL CENTRE	2019	4291028	4	10	8	80				11	6	54.5	10	8	80	49	48	98												37	11	29.7	27	26	96.3	
	IKWEZI TECHNICAL SKILL CENTRE	2018	4291028	4	17	5	29.4				18	6	33.3	15	9	60	84	82	97.6											64	9	14.1	52	47	90.4		
	JENCA SENIOR SECONDARY SCHOOL	2019	4291101	99				24	24	100							55	46	83.6	31	29	93.5	31	22	71	51	18	35.3				50	9	18	23	11	47.8
	JENCA SENIOR SECONDARY SCHOOL	2018	4291101	99				19	8	42.1							58	57	98.3	38	21	55.3	45	34	75.6	57	12	21.1				54	8	14.8	11	6	54.5
	JIXINI SENIOR SECONDARY SCHOOL	2019	4291029	3				13	9	69.2							35	32	91.4	35	25	71.4				31	19	61.3				31	15	48.4	18	14	77.8
	JIXINI SENIOR SECONDARY SCHOOL	2018	4291029	3				16	11	68.8							50	49	98	45	32	71.1				48	34	70.8				42	22	52.4	29	24	82.8
	JONGILIZWE SENIOR SECONDARY SCHOOL	2019	4291030	3	15	12	80	30	23	76.7	22	14	63.6	35	26	74.3	125	117	93.6	58	42	72.4	37	24	64.9	48	32	66.7	25	18	72	52	16	30.8	40	24	60
	JONGILIZWE SENIOR SECONDARY SCHOOL	2018	4291030	3	13	9	69.2	15	12	80	12	11	91.7	24	21	87.5	73	72	98.6	39	33	84.6	17	17	100	30	29	96.7	12	10	83.3	36	20	55.6	25	23	92
	JONGINTABA SENIOR SECONDARY SCHOOL	2019	4291031	1	41	27	65.9	55	44	80	48	35	72.9	43	41	95.3	154	151	98.1	44	41	93.2	52	46	88.5	97	82	84.5	48	32	66.7	95	22	23.2	53	48	90.6
	JONGINTABA SENIOR SECONDARY SCHOOL	2018	4291031	1	13	11	84.6	19	14	73.7	14	14	100	13	13	100	46	46	100	9	8	88.9	19	18	94.7	27	23	85.2	17	10	58.8	22	5	22.7	9	9	100
JOUBERT LUDIDI S S S	2019	4291032	2	9	5	55.6	11	9	81.8	10	3	30	7	5	71.4	54	51	94.4	18	16	88.9	23	22	95.7	7	5	71.4				28	1	3.6	5	2	40	
JOUBERT LUDIDI S S S	2018	4291032	2	7	4	57.1	12	12	100	13	4	30.8	7	5	71.4	69	67	97.1	26	18	69.2	24	21	87.5	15	14	93.3	21	12	57.1	20	5	25	13	7	53.8	



Province Districts	Centre Name	Year	Centre Number	Quintile	Subject Description																																
					Accounting			Agricultural Sciences			Business Studies			Economics			English First Additional Language			Geography			History			Life Sciences			Mathematical Literacy			Mathematics			Physical Sciences		
					Total Wrote	Achieved 30 - 100% % Achieved at 30% and Above		Total Wrote	Achieved 30 - 100% % Achieved at 30% and Above		Total Wrote	Achieved 30 - 100% % Achieved at 30% and Above		Total Wrote	Achieved 30 - 100% % Achieved at 30% and Above		Total Wrote	Achieved 30 - 100% % Achieved at 30% and Above		Total Wrote	Achieved 30 - 100% % Achieved at 30% and Above		Total Wrote	Achieved 30 - 100% % Achieved at 30% and Above		Total Wrote	Achieved 30 - 100% % Achieved at 30% and Above		Total Wrote	Achieved 30 - 100% % Achieved at 30% and Above		Total Wrote	Achieved 30 - 100% % Achieved at 30% and Above				
O R TAMBO INLAND	JOYI SENIOR SECONDARY SCHOOL	2019	4291033	2				25	14	56							66	66	100	23	23	100	45	29	64.4	47	32	68.1	29	20	69	19	8	42.1	19	15	78.9
	JOYI SENIOR SECONDARY SCHOOL	2018	4291033	2				21	14	66.7							57	54	94.7	23	23	100	39	26	66.7	44	26	59.1	25	16	64	19	9	47.4	19	7	36.8
	JUMBA SENIOR SECONDARY SCHOOL	2019	4291034	3	6	6	100	33	33	100	11	9	81.8	8	7	87.5	90	83	92.2	20	17	85	15	15	100	47	42	89.4	19	18	94.7	38	9	23.7	32	26	81.3
	JUMBA SENIOR SECONDARY SCHOOL	2018	4291034	3	10	7	70	26	25	96.2	19	12	63.2	11	9	81.8	79	76	96.2	6	5	83.3	28	24	85.7	34	23	67.6	18	15	83.3	21	5	23.8	11	8	72.7
	KHANYA PRIVATE SCHOOL	2019	4292104	99	1	1	100				1	0	0	1	0	0	12	12	100	10	7	70	2	2	100	10	7	70				12	9	75	8	1	12.5
	KHANYA PRIVATE SCHOOL	2018	4292104	99	3	2	66.7				3	3	100	3	3	100	8	8	100	7	6	85.7				6	5	83.3				9	4	44.4	6	1	16.7
	KHANYISA SENIOR SECONDARY SCHOOL	2019	4292035	99	40	37	92.5	79	75	94.9	43	38	88.4	43	31	72.1	198	198	100	87	78	89.7				199	139	69.8	96	86	89.6	146	92	63	145	98	67.6
	KHANYISA SENIOR SECONDARY SCHOOL	2018	4292035	99	48	43	89.6	86	76	88.4	50	35	70	50	34	68	245	245	100	102	98	96.1				230	194	84.3	90	76	84.4	190	125	65.8	176	119	67.6
	KINGS COMMERCIAL COLLEGE	2019	4292036	99	15	14	93.3				18	17	94.4	14	13	92.9	79	79	100	55	55	100	29	29	100	70	66	94.3	35	34	97.1	51	36	70.6	49	41	83.7
	KINGS COMMERCIAL COLLEGE	2018	4292036	99	7	7	100				10	10	100	7	7	100	51	51	100	29	29	100	24	24	100	40	38	95	17	17	100	29	22	75.9	25	25	100
	KT MCHASA SENIOR SECONDARY SCHOOL	2019	4291037	3	16	14	87.5	45	42	93.3	18	14	77.8	23	18	78.3	204	204	100	97	92	94.8	62	59	95.2	144	119	82.6	59	50	84.7	110	52	47.3	106	64	60.4
	KT MCHASA SENIOR SECONDARY SCHOOL	2018	4291037	3	15	11	73.3	45	43	95.6	10	9	90	18	11	61.1	198	197	99.5	109	85	78	36	35	97.2	161	119	73.9	27	22	81.5	114	55	48.2	105	66	62.9

Province Districts	Centre Name	Year	Centre Number	Quintile	Subject Description																																
					Accounting			Agricultural Sciences			Business Studies			Economics			English First Additional Language			Geography			History			Life Sciences			Mathematical Literacy			Mathematics			Physical Sciences		
					Total Wrote	Achieved 30 - 100% % Achieved at 30% and Above		Total Wrote	Achieved 30 - 100% % Achieved at 30% and Above		Total Wrote	Achieved 30 - 100% % Achieved at 30% and Above		Total Wrote	Achieved 30 - 100% % Achieved at 30% and Above		Total Wrote	Achieved 30 - 100% % Achieved at 30% and Above		Total Wrote	Achieved 30 - 100% % Achieved at 30% and Above		Total Wrote	Achieved 30 - 100% % Achieved at 30% and Above		Total Wrote	Achieved 30 - 100% % Achieved at 30% and Above		Total Wrote	Achieved 30 - 100% % Achieved at 30% and Above		Total Wrote	Achieved 30 - 100% % Achieved at 30% and Above				
O R TAMBO INLAND	KULANATHI SENIOR SECONDARY SCHOOL	2019	4291038	3	12	6	50				12	9	75	11	8	72.7	88	79	89.8	42	18	42.9	24	13	54.2	36	21	58.3				31	4	12.9	14	9	64.3
	KULANATHI SENIOR SECONDARY SCHOOL	2018	4291038	3	3	3	100				15	5	33.3	3	3	100	54	52	96.3	29	16	55.2	8	5	62.5	21	18	85.7				16	11	68.8	11	9	81.8
	KWANOBUHLE SENIOR SECONDARY SCHOOL	2019	4291039	1	13	7	53.8	66	37	56.1	23	14	60.9	13	11	84.6	104	98	94.2	7	7	100				36	29	80.6	12	10	83.3	38	16	42.1	29	23	79.3
	KWANOBUHLE SENIOR SECONDARY SCHOOL	2018	4291039	1	7	7	100	32	20	62.5	19	10	52.6	7	7	100	71	69	97.2	24	15	62.5				30	20	66.7	13	9	69.2	19	7	36.8	17	11	64.7
	LESLIE NKALA SENIOR SECONDARY SCHOOL	2019	4291040	3	16	16	100	32	27	84.4	20	10	50	16	14	87.5	79	74	93.7	25	13	52	24	21	87.5	49	38	77.6	22	11	50	44	5	11.4	28	4	14.3
	LESLIE NKALA SENIOR SECONDARY SCHOOL	2018	4291040	3	15	13	86.7	17	14	82.4	22	9	40.9	15	13	86.7	75	72	96	35	14	40	27	21	77.8	45	35	77.8	27	13	48.1	32	4	12.5	17	4	23.5
	LITTLE FLOWER S S S	2019	4291041	3	15	13	86.7				18	14	77.8	15	15	100	101	101	100	83	74	89.2				77	73	94.8				92	58	63	77	60	77.9
	LITTLE FLOWER S S S	2018	4291041	3	9	8	88.9				23	7	30.4	9	9	100	209	208	99.5	188	148	78.7				167	158	94.6				174	72	41.4	165	91	55.2
	LUTUBENI SENIOR SECONDARY SCHOOL	2019	4291042	1	14	14	100	21	18	85.7	20	16	80	36	35	97.2	111	102	91.9	87	68	78.2	23	22	95.7	44	40	90.9	22	13	59.1	58	7	12.1	26	16	61.5
	LUTUBENI SENIOR SECONDARY SCHOOL	2018	4291042	1	13	4	30.8	4	4	100	16	10	62.5	26	23	88.5	43	43	100	28	25	89.3	13	13	100	14	14	100	13	9	69.2	27	10	37	10	9	90
	LUTUKA SENIOR SECONDARY SCHOOL	2019	4291043	3	18	11	61.1	36	31	86.1	18	14	77.8	18	13	72.2	143	142	99.3	79	61	77.2	57	49	86	112	62	55.4	55	42	76.4	77	48	62.3	60	44	73.3
	LUTUKA SENIOR SECONDARY SCHOOL	2018	4291043	3	7	4	57.1	25	25	100	6	4	66.7	5	5	100	137	134	97.8	102	62	60.8	61	51	83.6	117	79	67.5	62	39	62.9	61	39	63.9	56	45	80.4
	MANDELA SCHOOL OF SCIENCE AND TECH	2019	4291044	1	1	1	100	30	30	100							97	97	100	45	43	95.6				97	79	81.4				97	40	41.2	97	65	67

Province Districts	Centre Name	Year	Centre Number	Quintile	Subject Description																																	
					Accounting			Agricultural Sciences			Business Studies			Economics			English First Additional Language			Geography			History			Life Sciences			Mathematical Literacy			Mathematics			Physical Sciences			
					Total Wrote	Achieved 30 - 100% % Achieved at 30% and Above		Total Wrote	Achieved 30 - 100% % Achieved at 30% and Above		Total Wrote	Achieved 30 - 100% % Achieved at 30% and Above		Total Wrote	Achieved 30 - 100% % Achieved at 30% and Above		Total Wrote	Achieved 30 - 100% % Achieved at 30% and Above		Total Wrote	Achieved 30 - 100% % Achieved at 30% and Above		Total Wrote	Achieved 30 - 100% % Achieved at 30% and Above		Total Wrote	Achieved 30 - 100% % Achieved at 30% and Above		Total Wrote	Achieved 30 - 100% % Achieved at 30% and Above		Total Wrote	Achieved 30 - 100% % Achieved at 30% and Above					
O R TAMBO INLAND	MANDELA SCHOOL OF SCIENCE AND TECH	2018	4291044	1	1	1	100	44	44	100						89	88	98.9	30	30	100						84	73	86.9				77	44	57.1	77	63	81.8
	MANZOLWANDLE SANDILE S S S	2019	4291045	3	18	15	83.3				18	15	83.3	17	15	88.2	48	46	95.8	26	20	76.9					27	17	63				40	6	15	23	14	60.9
	MANZOLWANDLE SANDILE S S S	2018	4291045	3	16	13	81.3				15	8	53.3	15	15	100	46	45	97.8	30	27	90					25	22	88				40	11	27.5	25	18	72
	MAXWELE SENIOR SECONDARY SCHOOL	2019	4291046	3												64	64	100	64	49	76.6					56	43	76.8				56	35	62.5	56	34	60.7	
	MAXWELE SENIOR SECONDARY SCHOOL	2018	4291046	3												73	73	100	74	59	79.7					74	59	79.7				74	35	47.3	74	33	44.6	
	MBONGWENI SENIOR SECONDARY SCHOOL	2019	4291106	3				10	5	50						32	29	90.6	21	9	42.9	10	9	90	32	7	21.9				32	2	6.3	22	2	9.1		
	MENZIWA SENIOR SECONDARY SCHOOL	2019	4291048	1	33	20	60.6	48	40	83.3	39	27	69.2	35	29	82.9	214	195	91.1	119	112	94.1	56	53	94.6	159	129	81.1	72	54	75	125	46	36.8	110	77	70	
	MENZIWA SENIOR SECONDARY SCHOOL	2018	4291048	1	46	24	52.2	52	40	76.9	46	26	56.5	46	34	73.9	176	174	98.9	78	67	85.9	48	41	85.4	130	98	75.4	78	42	53.8	98	35	35.7	82	55	67.1	
	MILTON DALASILE S S S	2019	4291049	1	15	10	66.7	34	24	70.6	16	10	62.5	15	10	66.7	52	47	90.4	5	4	80	28	24	85.7	37	23	62.2	29	17	58.6	23	0	0	9	5	55.6	
	MILTON DALASILE S S S	2018	4291049	1	12	9	75	36	10	27.8	12	7	58.3	12	12	100	57	40	70.2	6	5	83.3	36	22	61.1	42	15	35.7	36	7	19.4	18	2	11.1	9	5	55.6	
	MILTON MBEKELA S S S	2019	4291050	2	27	22	81.5	117	106	90.6	41	30	73.2	31	21	67.7	193	190	98.4	107	85	79.4	74	69	93.2	85	68	80	73	55	75.3	111	52	46.8	85	65	76.5	
	MILTON MBEKELA S S S	2018	4291050	2	26	16	61.5	110	76	69.1	35	30	85.7	25	22	88	200	189	94.5	120	62	51.7	72	62	86.1	95	66	69.5	69	36	52.2	121	61	50.4	95	42	44.2	
	MORNING STAR EDUCATION CENTRE	2019	4292051	99	6	3	50	11	9	81.8	8	5	62.5	8	2	25	40	37	92.5	30	20	66.7	9	9	100	31	23	74.2	17	12	70.6	24	5	20.8	20	8	40	
	MORNING STAR EDUCATION CENTRE	2018	4292051	99	2	1	50	17	17	100	3	1	33.3	4	4	100	38	36	94.7	29	25	86.2	5	5	100	35	30	85.7	18	17	94.4	19	9	47.4	15	12	80	

Province Districts	Centre Name	Year	Centre Number	Quintile	Subject Description																																
					Accounting			Agricultural Sciences			Business Studies			Economics			English First Additional Language			Geography			History			Life Sciences			Mathematical Literacy			Mathematics			Physical Sciences		
					Total Wrote	Achieved 30 - 100% % Achieved at 30% and Above		Total Wrote	Achieved 30 - 100% % Achieved at 30% and Above		Total Wrote	Achieved 30 - 100% % Achieved at 30% and Above		Total Wrote	Achieved 30 - 100% % Achieved at 30% and Above		Total Wrote	Achieved 30 - 100% % Achieved at 30% and Above		Total Wrote	Achieved 30 - 100% % Achieved at 30% and Above		Total Wrote	Achieved 30 - 100% % Achieved at 30% and Above		Total Wrote	Achieved 30 - 100% % Achieved at 30% and Above		Total Wrote	Achieved 30 - 100% % Achieved at 30% and Above		Total Wrote	Achieved 30 - 100% % Achieved at 30% and Above		Total Wrote	Achieved 30 - 100% % Achieved at 30% and Above	
O R TAMBO INLAND	MPEKO SENIOR SECONDARY SCHOOL	2019	4291052	3	16	15	93.8	19	19	100	16	14	87.5	16	15	93.8	60	60	100	25	22	88	25	25	100	43	37	86	25	21	84	35	20	57.1	19	16	84.2
	MPEKO SENIOR SECONDARY SCHOOL	2018	4291052	3	19	9	47.4	12	8	66.7	23	11	47.8	40	23	57.5	96	96	100	34	28	82.4	22	12	54.5	54	34	63	12	9	75	51	4	7.8	18	4	22.2
	MPINDWENI SENIOR SECONDARY SCHOOL	2019	4291053	3	11	6	54.5	50	47	94	16	7	43.8	11	11	100	86	85	98.8	24	21	87.5				68	44	64.7	22	18	81.8	39	11	28.2	28	19	67.9
	MPINDWENI SENIOR SECONDARY SCHOOL	2018	4291053	3	16	13	81.3	56	55	98.2	15	7	46.7	14	12	85.7	87	86	98.9	29	29	100				69	53	76.8	27	22	81.5	41	17	41.5	28	24	85.7
	MTENGWANE SENIOR SECONDARY SCHOOL	2019	4291054	2	15	11	73.3	20	13	65	16	10	62.5	16	14	87.5	81	78	96.3	29	20	69	39	35	89.7	16	14	87.5	38	24	63.2	26	6	23.1	14	10	71.4
	MTENGWANE SENIOR SECONDARY SCHOOL	2018	4291054	2	11	5	45.5	28	23	82.1	13	5	38.5	14	11	78.6	89	78	87.6	31	15	48.4	49	41	83.7	33	25	75.8	43	12	27.9	23	3	13	12	11	91.7
	MTHATHA COLLEGE OF MATHS SCIENCE & C	2019	4292055	99	5	5	100	14	14	100	7	6	85.7	6	5	83.3	44	44	100	30	25	83.3				38	35	92.1				43	19	44.2	36	21	58.3
	MTHATHA COLLEGE OF MATHS SCIENCE & C	2018	4292055	99	6	6	100	18	18	100	6	6	100	6	6	100	51	51	100	45	35	77.8				52	49	94.2				59	33	55.9	45	32	71.1
	NGANGELIZWE SENIOR SECONDARY SCHOOL	2019	4291056	3	24	21	87.5	36	33	91.7				26	21	80.8	147	146	99.3	91	79	86.8	61	58	95.1	38	36	94.7	69	56	81.2	53	26	49.1	35	34	97.1
	NGANGELIZWE SENIOR SECONDARY SCHOOL	2018	4291056	3	12	9	75	53	43	81.1				13	13	100	98	95	96.9	27	21	77.8	49	42	85.7	24	21	87.5	49	45	91.8	25	17	68	20	20	100
	NGQWALA SENIOR SECONDARY SCHOOL	2019	4291104	3				24	13	54.2							57	55	96.5	29	15	51.7	33	24	72.7	57	21	36.8	29	14	48.3	20	7	35	20	3	15
	NGQWALA SENIOR SECONDARY SCHOOL	2018	4291104	3				14	6	42.9							52	52	100	30	6	20	33	19	57.6	47	27	57.4	30	12	40	14	1	7.1	14	0	0

Province Districts	Centre Name	Year	Centre Number	Quintile	Subject Description																																		
					Accounting			Agricultural Sciences			Business Studies			Economics			English First Additional Language			Geography			History			Life Sciences			Mathematical Literacy			Mathematics			Physical Sciences				
					Total Wrote	Achieved 30 - 100% % Achieved at 30% and Above		Total Wrote	Achieved 30 - 100% % Achieved at 30% and Above		Total Wrote	Achieved 30 - 100% % Achieved at 30% and Above		Total Wrote	Achieved 30 - 100% % Achieved at 30% and Above		Total Wrote	Achieved 30 - 100% % Achieved at 30% and Above		Total Wrote	Achieved 30 - 100% % Achieved at 30% and Above		Total Wrote	Achieved 30 - 100% % Achieved at 30% and Above		Total Wrote	Achieved 30 - 100% % Achieved at 30% and Above		Total Wrote	Achieved 30 - 100% % Achieved at 30% and Above		Total Wrote	Achieved 30 - 100% % Achieved at 30% and Above						
O R TAMBO INLAND	NGUBESIZWE SENIOR SECONDARY SCHOOL	2019	4291057	3	9	8	88.9				15	9	60	15	11	73.3	42	42	100	32	29	90.6	12	12	100	30	24	80	16	11	68.8	30	25	83.3	20	19	95		
	NGUBESIZWE SENIOR SECONDARY SCHOOL	2018	4291057	3	16	15	93.8				23	23	100	23	23	100	52	52	100	29	22	75.9	27	24	88.9	29	19	65.5	26	16	61.5	26	14	53.8	9	9	100		
	NGWAYIBANJWA SENIOR SECONDARY SCHOOL	2019	4291058	3	15	15	100	14	14	100	18	18	100	15	15	100	97	97	100	54	50	92.6	25	25	100	33	29	87.9	21	18	85.7	41	20	48.8	26	22	84.6		
	NGWAYIBANJWA SENIOR SECONDARY SCHOOL	2018	4291058	3	19	5	26.3	40	40	100	19	18	94.7	21	17	81	164	164	100	104	72	69.2	39	37	94.9	93	88	94.6	40	15	37.5	112	34	30.4	93	49	52.7		
	NOZUKO SENIOR SECONDARY SCHOOL	2019	4291059	1	26	18	69.2	45	43	95.6	35	19	54.3	20	20	100	161	157	97.5	34	30	88.2	31	30	96.8	82	50	61	24	23	95.8	73	43	58.9	57	45	78.9		
	NOZUKO SENIOR SECONDARY SCHOOL	2018	4291059	1	23	20	87	40	40	100	23	19	82.6	17	17	100	134	131	97.8	17	16	94.1	46	45	97.8	100	87	87	40	20	50	69	35	50.7	48	41	85.4		
	NQWILISO SENIOR SECONDARY SCHOOL	2019	4291060	1	21	12	57.1				41	20	48.8	21	17	81	88	87	98.9	50	38	76	14	14	100	35	25	71.4	24	18	75	51	6	11.8	22	13	59.1		
	NQWILISO SENIOR SECONDARY SCHOOL	2018	4291060	1	26	8	30.8				52	21	40.4	27	19	70.4	120	111	92.5	55	18	32.7	31	27	87.1	49	32	65.3	50	25	50	48	3	6.3	22	10	45.5		
	QINGQOLO S S S	2019	4291061	1										8	5	62.5	32	31	96.9	31	26	83.9				30	26	86.7						29	9	31	23	18	78.3
	QINGQOLO S S S	2018	4291061	1										11	4	36.4	48	45	93.8	45	25	55.6				44	33	75						44	3	6.8	36	11	30.6
QOKOLWENI SENIOR SECONDARY SCHOOL	2019	4291062	3	13	12	92.3	13	13	100	14	14	100	25	21	84	102	101	99	67	64	95.5	37	36	97.3	78	51	65.4	51	47	92.2	43	25	58.1	32	26	81.3			
QOKOLWENI SENIOR SECONDARY SCHOOL	2018	4291062	3	13	11	84.6	23	20	87	15	11	73.3	37	22	59.5	92	90	97.8	44	34	77.3	23	22	95.7	67	53	79.1	42	26	61.9	34	15	44.1	22	20	90.9			







Province Districts	Centre Name	Year	Centre Number	Quintile	Subject Description																																
					Accounting			Agricultural Sciences			Business Studies			Economics			English First Additional Language			Geography			History			Life Sciences			Mathematical Literacy			Mathematics			Physical Sciences		
					Total Wrote	Achieved 30 - 100% % Achieved at 30% and Above		Total Wrote	Achieved 30 - 100% % Achieved at 30% and Above		Total Wrote	Achieved 30 - 100% % Achieved at 30% and Above		Total Wrote	Achieved 30 - 100% % Achieved at 30% and Above		Total Wrote	Achieved 30 - 100% % Achieved at 30% and Above		Total Wrote	Achieved 30 - 100% % Achieved at 30% and Above		Total Wrote	Achieved 30 - 100% % Achieved at 30% and Above		Total Wrote	Achieved 30 - 100% % Achieved at 30% and Above		Total Wrote	Achieved 30 - 100% % Achieved at 30% and Above		Total Wrote	Achieved 30 - 100% % Achieved at 30% and Above				
O R TAMBO INLAND	SULENKAMA SENIOR SECONDARY SCHOOL	2019	4291077	2				27	25	92.6							50	50	100	16	12	75	22	16	72.7	30	23	76.7	16	11	68.8	15	2	13.3	9	7	77.8
	SULENKAMA SENIOR SECONDARY SCHOOL	2018	4291077	2				32	25	78.1							50	50	100	6	6	100	20	16	80	33	26	78.8	16	9	56.3	16	6	37.5	13	8	61.5
	TANDANANI SENIOR SECONDARY SCHOOL	2019	4291078	2				51	47	92.2	3	2	66.7	2	2	100	75	71	94.7	40	29	72.5	33	29	87.9	55	48	87.3	28	15	53.6	28	4	14.3	12	5	41.7
	TANDANANI SENIOR SECONDARY SCHOOL	2018	4291078	2				26	24	92.3	6	5	83.3	5	3	60	57	56	98.2	33	17	51.5	23	19	82.6	35	34	97.1	17	11	64.7	23	6	26.1	11	8	72.7
	TOLWENI SENIOR SECONDARY SCHOOL	2019	4291079	1	19	13	68.4	22	21	95.5	24	21	87.5	19	15	78.9	106	102	96.2	60	53	88.3	31	29	93.5	77	57	74	34	28	82.4	61	22	36.1	46	25	54.3
	TOLWENI SENIOR SECONDARY SCHOOL	2018	4291079	1	6	6	100	8	8	100	7	7	100	6	6	100	36	34	94.4	23	22	95.7	17	14	82.4	22	21	95.5	15	9	60	16	5	31.3	9	7	77.8
	TSHONGWENI SENIOR SECONDARY SCHOOL	2019	4291080	3													99	97	98				53	53	100	94	56	59.6	50	36	72	46	18	39.1	45	28	62.2
	TSHONGWENI SENIOR SECONDARY SCHOOL	2018	4291080	3													71	71	100				34	33	97.1	69	50	72.5	33	19	57.6	36	19	52.8	35	21	60
	TSOLO HIGH SCHOOL	2019	4291081	3	17	17	100				17	14	82.4	17	16	94.1	68	67	98.5	42	41	97.6				44	40	90.9				58	35	60.3	40	33	82.5
	TSOLO HIGH SCHOOL	2018	4291081	3	15	13	86.7				19	11	57.9	20	14	70	94	93	98.9	57	40	70.2				57	49	86				70	30	42.9	38	24	63.2
	TYELINZIMA HIGH SCHOOL	2019	4291082	1	19	17	89.5	41	38	92.7	18	18	100	18	18	100	95	94	98.9	32	27	84.4	38	37	97.4	71	55	77.5	35	24	68.6	54	24	44.4	36	33	91.7
	TYELINZIMA HIGH SCHOOL	2018	4291082	1	32	25	78.1	22	22	100	34	33	97.1	34	32	94.1	84	83	98.8	28	26	92.9	24	24	100	50	48	96	24	17	70.8	58	21	36.2	26	26	100
	UMTATA HIGH SCHOOL	2019	4291084	4	59	45	76.3				23	17	73.9	22	21	95.5				39	39	100				96	96	100				119	91	76.5	96	87	90.6
	UMTATA HIGH SCHOOL	2018	4291084	4	50	47	94				18	17	94.4	18	18	100				37	37	100				82	82	100				100	85	85	82	79	96.3

Province Districts	Centre Name	Year	Centre Number	Quintile	Subject Description																																
					Accounting			Agricultural Sciences			Business Studies			Economics			English First Additional Language			Geography			History			Life Sciences			Mathematical Literacy			Mathematics			Physical Sciences		
					Total Wrote	Achieved 30 - 100% % Achieved at 30% and Above		Total Wrote	Achieved 30 - 100% % Achieved at 30% and Above		Total Wrote	Achieved 30 - 100% % Achieved at 30% and Above		Total Wrote	Achieved 30 - 100% % Achieved at 30% and Above		Total Wrote	Achieved 30 - 100% % Achieved at 30% and Above		Total Wrote	Achieved 30 - 100% % Achieved at 30% and Above		Total Wrote	Achieved 30 - 100% % Achieved at 30% and Above		Total Wrote	Achieved 30 - 100% % Achieved at 30% and Above		Total Wrote	Achieved 30 - 100% % Achieved at 30% and Above		Total Wrote	Achieved 30 - 100% % Achieved at 30% and Above		Total Wrote	Achieved 30 - 100% % Achieved at 30% and Above	
OR TAMBO INLAND	UMTATA INTERNATIONAL SCHOOL	2019	4291085	4	15	11	73.3	41	39	95.1	56	27	48.2	33	17	51.5	116	115	99.1	51	48	94.1	45	44	97.8	67	60	89.6	32	21	65.6	82	35	42.7	53	39	73.6
	UMTATA INTERNATIONAL SCHOOL	2018	4291085	4	12	8	66.7	22	22	100	58	30	51.7	29	21	72.4	83	83	100	57	46	80.7	52	50	96.2	39	35	89.7	45	29	64.4	51	26	51	29	22	75.9
	UMTATA TECHNICAL COLLEGE	2019	4291086	3	38	28	73.7				35	33	94.3	47	29	61.7	160	153	95.6													83	29	34.9	47	42	89.4
	UMTATA TECHNICAL COLLEGE	2018	4291086	3	46	33	71.7				36	27	75	52	44	84.6	177	173	97.7													105	35	33.3	67	21	31.3
	UPPER CULUNCA S S S	2019	4291087	1				18	8	44.4							27	19	70.4				23	12	52.2	17	3	17.6	15	7	46.7	1	1	100	1	1	100
	UPPER CULUNCA S S S	2018	4291087	1				20	11	55							35	31	88.6				23	17	73.9	26	7	26.9	14	8	57.1	6	4	66.7	6	4	66.7
	UPPER MPAKO SENIOR SECONDARY SCHOOL	2019	4291088	1	21	13	61.9	87	84	96.6	46	32	69.6	46	41	89.1	149	141	94.6	83	58	69.9				95	69	72.6	73	38	52.1	65	16	24.6	44	18	40.9
	UPPER MPAKO SENIOR SECONDARY SCHOOL	2018	4291088	1	22	12	54.5	43	42	97.7	36	21	58.3	37	28	75.7	111	101	91	65	36	55.4				60	49	81.7	36	20	55.6	57	16	28.1	36	13	36.1
	WELSH SENIOR SECONDARY SCHOOL	2019	4291090	1	10	9	90	20	14	70	11	6	54.5	10	6	60	41	41	100	10	8	80	19	19	100	29	16	55.2	23	12	52.2	16	0	0	10	5	50
	WELSH SENIOR SECONDARY SCHOOL	2018	4291090	1	10	9	90	6	6	100	10	8	80	10	9	90	22	22	100	6	5	83.3	6	6	100	12	7	58.3	8	8	100	14	0	0	6	3	50
WILO COMPREHENSIVE S S S	2019	4291091	3	13	13	100				13	12	92.3	13	13	100	22	22	100													17	2	11.8	4	3	75	
WILO COMPREHENSIVE S S S	2018	4291091	3	22	13	59.1				24	9	37.5	22	18	81.8	45	40	88.9													28	1	3.6	7	5	71.4	

Province Districts	Centre Name	Year	Centre Number	Quintile	Subject Description																																		
					Accounting			Agricultural Sciences			Business Studies			Economics			English First Additional Language			Geography			History			Life Sciences			Mathematical Literacy			Mathematics			Physical Sciences				
					Total Wrote	Achieved 30 - 100% % Achieved at 30% and Above		Total Wrote	Achieved 30 - 100% % Achieved at 30% and Above		Total Wrote	Achieved 30 - 100% % Achieved at 30% and Above		Total Wrote	Achieved 30 - 100% % Achieved at 30% and Above		Total Wrote	Achieved 30 - 100% % Achieved at 30% and Above		Total Wrote	Achieved 30 - 100% % Achieved at 30% and Above		Total Wrote	Achieved 30 - 100% % Achieved at 30% and Above		Total Wrote	Achieved 30 - 100% % Achieved at 30% and Above		Total Wrote	Achieved 30 - 100% % Achieved at 30% and Above		Total Wrote	Achieved 30 - 100% % Achieved at 30% and Above		Total Wrote	Achieved 30 - 100% % Achieved at 30% and Above			
O R TAMBO INLAND	XOLILIZWE SANGONI SENIOR SECONDARY	2019	4291093	3	11	10	90.9				13	10	76.9	12	8	66.7	36	33	91.7															17	2	11.8	7	4	57.1
	XOLILIZWE SANGONI SENIOR SECONDARY	2018	4291093	3	19	13	68.4				19	11	57.9	23	12	52.2	79	67	84.8															31	4	12.9	14	2	14.3
	ZAMAKULUNGISA S S S	2019	4291094	3	17	11	64.7	16	15	93.8	19	12	63.2	19	10	52.6	183	183	100	96	92	95.8	55	53	96.4	140	93	66.4	39	36	92.3	98	38	38.8	85	69	81.2		
	ZAMAKULUNGISA S S S	2018	4291094	3	20	13	65	28	25	89.3	24	15	62.5	21	16	76.2	187	187	100	83	71	85.5	55	53	96.4	139	106	76.3	37	29	78.4	105	36	34.3	86	73	84.9		
	ZANGQELE SENIOR SECONDARY SCHOOL	2019	4291095	3				7	6	85.7							36	35	97.2	19	13	68.4	18	15	83.3	28	20	71.4	10	9	90	16	5	31.3	16	11	68.8		
	ZANGQELE SENIOR SECONDARY SCHOOL	2018	4291095	3				10	5	50							45	45	100	28	15	53.6	19	18	94.7	38	17	44.7	15	8	53.3	22	2	9.1	26	8	30.8		
	ZIMELE HIGH SCHOOL	2019	4291096	3	33	33	100	57	56	98.2	34	33	97.1	100	94	94	232	231	99.6	133	123	92.5	70	70	100	121	118	97.5	58	54	93.1	155	91	58.7	115	89	77.4		
	ZIMELE HIGH SCHOOL	2018	4291096	3	34	34	100	44	44	100	39	34	87.2	73	73	100	211	210	99.5	119	96	80.7	40	40	100	112	102	91.1	39	37	94.9	141	98	69.5	109	77	70.6		
	ZINGISA COMPREHENSIVE SCHOOL	2019	4291097	5	19	11	57.9	158	145	91.8	96	47	49	28	23	82.1	210	210	100	149	144	96.6	45	41	91.1	152	118	77.6				211	78	37	143	93	65		
	ZINGISA COMPREHENSIVE SCHOOL	2018	4291097	5	32	25	78.1	130	122	93.8	80	51	63.8	37	32	86.5	152	152	100	116	115	99.1	42	42	100	130	121	93.1				179	98	54.7	117	74	63.2		

Province Districts	Centre Name	Year	Centre Number	Quintile	Subject Description																																
					Accounting			Agricultural Sciences			Business Studies			Economics			English First Additional Language			Geography			History			Life Sciences			Mathematical Literacy			Mathematics			Physical Sciences		
					Total Wrote	Achieved 30 - 100% % Achieved at 30% and Above		Total Wrote	Achieved 30 - 100% % Achieved at 30% and Above		Total Wrote	Achieved 30 - 100% % Achieved at 30% and Above		Total Wrote	Achieved 30 - 100% % Achieved at 30% and Above		Total Wrote	Achieved 30 - 100% % Achieved at 30% and Above		Total Wrote	Achieved 30 - 100% % Achieved at 30% and Above		Total Wrote	Achieved 30 - 100% % Achieved at 30% and Above		Total Wrote	Achieved 30 - 100% % Achieved at 30% and Above		Total Wrote	Achieved 30 - 100% % Achieved at 30% and Above		Total Wrote	Achieved 30 - 100% % Achieved at 30% and Above				
O R TAMBO INLAND	ZWELIBANGILE SENIOR SECONDARY SCHOOL	2019	4291098	3	5	3	60	10	6	60	9	5	55.6	5	4	80	51	47	92.2	22	16	72.7	22	16	72.7	31	16	51.6	16	12	75	23	1	4.3	16	4	25
	ZWELIBANGILE SENIOR SECONDARY SCHOOL	2018	4291098	3	8	4	50	10	8	80	9	5	55.6	7	5	71.4	69	62	89.9	40	15	37.5	32	24	75	47	19	40.4	23	10	43.5	31	6	19.4	24	5	20.8
	ZWELODUMO SENIOR SECONDARY SCHOOL	2019	4291099	3	4	4	100	45	34	75.6	6	4	66.7	6	5	83.3	89	89	100	32	27	84.4	32	29	90.6	69	48	69.6	22	15	68.2	47	15	31.9	43	31	72.1
	ZWELODUMO SENIOR SECONDARY SCHOOL	2018	4291099	3	16	4	25	34	24	70.6	18	3	16.7	16	11	68.8	85	85	100	24	14	58.3	25	19	76	57	46	80.7	16	10	62.5	55	17	30.9	40	19	47.5
OR TAMBO COASTAL	BEN MALI SENIOR SECONDARY SCHOOL	2019	4281001	1	12	12	100				30	20	66.7	84	58	69	157	156	99.4	49	37	75.5	60	58	96.7	93	54	58.1	59	51	86.4	30	14	46.7	21	21	100
	BEN MALI SENIOR SECONDARY SCHOOL	2018	4281001	1	32	29	90.6				29	20	69	49	31	63.3	148	148	100	76	40	52.6	89	71	79.8	93	52	55.9	72	55	76.4	32	11	34.4	10	10	100
	BHEKIZULU SENIOR SECONDARY SCHOOL	2019	4281002	3				11	11	100							85	84	98.8	63	49	77.8	38	30	78.9	78	47	60.3	38	23	60.5	34	14	41.2	41	32	78
	BHEKIZULU SENIOR SECONDARY SCHOOL	2018	4281002	3				38	14	36.8							110	104	94.5	90	56	62.2	44	37	84.1	94	49	52.1	62	39	62.9	27	18	66.7	27	22	81.5
	BODWENI SENIOR SECONDARY SCHOOL	2019	4281003	1	10	7	70	21	19	90.5	14	10	71.4	10	8	80	49	49	100	35	32	91.4				35	34	97.1	24	19	79.2	22	5	22.7	13	8	61.5
	BODWENI SENIOR SECONDARY SCHOOL	2018	4281003	1	4	4	100	26	20	76.9	13	7	53.8	8	7	87.5	64	60	93.8	44	28	63.6				44	35	79.5	34	18	52.9	16	6	37.5	14	8	57.1
	BOTHA SGCAU SENIOR SECONDARY SCHOOL	2019	4281004	1	2	2	100	23	19	82.6	3	2	66.7	2	2	100	56	49	87.5	12	12	100	28	23	82.1	32	30	93.8				33	25	75.8	17	15	88.2
BOTHA SGCAU SENIOR SECONDARY SCHOOL	2018	4281004	1				19	16	84.2							26	26	100	1	0	0	6	6	100	21	18	85.7				16	14	87.5	15	12	80	

Province Districts	Centre Name	Year	Centre Number	Quintile	Subject Description																																
					Accounting			Agricultural Sciences			Business Studies			Economics			English First Additional Language			Geography			History			Life Sciences			Mathematical Literacy			Mathematics			Physical Sciences		
					Total Wrote	Achieved 30 - 100% % Achieved at 30% and Above		Total Wrote	Achieved 30 - 100% % Achieved at 30% and Above		Total Wrote	Achieved 30 - 100% % Achieved at 30% and Above		Total Wrote	Achieved 30 - 100% % Achieved at 30% and Above		Total Wrote	Achieved 30 - 100% % Achieved at 30% and Above		Total Wrote	Achieved 30 - 100% % Achieved at 30% and Above		Total Wrote	Achieved 30 - 100% % Achieved at 30% and Above		Total Wrote	Achieved 30 - 100% % Achieved at 30% and Above		Total Wrote	Achieved 30 - 100% % Achieved at 30% and Above		Total Wrote	Achieved 30 - 100% % Achieved at 30% and Above		Total Wrote	Achieved 30 - 100% % Achieved at 30% and Above	
OR TAMBO COASTAL	CHIEF HENRY BOKLENI SENIOR SECONDARY	2019	4281005	2	11	9	81.8	34	27	79.4	11	10	90.9	15	15	100	110	109	99.1	84	66	78.6	28	28	100	93	60	64.5	31	28	90.3	60	13	21.7	28	18	64.3
	CHIEF HENRY BOKLENI SENIOR SECONDARY	2018	4281005	2	14	12	85.7	84	31	36.9	14	6	42.9	14	14	100	299	275	92	252	66	26.2	78	55	70.5	271	66	24.4	116	39	33.6	154	23	14.9	62	20	32.3
	CIBENI SENIOR SECONDARY SCHOOL	2019	4281006	1	43	15	34.9	105	105	100	170	106	62.4	43	30	69.8	348	347	99.7	200	141	70.5	86	62	72.1	137	137	100	127	109	85.8	221	77	34.8	137	122	89.1
	CIBENI SENIOR SECONDARY SCHOOL	2018	4281006	1	36	20	55.6	29	29	100	153	124	81	36	36	100	231	229	99.1	164	126	76.8	93	69	74.2	73	73	100	90	54	60	134	39	29.1	72	60	83.3
	D Z DUMEZWENI S S S	2019	4281007	1							18	12	66.7	15	14	93.3	94	91	96.8	72	66	91.7	39	37	94.9	54	47	87	34	28	82.4	42	16	38.1	29	25	86.2
	D Z DUMEZWENI S S S	2018	4281007	1							25	8	32	22	19	86.4	124	117	94.4	75	71	94.7	58	43	74.1	64	58	90.6	37	23	62.2	61	34	55.7	42	41	97.6
	DALIBUNGA COMPREHENSIVE HIGH SCHOOL	2019	4281008	1	6	6	100	13	13	100	8	8	100	8	7	87.5	48	43	89.6				1	1	100	17	12	70.6	0	0		18	6	33.3	14	10	71.4
	DALIBUNGA COMPREHENSIVE HIGH SCHOOL	2018	4281008	1	8	7	87.5	29	23	79.3	9	9	100	9	8	88.9	53	42	79.2				17	16	94.1	30	24	80	16	3	18.8	21	5	23.8	13	7	53.8
	DIMANDA SENIOR SECONDARY SCHOOL	2019	4281009	2	21	14	66.7	83	70	84.3	21	17	81	44	30	68.2	212	194	91.5				63	52	82.5	146	97	66.4	48	40	83.3	103	39	37.9	73	52	71.2
	DIMANDA SENIOR SECONDARY SCHOOL	2018	4281009	2	28	24	85.7	33	23	69.7	30	25	83.3	47	46	97.9	173	170	98.3				41	29	70.7	93	77	82.8	32	21	65.6	97	37	38.1	55	53	96.4
FLAGSTAFF COMPREHENSIVE SCHOOL	2019	4281010	3	24	23	95.8	5	5	100	67	40	59.7	47	43	91.5	85	81	95.3	33	28	84.8				5	5	100	27	22	81.5	25	7	28	4	4	100	
FLAGSTAFF COMPREHENSIVE SCHOOL	2018	4281010	3	7	7	100	52	38	73.1	20	17	85	19	18	94.7	137	129	94.2	13	12	92.3				50	37	74				75	25	33.3	44	21	47.7	

Province Districts	Centre Name	Year	Centre Number	Quintile	Subject Description																																
					Accounting			Agricultural Sciences			Business Studies			Economics			English First Additional Language			Geography			History			Life Sciences			Mathematical Literacy			Mathematics			Physical Sciences		
					Total Wrote	Achieved 30 - 100%	% Achieved at 30% and Above	Total Wrote	Achieved 30 - 100%	% Achieved at 30% and Above	Total Wrote	Achieved 30 - 100%	% Achieved at 30% and Above	Total Wrote	Achieved 30 - 100%	% Achieved at 30% and Above	Total Wrote	Achieved 30 - 100%	% Achieved at 30% and Above	Total Wrote	Achieved 30 - 100%	% Achieved at 30% and Above	Total Wrote	Achieved 30 - 100%	% Achieved at 30% and Above	Total Wrote	Achieved 30 - 100%	% Achieved at 30% and Above	Total Wrote	Achieved 30 - 100%	% Achieved at 30% and Above	Total Wrote	Achieved 30 - 100%	% Achieved at 30% and Above			
OR TAMBO COASTAL	GCINUMTHETHO SENIOR SECONDARY SCHOOL	2019	4281011	1	26	22	84.6	13	10	76.9	21	13	61.9	48	11	22.9	111	96	86.5	33	25	75.8	47	37	78.7	83	35	42.2	34	15	44.1	54	23	42.6	42	26	61.9
	GCINUMTHETHO SENIOR SECONDARY SCHOOL	2018	4281011	1	12	3	25	41	28	68.3	13	5	38.5	24	12	50	143	124	86.7	68	48	70.6	70	49	70	84	52	61.9	48	30	62.5	44	15	34.1	35	21	60
	GEBUZA SECONDARY SCHOOL	2019	4281069	3	13	8	61.5	7	6	85.7	13	9	69.2	20	13	65	41	41	100	17	15	88.2				23	13	56.5				35	5	14.3	17	6	35.3
	GEBUZA SECONDARY SCHOOL	2018	4281069	3	32	8	25				31	12	38.7	32	15	46.9	57	52	91.2	26	11	42.3				26	7	26.9				58	3	5.2	26	4	15.4
	GOBINAMBA TECH COMM SENIOR SECONDARY	2019	4281012	2	2	1	50	22	20	90.9	5	3	60	5	3	60	49	45	91.8	20	9	45	19	19	100	42	32	76.2	18	10	55.6	21	2	9.5	20	12	60
	GOBINAMBA TECH COMM SENIOR SECONDARY	2018	4281012	2	50	9	18	61	55	90.2	57	5	8.8	51	51	100	200	189	94.5	81	8	9.9	83	63	75.9	141	92	65.2	81	53	65.4	110	20	18.2	60	52	86.7
	GWEBINDLALA SENIOR SECONDARY SCHOOL	2019	4281076	1				14	14	100							14	14	100	11	11	100				14	14	100				11	11	100	11	8	72.7
	GWEBINDLALA SENIOR SECONDARY SCHOOL	2018	4281076	1				11	7	63.6							11	11	100	5	4	80				5	5	100				5	5	100	5	4	80
	GXABA SENIOR SECONDARY SCHOOL	2019	4281013	1	18	18	100	59	54	91.5	21	20	95.2	21	18	85.7	143	137	95.8	56	54	96.4	61	60	98.4	111	76	68.5	58	44	75.9	73	39	53.4	56	28	50
	GXABA SENIOR SECONDARY SCHOOL	2018	4281013	1	2	2	100	41	37	90.2	2	2	100	2	2	100	90	88	97.8	43	37	86	47	44	93.6	87	70	80.5	41	30	73.2	38	22	57.9	35	23	65.7
HILLBROW SENIOR SECONDARY SCHOOL	2019	4281014	3	18	18	100	26	25	96.2	20	18	90	19	15	78.9	137	133	97.1	95	79	83.2	43	40	93	113	54	47.8	17	16	94.1	66	24	36.4	30	25	83.3	

Province Districts	Centre Name	Year	Centre Number	Quintile	Subject Description																																
					Accounting			Agricultural Sciences			Business Studies			Economics			English First Additional Language			Geography			History			Life Sciences			Mathematical Literacy			Mathematics			Physical Sciences		
					Total Wrote	Achieved 30 - 100%	% Achieved at 30% and Above	Total Wrote	Achieved 30 - 100%	% Achieved at 30% and Above	Total Wrote	Achieved 30 - 100%	% Achieved at 30% and Above	Total Wrote	Achieved 30 - 100%	% Achieved at 30% and Above	Total Wrote	Achieved 30 - 100%	% Achieved at 30% and Above	Total Wrote	Achieved 30 - 100%	% Achieved at 30% and Above	Total Wrote	Achieved 30 - 100%	% Achieved at 30% and Above	Total Wrote	Achieved 30 - 100%	% Achieved at 30% and Above	Total Wrote	Achieved 30 - 100%	% Achieved at 30% and Above	Total Wrote	Achieved 30 - 100%	% Achieved at 30% and Above			
OR TAMBO COASTAL	HILLBROW SENIOR SECONDARY SCHOOL	2018	4281014	3	20	20	100	46	33	71.7	26	22	84.6	21	19	90.5	283	259	91.5	130	103	79.2	90	86	95.6	170	125	73.5	82	70	85.4	103	36	35	86	48	55.8
	JIBA SENIOR SECONDARY SCHOOL	2019	4281015	1	10	10	100	22	20	90.9	11	9	81.8	10	10	100	55	53	96.4	29	21	72.4	18	17	94.4	36	23	63.9				46	13	28.3	8	7	87.5
	JIBA SENIOR SECONDARY SCHOOL	2018	4281015	1				23	21	91.3							41	31	75.6	34	18	52.9				35	27	77.1				32	6	18.8	13	7	53.8
	JKINDABA SENIOR SECONDARY SCHOOL	2019	4281016	1	18	13	72.2	21	17	81	27	21	77.8	17	15	88.2	115	110	95.7	37	26	70.3	24	23	95.8	36	28	77.8	30	23	76.7	35	26	74.3	28	24	85.7
	JKINDABA SENIOR SECONDARY SCHOOL	2018	4281016	1	21	19	90.5	23	22	95.7	30	22	73.3	18	17	94.4	124	114	91.9	39	32	82.1	38	38	100	56	44	78.6	42	29	69	48	26	54.2	38	23	60.5
	LANGA SENIOR SECONDARY SCHOOL	2019	4281017	3	14	14	100				34	25	73.5	20	20	100	187	187	100	102	89	87.3				118	105	89	42	41	97.6	70	58	82.9	78	70	89.7
	LANGA SENIOR SECONDARY SCHOOL	2018	4281017	3	49	43	87.8				37	32	86.5	36	34	94.4	179	173	96.6	102	87	85.3				126	101	80.2	54	49	90.7	92	75	81.5	66	63	95.5
	LUSIKISIKI CHRISTIAN SCHOOL	2019	4282068	99	8	7	87.5				9	7	77.8	8	6	75	29	29	100	20	16	80				20	14	70				28	7	25	20	7	35
	LUSIKISIKI CHRISTIAN SCHOOL	2018	4282068	99	10	6	60				9	2	22.2	9	7	77.8	25	25	100	14	11	78.6				13	9	69.2				21	5	23.8	12	4	33.3
	LUTSHAYA SENIOR SECONDARY SCHOOL	2019	4281018	1	26	22	84.6	52	45	86.5	53	24	45.3	60	36	60	130	130	100	76	53	69.7	29	28	96.6	50	36	72	23	14	60.9	70	20	28.6	28	11	39.3
	LUTSHAYA SENIOR SECONDARY SCHOOL	2018	4281018	1	20	19	95	32	26	81.3	15	12	80	22	20	90.9	114	110	96.5	57	48	84.2	24	23	95.8	34	23	67.6	37	31	83.8	31	17	54.8	18	12	66.7
MABALENGWE SENIOR SECONDARY SCHOOL	2019	4281019	1				15	14	93.3	2	0	0	1	0	0	47	44	93.6	30	28	93.3	31	30	96.8	30	25	83.3	8	7	87.5	28	8	28.6	11	10	90.9	



Province Districts	Centre Name	Year	Centre Number	Quintile	Subject Description																																
					Accounting			Agricultural Sciences			Business Studies			Economics			English First Additional Language			Geography			History			Life Sciences			Mathematical Literacy			Mathematics			Physical Sciences		
					Total Wrote	Achieved 30 - 100% % Achieved at 30% and Above		Total Wrote	Achieved 30 - 100% % Achieved at 30% and Above		Total Wrote	Achieved 30 - 100% % Achieved at 30% and Above		Total Wrote	Achieved 30 - 100% % Achieved at 30% and Above		Total Wrote	Achieved 30 - 100% % Achieved at 30% and Above		Total Wrote	Achieved 30 - 100% % Achieved at 30% and Above		Total Wrote	Achieved 30 - 100% % Achieved at 30% and Above		Total Wrote	Achieved 30 - 100% % Achieved at 30% and Above		Total Wrote	Achieved 30 - 100% % Achieved at 30% and Above		Total Wrote	Achieved 30 - 100% % Achieved at 30% and Above		Total Wrote	Achieved 30 - 100% % Achieved at 30% and Above	
OR TAMBO COASTAL	MABALENGWE SENIOR SECONDARY SCHOOL	2018	4281019	1	5	2	40	6	4	66.7	7	1	14.3	3	2	66.7	32	26	81.3	21	12	57.1	6	5	83.3	12	8	66.7	6	6	100	11	3	27.3	8	4	50
	MABHULANA NDAMASE HIGH SCHOOL	2019	4281020	1	10	5	50				12	5	41.7	12	5	41.7	44	41	93.2	31	26	83.9	10	9	90	31	25	80.6	10	7	70	30	5	16.7	20	7	35
	MABHULANA NDAMASE HIGH SCHOOL	2018	4281020	1	14	5	35.7				14	6	42.9	14	7	50	43	42	97.7	27	19	70.4	11	9	81.8	29	23	79.3	9	5	55.6	32	8	25	18	9	50
	MAJALI TECHNICAL HIGH SCHOOL	2019	4281021	1	30	26	86.7	37	28	75.7	30	11	36.7	30	26	86.7	93	83	89.2							38	34	89.5				68	21	30.9	38	26	68.4
	MAJALI TECHNICAL HIGH SCHOOL	2018	4281021	1	21	21	100	63	44	69.8	21	20	95.2	21	21	100	114	111	97.4							64	41	64.1				86	31	36	59	41	69.5
	MAKUKHANYE SENIOR SECONDARY SCHOOL	2019	4281022	1	73	55	75.3	54	47	87	72	58	80.6	74	50	67.6	208	202	97.1	112	106	94.6	25	25	100	127	104	81.9	57	50	87.7	116	51	44	60	58	96.7
	MAKUKHANYE SENIOR SECONDARY SCHOOL	2018	4281022	1	41	35	85.4	84	69	82.1	76	60	78.9	74	62	83.8	250	238	95.2	152	106	69.7	45	39	86.7	152	114	75	139	101	72.7	71	40	56.3	36	35	97.2
	MANGALA SENIOR SECONDARY SCHOOL	2019	4281023	3	12	8	66.7	25	10	40	18	4	22.2	16	6	37.5	86	71	82.6	31	12	38.7	28	12	42.9	62	12	19.4	25	8	32	34	8	23.5	30	8	26.7
	MANGALA SENIOR SECONDARY SCHOOL	2018	4281023	3	8	6	75	57	27	47.4	8	7	87.5	8	8	100	88	77	87.5	22	8	36.4	41	23	56.1	72	29	40.3	38	10	26.3	40	16	40	38	9	23.7
	MAYIBENYE SENIOR SECONDARY SCHOOL	2019	4281024	1	21	20	95.2	32	25	78.1	51	43	84.3	24	19	79.2	173	173	100	110	104	94.5				128	85	66.4	49	45	91.8	89	46	51.7	72	68	94.4
MAYIBENYE SENIOR SECONDARY SCHOOL	2018	4281024	1	16	15	93.8	116	82	70.7	17	14	82.4	19	14	73.7	172	163	94.8	108	86	79.6				130	89	68.5	53	51	96.2	59	37	62.7	45	41	91.1	
MDUTSHANE SENIOR SECONDARY SCHOOL	2019	4281025	1	11	10	90.9	11	11	100	12	11	91.7	12	10	83.3	39	38	97.4	26	24	92.3				27	24	88.9	10	9	90	27	10	37	16	14	87.5	

Province Districts	Centre Name	Year	Centre Number	Quintile	Subject Description																																
					Accounting			Agricultural Sciences			Business Studies			Economics			English First Additional Language			Geography			History			Life Sciences			Mathematical Literacy			Mathematics			Physical Sciences		
					Total Wrote	Achieved 30 - 100%	% Achieved at 30% and Above	Total Wrote	Achieved 30 - 100%	% Achieved at 30% and Above	Total Wrote	Achieved 30 - 100%	% Achieved at 30% and Above	Total Wrote	Achieved 30 - 100%	% Achieved at 30% and Above	Total Wrote	Achieved 30 - 100%	% Achieved at 30% and Above	Total Wrote	Achieved 30 - 100%	% Achieved at 30% and Above	Total Wrote	Achieved 30 - 100%	% Achieved at 30% and Above	Total Wrote	Achieved 30 - 100%	% Achieved at 30% and Above	Total Wrote	Achieved 30 - 100%	% Achieved at 30% and Above	Total Wrote	Achieved 30 - 100%	% Achieved at 30% and Above			
OR TAMBO COASTAL	MDUTSHANE SENIOR SECONDARY SCHOOL	2018	4281025	1	19	12	63.2	26	22	84.6	15	12	80	15	14	93.3	66	63	95.5	39	25	64.1				43	29	67.4	25	11	44	28	9	32.1	16	11	68.8
	MEYISI SENIOR SECONDARY SCHOOL	2019	4281026	1	11	10	90.9	45	45	100	19	11	57.9	13	12	92.3	112	103	92	38	31	81.6	40	33	82.5	73	58	79.5	31	28	90.3	43	16	37.2	31	26	83.9
	MEYISI SENIOR SECONDARY SCHOOL	2018	4281026	1	18	13	72.2	31	24	77.4	24	18	75	23	13	56.5	135	124	91.9	45	36	80	68	46	67.6	71	61	85.9	41	33	80.5	38	23	60.5	21	19	90.5
	MFUNDISWENI SENIOR SECONDARY SCHOOL	2019	4281075	1	25	15	60	64	63	98.4	51	46	90.2	17	16	94.1	128	123	96.1	126	92	73				64	55	85.9	26	20	76.9	76	24	31.6	53	27	50.9
	MFUNDISWENI SENIOR SECONDARY SCHOOL	2018	4281075	1	35	25	71.4	52	45	86.5	72	37	51.4	23	18	78.3	131	122	93.1							52	46	88.5	36	12	33.3	68	27	39.7	39	23	59
	MGEZWA SENIOR SECONDARY SCHOOL	2019	4281027	2	34	33	97.1	16	16	100	71	54	76.1	67	45	67.2	191	191	100	115	115	100				111	106	95.5	37	31	83.8	129	104	80.6	82	79	96.3
	MGEZWA SENIOR SECONDARY SCHOOL	2018	4281027	2	42	41	97.6	56	52	92.9	49	36	73.5	39	39	100	252	251	99.6	175	164	93.7				181	152	84	48	46	95.8	151	143	94.7	105	88	83.8
	MHLANGA SENIOR SECONDARY SCHOOL	2019	4281073	3	27	27	100										59	59	100	32	31	96.9	32	32	100	59	50	84.7				59	36	61	27	25	92.6
	MHLANGANISWENI COMM&TECH S S S	2019	4281028	1													48	40	83.3	26	14	53.8	29	22	75.9	26	9	34.6	27	12	44.4						
	MHLANGANISWENI COMM&TECH S S S	2018	4281028	1	13	7	53.8				13	9	69.2	13	9	69.2	44	42	95.5	20	5	25	18	12	66.7	18	6	33.3	20	3	15	13	1	7.7			
	MPINGANA SENIOR SECONDARY SCHOOL	2019	4281029	1	19	19	100	34	33	97.1	20	20	100	18	18	100	57	56	98.2							34	27	79.4				51	19	37.3	32	26	81.3
MPINGANA SENIOR SECONDARY SCHOOL	2018	4281029	1	18	16	88.9	23	23	100	16	16	100	16	15	93.8	43	43	100							25	23	92				40	25	62.5	23	23	100	

Province Districts	Centre Name	Year	Centre Number	Quintile	Subject Description																																		
					Accounting			Agricultural Sciences			Business Studies			Economics			English First Additional Language			Geography			History			Life Sciences			Mathematical Literacy			Mathematics			Physical Sciences				
					Total Wrote	Achieved 30 - 100%	% Achieved at 30% and Above	Total Wrote	Achieved 30 - 100%	% Achieved at 30% and Above	Total Wrote	Achieved 30 - 100%	% Achieved at 30% and Above	Total Wrote	Achieved 30 - 100%	% Achieved at 30% and Above	Total Wrote	Achieved 30 - 100%	% Achieved at 30% and Above	Total Wrote	Achieved 30 - 100%	% Achieved at 30% and Above	Total Wrote	Achieved 30 - 100%	% Achieved at 30% and Above	Total Wrote	Achieved 30 - 100%	% Achieved at 30% and Above	Total Wrote	Achieved 30 - 100%	% Achieved at 30% and Above	Total Wrote	Achieved 30 - 100%	% Achieved at 30% and Above					
OR TAMBO COASTAL	MQIKELA SENIOR SECONDARY SCHOOL	2019	4281030	2	9	7	77.8	14	9	64.3	33	5	15.2	26	11	42.3	215	191	88.8	78	52	66.7	48	41	85.4	113	38	33.6	67	35	52.2	54	17	31.5	47	27	57.4		
	MQIKELA SENIOR SECONDARY SCHOOL	2018	4281030	2	11	8	72.7	26	19	73.1	34	11	32.4	35	20	57.1	237	231	97.5	82	68	82.9	29	28	96.6	138	94	68.1	43	28	65.1	87	32	36.8	85	65	76.5		
	MTWENI SENIOR SECONDARY SCHOOL	2019	4281031	2				27	19	70.4							73	72	98.6	21	15	71.4	25	23	92	72	39	54.2	24	18	75	40	7	17.5	21	15	71.4		
	MTWENI SENIOR SECONDARY SCHOOL	2018	4281031	2				54	12	22.2							156	121	77.6	40	13	32.5	64	48	75	156	28	17.9	64	16	25	93	4	4.3	40	13	32.5		
	MXHUME SENIOR SECONDARY SCHOOL	2019	4281071	3	18	7	38.9	109	91	83.5	21	17	81	17	14	82.4	110	109	99.1	89	84	94.4				89	64	71.9						103	19	18.4	89	53	59.6
	MXHUME SENIOR SECONDARY SCHOOL	2018	4281071	3	13	8	61.5	57	48	84.2	13	12	92.3	13	12	92.3	57	57	100	44	41	93.2				44	37	84.1						57	27	47.4	44	34	77.3
	NDALISO SENIOR SECONDARY SCHOOL	2019	4281032	1	28	18	64.3	50	43	86	40	31	77.5	38	22	57.9	134	133	99.3	62	52	83.9	18	17	94.4	95	75	78.9						109	34	31.2	49	37	75.5
	NDALISO SENIOR SECONDARY SCHOOL	2018	4281032	1	30	15	50	103	63	61.2	98	28	28.6	69	35	50.7	313	287	91.7	120	70	58.3	51	36	70.6	198	124	62.6						230	51	22.2	105	58	55.2
	NDAMASE SENIOR SECONDARY SCHOOL	2019	4281033	2	53	49	92.5	101	88	87.1	65	51	78.5	96	68	70.8	297	297	100	147	126	85.7	95	92	96.8	115	101	87.8	90	72	80	185	70	37.8	134	87	64.9		
	NDAMASE SENIOR SECONDARY SCHOOL	2018	4281033	2	51	48	94.1	114	106	93	80	57	71.3	55	46	83.6	327	323	98.8	106	78	73.6	77	67	87	182	159	87.4	91	47	51.6	148	68	45.9	101	81	80.2		
	NGOBOZANA SENIOR SECONDARY SCHOOL	2019	4281074	3				10	8	80							89	84	94.4	67	54	80.6	36	36	100	66	41	62.1						67	14	20.9	35	24	68.6
	NGOBOZANA SENIOR SECONDARY SCHOOL	2018	4281074	3				22	16	72.7							107	107	100	107	64	59.8	51	39	76.5	107	57	53.3						107	17	15.9	34	22	64.7

Province Districts	Centre Name	Year	Centre Number	Quintile	Subject Description																																
					Accounting			Agricultural Sciences			Business Studies			Economics			English First Additional Language			Geography			History			Life Sciences			Mathematical Literacy			Mathematics			Physical Sciences		
					Total Wrote	Achieved 30 - 100% % Achieved at 30% and Above		Total Wrote	Achieved 30 - 100% % Achieved at 30% and Above		Total Wrote	Achieved 30 - 100% % Achieved at 30% and Above		Total Wrote	Achieved 30 - 100% % Achieved at 30% and Above		Total Wrote	Achieved 30 - 100% % Achieved at 30% and Above		Total Wrote	Achieved 30 - 100% % Achieved at 30% and Above		Total Wrote	Achieved 30 - 100% % Achieved at 30% and Above		Total Wrote	Achieved 30 - 100% % Achieved at 30% and Above		Total Wrote	Achieved 30 - 100% % Achieved at 30% and Above		Total Wrote	Achieved 30 - 100% % Achieved at 30% and Above				
OR TAMBO COASTAL	NGQELENI SENIOR SECONDARY SCHOOL	2019	4281034	2	0	0		0	0		0	0		0	0		0	0		0	0		0	0		0	0		0	0		0	0				
	NGQELENI SENIOR SECONDARY SCHOOL	2018	4281034	2	15	12	80	5	5	100	15	6	40	15	14	93.3	55	55	100	35	11	31.4	18	18	100	40	33	82.5				55	7	12.7	21	5	23.8
	NGUBEZULU SENIOR SECONDARY SCHOOL	2019	4281035	2	26	18	69.2	19	17	89.5	26	21	80.8	26	19	73.1	155	154	99.4	71	67	94.4	79	53	67.1	93	80	86	51	41	80.4	59	26	44.1	42	36	85.7
	NGUBEZULU SENIOR SECONDARY SCHOOL	2018	4281035	2	16	16	100				20	15	75	18	17	94.4	121	120	99.2	78	73	93.6	55	55	100	83	80	96.4	37	32	86.5	51	36	70.6	46	37	80.4
	NOGEMANE SENIOR SECONDARY SCHOOL	2019	4281036	1													77	71	92.2	71	50	70.4	60	45	75	60	47	78.3	47	29	61.7	11	9	81.8	12	11	91.7
	NOGEMANE SENIOR SECONDARY SCHOOL	2018	4281036	1													77	71	92.2	76	39	51.3	57	46	80.7	51	47	92.2	34	16	47.1	18	9	50	13	12	92.3
	NTAFUFU SENIOR SECONDARY SCHOOL	2019	4281037	1	18	17	94.4	37	35	94.6	28	26	92.9	61	48	78.7	180	179	99.4	75	72	96	60	59	98.3	67	59	88.1	47	45	95.7	70	49	70	58	57	98.3
	NTAFUFU SENIOR SECONDARY SCHOOL	2018	4281037	1	30	15	50	15	13	86.7	32	27	84.4	52	48	92.3	144	142	98.6	49	47	95.9	18	17	94.4	45	44	97.8	32	31	96.9	36	31	86.1	29	27	93.1
	NTSHILINI SENIOR SECONDARY SCHOOL	2019	4281038	1	35	35	100	52	44	84.6	38	32	84.2	38	34	89.5	142	136	95.8	51	50	98	41	32	78	101	86	85.1	51	37	72.5	77	42	54.5	60	48	80
	NTSHILINI SENIOR SECONDARY SCHOOL	2018	4281038	1	22	22	100	36	33	91.7	27	24	88.9	27	26	96.3	114	113	99.1	54	44	81.5	41	37	90.2	83	74	89.2	40	24	60	62	28	45.2	40	35	87.5
	NYANGILIZWE SENIOR SECONDARY SCHOOL	2019	4281039	3	20	8	40	35	21	60	40	12	30	19	11	57.9	158	149	94.3	40	34	85	38	35	92.1	70	44	62.9	15	11	73.3	82	14	17.1	32	29	90.6
NYANGILIZWE SENIOR SECONDARY SCHOOL	2018	4281039	3	18	13	72.2	30	25	83.3	26	13	50	22	17	77.3	111	108	97.3	42	35	83.3	21	20	95.2	52	36	69.2	46	27	58.7	43	13	30.2	26	22	84.6	

Province Districts	Centre Name	Year	Centre Number	Quintile	Subject Description																																
					Accounting			Agricultural Sciences			Business Studies			Economics			English First Additional Language			Geography			History			Life Sciences			Mathematical Literacy			Mathematics			Physical Sciences		
					Total Wrote	Achieved 30 - 100%	% Achieved at 30% and Above	Total Wrote	Achieved 30 - 100%	% Achieved at 30% and Above	Total Wrote	Achieved 30 - 100%	% Achieved at 30% and Above	Total Wrote	Achieved 30 - 100%	% Achieved at 30% and Above	Total Wrote	Achieved 30 - 100%	% Achieved at 30% and Above	Total Wrote	Achieved 30 - 100%	% Achieved at 30% and Above	Total Wrote	Achieved 30 - 100%	% Achieved at 30% and Above	Total Wrote	Achieved 30 - 100%	% Achieved at 30% and Above	Total Wrote	Achieved 30 - 100%	% Achieved at 30% and Above	Total Wrote	Achieved 30 - 100%	% Achieved at 30% and Above			
OR TAMBO COASTAL	PALMERTON HIGH SCHOOL	2019	4281040	2	8	4	50	50	49	98	9	7	77.8	23	20	87	94	96.9	49	46	93.9	41	34	82.9	54	49	90.7	50	47	94	28	13	46.4	20	19	95	
	PALMERTON HIGH SCHOOL	2018	4281040	2	8	5	62.5	83	65	78.3	10	6	60	45	24	53.3	169	163	96.4	122	81	66.4	86	71	82.6	102	68	66.7	113	73	64.6	31	11	35.5	31	16	51.6
	PANGELELE SENIOR SECONDARY SCHOOL	2019	4281041	1	0	0	0	0	0	0	0	0	0	0	0	0	0	0	0	0	0	0	0	0	0	0	0	0	0	0	0	0	0	0	0	0	0
	PANGELELE SENIOR SECONDARY SCHOOL	2018	4281041	1	30	11	36.7	122	120	98.4	31	29	93.5	29	27	93.1	217	192	88.5	44	38	86.4	67	58	86.6	162	121	74.7	50	25	50	129	62	48.1	100	88	88
	PHAMBILI SENIOR SECONDARY SCHOOL	2019	4281042	1	11	9	81.8	96	67	69.8	10	9	90	10	5	50	151	144	95.4	105	92	87.6				118	80	67.8	46	36	78.3	69	23	33.3	28	22	78.6
	PHAMBILI SENIOR SECONDARY SCHOOL	2018	4281042	1	8	8	100	66	57	86.4	12	7	58.3	8	6	75	94	90	95.7	56	49	87.5				72	65	90.3	33	27	81.8	30	12	40	15	12	80
	PONDOLWENDLOVU SENIOR SECONDARY SCH	2019	4281043	1	18	17	94.4	2	1	50	18	16	88.9	17	16	94.1	112	109	97.3	73	67	91.8	35	34	97.1	51	47	92.2	29	13	44.8	63	26	41.3	46	41	89.1
	PONDOLWENDLOVU SENIOR SECONDARY SCH	2018	4281043	1	35	29	82.9	2	1	50	36	29	80.6	36	32	88.9	108	104	96.3	71	58	81.7	34	29	85.3	39	34	87.2	35	14	40	70	22	31.4	38	20	52.6
	PORT ST JOHNS S S S	2019	4281044	3	41	23	56.1				69	40	58	73	69	94.5	149	147	98.7	62	56	90.3	41	37	90.2	66	58	87.9	29	28	96.6	89	25	28.1	47	42	89.4
	PORT ST JOHNS S S S	2018	4281044	3	33	15	45.5				75	22	29.3	53	35	66	151	144	95.4	49	34	69.4	51	36	70.6	40	26	65	38	22	57.9	50	22	44	40	18	45
	RIVERSIDE SENIOR SECONDARY SCHOOL	2019	4282045	99	8	8	100				24	13	54.2	9	8	88.9	50	47	94	39	23	59	14	10	71.4	29	15	51.7	13	11	84.6	25	6	24	20	8	40
	RIVERSIDE SENIOR SECONDARY SCHOOL	2018	4282045	99	11	10	90.9				30	15	50	11	10	90.9	40	40	100	24	21	87.5	10	10	100	21	15	71.4	12	11	91.7	24	15	62.5	16	8	50

Province Districts	Centre Name	Year	Centre Number	Quintile	Subject Description																																	
					Accounting			Agricultural Sciences			Business Studies			Economics			English First Additional Language			Geography			History			Life Sciences			Mathematical Literacy			Mathematics			Physical Sciences			
					Total Wrote	Achieved 30 - 100%	% Achieved at 30% and Above	Total Wrote	Achieved 30 - 100%	% Achieved at 30% and Above	Total Wrote	Achieved 30 - 100%	% Achieved at 30% and Above	Total Wrote	Achieved 30 - 100%	% Achieved at 30% and Above	Total Wrote	Achieved 30 - 100%	% Achieved at 30% and Above	Total Wrote	Achieved 30 - 100%	% Achieved at 30% and Above	Total Wrote	Achieved 30 - 100%	% Achieved at 30% and Above	Total Wrote	Achieved 30 - 100%	% Achieved at 30% and Above	Total Wrote	Achieved 30 - 100%	% Achieved at 30% and Above	Total Wrote	Achieved 30 - 100%	% Achieved at 30% and Above				
OR TAMBO COASTAL	SANDI SENIOR SECONDARY SCHOOL	2019	4281046	1	12	12	100	18	18	100	12	12	100	12	12	100	73	72	98.6	36	34	94.4	30	28	93.3	58	49	84.5	24	22	91.7	37	23	62.2	30	28	93.3	
	SANDI SENIOR SECONDARY SCHOOL	2018	4281046	1	9	8	88.9	68	53	77.9	10	8	80	10	9	90	125	123	98.4	42	28	66.7	59	58	98.3	114	87	76.3	54	28	51.9	55	28	50.9	46	39	84.8	
	SANGONI SENIOR SECONDARY SCHOOL	2019	4281047	2	35	17	48.6	102	63	61.8	58	30	51.7	35	30	85.7	381	363	95.3	182	122	67	115	83	72.2	274	135	49.3	104	49	47.1	192	26	13.5	161	58	36	
	SANGONI SENIOR SECONDARY SCHOOL	2018	4281047	2	22	17	77.3	52	45	86.5	34	19	55.9	22	19	86.4	329	312	94.8	129	86	66.7	115	76	66.1	243	152	62.6				199	56	28.1	114	52	45.6	
	SEHUSHE COMM SCHOOL	2019	4281048	2	88	76	86.4				155	130	83.9	153	131	85.6	172	169	98.3										69	50	72.5	85	18	21.2				
	SEHUSHE COMM SCHOOL	2018	4281048	2	71	56	78.9				157	100	63.7	161	119	73.9	164	164	100										86	39	45.3	69	18	26.1				
	SIWALI SENIOR SECONDARY SCHOOL	2019	4281049	1	11	11	100	25	22	88	15	15	100	11	11	100	111	101	91	75	74	98.7				91	67	73.6				80	31	38.8	42	40	95.2	
	SIWALI SENIOR SECONDARY SCHOOL	2018	4281049	1	22	20	90.9	29	28	96.6	22	20	90.9	18	13	72.2	118	115	97.5	86	68	79.1				90	69	76.7				94	40	42.6	43	35	81.4	
	SMUTS NDAMASE S S S	2019	4281050	1	11	5	45.5	28	12	42.9	11	3	27.3	11	3	27.3	79	71	89.9	24	5	20.8	15	7	46.7	52	12	23.1				63	6	9.5	34	5	14.7	
	SMUTS NDAMASE S S S	2018	4281050	1	13	4	30.8	30	22	73.3	13	4	30.8	13	2	15.4	102	76	74.5	25	4	16	27	11	40.7	58	24	41.4				63	12	19	0	0		
	SOBABA HIGH SCHOOL	2019	4281051	1	10	6	60				11	3	27.3	13	6	46.2	44	41	93.2	27	20	74.1	16	12	75	28	22	78.6	9	9	100	20	9	45	12	12	100	
	SOBABA HIGH SCHOOL	2018	4281051	1	9	8	88.9				21	9	42.9	35	32	91.4	59	54	91.5	29	28	96.6	22	19	86.4	29	29	100	30	15	50	19	8	42.1	12	12	100	
	ST PATRICKS SENIOR SECONDARY SCHOOL	2019	4281052	3				78	70	89.7	57	31	54.4	53	33	62.3	198	194	98	60	50	83.3	60	52	86.7	138	116	84.1	53	30	56.6	114	65	57	119	97	81.5	
ST PATRICKS SENIOR SECONDARY SCHOOL	2018	4281052	3				110	90	81.8	102	58	56.9	118	71	60.2	343	335	97.7	104	93	89.4	118	103	87.3	226	202	89.4	95	59	62.1	182	118	64.8	192	130	67.7		

Province Districts	Centre Name	Year	Centre Number	Quintile	Subject Description																																
					Accounting			Agricultural Sciences			Business Studies			Economics			English First Additional Language			Geography			History			Life Sciences			Mathematical Literacy			Mathematics			Physical Sciences		
					Total Wrote	Achieved 30 - 100% % Achieved at 30% and Above		Total Wrote	Achieved 30 - 100% % Achieved at 30% and Above		Total Wrote	Achieved 30 - 100% % Achieved at 30% and Above		Total Wrote	Achieved 30 - 100% % Achieved at 30% and Above		Total Wrote	Achieved 30 - 100% % Achieved at 30% and Above		Total Wrote	Achieved 30 - 100% % Achieved at 30% and Above		Total Wrote	Achieved 30 - 100% % Achieved at 30% and Above		Total Wrote	Achieved 30 - 100% % Achieved at 30% and Above		Total Wrote	Achieved 30 - 100% % Achieved at 30% and Above		Total Wrote	Achieved 30 - 100% % Achieved at 30% and Above				
OR TAMBO COASTAL	THABAZI SENIOR SECONDARY SCHOOL	2019	4281070	3				65	59	90.8							98	98	100	64	40	62.5	64	61	95.3	67	51	76.1	64	36	56.3	34	10	29.4	34	29	85.3
	TOLI SENIOR SECONDARY SCHOOL	2019	4281054	1	128	124	96.9	85	84	98.8	136	109	80.1	133	113	85	400	398	99.5	157	154	98.1				255	245	96.1	105	87	82.9	274	192	70.1	170	160	94.1
	TOLI SENIOR SECONDARY SCHOOL	2018	4281054	1	101	97	96	147	144	98	116	91	78.4	113	105	92.9	375	375	100	158	151	95.6				205	205	100	154	127	82.5	207	179	86.5	156	152	97.4
	TUTOR NDAMASE S S S	2019	4281055	2	29	18	62.1	33	24	72.7	11	9	81.8	29	18	62.1	249	246	98.8	183	176	96.2	122	117	95.9	143	121	84.6	122	111	91	128	53	41.4	99	78	78.8
	TUTOR NDAMASE S S S	2018	4281055	2	38	22	57.9	88	54	61.4	17	11	64.7	37	26	70.3	284	275	96.8	212	161	75.9	88	72	81.8	157	103	65.6	137	82	59.9	147	71	48.3	108	74	68.5
	UPPER CORANA SENIOR SECONDARY SCHOOL	2019	4281056	3				39	28	71.8	34	21	61.8	45	11	24.4	75	74	98.7				37	36	97.3	39	17	43.6	39	18	46.2	26	10	38.5	25	14	56
	UPPER CORANA SENIOR SECONDARY SCHOOL	2018	4281056	3				55	40	72.7				22	8	36.4	102	92	90.2				40	24	60	101	43	42.6				53	12	22.6	26	16	61.5
	VAKELE TECHNICAL S S S	2019	4281057	1				34	15	44.1							85	62	72.9							35	11	31.4				18	6	33.3	35	10	28.6
	VAKELE TECHNICAL S S S	2018	4281057	1	10	2	20	18	14	77.8	11	4	36.4	10	3	30	93	70	75.3							31	17	54.8				21	2	9.5	28	9	32.1
	VICTOR POTO SENIOR SECONDARY SCHOOL	2019	4281058	1	26	22	84.6	38	38	100	26	25	96.2	26	24	92.3	150	139	92.7	36	29	80.6	75	56	74.7	42	39	92.9	64	43	67.2	57	15	26.3	33	22	66.7
	VICTOR POTO SENIOR SECONDARY SCHOOL	2018	4281058	1	28	23	82.1	48	47	97.9	33	19	57.6	31	28	90.3	190	183	96.3	56	35	62.5	91	37	40.7	65	59	90.8	70	37	52.9	85	32	37.6	59	28	47.5
	VULINDLELA SENIOR SECONDARY SCHOOL	2019	4281059	1	21	20	95.2				48	18	37.5	42	24	57.1	203	182	89.7	152	71	46.7	96	62	64.6	143	57	39.9	93	29	31.2	86	24	27.9	67	35	52.2



Province Districts	Centre Name	Year	Centre Number	Quintile	Subject Description																																
					Accounting			Agricultural Sciences			Business Studies			Economics			English First Additional Language		Geography		History		Life Sciences		Mathematical Literacy		Mathematics		Physical Sciences								
					Total Wrote	Achieved 30 - 100%	% Achieved at 30% and Above	Total Wrote	Achieved 30 - 100%	% Achieved at 30% and Above	Total Wrote	Achieved 30 - 100%	% Achieved at 30% and Above	Total Wrote	Achieved 30 - 100%	% Achieved at 30% and Above	Total Wrote	Achieved 30 - 100%	% Achieved at 30% and Above	Total Wrote	Achieved 30 - 100%	% Achieved at 30% and Above	Total Wrote	Achieved 30 - 100%	% Achieved at 30% and Above	Total Wrote	Achieved 30 - 100%	% Achieved at 30% and Above	Total Wrote	Achieved 30 - 100%	% Achieved at 30% and Above						
OR TAMBO COASTAL	VULINDLELA SENIOR SECONDARY SCHOOL	2019	4281060	1	18	15	83.3	53	50	94.3	22	18	81.8	21	19	90.5	138	115	83.3	85	77	90.6	30	29	96.7	87	56	64.4				102	14	13.7	27	26	96.3
	VULINDLELA SENIOR SECONDARY SCHOOL	2018	4281059	1	36	25	69.4				53	26	49.1	55	32	58.2	214	203	94.9	139	92	66.2	64	59	92.2	146	92	63	70	21	30	116	37	31.9	82	53	64.6
	VULINDLELA SENIOR SECONDARY SCHOOL	2018	4281060	1	13	9	69.2	25	23	92	10	5	50	10	7	70	115	108	93.9	96	78	81.3	29	28	96.6	83	65	78.3	49	30	61.2	43	7	16.3	33	24	72.7
	WABAN SENIOR SECONDARY SCHOOL	2019	4281061	1				9	9	100							64	63	98.4	49	45	91.8	37	36	97.3	61	42	68.9	33	24	72.7	24	11	45.8	25	18	72
	WABAN SENIOR SECONDARY SCHOOL	2018	4281061	1				51	31	60.8							94	87	92.6	38	31	81.6	51	46	90.2	90	44	48.9	48	16	33.3	42	16	38.1	42	28	66.7
	WALTER CINGO SENIOR SECONDARY SCHOOL	2019	4281062	1	32	23	71.9	118	113	95.8	32	26	81.3	32	31	96.9	157	156	99.4	66	66	100	31	31	100	120	87	72.5				146	22	15.1	46	20	43.5
	WALTER CINGO SENIOR SECONDARY SCHOOL	2018	4281062	1	26	13	50	142	115	81	27	15	55.6	27	24	88.9	205	192	93.7	93	77	82.8	43	39	90.7	140	111	79.3				162	18	11.1	48	38	79.2
	XHENTSE SENIOR SECONDARY SCHOOL	2019	4281063	1													53	48	90.6	50	23	46				52	21	40.4				38	10	26.3	42	20	47.6
	XHENTSE SENIOR SECONDARY SCHOOL	2018	4281063	1													55	52	94.5	40	24	60				53	37	69.8				39	27	69.2	44	20	45.5

Province Districts	Centre Name	Year	Centre Number	Quintile	Subject Description																																	
					Accounting			Agricultural Sciences			Business Studies			Economics			English First Additional Language			Geography			History			Life Sciences			Mathematical Literacy			Mathematics			Physical Sciences			
					Total Wrote	Achieved 30 - 100%	% Achieved at 30% and Above	Total Wrote	Achieved 30 - 100%	% Achieved at 30% and Above	Total Wrote	Achieved 30 - 100%	% Achieved at 30% and Above	Total Wrote	Achieved 30 - 100%	% Achieved at 30% and Above	Total Wrote	Achieved 30 - 100%	% Achieved at 30% and Above	Total Wrote	Achieved 30 - 100%	% Achieved at 30% and Above	Total Wrote	Achieved 30 - 100%	% Achieved at 30% and Above	Total Wrote	Achieved 30 - 100%	% Achieved at 30% and Above	Total Wrote	Achieved 30 - 100%	% Achieved at 30% and Above	Total Wrote	Achieved 30 - 100%	% Achieved at 30% and Above				
OR TAMBO COASTAL	ZANOKHANYO SENIOR SECONDARY SCHOOL	2019	4281064	2	50	43	86				83	55	66.3	52	41	78.8	203	185	91.1	103	79	76.7	32	31	96.9	101	73	72.3	35	24	68.6	144	52	36.1	97	80	82.5	
	ZANOKHANYO SENIOR SECONDARY SCHOOL	2018	4281064	2	63	39	61.9				63	39	61.9	63	42	66.7	181	180	99.4	119	83	69.7				118	97	82.2				182	60	33	119	92	77.3	
	ZWELIBONGILE SENIOR SECONDARY SCHOOL	2019	4281065	2	10	8	80	8	6	75	40	30	75	16	8	50	72	65	90.3	16	16	100	8	6	75	23	12	52.2	29	14	48.3	27	11	40.7	17	12	70.6	
	ZWELIBONGILE SENIOR SECONDARY SCHOOL	2018	4281065	2	14	8	57.1	28	21	75	34	21	61.8	34	17	50	95	82	86.3	39	32	82.1	17	15	88.2	31	19	61.3	27	9	33.3	38	9	23.7	26	10	38.5	
SARAH BAARTMAN	ABERDEEN SENIOR SECONDARY SCHOOL	2019	4351001	3						30	8	26.7				33	31	93.9	1	1	100	15	12	80	22	6	27.3	28	18	64.3								
	ABERDEEN SENIOR SECONDARY SCHOOL	2018	4351001	3						41	12	29.3				43	43	100				25	21	84	40	12	30	30	16	53.3	13	1	7.7					
	AEROVILLE SENIOR SECONDARY SCHOOL	2019	4351002	3						65	38	58.5	27	20	74.1	56	56	100	40	31	77.5	31	24	77.4	30	18	60	113	74	65.5	6	3	50					
	AEROVILLE SENIOR SECONDARY SCHOOL	2018	4351002	3	8	6	75				54	37	68.5	15	10	66.7	67	63	94	25	21	84	25	25	100	14	12	85.7	64	45	70.3	7	1	14.3				
	ALEXANDRIA HIGH SCHOOL	2019	4351003	3	9	2	22.2										22	22	100				42	39	92.9	34	10	29.4	42	39	92.9	1	1	100	1	1	100	
	ALEXANDRIA HIGH SCHOOL	2018	4351003	3	14	7	50										9	9	100				24	24	100	24	13	54.2	23	23	100	7	4	57.1	6	5	83.3	
	ASHERVILLE SENIOR SECONDARY SCHOOL	2019	4351004	3							23	12	52.2				69	68	98.6	22	21	95.5	26	26	100	27	14	51.9	49	37	75.5							
	ASHERVILLE SENIOR SECONDARY SCHOOL	2018	4351004	3							26	6	23.1				85	81	95.3	27	14	51.9	14	14	100	39	8	20.5	58	23	39.7							

Province Districts	Centre Name	Year	Centre Number	Quintile	Subject Description																																						
					Accounting			Agricultural Sciences			Business Studies			Economics			English First Additional Language			Geography			History			Life Sciences			Mathematical Literacy			Mathematics			Physical Sciences								
					Total Wrote	Achieved 30 - 100%	% Achieved at 30% and Above	Total Wrote	Achieved 30 - 100%	% Achieved at 30% and Above	Total Wrote	Achieved 30 - 100%	% Achieved at 30% and Above	Total Wrote	Achieved 30 - 100%	% Achieved at 30% and Above	Total Wrote	Achieved 30 - 100%	% Achieved at 30% and Above	Total Wrote	Achieved 30 - 100%	% Achieved at 30% and Above	Total Wrote	Achieved 30 - 100%	% Achieved at 30% and Above	Total Wrote	Achieved 30 - 100%	% Achieved at 30% and Above	Total Wrote	Achieved 30 - 100%	% Achieved at 30% and Above	Total Wrote	Achieved 30 - 100%	% Achieved at 30% and Above									
SARAH BAARTMAN	CAREL DU TOIT HIGH SCHOOL	2019	4351005	3							37	5	13.5							49	49	100							38	30	78.9	7	4	57.1	37	16	43.2						
	CAREL DU TOIT HIGH SCHOOL	2018	4351005	3							13	6	46.2							17	17	100							13	9	69.2				13	8	61.5						
	COOKHOUSE SENIOR SECONDARY SCHOOL	2019	4351006	3	8	4	50				12	4	33.3							20	20	100							8	8	100	21	8	38.1				20	0	0	13	3	23.1
	COOKHOUSE SENIOR SECONDARY SCHOOL	2018	4351006	3	5	3	60				14	5	35.7							20	20	100							6	5	83.3	21	12	57.1				21	1	4.8	16	2	12.5
	GCINIBUZWE COMBINED SCHOOL	2019	4351007	3							3	3	100							13	13	100	7	7	100	10	6	60	9	4	44.4	6	5	83.3	3	0	0	2	1	50			
	GCINIBUZWE COMBINED SCHOOL	2018	4351007	3							4	1	25							4	4	100	2	2	100							4	3	75				4	0	0	2	0	0
	GILL COLLEGE	2019	4351008	5	16	16	100				22	12	54.5							24	24	100	22	22	100	10	8	80	16	15	93.8	27	27	100	21	19	90.5	9	9	100			
	GILL COLLEGE	2018	4351008	5	19	18	94.7				23	12	52.2							31	31	100	31	31	100	9	9	100	25	25	100	43	43	100	14	14	100	8	8	100			
	GLOBAL LEADERSHIP ACADEMY	2019	4352054	99	2	2	100				15	13	86.7							16	16	100							9	9	100	21	19	90.5	20	20	100	27	25	92.6	16	15	93.8
	GLOBAL LEADESRSHIP INSTITUTE	2018	4352054	99	7	7	100				11	10	90.9							21	21	100							12	12	100	23	22	95.7	28	28	100	19	19	100	12	12	100
	GRAEME COLLEGE BOYS HIGH	2019	4351010	5	11	11	100				25	15	60										28	26	92.9	27	27	100	24	21	87.5	33	33	100	17	16	94.1	16	12	75			
	GRAEME COLLEGE BOYS HIGH	2018	4351010	5	10	10	100				34	31	91.2										37	37	100	32	32	100	32	28	87.5	40	40	100	24	23	95.8	21	18	85.7			
	HANKEY SENIOR SECONDARY SCHOOL	2019	4351011	3							46	14	30.4	20	6	30	105	104	99	63	37	58.7	76	53	69.7	38	3	7.9	79	54	68.4	9	1	11.1									

Province Districts	Centre Name	Year	Centre Number	Quintile	Subject Description																																
					Accounting			Agricultural Sciences			Business Studies			Economics			English First Additional Language			Geography			History			Life Sciences			Mathematical Literacy			Mathematics			Physical Sciences		
					Total Wrote	Achieved 30 - 100% % Achieved at 30% and Above		Total Wrote	Achieved 30 - 100% % Achieved at 30% and Above		Total Wrote	Achieved 30 - 100% % Achieved at 30% and Above		Total Wrote	Achieved 30 - 100% % Achieved at 30% and Above		Total Wrote	Achieved 30 - 100% % Achieved at 30% and Above		Total Wrote	Achieved 30 - 100% % Achieved at 30% and Above		Total Wrote	Achieved 30 - 100% % Achieved at 30% and Above		Total Wrote	Achieved 30 - 100% % Achieved at 30% and Above		Total Wrote	Achieved 30 - 100% % Achieved at 30% and Above		Total Wrote	Achieved 30 - 100% % Achieved at 30% and Above				
SARAH BAARTMAN	HANKEY SENIOR SECONDARY SCHOOL	2018	4351011	3							70	14	20	15	9	60	92	92	100	60	27	45	66	56	84.8	35	5	14.3	67	35	52.2	4	3	75			
	HENDRICK KANISE COMBINED SCHOOL	2019	4351012	3													28	28	100	28	19	67.9				18	6	33.3	12	9	75	7	3	42.9			
	HENDRICK KANISE COMBINED SCHOOL	2018	4351012	3													14	14	100	13	11	84.6				13	9	69.2	11	7	63.6	3	2	66.7			
	HOER VOLKSKOOL	2019	4351013	5	9	9	100	16	15	93.8	19	6	31.6				50	50	100	1	1	100				17	17	100	29	29	100	22	20	90.9	14	13	92.9
	HOER VOLKSKOOL	2018	4351013	5	9	9	100	17	16	94.1	14	6	42.9				52	52	100							20	19	95	20	20	100	32	26	81.3	23	18	78.3
	HOERSKOOL JANSENVILLE	2019	4351014	3							26	11	42.3				37	37	100				23	23	100	14	7	50	38	35	92.1	2	0	0			
	HOERSKOOL JANSENVILLE	2018	4351014	3							29	22	75.9				44	44	100				18	18	100	26	14	53.8	43	34	79.1	1	0	0			
	HOERSKOOL MCLACHLAN	2019	4351015	4	2	2	100				16	12	75				23	23	100	2	2	100				8	8	100	17	17	100	6	5	83.3	1	0	0
	HOERSKOOL MCLACHLAN	2018	4351015	4	4	4	100				12	10	83.3				24	24	100	2	2	100				6	6	100	19	19	100	5	5	100	3	3	100
	HOERSKOOL NICO MALAN	2019	4351016	5	23	23	100				67	49	73.1	23	19	82.6	88	88	100	52	52	100				43	41	95.3	87	86	98.9	56	55	98.2	45	44	97.8
	HOERSKOOL NICO MALAN	2018	4351016	5	37	37	100				73	54	74	21	17	81	102	102	100	74	74	100				54	54	100	99	99	100	55	55	100	48	48	100
	HOERSKOOL P J OLIVIER	2019	4351017	5	3	3	100				12	7	58.3				17	17	100	10	10	100	12	11	91.7	9	9	100	19	17	89.5	5	5	100	2	2	100
HOERSKOOL P J OLIVIER	2018	4351017	5	9	9	100				14	3	21.4				27	27	100	21	15	71.4	16	15	93.8	15	14	93.3	26	26	100	4	4	100	2	2	100	

Province Districts	Centre Name	Year	Centre Number	Quintile	Subject Description																																
					Accounting			Agricultural Sciences			Business Studies			Economics			English First Additional Language			Geography			History			Life Sciences			Mathematical Literacy			Mathematics			Physical Sciences		
					Total Wrote	Achieved 30 - 100%	% Achieved at 30% and Above	Total Wrote	Achieved 30 - 100%	% Achieved at 30% and Above	Total Wrote	Achieved 30 - 100%	% Achieved at 30% and Above	Total Wrote	Achieved 30 - 100%	% Achieved at 30% and Above	Total Wrote	Achieved 30 - 100%	% Achieved at 30% and Above	Total Wrote	Achieved 30 - 100%	% Achieved at 30% and Above	Total Wrote	Achieved 30 - 100%	% Achieved at 30% and Above	Total Wrote	Achieved 30 - 100%	% Achieved at 30% and Above	Total Wrote	Achieved 30 - 100%	% Achieved at 30% and Above	Total Wrote	Achieved 30 - 100%	% Achieved at 30% and Above			
SARAH BAARTMAN	HUMANSDORP SENIOR SECONDARY SCHOOL	2019	4351018	3	2	2	100				25	15	60	72	16	22.2	233	233	100	55	48	87.3	36	36	100	82	26	31.7	240	138	57.5	14	5	35.7	5	5	100
	HUMANSDORP SENIOR SECONDARY SCHOOL	2018	4351018	3	8	8	100				33	20	60.6	80	30	37.5	294	293	99.7	70	61	87.1	32	32	100	84	45	53.6	226	144	63.7	30	16	53.3	10	5	50
	IKAMVALESIZWE COMBINED SCHOOL	2019	4351019	3	6	4	66.7	11	8	72.7	6	2	33.3	6	3	50	34	34	100	17	7	41.2	17	8	47.1	26	13	50	19	9	47.4	13	2	15.4	10	3	30
	IKAMVALESIZWE COMBINED SCHOOL	2018	4351019	3	4	4	100	11	5	45.5	6	5	83.3	6	5	83.3	42	41	97.6	23	9	39.1	28	11	39.3	17	7	41.2	25	9	36	15	3	20	9	1	11.1
	JBAY ACADEMY HIGH SCHOOL	2019	4352001	99	4	4	100				14	5	35.7				12	12	100	12	10	83.3				15	11	73.3	22	19	86.4	6	3	50	4	3	75
	JEFFREYS BAY COMPREHENSIVE SECONDARY	2019	4351020	4	8	8	100				74	22	29.7				106	106	100				88	86	97.7	38	19	50	76	61	80.3	9	2	22.2	9	4	44.4
	JEFFREYS BAY COMPREHENSIVE SECONDARY	2018	4351020	4	6	6	100				38	9	23.7				44	44	100				38	38	100	28	12	42.9	35	32	91.4	9	4	44.4	5	3	60
	JOHNSON NQONQOZA SENIOR SECONDARY	2019	4351021	3	4	2	50				22	15	68.2	3	1	33.3	53	53	100	14	14	100	36	34	94.4	34	20	58.8	28	26	92.9	13	9	69.2	13	12	92.3
	JOHNSON NQONQOZA SENIOR SECONDARY	2018	4351021	3	4	1	25				20	7	35	3	1	33.3	49	49	100	21	16	76.2	22	17	77.3	21	19	90.5	26	19	73.1	17	13	76.5	14	14	100
	KHUTLISO DANIELS SECONDARY SCHOOL	2019	4351023	3	8	3	37.5				21	9	42.9	20	8	40	65	58	89.2	24	3	12.5	13	8	61.5	17	12	70.6	15	9	60	13	3	23.1	5	3	60
	KHUTLISO DANIELS SECONDARY SCHOOL	2018	4351023	3	10	3	30				16	7	43.8	18	15	83.3	41	40	97.6	15	9	60	7	7	100	21	20	95.2	5	5	100	27	10	37	16	7	43.8
	KIRKWOOD HIGH SCHOOL	2019	4351024	4	4	4	100				15	10	66.7				13	13	100	10	10	100				8	7	87.5	17	17	100	9	9	100	6	6	100

Province Districts	Centre Name	Year	Centre Number	Quintile	Subject Description																																								
					Accounting			Agricultural Sciences			Business Studies			Economics			English First Additional Language			Geography			History			Life Sciences			Mathematical Literacy			Mathematics			Physical Sciences										
					Total Wrote	Achieved 30 - 100% % Achieved at 30% and Above		Total Wrote	Achieved 30 - 100% % Achieved at 30% and Above		Total Wrote	Achieved 30 - 100% % Achieved at 30% and Above		Total Wrote	Achieved 30 - 100% % Achieved at 30% and Above		Total Wrote	Achieved 30 - 100% % Achieved at 30% and Above		Total Wrote	Achieved 30 - 100% % Achieved at 30% and Above		Total Wrote	Achieved 30 - 100% % Achieved at 30% and Above		Total Wrote	Achieved 30 - 100% % Achieved at 30% and Above		Total Wrote	Achieved 30 - 100% % Achieved at 30% and Above		Total Wrote	Achieved 30 - 100% % Achieved at 30% and Above												
SARAH BAARTMAN	KIRKWOOD HIGH SCHOOL	2018	4351024	4	4	4	100		8	8	100		20	13	65				18	18	100				13	13	100		17	17	100		14	12	85.7		9	6	66.7						
	KLIPPLAAT SENIOR SECONDARY SCHOOL	2019	4351025	3									1	1	100				4	4	100				1	1	100		4	4	100														
	KLIPPLAAT SENIOR SECONDARY SCHOOL	2018	4351025	3									11	2	18.2				9	9	100				9	0	0		11	4	36.4														
	KUYASA COMBINED SCHOOL	2019	4351026	3	14	9	64.3						14	13	92.9		14	13	92.9	59	59	100		36	32	88.9	36	35	97.2		9	9	100		48	37	77.1		11	9	81.8		9	6	66.7
	KUYASA COMBINED SCHOOL	2018	4351026	3	4	4	100		15	12	80		24	21	87.5		12	11	91.7	37	37	100		10	8	80	7	7	100		21	18	85.7		25	15	60		12	8	66.7		6	6	100
	LUNGISO PUBLIC HIGH SCHOOL	2019	4351027	3	13	1	7.7						13	0	0				83	82	98.8		10	4	40	23	9	39.1		36	14	38.9		67	24	35.8		17	0	0		15	4	26.7	
	LUNGISO PUBLIC HIGH SCHOOL	2018	4351027	3	17	3	17.6						25	9	36				109	107	98.2		7	4	57.1	27	9	33.3		24	14	58.3		76	36	47.4		13	1	7.7		9	7	77.8	
	MARY WATER HIGH SCHOOL	2019	4351028	3	11	6	54.5						16	9	56.3				37	37	100		108	67	62	99	94	94.9		97	66	68		103	89	86.4		18	6	33.3		12	11	91.7	
	MARY WATER HIGH SCHOOL	2018	4351028	3	12	7	58.3						8	8	100				23	23	100		64	45	70.3	53	53	100		55	43	78.2		43	39	90.7		21	9	42.9		13	12	92.3	
	MOSES MADIBA SENIOR SECONDARY SCHOOL	2019	4351029	3									16	7	43.8		18	9	50	49	49	100		25	19	76	19	17	89.5		23	12	52.2		31	25	80.6		9	2	22.2		10	4	40
MOSES MADIBA SENIOR SECONDARY SCHOOL	2018	4351029	3									19	2	10.5		21	3	14.3	43	42	97.7		12	4	33.3	5	4	80		15	5	33.3		27	8	29.6		12	1	8.3		12	1	8.3	
NATHANIEL NYALUZA SENIOR SECONDARY SCHOOL	2019	4351030	3	7	1	14.3						7	1	14.3		9	4	44.4	64	63	98.4		55	26	47.3	30	18	60		51	16	31.4		43	17	39.5		17	5	29.4		10	5	50	

Province Districts	Centre Name	Year	Centre Number	Quintile	Subject Description																																
					Accounting			Agricultural Sciences			Business Studies			Economics			English First Additional Language			Geography			History			Life Sciences			Mathematical Literacy			Mathematics			Physical Sciences		
					Total Wrote	Achieved 30 - 100% % Achieved at 30% and Above		Total Wrote	Achieved 30 - 100% % Achieved at 30% and Above		Total Wrote	Achieved 30 - 100% % Achieved at 30% and Above		Total Wrote	Achieved 30 - 100% % Achieved at 30% and Above		Total Wrote	Achieved 30 - 100% % Achieved at 30% and Above		Total Wrote	Achieved 30 - 100% % Achieved at 30% and Above		Total Wrote	Achieved 30 - 100% % Achieved at 30% and Above		Total Wrote	Achieved 30 - 100% % Achieved at 30% and Above		Total Wrote	Achieved 30 - 100% % Achieved at 30% and Above		Total Wrote	Achieved 30 - 100% % Achieved at 30% and Above		Total Wrote	Achieved 30 - 100% % Achieved at 30% and Above	
SARAH BAARTMAN	NATHANIEL NYALUZA SECONDARY SCHOOL	2018	4351030	3	14	3	21.4				14	1	7.1	14	7	50	112	106	94.6	58	20	34.5	37	15	40.5	39	17	43.6	20	6	30	36	8	22.2	22	7	31.8
	NOMBULELO SECONDARY SCHOOL	2019	4351031	3							16	9	56.3				121	121	100	66	47	71.2	79	67	84.8	45	27	60	86	58	67.4	19	6	31.6	12	11	91.7
	NOMBULELO SECONDARY SCHOOL	2018	4351031	3	14	7	50				33	20	60.6	49	38	77.6	169	168	99.4	90	68	75.6	82	67	81.7	69	66	95.7	104	83	79.8	28	11	39.3	16	12	75
	NOMPUCUKO COMBINED SCHOOL	2019	4351032	3							17	4	23.5				28	24	85.7	26	11	42.3	15	10	66.7	9	4	44.4	18	7	38.9	3	1	33.3	3	3	100
	NOMPUCUKO COMBINED SCHOOL	2018	4351032	3							12	1	8.3				25	25	100	27	8	29.6	12	9	75	6	6	100	12	4	33.3	6	1	16.7	6	2	33.3
	NOMZAMO SECONDARY SCHOOL	2019	4351033	3	4	4	100	12	8	66.7	16	8	50	9	7	77.8	78	78	100	12	11	91.7	39	27	69.2	14	7	50	30	21	70	11	4	36.4	7	4	57.1
	NOMZAMO SECONDARY SCHOOL	2018	4351033	3				9	8	88.9	3	2	66.7	3	2	66.7	58	58	100	29	19	65.5	37	26	70.3	12	8	66.7	39	28	71.8	2	2	100	2	2	100
	NQWEBA SENIOR SECONDARY SCHOOL	2019	4351034	3	4	4	100				15	8	53.3				78	78	100	69	43	62.3	48	44	91.7	45	34	75.6	42	39	92.9	14	8	57.1	10	10	100
	NQWEBA SENIOR SECONDARY SCHOOL	2018	4351034	3	5	5	100				17	12	70.6				69	69	100	59	35	59.3	37	36	97.3	40	37	92.5	45	39	86.7	12	11	91.7	10	9	90
	NTSIKA SECONDARY SCHOOL	2019	4351035	3	12	10	83.3	21	12	57.1	37	24	64.9	22	13	59.1	102	101	99	30	25	83.3	18	17	94.4	37	20	54.1	59	49	83.1	36	14	38.9	19	12	63.2
	NTSIKA SECONDARY SCHOOL	2018	4351035	3	15	12	80	21	9	42.9	44	30	68.2	18	15	83.3	102	102	100	35	34	97.1	21	19	90.5	38	36	94.7	63	46	73	36	16	44.4	22	18	81.8
	PATENSIE SECONDARY SCHOOL	2019	4351036	3							5	0	0				24	22	91.7									24	8	33.3							





Province Districts	Centre Name	Year	Centre Number	Quintile	Subject Description																																
					Accounting			Agricultural Sciences			Business Studies			Economics			English First Additional Language			Geography			History			Life Sciences			Mathematical Literacy			Mathematics			Physical Sciences		
					Total Wrote	Achieved 30 - 100% % Achieved at 30% and Above		Total Wrote	Achieved 30 - 100% % Achieved at 30% and Above		Total Wrote	Achieved 30 - 100% % Achieved at 30% and Above		Total Wrote	Achieved 30 - 100% % Achieved at 30% and Above		Total Wrote	Achieved 30 - 100% % Achieved at 30% and Above		Total Wrote	Achieved 30 - 100% % Achieved at 30% and Above		Total Wrote	Achieved 30 - 100% % Achieved at 30% and Above		Total Wrote	Achieved 30 - 100% % Achieved at 30% and Above		Total Wrote	Achieved 30 - 100% % Achieved at 30% and Above		Total Wrote	Achieved 30 - 100% % Achieved at 30% and Above				
SARAH BAARTMAN	SHAW PARK COMBINED SCHOOL	2019	4351044	2				8	4	50	13	2	15.4				8	8	100				2	2	100	8	0	0	5	5	100	8	1	12.5			
	SHAW PARK COMBINED SCHOOL	2018	4351044	2				7	1	14.3	14	5	35.7				7	7	100				1	1	100	7	1	14.3	7	7	100	7	1	14.3			
	SPANDAU SENIOR SECONDARY SCHOOL	2019	4351045	3	5	3	60				54	14	25.9	43	24	55.8	117	117	100	42	38	90.5	48	40	83.3	19	10	52.6	88	60	68.2	9	4	44.4	5	4	80
	SPANDAU SENIOR SECONDARY SCHOOL	2018	4351045	3	9	5	55.6				87	17	19.5	52	22	42.3	137	133	97.1	49	26	53.1	34	29	85.3	32	19	59.4	98	52	53.1	18	3	16.7	5	2	40
	ST COLMCILLE SENIOR SECONDARY SCHOOL	2019	4351047	3	9	4	44.4	4	3	75	9	3	33.3				72	72	100	8	8	100	53	35	66	13	9	69.2	37	36	97.3	4	2	50	6	5	83.3
	ST COLMCILLE SENIOR SECONDARY SCHOOL	2018	4351047	3	4	4	100	13	13	100	9	7	77.8	8	5	62.5	60	60	100	9	7	77.8	26	25	96.2	16	16	100	43	38	88.4	3	3	100	10	5	50
	T EM MRWETYANA SENIOR SECONDARY	2019	4351048	3							7	2	28.6	11	3	27.3	30	30	100	7	1	14.3	7	4	57.1				14	9	64.3						
	T EM MRWETYANA SENIOR SECONDARY	2018	4351048	3							7	0	0	6	2	33.3	32	29	90.6	4	0	0	12	3	25				16	4	25	0	0		0	0	
	UKHANYO SECONDARY SCHOOL	2019	4351049	3							8	1	12.5	8	7	87.5	29	29	100	19	15	78.9	17	16	94.1	19	13	68.4	15	9	60	12	3	25	12	5	41.7
	UKHANYO SECONDARY SCHOOL	2018	4351049	3							6	3	50	8	3	37.5	46	45	97.8	29	8	27.6	18	15	83.3	17	7	41.2	13	3	23.1	19	0	0	17	4	23.5
	UNION HIGH SCHOOL	2019	4351050	5	25	24	96				34	21	61.8							44	43	97.7				54	46	85.2	40	39	97.5	30	26	86.7	19	18	94.7
	UNION HIGH SCHOOL	2018	4351050	5	19	19	100				30	27	90							42	41	97.6				52	52	100	26	26	100	37	33	89.2	22	19	86.4
	VELILE SENIOR SECONDARY SCHOOL	2019	4351051	3	3	2	66.7	14	14	100	8	8	100	4	3	75	51	48	94.1	6	6	100	17	10	58.8	16	10	62.5	14	13	92.9	14	12	85.7	13	10	76.9

Province Districts	Centre Name	Year	Centre Number	Quintile	Subject Description																																	
					Accounting			Agricultural Sciences			Business Studies			Economics			English First Additional Language			Geography			History			Life Sciences			Mathematical Literacy			Mathematics			Physical Sciences			
					Total Wrote	Achieved 30 - 100% % Achieved at 30% and Above		Total Wrote	Achieved 30 - 100% % Achieved at 30% and Above		Total Wrote	Achieved 30 - 100% % Achieved at 30% and Above		Total Wrote	Achieved 30 - 100% % Achieved at 30% and Above		Total Wrote	Achieved 30 - 100% % Achieved at 30% and Above		Total Wrote	Achieved 30 - 100% % Achieved at 30% and Above		Total Wrote	Achieved 30 - 100% % Achieved at 30% and Above		Total Wrote	Achieved 30 - 100% % Achieved at 30% and Above		Total Wrote	Achieved 30 - 100% % Achieved at 30% and Above		Total Wrote	Achieved 30 - 100% % Achieved at 30% and Above					
SARAH BAARTMAN	VELILE SENIOR SECONDARY SCHOOL	2018	4351051	3	9	5	55.6	17	15	88.2	9	7	77.8	9	8	88.9	46	45	97.8	12	9	75	14	11	78.6	17	15	88.2	20	12	60	19	15	78.9	17	13	76.5	
	VICTORIA GIRLS HIGH SCHOOL	2019	4351052	5	19	19	100				28	26	92.9							15	15	100	21	21	100	50	46	92	38	38	100	38	35	92.1	23	23	100	
	VICTORIA GIRLS HIGH SCHOOL	2018	4351052	5	19	19	100													17	17	100	29	29	100	38	38	100	39	39	100	42	39	92.9	24	24	100	
	WILLOWMORE SENIOR SECONDARY SCHOOL	2019	4351053	3	15	11	73.3				18	9	50				58	56	96.6	13	8	61.5	6	6	100	28	9	32.1	39	23	59	11	5	45.5				
	WILLOWMORE SENIOR SECONDARY SCHOOL	2018	4351053	3	13	11	84.6				14	6	42.9				94	90	95.7	26	26	100	17	17	100	37	22	59.5	70	50	71.4							



# Free State

Province Districts	Centre Name	Year	Centre Number	Quintile	Subject Description																																
					Accounting			Agricultural Sciences			Business Studies			Economics			English First Additional Language			Geography			History			Life Sciences			Mathematical Literacy			Mathematics			Physical Sciences		
					Total Wrote	Achieved30-100%	% Achieved at 30% and Above	Total Wrote	Achieved30-100%	% Achieved at 30% and Above	Total Wrote	Achieved30-100%	% Achieved at 30% and Above	Total Wrote	Achieved30-100%	% Achieved at 30% and Above	Total Wrote	Achieved30-100%	% Achieved at 30% and Above	Total Wrote	Achieved30-100%	% Achieved at 30% and Above	Total Wrote	Achieved30-100%	% Achieved at 30% and Above	Total Wrote	Achieved30-100%	% Achieved at 30% and Above	Total Wrote	Achieved30-100%	% Achieved at 30% and Above	Total Wrote	Achieved30-100%	% Achieved at 30% and Above			
FEZILE DABI	AFRIKAANSE HSKOOL KROONSTAD	2019	3202001	5	18	18	100				41	34	82.9				67	67	100				35	33	94.3	30	30	100	37	35	94.6	25	25	100			
	AFRIKAANSE HSKOOL KROONSTAD	2018	3202001	5	19	19	100				56	42	75				84	84	100				50	49	98	36	35	97.2	48	47	97.9	25	25	100			
	AFRIKAANSE HSKOOL SASOLBURG	2019	3201001	5	14	14	100				56	32	57.1				43	43	100	39	36	92.3	36	30	83.3	55	54	98.2	43	37	86	35	24	68.6			
	AFRIKAANSE HSKOOL SASOLBURG	2018	3201001	5	24	21	87.5				72	47	65.3				88	88	100	53	51	96.2	52	51	98.1	97	94	96.9	40	39	97.5	35	32	91.4			
	BARNARD MOLOKOANE SS	2019	3201002	1	4	4	100				6	6	100	4	4	100	125	124	99.2	25	25	100	11	11	100	23	21	91.3	16	15	93.8	54	51	94.4	51	50	98
	BARNARD MOLOKOANE SS	2018	3201002	1	24	24	100				28	23	82.1	21	20	95.2	178	178	100	53	43	81.1	38	36	94.7	27	27	100	60	56	93.3	38	38	100	39	38	97.4
	BODIBENG SS	2019	3202002	2	24	20	83.3				43	29	67.4	47	31	66	73	73	100	7	7	100	17	16	94.1	11	9	81.8	68	55	80.9	6	3	50	5	3	60
	BODIBENG SS	2018	3202002	2	19	16	84.2				33	30	90.9	33	31	93.9	84	84	100	36	31	86.1	26	25	96.2	26	25	96.2	64	59	92.2	20	19	95	25	14	56
	BOIPHILELO SS	2019	3202004	1	41	37	90.2				38	26	68.4				127	127	100	33	28	84.8	68	51	75	33	31	93.9	93	68	73.1	30	23	76.7	30	25	83.3
	BOIPHILELO SS	2018	3202004	1	18	10	55.6				34	24	70.6				101	94	93.1	19	12	63.2	58	39	67.2	32	25	78.1	64	42	65.6	27	20	74.1	27	18	66.7
	BOITLAMO SS	2019	3201004	1	16	13	81.3				36	17	47.2	48	27	56.3	82	79	96.3	32	25	78.1	37	30	81.1	29	24	82.8	34	26	76.5	44	12	27.3	25	13	52
	BOITLAMO SS	2018	3201004	1	14	13	92.9				23	19	82.6	43	33	76.7	63	63	100	31	28	90.3	31	29	93.5	18	18	100	28	21	75	32	13	40.6	18	16	88.9
	BONGANE-LEBOHANG SS	2019	3201005	1							16	13	81.3	19	16	84.2	63	63	100	37	31	83.8	27	24	88.9	24	16	66.7	36	34	94.4	10	5	50	7	7	100
	BONGANE-LEBOHANG SS	2018	3201005	1							16	9	56.3	13	11	84.6	55	55	100	34	28	82.4	23	19	82.6	25	20	80	34	23	67.6	12	7	58.3	11	11	100
	BRENTPARK CS	2019	3202005	3							49	18	36.7				70	69	98.6	79	61	77.2	99	86	86.9	54	16	29.6	97	80	82.5	12	4	33.3	5	1	20

Province Districts	Subject Description																																				
	Centre Name	Year	Centre Number	Quintile	Accounting			Agricultural Sciences			Business Studies			Economics			English First Additional Language			Geography			History			Life Sciences			Mathematical Literacy			Mathematics			Physical Sciences		
					Total Wrote	Achieved30-100%	% Achieved at 30% and Above	Total Wrote	Achieved30-100%	% Achieved at 30% and Above	Total Wrote	Achieved30-100%	% Achieved at 30% and Above	Total Wrote	Achieved30-100%	% Achieved at 30% and Above	Total Wrote	Achieved30-100%	% Achieved at 30% and Above	Total Wrote	Achieved30-100%	% Achieved at 30% and Above	Total Wrote	Achieved30-100%	% Achieved at 30% and Above	Total Wrote	Achieved30-100%	% Achieved at 30% and Above	Total Wrote	Achieved30-100%	% Achieved at 30% and Above	Total Wrote	Achieved30-100%	% Achieved at 30% and Above	Total Wrote	Achieved30-100%	% Achieved at 30% and Above
FEZILE DABI	BRENTPARK CS	2018	3202005	3							32	11	34.4				41	41	100	45	38	84.4	52	49	94.2	28	22	78.6	43	35	81.4	12	5	41.7	9	5	55.6
	CALCULUS KOLLEGE CI/S	2019	3202006	99	2	2	100				14	12	85.7	9	8	88.9										6	6	100	14	14	100	1	1	100	1	1	100
	CALCULUS KOLLEGE CI/S	2018	3202006	99	1	1	100				14	13	92.9	13	12	92.3										3	3	100	14	13	92.9	2	2	100	2	2	100
	CEDAR SS	2019	3201006	3	27	25	92.6				58	52	89.7	54	38	70.4	127	126	99.2	63	62	98.4	24	20	83.3	52	47	90.4	77	61	79.2	42	27	64.3	32	28	87.5
	CEDAR SS	2018	3201006	3	20	19	95				62	56	90.3	54	40	74.1	157	156	99.4	70	59	84.3	45	43	95.6	68	63	92.6	119	95	79.8	33	27	81.8	30	23	76.7
	DR REGINALD CINGO CSS	2019	3202009	3	22	20	90.9				57	47	82.5	55	40	72.7	127	126	99.2	15	15	100				24	21	87.5	60	56	93.3	23	23	100	17	16	94.1
	DR REGINALD CINGO CSS	2018	3202009	3	15	14	93.3				48	35	72.9	44	34	77.3	136	136	100	24	22	91.7				32	30	93.8	46	40	87	27	22	81.5	18	18	100
	FALESIZWE SS	2019	3201007	1	17	16	94.1	61	52	85.2	17	16	94.1	17	12	70.6	138	138	100	80	67	83.8				61	53	86.9	110	104	94.5	22	17	77.3	12	12	100
	FALESIZWE SS	2018	3201007	1	14	11	78.6	54	46	85.2	14	11	78.6	14	11	78.6	150	141	94	82	66	80.5				60	60	100	88	75	85.2	37	34	91.9	25	21	84
	HEILBRON CS	2019	3202011	5	5	5	100				8	8	100				32	32	100	14	14	100				16	16	100	21	21	100	11	11	100	10	10	100
	HEILBRON CS	2018	3202011	5	5	5	100				7	7	100				37	37	100	16	16	100				20	20	100	20	20	100	17	17	100	14	14	100
	HTS SASOLBURG	2019	3201010	5							6	6	100				19	19	100													30	18	60	23	16	69.6
	HTS SASOLBURG	2018	3201010	5													20	20	100													13	7	53.8	13	9	69.2
	IKETSETSENG CSS	2019	3201011	3	12	11	91.7				63	43	68.3	13	10	76.9	216	215	99.5				51	50	98	70	64	91.4	55	51	92.7	53	39	73.6	47	43	91.5
	IKETSETSENG CSS	2018	3201011	3	18	14	77.8				87	51	58.6	19	19	100	237	237	100				71	71	100	63	60	95.2	81	60	74.1	73	55	75.3	63	59	93.7
	JSM SETILOANE SS	2019	3202013	3	5	5	100				25	20	80	17	15	88.2	25	25	100				8	8	100	12	10	83.3	28	25	89.3	5	2	40	2	2	100
	JSM SETILOANE SS	2018	3202013	3	8	7	87.5				16	11	68.8	12	11	91.7	23	23	100				8	7	87.5	18	13	72.2	19	13	68.4	11	3	27.3	7	3	42.9

Province Districts	Centre Name	Year	Centre Number	Quintile	Subject Description																																
					Accounting			Agricultural Sciences			Business Studies			Economics			English First Additional Language			Geography			History			Life Sciences			Mathematical Literacy			Mathematics			Physical Sciences		
					Total Wrote	Achieved30-100%	% Achieved at 30% and Above	Total Wrote	Achieved30-100%	% Achieved at 30% and Above	Total Wrote	Achieved30-100%	% Achieved at 30% and Above	Total Wrote	Achieved30-100%	% Achieved at 30% and Above	Total Wrote	Achieved30-100%	% Achieved at 30% and Above	Total Wrote	Achieved30-100%	% Achieved at 30% and Above	Total Wrote	Achieved30-100%	% Achieved at 30% and Above	Total Wrote	Achieved30-100%	% Achieved at 30% and Above	Total Wrote	Achieved30-100%	% Achieved at 30% and Above	Total Wrote	Achieved30-100%	% Achieved at 30% and Above	Total Wrote	Achieved30-100%	% Achieved at 30% and Above
FEZILE DABI	KAHOBOTJHA-SAKUBUSHA SS	2019	3201051	3	30	30	100				104	62	59.6	29	18	62.1	150	150	100	108	100	92.6	86	84	97.7	31	28	90.3	100	87	87	43	32	74.4	29	21	72.4
	KAHOBOTJHA-SAKUBUSHA SS	2018	3201051	3	23	23	100				66	37	56.1	23	17	73.9	127	127	100	98	93	94.9	65	65	100	59	54	91.5	81	77	95.1	39	30	76.9	38	34	89.5
	KANANELO SS	2019	3202014	3	39	36	92.3				62	44	71	22	16	72.7	223	221	99.1	59	57	96.6	45	44	97.8	146	114	78.1	147	138	93.9	63	48	76.2	43	27	62.8
	KANANELO SS	2018	3202014	3	29	26	89.7				60	31	51.7	27	12	44.4	172	171	99.4	65	58	89.2	26	25	96.2	103	101	98.1	144	109	75.7	29	21	72.4	17	16	94.1
	KATLEHO-MPUMELELO	2019	3201052	3	6	6	100				13	13	100	6	6	100				18	18	100	7	7	100	11	11	100	9	9	100	15	14	93.3	11	9	81.8
	KGABARENG TS	2019	3202015	1	23	15	65.2				50	32	64	23	9	39.1	67	67	100	43	40	93				37	24	64.9	45	41	91.1	18	17	94.4	17	15	88.2
	KGABARENG TS	2018	3202015	1	18	10	55.6				46	21	45.7	16	10	62.5	61	61	100	32	31	96.9				39	23	59	28	27	96.4	16	12	75	16	14	87.5
	KGOLAGANO SS	2019	3202016	1	35	35	100	28	27	96.4	71	68	95.8	56	45	80.4	167	167	100	55	52	94.5	37	30	81.1	55	49	89.1	121	114	94.2	37	27	73	50	37	74
	KGOLAGANO SS	2018	3202016	1	17	15	88.2	27	25	92.6	49	42	85.7	47	37	78.7	126	125	99.2	36	25	69.4	39	33	84.6	36	35	97.2	85	64	75.3	34	31	91.2	35	29	82.9
	KROONSTAD CSS	2019	3202019	5	23	22	95.7	10	9	90	47	37	78.7	33	25	75.8	58	58	100							43	40	93	58	57	98.3	55	48	87.3	33	33	100
	KROONSTAD CSS	2018	3202019	5	24	23	95.8	12	12	100	33	17	51.5	27	24	88.9	61	61	100							42	42	100	52	51	98.1	53	52	98.1	40	38	95
	KWAKWATSI SS	2019	3202021	2							27	15	55.6	24	21	87.5	110	110	100				63	48	76.2	58	30	51.7	91	67	73.6	13	11	84.6	13	13	100
	KWAKWATSI SS	2018	3202021	2							9	9	100	8	4	50	43	43	100				23	23	100	32	18	56.3	31	26	83.9	11	6	54.5	11	9	81.8
	LE NOTSI SS	2019	3201012	2	14	11	78.6				17	15	88.2	23	14	60.9	54	54	100	30	28	93.3	17	17	100	22	20	90.9	33	28	84.8	15	5	33.3	14	8	57.1
	LE NOTSI SS	2018	3201012	2	11	8	72.7				15	14	93.3	15	14	93.3	40	40	100	25	23	92	12	12	100	25	24	96	21	21	100	15	7	46.7	13	6	46.2
	MATLWANGTLWANG SS	2019	3202025	2	6	4	66.7				30	18	60	25	13	52	99	95	96	31	28	90.3	34	29	85.3	15	12	80	69	57	82.6	13	9	69.2	13	11	84.6
	MATLWANGTLWANG SS	2018	3202025	2	2	2	100				26	23	88.5	23	22	95.7	76	76	100	19	18	94.7	18	18	100	10	8	80	57	49	86	10	7	70	8	8	100
	METSIMATLE SS	2019	3201015	2	5	4	80				39	36	92.3	5	5	100	39	39	100				30	30	100	31	22	71	31	31	100	4	3	75	4	4	100
	METSIMATLE SS	2018	3201015	2	7	7	100				42	30	71.4				42	42	100				22	22	100	38	32	84.2	18	12	66.7	20	4	20	13	10	76.9
	MFUNDO THUTO SS	2019	3201016	2	13	10	76.9	15	13	86.7	45	23	51.1	13	13	100	96	96	100	73	68	93.2	17	17	100	37	36	97.3	71	68	95.8	20	16	80	18	17	94.4



		Subject Description																																			
Province Districts	Centre Name	Year	Centre Number	Quintile	Accounting			Agricultural Sciences			Business Studies			Economics			English First Additional Language			Geography			History			Life Sciences			Mathematical Literacy			Mathematics			Physical Sciences		
					Total Wrote	Achieved30-100%	% Achieved at 30% and Above	Total Wrote	Achieved30-100%	% Achieved at 30% and Above	Total Wrote	Achieved30-100%	% Achieved at 30% and Above	Total Wrote	Achieved30-100%	% Achieved at 30% and Above	Total Wrote	Achieved30-100%	% Achieved at 30% and Above	Total Wrote	Achieved30-100%	% Achieved at 30% and Above	Total Wrote	Achieved30-100%	% Achieved at 30% and Above	Total Wrote	Achieved30-100%	% Achieved at 30% and Above	Total Wrote	Achieved30-100%	% Achieved at 30% and Above	Total Wrote	Achieved30-100%	% Achieved at 30% and Above	Total Wrote	Achieved30-100%	% Achieved at 30% and Above
					FEZILE DABI	MFUNDO THUTO SS	2018	3201016	2	12	12	100	20	18	90	32	24	75	12	12	100	89	89	100	67	63	94	26	26	100	54	54	100	59	56	94.9	23
	MOTSWELA SS	2019	3202026	3	12	12	100				27	20	74.1	20	17	85	85	85	100	58	50	86.2				53	49	92.5	51	41	80.4	34	22	64.7	26	24	92.3
	MOTSWELA SS	2018	3202026	3	10	10	100				38	28	73.7	23	19	82.6	84	84	100	44	39	88.6				41	37	90.2	50	39	78	29	21	72.4	16	16	100
	NAMPO ASS	2019	3202028	1												39	39	100								16	15	93.8	31	31	100	6	6	100	4	4	100
	NAMPO ASS	2018	3202028	1												33	32	97								10	9	90	25	19	76	6	6	100	2	2	100
	NGWATHE SS	2019	3202029	2				24	22	91.7	9	7	77.8				89	89	100	28	28	100	30	28	93.3	61	60	98.4	63	57	90.5	19	17	89.5	25	24	96
	NGWATHE SS	2018	3202029	2				22	21	95.5	23	22	95.7				84	83	98.8	22	17	77.3	12	11	91.7	66	60	90.9	36	30	83.3	30	21	70	33	20	60.6
	NKGOPOLENG SS	2019	3201018	3	26	19	73.1				57	55	96.5	87	55	63.2	193	192	99.5	91	76	83.5	36	33	91.7	92	83	90.2	84	82	97.6	61	39	63.9	67	49	73.1
	NKGOPOLENG SS	2018	3201018	3	18	16	88.9				66	32	48.5	64	61	95.3	171	171	100	79	67	84.8	50	50	100	103	101	98.1	81	81	100	56	52	92.9	52	42	80.8
	NOMSA SS	2019	3201019	2	24	13	54.2				52	39	75	20	16	80	160	159	99.4	95	72	75.8	42	38	90.5	105	61	58.1	64	55	85.9	58	20	34.5	30	26	86.7
	NOMSA SS	2018	3201019	2	15	15	100				40	37	92.5	15	15	100	131	130	99.2	77	67	87	23	23	100	91	71	78	63	53	84.1	38	19	50	26	24	92.3
	PARYS SKOOL SS	2019	3201020	5	29	29	100				61	43	70.5				73	73	100	71	71	100				29	25	86.2	76	74	97.4	30	30	100	19	16	84.2
	PARYS SKOOL SS	2018	3201020	5	17	15	88.2				41	20	48.8				68	68	100	79	77	97.5				40	38	95	54	53	98.1	44	40	90.9	29	25	86.2
	PELE-YA-PELE SS	2019	3201021	3	10	8	80				11	9	81.8	10	10	100	79	78	98.7	68	55	80.9	19	19	100	48	38	79.2	19	14	73.7	40	28	70	31	30	96.8
	PELE-YA-PELE SS	2018	3201021	3	10	7	70				6	6	100	6	6	100	86	86	100	76	62	81.6	23	22	95.7	75	55	73.3	22	20	90.9	53	29	54.7	50	34	68
	PHEHELLANG SS	2019	3201022	3	20	19	95				22	19	86.4	18	18	100	108	108	100	84	78	92.9	69	60	87	19	19	100	88	78	88.6	22	21	95.5	17	16	94.1
	PHEHELLANG SS	2018	3201022	3	16	13	81.3				17	10	58.8	16	15	93.8	117	117	100	92	79	85.9	68	65	95.6	27	26	96.3	87	62	71.3	22	10	45.5	27	21	77.8
	PHEPHETSO SS	2019	3202032	3	21	20	95.2	49	45	91.8	64	46	71.9	38	29	76.3	143	143	100	54	53	98.1	27	27	100	47	42	89.4	128	122	95.3	15	15	100	21	13	61.9
	PHEPHETSO SS	2018	3202032	3	17	17	100	55	50	90.9	57	48	84.2	33	33	100	145	145	100	64	50	78.1	31	31	100	52	50	96.2	114	105	92.1	25	22	88	21	18	85.7
	PHIRITONA SS	2019	3202034	3	24	16	66.7				53	27	50.9	24	11	45.8	120	120	100	67	61	91	41	34	82.9	26	23	88.5	92	71	77.2	28	9	32.1	26	23	88.5
	PHIRITONA SS	2018	3202034	3	19	19	100				31	18	58.1	17	16	94.1	109	109	100	74	71	95.9	32	30	93.8	41	41	100	51	39	76.5	47	12	25.5	41	33	80.5

Subject Description

Province Districts	Centre Name	Year	Centre Number	Quintile	Accounting			Agricultural Sciences			Business Studies			Economics			English First Additional Language			Geography			History			Life Sciences			Mathematical Literacy			Mathematics			Physical Sciences		
					Total Wrote	Achieved30-100%	% Achieved at 30% and Above	Total Wrote	Achieved30-100%	% Achieved at 30% and Above	Total Wrote	Achieved30-100%	% Achieved at 30% and Above	Total Wrote	Achieved30-100%	% Achieved at 30% and Above	Total Wrote	Achieved30-100%	% Achieved at 30% and Above	Total Wrote	Achieved30-100%	% Achieved at 30% and Above	Total Wrote	Achieved30-100%	% Achieved at 30% and Above	Total Wrote	Achieved30-100%	% Achieved at 30% and Above	Total Wrote	Achieved30-100%	% Achieved at 30% and Above	Total Wrote	Achieved30-100%	% Achieved at 30% and Above			
					FEZILE DABI	QALABOTJHA SS	2019	3201023	2	24	18	75				51	42	82.4	32	23	71.9	109	109	100	49	47	95.9	71	65	91.5	33	18	54.5	90	80	88.9	16
	QALABOTJHA SS	2018	3201023	2	13	11	84.6				28	27	96.4	30	20	66.7	54	54	100	23	19	82.6	34	34	100	15	12	80	30	26	86.7	21	9	42.9	6	6	100
	REBATLA THUTO SS	2019	3202036	2							10	10	100	15	9	60	33	33	100	9	9	100	10	10	100	8	8	100	24	20	83.3	7	6	85.7	5	5	100
	REBATLA THUTO SS	2018	3202036	2							8	8	100	14	9	64.3	41	41	100	11	11	100	11	11	100	16	15	93.8	18	18	100	13	6	46.2	13	8	61.5
	REFENG THABO SS	2019	3201024	2	12	11	91.7				39	33	84.6	12	12	100	50	50	100	36	36	100	28	28	100	8	8	100	40	38	95	7	7	100	6	6	100
	REFENG THABO SS	2018	3201024	2	16	16	100				35	26	74.3	20	18	90	56	55	98.2	34	31	91.2	26	25	96.2	10	9	90	42	36	85.7	12	10	83.3	10	7	70
	REHAUHETSWE SS	2019	3202037	1	12	12	100				13	13	100	14	13	92.9	47	47	100	31	28	90.3	21	18	85.7	9	8	88.9	39	36	92.3	5	3	60	8	4	50
	REHAUHETSWE SS	2018	3202037	1	17	16	94.1				17	17	100	17	13	76.5	93	93	100	53	38	71.7	54	36	66.7	13	13	100	55	34	61.8	7	6	85.7	14	6	42.9
	RETSHEDISITSWE SS	2019	3201026	2	20	17	85				25	16	64	51	33	64.7	131	131	100	58	49	84.5	54	47	87	18	17	94.4	99	80	80.8	24	12	50	20	12	60
	RETSHEDISITSWE SS	2018	3201026	2	11	10	90.9				19	18	94.7	35	30	85.7	72	72	100	28	28	100	16	16	100	16	16	100	52	42	80.8	10	9	90	9	8	88.9
	SALOMON SENEKAL CS	2019	3202038	5	7	7	100									18	18	100							4	4	100	10	10	100	8	8	100	8	7	87.5	
	SALOMON SENEKAL CS	2018	3202038	5	11	11	100									21	21	100							7	7	100	11	11	100	10	10	100	8	8	100	
	SAMUEL SEBEGO PAKI SS	2019	3202039	1	9	9	100				18	17	94.4	17	14	82.4	59	59	100	18	14	77.8	22	22	100	20	18	90	45	40	88.9	14	12	85.7	20	14	70
	SAMUEL SEBEGO PAKI SS	2018	3202039	1	2	2	100				9	8	88.9	8	5	62.5	38	37	97.4	11	8	72.7	13	12	92.3	10	9	90	29	20	69	9	8	88.9	10	6	60
	SANDERSVILLE CS	2019	3202040	3	1	1	100				8	2	25			8	8	100									7	6	85.7	1	1	100					
	SANDERSVILLE CS	2018	3202040	3	2	2	100				8	5	62.5			12	12	100							4	4	100	12	11	91.7							
	SAREL CILLIERS CS	2019	3202041	3							20	16	80			29	29	100							17	15	88.2	20	16	80	9	8	88.9	8	5	62.5	
	SAREL CILLIERS CS	2018	3202041	3							23	16	69.6			31	31	100							16	12	75	24	19	79.2	7	7	100	6	6	100	
	SASOLBURG SS	2019	3201028	5	57	55	96.5				85	63	74.1			57	57	100	62	62	100				126	113	89.7	68	67	98.5	104	96	92.3	79	74	93.7	
	SASOLBURG SS	2018	3201028	5	41	39	95.1				64	59	92.2			36	36	100	57	56	98.2				109	105	96.3	63	63	100	80	79	98.8	66	65	98.5	



Province Districts	Subject Description																																					
	Centre Name	Year	Centre Number	Quintile	Accounting			Agricultural Sciences			Business Studies			Economics			English First Additional Language			Geography			History			Life Sciences			Mathematical Literacy			Mathematics			Physical Sciences			
					Total Wrote	Achieved30-100%	% Achieved at 30% and Above	Total Wrote	Achieved30-100%	% Achieved at 30% and Above	Total Wrote	Achieved30-100%	% Achieved at 30% and Above	Total Wrote	Achieved30-100%	% Achieved at 30% and Above	Total Wrote	Achieved30-100%	% Achieved at 30% and Above	Total Wrote	Achieved30-100%	% Achieved at 30% and Above	Total Wrote	Achieved30-100%	% Achieved at 30% and Above	Total Wrote	Achieved30-100%	% Achieved at 30% and Above	Total Wrote	Achieved30-100%	% Achieved at 30% and Above	Total Wrote	Achieved30-100%	% Achieved at 30% and Above	Total Wrote	Achieved30-100%	% Achieved at 30% and Above	
					FEZILE DABI	WILGERIVIER CS	2018	3201036	5	13	13	100				14	13	92.9				45	45	100	16	16	100				26	26	100	20	20	100	25	25
	YAKHISISWE SS	2019	3201037	3	11	10	90.9				38	22	57.9	33	15	45.5	86	86	100	42	40	95.2	59	52	88.1	35	27	77.1	68	64	94.1	14	8	57.1	13	12	92.3	
	YAKHISISWE SS	2018	3201037	3	13	11	84.6				41	35	85.4	36	22	61.1	88	88	100	37	29	78.4	57	50	87.7	16	15	93.8	61	53	86.9	15	13	86.7	16	13	81.3	
	ZENITH CI/S	2019	3202048	99	3	3	100				22	12	54.5	14	10	71.4	15	15	100				6	6	100	9	9	100	19	19	100	9	6	66.7	6	6	100	
	ZENITH CI/S	2018	3202048	99	3	3	100				17	11	64.7	7	7	100	19	19	100	3	3	100	11	11	100	10	10	100	18	18	100	0	0		4	4	100	
LEJWELEPUTSWA	AKADEMIA SS	2019	3182001	2	8	8	100				40	28	70				118	118	100	59	50	84.7	50	48	96	53	34	64.2	93	90	96.8	25	15	60	17	15	88.2	
	AKADEMIA SS	2018	3182001	2	13	4	30.8				40	19	47.5				87	87	100	41	37	90.2	50	40	80	23	13	56.5	83	64	77.1	11	8	72.7	4	4	100	
	ARAMELA CS	2019	3181001	2	11	11	100				21	13	61.9	17	12	70.6	51	51	100	20	18	90	33	33	100	15	10	66.7	40	25	62.5	12	7	58.3	5	4	80	
	ARAMELA CS	2018	3181001	2	12	11	91.7				18	12	66.7	15	13	86.7	45	45	100	24	19	79.2	28	28	100	21	18	85.7	30	13	43.3	15	13	86.7	5	5	100	
	BAHALE SS	2019	3182002	3	29	25	86.2				36	32	88.9	28	15	53.6	69	69	100	38	34	89.5	27	24	88.9	12	12	100	57	55	96.5	14	10	71.4	9	8	88.9	
	BAHALE SS	2018	3182002	3	16	14	87.5				18	14	77.8	15	12	80	48	48	100	20	19	95	10	10	100	29	24	82.8	28	27	96.4	16	16	100	20	19	95	
	BOSHOF CS	2019	3181002	3	0	0					29	15	51.7				12	12	100							21	21	100	25	24	96	25	18	72	21	18	85.7	
	BOSHOF CS	2018	3181002	3	26	23	88.5				62	21	33.9				16	16	100							22	22	100	56	46	82.1	30	26	86.7	22	22	100	
	BOTHAVILLE SS	2019	3181003	5	18	18	100	18	18	100	10	8	80				64	64	100	10	10	100				44	43	97.7	25	25	100	39	32	82.1	26	24	92.3	
	BOTHAVILLE SS	2018	3181003	5	12	12	100	27	26	96.3	13	9	69.2				51	51	100	9	9	100				36	36	100	28	28	100	23	23	100	17	17	100	
	BOVAAL ACS	2019	3181004	1										11	9	81.8	11	11	100								11	11	100									
	BOVAAL ACS	2018	3181004	1										15	7	46.7	15	15	100									15	13	86.7								
	BULTFONTEIN CS	2019	3181005	5	7	7	100	5	4	80							21	21	100	5	5	100				13	12	92.3	14	14	100	7	7	100	5	5	100	
	BULTFONTEIN CS	2018	3181005	5	4	3	75	5	5	100							20	20	100	7	7	100				8	8	100	14	14	100	6	6	100	2	2	100	
	CONCORDIA SS	2019	3182006	2	22	12	54.5				23	18	78.3	18	13	72.2	77	77	100	44	44	100				41	20	48.8	47	38	80.9	26	16	61.5	20	17	85	
	CONCORDIA SS	2018	3182006	2	19	13	68.4				23	14	60.9	13	13	100	65	65	100	28	27	96.4				18	13	72.2	23	21	91.3	21	13	61.9	16	11	68.8	

Province Districts	Subject Description																																				
	Centre Name	Year	Centre Number	Quintile	Accounting			Agricultural Sciences			Business Studies			Economics			English First Additional Language			Geography			History			Life Sciences			Mathematical Literacy			Mathematics			Physical Sciences		
					Total Wrote	Achieved30-100%	% Achieved at 30% and Above	Total Wrote	Achieved30-100%	% Achieved at 30% and Above	Total Wrote	Achieved30-100%	% Achieved at 30% and Above	Total Wrote	Achieved30-100%	% Achieved at 30% and Above	Total Wrote	Achieved30-100%	% Achieved at 30% and Above	Total Wrote	Achieved30-100%	% Achieved at 30% and Above	Total Wrote	Achieved30-100%	% Achieved at 30% and Above	Total Wrote	Achieved30-100%	% Achieved at 30% and Above	Total Wrote	Achieved30-100%	% Achieved at 30% and Above	Total Wrote	Achieved30-100%	% Achieved at 30% and Above			
LEJWELEPUTSWA	DIPHETOHO SS	2019	3181006	1												74	73	98.6	62	44	71	52	45	86.5	18	14	77.8	61	44	72.1	12	10	83.3	10	9	90	
	DIPHETOHO SS	2018	3181006	1												97	97	100	71	54	76.1	68	66	97.1	28	26	92.9	72	57	79.2	21	17	81	28	20	71.4	
	DUNAMIS CHRISTIAN CI/S	2019	3182086	99	4	4	100				13	10	76.9	5	4	80				6	6	100	6	6	100	7	7	100	11	11	100	6	5	83.3	3	3	100
	DUNAMIS CHRISTIAN CI/S	2018	3182086	99	2	2	100				6	4	66.7	2	2	100				5	5	100				5	5	100	5	5	100	5	4	80	3	1	33.3
	ED-U-COLLEGE WELKOM CI/S	2019	3182008	99							3	3	100	3	3	100	6	6	100	6	4	66.7				6	0	0	6	4	66.7	3	0	0	1	0	0
	ED-U-COLLEGE WELKOM CI/S	2018	3182008	99	1	1	100				10	3	30	7	4	57.1	7	7	100	5	4	80				2	2	100	8	7	87.5	4	2	50	2	1	50
	EDMUND RICE CI/S	2019	3181063	99	7	7	100				13	8	61.5													23	21	91.3	10	10	100	13	11	84.6	10	7	70
	EDMUND RICE CI/S	2018	3181063	99	6	5	83.3				8	5	62.5													15	15	100	7	7	100	8	7	87.5	7	5	71.4
	ELDORET SS	2019	3181008	3							32	17	53.1	16	14	87.5	49	49	100							16	13	81.3	33	27	81.8	14	9	64.3	15	11	73.3
	ELDORET SS	2018	3181008	3							33	16	48.5	14	12	85.7	50	50	100							13	12	92.3	36	25	69.4	14	11	78.6	13	12	92.3
	GOUDVELD SS	2019	3182010	5	47	45	95.7				56	39	69.6	27	19	70.4	162	162	100	38	34	89.5				76	69	90.8	114	113	99.1	48	45	93.8	34	34	100
	GOUDVELD SS	2018	3182010	5	37	34	91.9				43	28	65.1	15	14	93.3	143	143	100	20	20	100				64	64	100	94	94	100	49	44	89.8	38	38	100
	HANOVER CFS	2019	3181009	1													15	15	100	15	15	100	11	11	100	15	4	26.7	11	11	100	4	3	75	4	3	75
	HANOVER CFS	2018	3181009	1													27	26	96.3	28	21	75	15	11	73.3	25	18	72	14	10	71.4	12	12	100	12	11	91.7
	HARMONY SS	2019	3182011	5	13	4	30.8				86	81	94.2	68	57	83.8				82	82	100				67	52	77.6	40	39	97.5	57	29	50.9	17	13	76.5
	HARMONY SS	2018	3182011	5	15	10	66.7				91	81	89	92	81	88				96	95	99				91	70	76.9	33	29	87.9	80	42	52.5	37	17	45.9
	HENNENMAN SS	2019	3182013	5	9	9	100				13	13	100				37	37	100	19	16	84.2				11	10	90.9	22	22	100	15	14	93.3	8	7	87.5
	HENNENMAN SS	2018	3182013	5	6	6	100				5	5	100				34	34	100	20	17	85				11	10	90.9	22	22	100	11	11	100	8	8	100

		Subject Description																																			
Province Districts	Centre Name	Year	Centre Number	Quintile	Accounting			Agricultural Sciences			Business Studies			Economics			English First Additional Language			Geography			History			Life Sciences			Mathematical Literacy			Mathematics			Physical Sciences		
					Total Wrote	Achieved30-100%	% Achieved at 30% and Above	Total Wrote	Achieved30-100%	% Achieved at 30% and Above	Total Wrote	Achieved30-100%	% Achieved at 30% and Above	Total Wrote	Achieved30-100%	% Achieved at 30% and Above	Total Wrote	Achieved30-100%	% Achieved at 30% and Above	Total Wrote	Achieved30-100%	% Achieved at 30% and Above	Total Wrote	Achieved30-100%	% Achieved at 30% and Above	Total Wrote	Achieved30-100%	% Achieved at 30% and Above	Total Wrote	Achieved30-100%	% Achieved at 30% and Above	Total Wrote	Achieved30-100%	% Achieved at 30% and Above	Total Wrote	Achieved30-100%	% Achieved at 30% and Above
					LEJWELEPUTSWA	HENTIE CILLIERS HS	2019	3182014	5	8	8	100				54	29	53.7				54	54	100	41	38	92.7				47	46	97.9	70	69	98.6	52
	HENTIE CILLIERS HS	2018	3182014	5	21	20	95.2				51	34	66.7				40	40	100	40	38	95				50	45	90	56	56	100	38	33	86.8	24	23	95.8
	HOOPSTAD CS	2019	3181010	5	2	2	100				11	8	72.7				22	22	100	6	6	100				9	9	100	12	12	100	10	10	100	3	3	100
	HOOPSTAD CS	2018	3181010	5	7	7	100				7	6	85.7				24	24	100	11	11	100				11	11	100	12	12	100	12	12	100	6	6	100
	HTS WELKOM	2019	3182015	5													11	11	100													41	23	56.1	28	21	75
	HTS WELKOM	2018	3182015	5													17	17	100										14	13	92.9	39	26	66.7	30	16	53.3
	IPHATELENG SS	2019	3181011	1	6	6	100				14	7	50	14	13	92.9	44	44	100	30	25	83.3	19	19	100	12	11	91.7	32	26	81.3	11	6	54.5	10	9	90
	IPHATELENG SS	2018	3181011	1	10	10	100				17	12	70.6	17	16	94.1	40	40	100	23	21	91.3	11	11	100	18	18	100	28	22	78.6	12	10	83.3	12	11	91.7
	IPOPENG SS	2019	3182016	2	14	10	71.4				26	13	50	19	16	84.2	36	36	100							13	4	30.8	28	25	89.3	7	2	28.6	7	6	85.7
	IPOPENG SS	2018	3182016	2	12	10	83.3				24	11	45.8	16	12	75	44	44	100	12	10	83.3				15	9	60	25	15	60	15	8	53.3	8	8	100
	ITHABELENG SS	2019	3181012	1	31	31	100				56	54	96.4	56	49	87.5	122	122	100	91	90	98.9	46	46	100	65	43	66.2	100	95	95	20	10	50	19	14	73.7
	ITHABELENG SS	2018	3181012	1	37	37	100				60	55	91.7	60	55	91.7	83	83	100	46	41	89.1	10	10	100	23	22	95.7	61	58	95.1	22	17	77.3	13	13	100
	ITOKISETSENG CFS	2019	3181013	1	22	10	45.5				22	12	54.5				22	21	95.5							1	1	100	21	13	61.9	1	1	100			
	ITOKISETSENG CFS	2018	3181013	1	15	8	53.3	6	6	100	16	8	50				21	20	95.2							6	6	100	15	10	66.7	6	5	83.3	5	5	100
	JC MOTUMI SS	2019	3181015	2	19	8	42.1				26	10	38.5	26	8	30.8	67	67	100	39	39	100	16	9	56.3	38	37	97.4	32	29	90.6	23	10	43.5	21	21	100
	JC MOTUMI SS	2018	3181015	2	20	11	55				22	7	31.8	22	16	72.7	82	81	98.8	56	54	96.4	10	8	80	58	56	96.6	30	23	76.7	36	25	69.4	40	35	87.5
	KAGISANO CS	2019	3181016	2	7	7	100				15	12	80	11	9	81.8	34	34	100	9	9	100				27	23	85.2	15	15	100	19	8	42.1	19	19	100
	KAGISANO CS	2018	3181016	2	9	8	88.9				19	6	31.6	14	8	57.1	51	48	94.1	15	11	73.3				18	9	50	41	8	19.5	10	5	50	9	9	100
	KGHOLOLOSEGO SS	2019	3181045	1	8	6	75				8	4	50	5	1	20	39	39	100	31	20	64.5	19	7	36.8	20	8	40	24	14	58.3	10	2	20	12	4	33.3
	KGHOLOLOSEGO SS	2018	3181045	1	7	7	100				7	5	71.4	7	6	85.7	46	46	100	38	26	68.4	24	18	75	34	13	38.2	29	21	72.4	12	6	50	10	7	70
	KHELENG SS	2019	3182017	3	71	57	80.3				61	52	85.2	56	47	83.9	125	125	100	33	30	90.9	20	18	90	42	33	78.6	73	72	98.6	42	30	71.4	28	28	100







Province Districts	Centre Name	Year	Centre Number	Quintile	Subject Description																																	
					Accounting			Agricultural Sciences			Business Studies			Economics			English First Additional Language			Geography			History			Life Sciences			Mathematical Literacy			Mathematics			Physical Sciences			
					Total Wrote	Achieved30-100%	% Achieved at 30% and Above	Total Wrote	Achieved30-100%	% Achieved at 30% and Above	Total Wrote	Achieved30-100%	% Achieved at 30% and Above	Total Wrote	Achieved30-100%	% Achieved at 30% and Above	Total Wrote	Achieved30-100%	% Achieved at 30% and Above	Total Wrote	Achieved30-100%	% Achieved at 30% and Above	Total Wrote	Achieved30-100%	% Achieved at 30% and Above	Total Wrote	Achieved30-100%	% Achieved at 30% and Above	Total Wrote	Achieved30-100%	% Achieved at 30% and Above	Total Wrote	Achieved30-100%	% Achieved at 30% and Above	Total Wrote	Achieved30-100%	% Achieved at 30% and Above	
LEJWELEPUTSWA	MAMELLO SS	2018	3182024	2	30	25	83.3	31	28	90.3	33	17	51.5	34	26	76.5	135	134	99.3	106	80	75.5	46	43	93.5	101	81	80.2	75	49	65.3	61	36	59	56	42	75	
	MAREMATLOU SS	2019	3182025	1	76	25	32.9	33	24	72.7	41	31	75.6	39	33	84.6	134	134	100	133	120	90.2				99	63	63.6	35	30	85.7	59	35	59.3	53	21	39.6	
	MAREMATLOU SS	2018	3182025	1	57	29	50.9	79	66	83.5	30	23	76.7	30	25	83.3	152	152	100	152	132	86.8				137	106	77.4	16	12	75	135	66	48.9	121	49	40.5	
	MATSERIPE SS	2019	3182026	1	31	19	61.3				47	32	68.1	37	27	73	81	81	100	25	24	96	0	0		16	14	87.5	55	55	100	11	10	90.9	12	11	91.7	
	MATSERIPE SS	2018	3182026	1	43	21	48.8				67	41	61.2	69	39	56.5	98	98	100	24	22	91.7				29	26	89.7	56	35	62.5	29	21	72.4	26	20	76.9	
	MELODING SS	2019	3182028	2	14	8	57.1	16	16	100	14	14	100	14	14	100	92	92	100	59	49	83.1	62	48	77.4	16	16	100	72	51	70.8	15	8	53.3	14	14	100	
	MELODING SS	2018	3182028	2	16	6	37.5	20	19	95	31	18	58.1	31	15	48.4	90	90	100	36	32	88.9	39	33	84.6	55	31	56.4	69	41	59.4	17	13	76.5	17	17	100	
	MONYAKENG SS	2019	3181026	1	13	13	100				23	21	91.3	21	18	85.7	57	57	100	30	26	86.7	16	15	93.8	37	17	45.9	27	26	96.3	30	8	26.7	17	14	82.4	
	MONYAKENG SS	2018	3181026	1	17	17	100				17	16	94.1	17	16	94.1	48	48	100	31	26	83.9	17	17	100	31	20	64.5	28	24	85.7	20	9	45	14	13	92.9	
	MOPHATE SS	2019	3181028	2	48	37	77.1				123	71	57.7	76	54	71.1	166	165	99.4	35	33	94.3				35	31	88.6	106	89	84	48	40	83.3	29	26	89.7	
	MOPHATE SS	2018	3181028	2	70	58	82.9				146	80	54.8	122	76	62.3	199	193	97	62	53	85.5				46	39	84.8	136	98	72.1	53	33	62.3	42	25	59.5	
	MOSALA SS	2019	3181029	3	11	10	90.9				48	41	85.4	31	22	71	96	96	100	42	42	100	17	17	100	25	25	100	40	37	92.5	56	51	91.1	48	40	83.3	
	MOSALA SS	2018	3181029	3	11	11	100				46	43	93.5	42	34	81	79	79	100	15	15	100				17	17	100	45	34	75.6	33	32	97	32	32	100	
	NALEDI-YA-BOTJABELA SS	2019	3182030	1	16	11	68.8				34	19	55.9	21	9	42.9	72	71	98.6	46	27	58.7	9	8	88.9	26	11	42.3	58	51	87.9	13	6	46.2	24	8	33.3	
	NALEDI-YA-BOTJABELA SS	2018	3182030	1	10	6	60				34	19	55.9	19	5	26.3	97	97	100	74	51	68.9	34	26	76.5	46	33	71.7	79	61	77.2	18	15	83.3	33	23	69.7	
	NANABOLELA SS	2019	3182031	2	25	23	92				47	31	66	24	22	91.7	98	98	100	73	68	93.2	38	37	97.4	45	41	91.1	63	57	90.5	35	31	88.6	31	30	96.8	
	NANABOLELA SS	2018	3182031	2	13	12	92.3				16	15	93.8	16	13	81.3	84	84	100	68	62	91.2	48	48	100	24	23	95.8	56	33	58.9	28	27	96.4	20	19	95	
	OZIEL SELELE CSS	2019	3181031	1													106	103	97.2														25	18	72	25	21	84
	OZIEL SELELE CSS	2018	3181031	1													82	80	97.6														15	9	60	17	15	88.2
	PHEHELLO SS	2019	3181033	1	65	53	81.5				71	53	74.6	31	20	64.5	160	160	100	72	65	90.3	22	14	63.6	75	71	94.7	81	68	84	61	47	77	61	45	73.8	

Province Districts	Subject Description																																				
	Centre Name	Year	Centre Number	Quintile	Accounting			Agricultural Sciences			Business Studies			Economics			English First Additional Language			Geography			History			Life Sciences			Mathematical Literacy			Mathematics			Physical Sciences		
					Total Wrote	Achieved30-100%	% Achieved at 30% and Above	Total Wrote	Achieved30-100%	% Achieved at 30% and Above	Total Wrote	Achieved30-100%	% Achieved at 30% and Above	Total Wrote	Achieved30-100%	% Achieved at 30% and Above	Total Wrote	Achieved30-100%	% Achieved at 30% and Above	Total Wrote	Achieved30-100%	% Achieved at 30% and Above	Total Wrote	Achieved30-100%	% Achieved at 30% and Above	Total Wrote	Achieved30-100%	% Achieved at 30% and Above	Total Wrote	Achieved30-100%	% Achieved at 30% and Above	Total Wrote	Achieved30-100%	% Achieved at 30% and Above	Total Wrote	Achieved30-100%	% Achieved at 30% and Above
LEJWELEPUTSWA	PHEHELLO SS	2018	3181033	1	34	30	88.2				50	42	84	25	17	68	107	107	100	54	50	92.6	26	20	76.9	49	49	100	66	53	80.3	41	33	80.5	41	39	95.1
	RAINBOW SS	2019	3181027	1	20	15	75				37	26	70.3	37	21	56.8	86	86	100	49	43	87.8	39	39	100	49	40	81.6	76	66	86.8	10	7	70	10	9	90
	RAINBOW SS	2018	3181027	1	28	19	67.9				53	33	62.3	53	42	79.2	140	140	100	85	50	58.8	50	41	82	84	60	71.4	99	76	76.8	32	26	81.3	37	33	89.2
	REARABETSWE SS	2019	3181035	3	34	27	79.4				56	38	67.9	34	25	73.5	131	130	99.2	33	31	93.9	41	33	80.5	71	48	67.6	80	57	71.3	49	11	22.4	32	21	65.6
	REARABETSWE SS	2018	3181035	3	14	14	100				35	19	54.3	14	14	100	77	77	100	27	27	100	15	15	100	42	32	76.2	36	22	61.1	41	25	61	27	19	70.4
	REATLEHILE SS	2019	3182035	3	13	8	61.5				35	29	82.9	30	14	46.7	60	60	100	33	32	97				25	25	100	34	30	88.2	15	5	33.3	12	12	100
	REATLEHILE SS	2018	3182035	3	11	4	36.4				20	16	80	12	12	100	50	50	100	29	27	93.1				30	28	93.3	25	22	88	18	6	33.3	20	13	65
	REFIHLETSE CS	2019	3182037	2							19	10	52.6				37	37	100	37	29	78.4				32	22	68.8	20	16	80	12	7	58.3	13	11	84.6
	REFIHLETSE CS	2018	3182037	2							3	2	66.7				13	13	100	13	8	61.5				13	8	61.5	4	4	100	6	5	83.3	7	4	57.1
	RELEKILE SS	2019	3181037	1	26	23	88.5				26	24	92.3	26	18	69.2	72	72	100	45	37	82.2	29	28	96.6	35	28	80	47	42	89.4	24	16	66.7	16	16	100
	RELEKILE SS	2018	3181037	1	20	20	100				20	20	100	20	20	100	80	80	100	60	51	85	42	42	100	59	37	62.7	45	33	73.3	35	16	45.7	18	15	83.3
	REPHOLOSITSWE SS	2019	3181038	1	56	31	55.4				56	37	66.1	56	39	69.6	104	103	99	47	38	80.9				47	24	51.1				99	12	12.1	45	15	33.3
	REPHOLOSITSWE SS	2018	3181038	1	38	17	44.7				39	18	46.2	38	19	50	116	114	98.3	78	41	52.6	13	7	53.8	78	37	47.4	12	7	58.3	100	21	21	63	14	22.2
	RHEEDER PARK COMBINED SCHOOL	2019	3182075	2	39	21	53.8				37	33	89.2	60	25	41.7	85	83	97.6							14	12	85.7	63	46	73	10	8	80	14	7	50
	RHEEDER PARK COMBINED SCHOOL	2018	3182075	2	31	17	54.8				37	34	91.9	57	34	59.6	86	84	97.7							27	14	51.9	34	26	76.5	22	6	27.3	25	10	40
	RIEBEECKSTAD SS	2019	3182039	5	22	21	95.5				62	48	77.4	35	25	71.4	16	16	100	56	55	98.2				38	34	89.5	72	70	97.2	37	22	59.5	19	18	94.7
	RIEBEECKSTAD SS	2018	3182039	5	11	10	90.9				58	31	53.4	22	17	77.3	12	12	100	63	59	93.7				43	39	90.7	67	62	92.5	30	22	73.3	17	16	94.1
	SANDVELD CS	2019	3181039	5	6	6	100				3	3	100				18	18	100	12	12	100				15	12	80	11	11	100	7	5	71.4	5	5	100
	SANDVELD CS	2018	3181039	5	5	5	100				3	3	100				22	22	100	17	17	100				19	17	89.5	16	16	100	6	6	100	4	3	75
	SENZILE CS	2019	3181040	1	10	6	60				36	12	33.3	30	16	53.3	103	99	96.1	51	36	70.6	45	34	75.6	16	10	62.5	75	44	58.7	21	10	47.6	12	9	75

			Subject Description																																		
Province Districts	Centre Name	Year	Centre Number	Quintile	Accounting			Agricultural Sciences			Business Studies			Economics			English First Additional Language			Geography			History			Life Sciences			Mathematical Literacy			Mathematics			Physical Sciences		
					Total Wrote	Achieved30-100%	% Achieved at 30% and Above	Total Wrote	Achieved30-100%	% Achieved at 30% and Above	Total Wrote	Achieved30-100%	% Achieved at 30% and Above	Total Wrote	Achieved30-100%	% Achieved at 30% and Above	Total Wrote	Achieved30-100%	% Achieved at 30% and Above	Total Wrote	Achieved30-100%	% Achieved at 30% and Above	Total Wrote	Achieved30-100%	% Achieved at 30% and Above	Total Wrote	Achieved30-100%	% Achieved at 30% and Above	Total Wrote	Achieved30-100%	% Achieved at 30% and Above	Total Wrote	Achieved30-100%	% Achieved at 30% and Above	Total Wrote	Achieved30-100%	% Achieved at 30% and Above
LEJWELEPUTSWA	SENZILE CS	2018	3181040	1	10	10	100				27	15	55.6	26	11	42.3	59	59	100	29	29	100	15	15	100	19	14	73.7	30	18	60	29	15	51.7	19	17	89.5
	SEQHOBONG SS	2019	3181041	1	14	6	42.9				52	50	96.2	34	15	44.1	73	73	100	19	19	100				19	19	100	47	42	89.4	19	11	57.9	17	16	94.1
	SEQHOBONG SS	2018	3181041	1	7	4	57.1				17	15	88.2	12	7	58.3	69	64	92.8	27	20	74.1				29	24	82.8	25	13	52	24	11	45.8	18	12	66.7
	STAATSPRES SWART CS	2019	3182045	5	3	3	100	13	12	92.3	14	13	92.9				31	31	100							17	16	94.1	21	21	100	10	10	100	9	9	100
	STAATSPRES SWART CS	2018	3182045	5	9	6	66.7				9	8	88.9				29	29	100							14	14	100	18	17	94.4	10	8	80	6	5	83.3
	TAIWE SS	2019	3182046	2	53	43	81.1				49	48	98	47	39	83	113	113	100	38	34	89.5	36	34	94.4	30	27	90	81	72	88.9	27	22	81.5	21	19	90.5
	TAIWE SS	2018	3182046	2	48	48	100				47	41	87.2	48	41	85.4	120	120	100	49	35	71.4	42	40	95.2	34	27	79.4	74	64	86.5	30	22	73.3	19	15	78.9
	TETO SS	2019	3182047	3	26	24	92.3				31	27	87.1	30	27	90	179	178	99.4	148	126	85.1				141	93	66				123	49	39.8	108	60	55.6
	TETO SS	2018	3182047	3	35	25	71.4				38	32	84.2	38	32	84.2	129	129	100	91	79	86.8				91	80	87.9				117	42	35.9	85	56	65.9
	THEUNISSEN CS	2019	3182048	5	6	4	66.7				14	11	78.6				7	7	100	11	11	100				10	7	70	15	15	100	9	6	66.7	8	8	100
	THEUNISSEN CS	2018	3182048	5	5	5	100				12	6	50				8	8	100	11	6	54.5				10	7	70	18	14	77.8	4	2	50	3	3	100
	THOTAGAUTA SS	2019	3182049	3	33	28	84.8				59	48	81.4	55	48	87.3	140	140	100	79	64	81	51	41	80.4	52	38	73.1	91	86	94.5	40	16	40	15	13	86.7
	THOTAGAUTA SS	2018	3182049	3	19	12	63.2				37	30	81.1	36	10	27.8	97	97	100	61	53	86.9	38	32	84.2	41	29	70.7	64	54	84.4	32	9	28.1	14	10	71.4
	TIKWANE CSS	2019	3181043	1				10	5	50							63	62	98.4												30	13	43.3	20	10	50	
	TIKWANE CSS	2018	3181043	1				24	12	50							91	91	100												18	11	61.1	17	6	35.3	
	UNITAS CSS	2019	3182054	5	40	31	77.5				80	42	52.5	32	31	96.9	80	80	100	83	79	95.2	70	69	98.6	75	67	89.3	134	123	91.8	51	21	41.2	33	22	66.7
	UNITAS CSS	2018	3182054	5	26	22	84.6				44	30	68.2	28	24	85.7	60	60	100	56	52	92.9	36	36	100	56	53	94.6	68	61	89.7	54	38	70.4	37	32	86.5
	WELKOM HIGH SS	2019	3182058	5	52	43	82.7				153	119	77.8	89	59	66.3				57	57	100	45	44	97.8	101	95	94.1	140	138	98.6	75	57	76	43	38	88.4
	WELKOM HIGH SS	2018	3182058	5	53	38	71.7				141	80	56.7	100	85	85				35	35	100	41	40	97.6	89	78	87.6	124	115	92.7	72	55	76.4	38	34	89.5
	WELKOM SS	2019	3182059	3	18	8	44.4				65	55	84.6	29	9	31	34	34	100	42	40	95.2	37	31	83.8	19	15	78.9	75	62	82.7	14	11	78.6	8	8	100
WELKOM SS	2018	3182059	3	20	11	55				46	24	52.2	33	22	66.7	42	42	100	54	37	68.5	27	19	70.4	30	14	46.7	65	42	64.6	10	6	60	5	3	60	

Province Districts		Subject Description																																				
		Centre Name	Year	Centre Number	Quintile	Accounting			Agricultural Sciences			Business Studies			Economics			English First Additional Language			Geography			History			Life Sciences			Mathematical Literacy			Mathematics			Physical Sciences		
						Total Wrote	Achieved30-100%	% Achieved at 30% and Above	Total Wrote	Achieved30-100%	% Achieved at 30% and Above	Total Wrote	Achieved30-100%	% Achieved at 30% and Above	Total Wrote	Achieved30-100%	% Achieved at 30% and Above	Total Wrote	Achieved30-100%	% Achieved at 30% and Above	Total Wrote	Achieved30-100%	% Achieved at 30% and Above	Total Wrote	Achieved30-100%	% Achieved at 30% and Above	Total Wrote	Achieved30-100%	% Achieved at 30% and Above	Total Wrote	Achieved30-100%	% Achieved at 30% and Above	Total Wrote	Achieved30-100%	% Achieved at 30% and Above	Total Wrote	Achieved30-100%	% Achieved at 30% and Above
LEJWELEPUTSWA	WELKOM-GIMNASIUM SS	2019	3182060	5	41	41	100				116	76	65.5	66	46	69.7	52	52	100	22	22	100				52	52	100	100	97	97	67	56	83.6	41	40	97.6	
	WELKOM-GIMNASIUM SS	2018	3182060	5	50	46	92				118	85	72	55	50	90.9	52	52	100	13	13	100				54	51	94.4	111	110	99.1	56	46	82.1	37	30	81.1	
	WESSEL MAREE SS	2019	3181046	5	9	9	100				32	26	81.3				27	27	100	35	33	94.3				40	34	85	39	39	100	25	14	56	17	15	88.2	
	WESSEL MAREE SS	2018	3181046	5	11	11	100				26	25	96.2				21	21	100	30	27	90				43	38	88.4	47	44	93.6	19	19	100	19	18	94.7	
	WINBURG CS	2019	3182061	3	18	16	88.9				30	11	36.7				43	43	100	25	21	84				35	24	68.6	30	30	100	13	10	76.9	13	13	100	
	WINBURG CS	2018	3182061	3	14	8	57.1				37	24	64.9				43	43	100	28	23	82.1				30	20	66.7	37	32	86.5	5	4	80	5	5	100	

Province Districts	Subject Description																																										
	Centre Name	Year	Centre Number	Quintile	Accounting			Agricultural Sciences			Business Studies			Economics			English First Additional Language			Geography			History			Life Sciences			Mathematical Literacy			Mathematics			Physical Sciences								
					Total Wrote	Achieved30-100%	% Achieved at 30% and Above	Total Wrote	Achieved30-100%	% Achieved at 30% and Above	Total Wrote	Achieved30-100%	% Achieved at 30% and Above	Total Wrote	Achieved30-100%	% Achieved at 30% and Above	Total Wrote	Achieved30-100%	% Achieved at 30% and Above	Total Wrote	Achieved30-100%	% Achieved at 30% and Above	Total Wrote	Achieved30-100%	% Achieved at 30% and Above	Total Wrote	Achieved30-100%	% Achieved at 30% and Above	Total Wrote	Achieved30-100%	% Achieved at 30% and Above	Total Wrote	Achieved30-100%	% Achieved at 30% and Above									
MOTHEO	ACADEMY OF EXCELLENCE CI/S	2019	3171095	99							14	12	85.7										26	25	96.2				14	12	85.7	12	12	100	11	7	63.6	9	7	77.8			
	ACADEMY OF EXCELLENCE CI/S	2018	3171095	99							19	7	36.8										28	25	89.3				13	12	92.3	19	18	94.7	9	6	66.7	9	6	66.7			
	ACCELERATED CHRISTIAN COLLEGE SI/S	2019	3171001	99							22	5	22.7				13	13	100				18	18	100				12	8	66.7	35	32	91.4									
	ACCELERATED CHRISTIAN COLLEGE SI/S	2018	3171001	99	6	4	66.7				20	5	25										17	12	70.6				10	7	70	30	23	76.7									
	ALBERT MOROKA SS	2019	3173002	3	48	40	83.3				49	49	100	49	49	100	126	126	100	68	67	98.5				76	63	82.9	33	33	100	83	57	68.7	67	60	89.6						
	ALBERT MOROKA SS	2018	3173002	3	37	33	89.2				37	37	100	37	35	94.6	104	104	100	61	61	100				67	67	100	53	52	98.1	51	42	82.4	67	62	92.5						
	ATLEHANG SS	2019	3171003	4	30	26	86.7				128	64	50	78	42	53.8	210	210	100	47	42	89.4	31	31	100	34	32	94.1	146	126	86.3	64	38	59.4	34	30	88.2						
	ATLEHANG SS	2018	3171003	4	27	26	96.3				122	68	55.7	67	46	68.7	210	209	99.5	53	33	62.3	27	25	92.6	35	35	100	154	118	76.6	56	42	75	35	31	88.6						
	BAINSVLEI CS	2019	3171089	2	9	9	100	14	13	92.9	18	14	77.8	18	13	72.2	41	41	100							21	19	90.5	18	17	94.4	19	16	84.2	20	19	95						
	BAINSVLEI CS	2018	3171089	2	10	10	100	21	20	95.2	76	49	64.5	30	30	100	96	96	100							16	15	93.8	73	68	93.2	23	11	47.8	13	13	100						

Province Districts	Centre Name	Year	Centre Number	Quintile	Subject Description																																			
					Accounting			Agricultural Sciences			Business Studies			Economics			English First Additional Language			Geography			History			Life Sciences			Mathematical Literacy			Mathematics			Physical Sciences					
					Total Wrote	Achieved30-100%	% Achieved at 30% and Above	Total Wrote	Achieved30-100%	% Achieved at 30% and Above	Total Wrote	Achieved30-100%	% Achieved at 30% and Above	Total Wrote	Achieved30-100%	% Achieved at 30% and Above	Total Wrote	Achieved30-100%	% Achieved at 30% and Above	Total Wrote	Achieved30-100%	% Achieved at 30% and Above	Total Wrote	Achieved30-100%	% Achieved at 30% and Above	Total Wrote	Achieved30-100%	% Achieved at 30% and Above	Total Wrote	Achieved30-100%	% Achieved at 30% and Above	Total Wrote	Achieved30-100%	% Achieved at 30% and Above						
MOTHEO	BARTIMEA SCHOOL FOR THE DEAF AND BLIND	2019	3173003	99	4	2	50				7	5	71.4	6	5	83.3	16	16	100				6	5	83.3				8	7	87.5	8	4	50						
	BARTIMEA SCHOOL FOR THE DEAF AND BLIND	2018	3173003	99							2	1	50							9	9	100				5	5	100				4	2	50	5	3	60			
	BLOEMFONTEIN SOUTH HIGH SS	2019	3172039	5	17	14	82.4	20	20	100	76	61	80.3	25	19	76	12	12	100									31	29	93.5	67	63	94	35	29	82.9	26	17	65.4	
	BLOEMFONTEIN SOUTH HIGH SS	2018	3172039	5	10	8	80	14	14	100	54	40	74.1	13	11	84.6	15	15	100									20	20	100	60	53	88.3	12	11	91.7	18	10	55.6	
	BLOEMFONTEIN SS	2019	3171004	5	26	25	96.2				109	85	78				83	83	100	47	44	93.6						59	54	91.5	118	115	97.5	43	35	81.4	24	15	62.5	
	BLOEMFONTEIN SS	2018	3171004	5	28	28	100				90	56	62.2				91	91	100	61	50	82						71	64	90.1	129	120	93	39	39	100	31	25	80.6	
	BREBNER SS	2019	3171008	5	77	74	96.1				258	203	78.7	130	90	69.2				100	93	93						154	133	86.4	223	205	91.9	88	69	78.4	54	51	94.4	
	BREBNER SS	2018	3171008	5	87	67	77				240	190	79.2	111	92	82.9				82	75	91.5						167	157	94	202	192	95	105	63	60	67	57	85.1	
	C EN N H MEISIESKOOL ORANJE	2019	3171055	5	34	34	100				62	59	95.2				143	143	100	13	13	100	1	1	100			95	91	95.8	63	63	100	80	80	100	55	55	100	
	C EN N H MEISIESKOOL ORANJE	2018	3171055	5	42	42	100				67	62	92.5				150	150	100	24	24	100						102	101	99	59	59	100	91	91	100	60	60	100	
	CALCULUS BLOEMFONTEIN SI/S	2019	3171009	99	3	3	100				24	21	87.5	13	12	92.3	5	5	100	14	14	100						18	18	100	26	26	100	9	9	100	8	8	100	
	CALCULUS BLOEMFONTEIN SI/S	2018	3171009	99	13	11	84.6				42	32	76.2	28	25	89.3	8	8	100	11	11	100						11	10	90.9	41	39	95.1	9	6	66.7	5	5	100	
	CASTLEBRIDGE CI/S	2019	3171010	99							3	3	100	2	2	100	2	2	100									14	14	100	6	6	100	9	6	66.7	9	9	100	
	CASTLEBRIDGE CI/S	2018	3171010	99	14	11	78.6				29	18	62.1	28	17	60.7												15	15	100	25	18	72	18	15	83.3	8	7	87.5	



		Subject Description																																			
Province Districts	Centre Name	Year	Centre Number	Quintile	Accounting			Agricultural Sciences			Business Studies			Economics			English First Additional Language			Geography			History			Life Sciences			Mathematical Literacy			Mathematics			Physical Sciences		
					Total Wrote	Achieved30-100%	% Achieved at 30% and Above	Total Wrote	Achieved30-100%	% Achieved at 30% and Above	Total Wrote	Achieved30-100%	% Achieved at 30% and Above	Total Wrote	Achieved30-100%	% Achieved at 30% and Above	Total Wrote	Achieved30-100%	% Achieved at 30% and Above	Total Wrote	Achieved30-100%	% Achieved at 30% and Above	Total Wrote	Achieved30-100%	% Achieved at 30% and Above	Total Wrote	Achieved30-100%	% Achieved at 30% and Above	Total Wrote	Achieved30-100%	% Achieved at 30% and Above	Total Wrote	Achieved30-100%	% Achieved at 30% and Above	Total Wrote	Achieved30-100%	% Achieved at 30% and Above
					MOTHEO	CHRISTIAAN DE WET CS	2019	3171011	4	19	17	89.5				37	31	83.8				54	54	100	35	35	100				54	37	68.5	33	33	100	21
	CHRISTIAAN DE WET CS	2018	3171011	4	26	24	92.3				44	29	65.9				58	58	100	32	32	100				30	29	96.7	35	35	100	23	21	91.3	14	13	92.9
	CHRISTIAN BROTHERS COLLEGE CI/S	2019	3171012	99	12	12	100				15	15	100							13	13	100				25	25	100	10	10	100	15	14	93.3	10	10	100
	CHRISTIAN BROTHERS COLLEGE CI/S	2018	3171012	99	14	14	100				18	18	100							17	17	100				31	31	100	15	15	100	16	16	100	13	13	100
	CHRISTIAN LIPHOKO IS	2019	3173005	3	30	19	63.3				34	24	70.6	34	30	88.2	75	75	100	39	36	92.3	22	22	100	19	17	89.5	52	47	90.4	23	12	52.2	15	13	86.7
	CHRISTIAN LIPHOKO IS	2018	3173005	3	7	3	42.9				23	15	65.2	23	21	91.3	64	64	100	42	41	97.6	22	22	100	24	22	91.7	44	29	65.9	21	20	95.2	20	15	75
	COMMTECH CSS	2019	3171013	3	16	15	93.8				38	17	44.7	30	15	50	199	197	99							60	49	81.7	38	26	68.4	67	33	49.3	73	60	82.2
	COMMTECH CSS	2018	3171013	3	15	11	73.3				53	20	37.7	46	33	71.7	177	170	96							31	30	96.8	71	38	53.5	46	26	56.5	40	32	80
	DR BLOK SS	2019	3171016	4	6	6	100				49	41	83.7	24	5	20.8	134	134	100	59	47	79.7	86	80	93	55	34	61.8	100	85	85	20	17	85	20	15	75
	DR BLOK SS	2018	3171016	4	12	10	83.3				33	22	66.7	33	15	45.5	111	111	100	56	38	67.9	59	59	100	67	45	67.2	73	56	76.7	34	21	61.8	12	10	83.3
	DR VILJOEN CS	2019	3171015	5	24	22	91.7				80	44	55							29	26	89.7	22	18	81.8	55	41	74.5	97	87	89.7	23	14	60.9	18	14	77.8
	DR VILJOEN CS	2018	3171015	5	25	22	88				68	41	60.3							31	19	61.3				29	25	86.2	66	57	86.4	14	8	57.1	11	6	54.5
	EUNICE SS	2019	3171017	5	40	39	97.5				69	62	89.9	8	8	100							24	24	100	140	140	100	62	62	100	106	106	100	84	84	100
	EUNICE SS	2018	3171017	5	53	53	100				62	59	95.2	16	15	93.8							12	12	100	112	112	100	52	52	100	106	105	99.1	71	71	100
	EXCELSIOR CS	2019	3173006	3	5	5	100				5	1	20				15	15	100				10	10	100				15	12	80						
	FICHARDTPARK SS	2019	3171019	5	36	36	100				72	56	77.8				195	195	100				60	60	100	103	97	94.2	121	121	100	74	72	97.3	46	45	97.8
	FICHARDTPARK SS	2018	3171019	5	32	31	96.9				60	39	65				159	159	100				27	27	100	91	89	97.8	105	105	100	50	49	98	36	36	100
	GORONYANE SS	2019	3173007	3	9	9	100				9	9	100				33	33	100	24	23	95.8	9	9	100	15	11	73.3	17	14	82.4	16	8	50	8	7	87.5
	GORONYANE SS	2018	3173007	3	14	13	92.9				25	17	68	18	14	77.8	62	62	100	37	36	97.3	13	13	100	23	19	82.6	43	39	90.7	19	15	78.9	18	13	72.2
	GREY-KOLLEGE SS	2019	3171021	5	71	71	100				76	67	88.2	60	48	80	147	147	100	60	60	100	52	52	100	82	79	96.3	67	67	100	150	148	98.7	123	117	95.1



Province Districts	Subject Description																																						
	Centre Name	Year	Centre Number	Quintile	Accounting			Agricultural Sciences			Business Studies			Economics			English First Additional Language			Geography			History			Life Sciences			Mathematical Literacy			Mathematics			Physical Sciences				
					Total Wrote	Achieved30-100%	% Achieved at 30% and Above	Total Wrote	Achieved30-100%	% Achieved at 30% and Above	Total Wrote	Achieved30-100%	% Achieved at 30% and Above	Total Wrote	Achieved30-100%	% Achieved at 30% and Above	Total Wrote	Achieved30-100%	% Achieved at 30% and Above	Total Wrote	Achieved30-100%	% Achieved at 30% and Above	Total Wrote	Achieved30-100%	% Achieved at 30% and Above	Total Wrote	Achieved30-100%	% Achieved at 30% and Above	Total Wrote	Achieved30-100%	% Achieved at 30% and Above	Total Wrote	Achieved30-100%	% Achieved at 30% and Above	Total Wrote	Achieved30-100%	% Achieved at 30% and Above		
MOTHEO	GREY-KOLLEGE SS	2018	3171021	5	68	68	100				91	74	81.3	42	39	92.9	153	153	100	67	65	97	49	48	98	118	115	97.5	69	69	100	179	175	97.8	134	129	96.3		
	HEADSTART HIGH SI/S	2019	3171022	99							43	14	32.6	31	10	32.3	44	44	100	24	16	66.7				13	8	61.5	64	38	59.4	5	5	100	5	5	100		
	HEADSTART HIGH SI/S	2018	3171022	99							54	16	29.6	39	11	28.2	65	61	93.8	37	20	54.1				25	11	44	69	30	43.5	8	2	25	9	2	22.2		
	HEATHERDALE CSS	2019	3171023	5	17	17	100				34	27	79.4				141	141	100	69	64	92.8	28	28	100	14	14	100	107	94	87.9	17	12	70.6	17	17	100		
	HEATHERDALE CSS	2018	3171023	5	24	24	100				50	26	52				143	143	100	39	37	94.9	8	8	100	34	31	91.2	88	75	85.2	29	18	62.1	19	18	94.7		
	HODISA TS	2019	3171025	3													72	72	100															26	16	61.5	27	22	81.5
	HODISA TS	2018	3171025	3													226	225	99.6															44	30	68.2	44	31	70.5
	HTS LOUIS BOTHA	2019	3171026	5							40	9	22.5				5	5	100							42	22	52.4	40	39	97.5	89	40	44.9	47	35	74.5		
	HTS LOUIS BOTHA	2018	3171026	5	17	13	76.5				54	21	38.9				8	8	100										40	28	70	58	35	60.3	41	30	73.2		
	IKAELELO SS	2019	3171028	3	3	3	100				10	7	70	3	2	66.7	40	40	100				16	16	100	10	7	70	21	17	81	10	2	20	3	2	66.7		
	IKAELELO SS	2018	3171028	3	8	8	100				8	6	75	4	2	50	75	75	100				44	43	97.7	24	13	54.2	44	26	59.1	29	6	20.7	24	13	54.2		
	ITOKISETSENG BOKAMOSO SS	2019	3173009	2	11	9	81.8	23	18	78.3	20	17	85				45	45	100	25	22	88	14	13	92.9	20	17	85	20	17	85	23	14	60.9	20	16	80		
	ITOKISETSENG BOKAMOSO SS	2018	3173009	2	6	5	83.3	18	13	72.2	9	8	88.9				27	27	100	16	13	81.3	10	10	100	11	11	100	19	17	89.5	8	6	75	11	7	63.6		
	JIM FOUCHE SS	2019	3171030	5	40	40	100				76	74	97.4	28	28	100	175	175	100	19	19	100				59	59	100	112	111	99.1	64	64	100	33	33	100		
	JIM FOUCHE SS	2018	3171030	5	38	38	100				76	67	88.2	26	25	96.2	183	183	100	16	16	100				75	75	100	82	82	100	96	95	99	56	56	100		
	KAELANG SS	2019	3171031	4	9	9	100				31	25	80.6	27	9	33.3	67	67	100	16	16	100	16	16	100	11	11	100	52	47	90.4	10	6	60	11	7	63.6		
	KAELANG SS	2018	3171031	4	8	7	87.5				50	31	62	48	25	52.1	118	117	99.2	34	29	85.3	32	32	100	22	20	90.9	94	61	64.9	17	15	88.2	22	11	50		
	KAGISHO CSS	2019	3171033	4	33	16	48.5				97	77	79.4	54	30	55.6	236	236	100	81	75	92.6				57	48	84.2	87	73	83.9	73	51	69.9	63	49	77.8		
	KAGISHO CSS	2018	3171033	4	15	10	66.7				54	47	87	31	22	71	177	177	100	49	49	100				34	32	94.1	49	33	67.3	54	49	90.7	49	42	85.7		
	KGAUHO SS	2019	3172007	2	38	27	71.1	137	98	71.5	90	69	76.7	35	28	80	255	254	99.6				52	43	82.7	136	90	66.2	99	78	78.8	79	51	64.6	73	56	76.7		

Province Districts	Centre Name	Year	Centre Number	Quintile	Subject Description																																			
					Accounting			Agricultural Sciences			Business Studies			Economics			English First Additional Language			Geography			History			Life Sciences			Mathematical Literacy			Mathematics			Physical Sciences					
					Total Wrote	Achieved30-100%	% Achieved at 30% and Above	Total Wrote	Achieved30-100%	% Achieved at 30% and Above	Total Wrote	Achieved30-100%	% Achieved at 30% and Above	Total Wrote	Achieved30-100%	% Achieved at 30% and Above	Total Wrote	Achieved30-100%	% Achieved at 30% and Above	Total Wrote	Achieved30-100%	% Achieved at 30% and Above	Total Wrote	Achieved30-100%	% Achieved at 30% and Above	Total Wrote	Achieved30-100%	% Achieved at 30% and Above	Total Wrote	Achieved30-100%	% Achieved at 30% and Above	Total Wrote	Achieved30-100%	% Achieved at 30% and Above	Total Wrote	Achieved30-100%	% Achieved at 30% and Above			
MOTHEO	KGAUHO SS	2018	3172007	2	32	22	68.8	77	55	71.4	85	62	72.9	34	29	85.3	190	190	100				45	39	86.7	77	61	79.2	70	40	57.1	51	43	84.3	38	28	73.7			
	KGORATHUTO SS	2019	3172008	1	14	13	92.9				13	13	100	15	12	80	73	73	100	57	43	75.4	21	21	100	56	47	83.9	26	20	76.9	41	33	80.5	32	27	84.4			
	KGORATHUTO SS	2018	3172008	1	30	16	53.3				30	22	73.3	30	23	76.7	164	162	98.8	130	79	60.8	70	64	91.4	133	86	64.7	83	53	63.9	77	43	55.8	60	32	53.3			
	KOPANONG SENIOR SECONDARY	2019	3171110	3	45	25	55.6				119	77	64.7				280	277	98.9	232	186	80.2				158	85	53.8	237	201	84.8	43	35	81.4	40	35	87.5			
	KOPANONG SENIOR SECONDARY	2018	3171110	3	40	19	47.5				50	43	86				192	183	95.3	149	112	75.2				105	92	87.6	155	106	68.4	37	35	94.6	37	37	100			
	KYRIOS INDEPENDENT SCHOOL	2019	3171114	99							9	7	77.8														2	2	100	11	11	100	2	2	100					
	KYRIOS INDEPENDENT SCHOOL	2018	3171114	99	1	1	100				7	5	71.4													1	1	100	5	5	100	3	3	100	1	1	100			
	LADYBRAND ACADEMY	2019	3173055	99	5	5	100				18	14	77.8									12	12	100				21	16	76.2	15	15	100	8	7	87.5	3	3	100	
	LADYBRAND ACADEMY	2018	3173055	99	12	11	91.7				21	16	76.2										13	13	100				20	19	95	6	6	100	21	14	66.7	10	9	90
	LADYBRAND SS	2019	3173011	5	18	18	100				38	28	73.7				28	28	100	25	25	100				37	34	91.9	58	58	100	21	21	100	15	14	93.3			
	LADYBRAND SS	2018	3173011	5	13	13	100				29	21	72.4				32	32	100	23	23	100				44	44	100	42	42	100	29	29	100	19	19	100			
	LE RENG SS	2019	3173012	2	19	18	94.7				53	52	98.1	53	40	75.5	186	186	100	127	122	96.1	64	62	96.9	57	53	93	110	91	82.7	68	47	69.1	56	48	85.7			
	LE RENG SS	2018	3173012	2							31	25	80.6	31	17	54.8	187	186	99.5	156	146	93.6	67	67	100	82	77	93.9	134	110	82.1	52	49	94.2	77	53	68.8			
	LEFIKENG SS	2019	3172010	2	45	39	86.7	18	18	100	121	90	74.4	125	72	57.6	252	250	99.2	109	106	97.2	40	40	100	101	84	83.2	131	105	80.2	97	68	70.1	70	61	87.1			
	LEFIKENG SS	2018	3172010	2	12	12	100	12	12	100	62	54	87.1	62	58	93.5	128	128	100	54	49	90.7	12	12	100	64	58	90.6	70	58	82.9	56	49	87.5	53	49	92.5			
	LEKHULONG SS	2019	3171038	4	14	10	71.4				34	30	88.2	16	16	100	82	81	98.8	40	38	95	21	16	76.2	25	22	88	46	39	84.8	27	9	33.3	24	22	91.7			
	LEKHULONG SS	2018	3171038	4	12	9	75				29	26	89.7	12	12	100	80	78	97.5	40	35	87.5	19	19	100	21	21	100	45	37	82.2	22	15	68.2	21	18	85.7			

Province Districts	Subject Description																																				
	Centre Name	Year	Centre Number	Quintile	Accounting			Agricultural Sciences			Business Studies			Economics			English First Additional Language			Geography			History			Life Sciences			Mathematical Literacy			Mathematics			Physical Sciences		
					Total Wrote	Achieved30-100%	% Achieved at 30% and Above	Total Wrote	Achieved30-100%	% Achieved at 30% and Above	Total Wrote	Achieved30-100%	% Achieved at 30% and Above	Total Wrote	Achieved30-100%	% Achieved at 30% and Above	Total Wrote	Achieved30-100%	% Achieved at 30% and Above	Total Wrote	Achieved30-100%	% Achieved at 30% and Above	Total Wrote	Achieved30-100%	% Achieved at 30% and Above	Total Wrote	Achieved30-100%	% Achieved at 30% and Above	Total Wrote	Achieved30-100%	% Achieved at 30% and Above	Total Wrote	Achieved30-100%	% Achieved at 30% and Above			
MOTHEO	LENYORA LA THUTO CSS	2019	3172011	2				7	6	85.7							164	162	98.8							7	5	71.4				50	42	84	54	37	68.5
	LENYORA LA THUTO CSS	2018	3172011	2	18	16	88.9	57	47	82.5	28	21	75	29	24	82.8	239	236	98.7							68	56	82.4				111	90	81.1	91	66	72.5
	LERATONG SS	2019	3172012	1	11	10	90.9	45	42	93.3	35	28	80	35	33	94.3	136	132	97.1	41	39	95.1	41	41	100	42	41	97.6	76	67	88.2	40	23	57.5	42	35	83.3
	LERATONG SS	2018	3172012	1	7	7	100	98	42	42.9	21	12	57.1	16	12	75	144	143	99.3	78	48	61.5	82	75	91.5	32	26	81.3	93	60	64.5	28	23	82.1	30	24	80
	LEREKO SS	2019	3171039	3	5	5	100				25	22	88	24	23	95.8	79	79	100	12	12	100	37	33	89.2	17	13	76.5	61	49	80.3	14	10	71.4	17	15	88.2
	LEREKO SS	2018	3171039	3	4	3	75				29	14	48.3	27	23	85.2	106	105	99.1				63	56	88.9	15	14	93.3	90	47	52.2	11	10	90.9	10	10	100
	LOUW WEPENER CS	2019	3171042	4	13	11	84.6				22	14	63.6							21	20	95.2				12	12	100	21	18	85.7	16	9	56.3	12	10	83.3
	LOUW WEPENER CS	2018	3171042	4	20	12	60				24	16	66.7							27	23	85.2				23	22	95.7	25	24	96	23	7	30.4	21	9	42.9
	MARIASDAL SS	2019	3173013	4	7	7	100				14	8	57.1	14	5	35.7	29	29	100				22	22	100	15	15	100	12	12	100	17	7	41.2	15	12	80
	MARIASDAL SS	2018	3173013	4	20	14	70				25	18	72	24	23	95.8	44	44	100				23	23	100	18	18	100	23	21	91.3	20	19	95	17	17	100
	MARTIE DU PLESSIS HS	2019	3171045	99							20	9	45				29	29	100							13	6	46.2	35	34	97.1						
	MARTIE DU PLESSIS HS	2018	3171045	99							20	12	60				25	25	100							20	15	75	35	33	94.3						
	METSIMAPHODI SS	2019	3171046	3	18	10	55.6				30	14	46.7	30	10	33.3	123	122	99.2	68	58	85.3	53	36	67.9	23	15	65.2	72	51	70.8	12	6	50	12	6	50
	METSIMAPHODI SS	2018	3171046	3	19	17	89.5				62	21	33.9	35	25	71.4	135	135	100	68	49	72.1	49	35	71.4	34	15	44.1	110	48	43.6	22	9	40.9	18	11	61.1
	MOEMEDI SS	2019	3171048	4	26	11	42.3	36	17	47.2	74	22	29.7	27	19	70.4	174	167	96	33	24	72.7	47	40	85.1	69	25	36.2	104	54	51.9	70	17	24.3	69	14	20.3
	MOEMEDI SS	2018	3171048	4	64	19	29.7	11	7	63.6	64	32	50	64	49	76.6	150	148	98.7	19	14	73.7	47	44	93.6	30	22	73.3	122	66	54.1	28	14	50	30	15	50
	MOROKA SS	2019	3173015	1	108	83	76.9				122	70	57.4	112	63	56.3	239	239	100	116	108	93.1	42	40	95.2	113	87	77	145	134	92.4	89	53	59.6	72	57	79.2
	MOROKA SS	2018	3173015	1	46	33	71.7				46	27	58.7	45	33	73.3	123	122	99.2	77	76	98.7	19	19	100	73	71	97.3	56	51	91.1	65	54	83.1	55	49	89.1
	MPATLENG SS	2019	3172015	2	40	40	100				149	135	90.6	106	87	82.1	152	151	99.3										110	87	79.1	38	26	68.4			
	MPATLENG SS	2018	3172015	2	34	33	97.1				77	68	88.3	77	68	88.3	81	81	100										62	53	85.5	18	12	66.7			



Subject Description

Province Districts	Centre Name	Year	Centre Number	Quintile	Accounting			Agricultural Sciences			Business Studies			Economics			English First Additional Language			Geography			History			Life Sciences			Mathematical Literacy			Mathematics			Physical Sciences		
					Total Wrote	Achieved30-100%	% Achieved at 30% and Above	Total Wrote	Achieved30-100%	% Achieved at 30% and Above	Total Wrote	Achieved30-100%	% Achieved at 30% and Above	Total Wrote	Achieved30-100%	% Achieved at 30% and Above	Total Wrote	Achieved30-100%	% Achieved at 30% and Above	Total Wrote	Achieved30-100%	% Achieved at 30% and Above	Total Wrote	Achieved30-100%	% Achieved at 30% and Above	Total Wrote	Achieved30-100%	% Achieved at 30% and Above	Total Wrote	Achieved30-100%	% Achieved at 30% and Above	Total Wrote	Achieved30-100%	% Achieved at 30% and Above	Total Wrote	Achieved30-100%	% Achieved at 30% and Above
					MOTHEO	NAVALSIG CSS	2019	3171052	5	23	18	78.3				117	81	69.2	108	76	70.4	80	80	100	52	50	96.2				72	56	77.8	132	124	93.9	57
	NAVALSIG CSS	2018	3171052	5	25	21	84				87	62	71.3	87	77	88.5	42	42	100	71	70	98.6				74	70	94.6	109	101	92.7	51	46	90.2	47	34	72.3
	NTEDISENG	2019	3172031	2	59	32	54.2				82	50	61	81	45	55.6	211	208	98.6	68	55	80.9	67	58	86.6	88	53	60.2	91	76	83.5	108	31	28.7	49	35	71.4
	NTEDISENG	2018	3172031	2	25	21	84				25	22	88	25	20	80	72	72	100	24	18	75	24	24	100	24	23	95.8	24	21	87.5	49	28	57.1	24	22	91.7
	NTEMOSENG SS	2019	3172017	3	10	9	90	30	29	96.7	54	34	63	42	32	76.2	225	224	99.6	140	126	90	94	86	91.5	59	55	93.2	147	130	88.4	54	45	83.3	41	40	97.6
	NTEMOSENG SS	2018	3172017	3	11	11	100	21	21	100	39	19	48.7	38	29	76.3	152	150	98.7	72	65	90.3	58	53	91.4	49	49	100	112	91	81.3	25	24	96	49	41	83.7
	NTUMEDISENG SS	2019	3172018	2	5	5	100				17	14	82.4	16	15	93.8	65	65	100	7	7	100	15	13	86.7	32	22	68.8	33	25	75.8	27	26	96.3	29	24	82.8
	NTUMEDISENG SS	2018	3172018	2	10	10	100				27	23	85.2	24	20	83.3	68	68	100	6	6	100	16	16	100	25	18	72	39	30	76.9	24	12	50	23	17	73.9
	PETUNIA SS	2019	3171056	4	20	14	70				86	38	44.2				122	122	100	89	72	80.9	39	32	82.1	53	37	69.8	133	102	76.7	20	19	95	15	14	93.3
	PETUNIA SS	2018	3171056	4	41	28	68.3				111	47	42.3				151	151	100	97	79	81.4	32	15	46.9	83	66	79.5	188	115	61.2	37	33	89.2	31	31	100
	PHETOGANE SS	2019	3173017	3	11	11	100	27	24	88.9	16	15	93.8	16	13	81.3	67	67	100	15	13	86.7	17	14	82.4	30	24	80	33	31	93.9	21	17	81	19	18	94.7
	PHETOGANE SS	2018	3173017	3	12	12	100	21	20	95.2	18	16	88.9	16	12	75	68	68	100	14	11	78.6	17	15	88.2	21	20	95.2	50	37	74	9	8	88.9	21	21	100
	POPANO SS	2019	3172020	1	21	18	85.7	22	18	81.8	28	20	71.4	22	17	77.3	74	73	98.6							36	34	94.4	46	43	93.5	15	14	93.3	14	12	85.7
	POPANO SS	2018	3172020	1	9	6	66.7	4	3	75	23	17	73.9	23	18	78.3	61	56	91.8							23	18	78.3	34	24	70.6	17	13	76.5	19	11	57.9
	PRESIDENT STEYN CS	2019	3171058	5	3	3	100				15	12	80				34	34	100	9	9	100				15	9	60	29	28	96.6	5	4	80	3	2	66.7
	PRESIDENT STEYN CS	2018	3171058	5	8	8	100				3	2	66.7				21	21	100	4	4	100				12	12	100	12	12	100	9	8	88.9	7	7	100
	QIBING SS	2019	3171059	1	19	13	68.4	15	15	100	19	17	89.5	19	16	84.2	91	89	97.8	37	28	75.7	37	28	75.7	55	33	60	63	45	71.4	28	17	60.7	14	12	85.7
	QIBING SS	2018	3171059	1	20	14	70	14	14	100	19	18	94.7	19	19	100	99	99	100	43	22	51.2	43	27	62.8	64	31	48.4	84	51	60.7	12	10	83.3	11	7	63.6
	REAMOHETSE SS	2019	3172022	1				8	7	87.5	24	13	54.2	13	5	38.5	97	89	91.8	26	19	73.1	19	15	78.9	28	19	67.9	68	40	58.8	23	12	52.2	12	12	100
	REAMOHETSE SS	2018	3172022	1							47	24	51.1	34	17	50	147	131	89.1	52	38	73.1	22	21	95.5	29	22	75.9	95	41	43.2	25	10	40			
	REUTLWAHETSE SS	2019	3173018	2	20	13	65				52	34	65.4	19	12	63.2	77	76	98.7	54	52	96.3	40	37	92.5	21	18	85.7	57	45	78.9	19	10	52.6	18	16	88.9

Province Districts	Subject Description																																				
	Centre Name	Year	Centre Number	Quintile	Accounting			Agricultural Sciences			Business Studies			Economics			English First Additional Language			Geography			History			Life Sciences			Mathematical Literacy			Mathematics			Physical Sciences		
					Total Wrote	Achieved30-100%	% Achieved at 30% and Above	Total Wrote	Achieved30-100%	% Achieved at 30% and Above	Total Wrote	Achieved30-100%	% Achieved at 30% and Above	Total Wrote	Achieved30-100%	% Achieved at 30% and Above	Total Wrote	Achieved30-100%	% Achieved at 30% and Above	Total Wrote	Achieved30-100%	% Achieved at 30% and Above	Total Wrote	Achieved30-100%	% Achieved at 30% and Above	Total Wrote	Achieved30-100%	% Achieved at 30% and Above	Total Wrote	Achieved30-100%	% Achieved at 30% and Above	Total Wrote	Achieved30-100%	% Achieved at 30% and Above	Total Wrote	Achieved30-100%	% Achieved at 30% and Above
MOTHEO	REUTLWAHETSE SS	2018	3173018	2	12	12	100				39	21	53.8	12	5	41.7	64	64	100	52	48	92.3	27	26	96.3	25	22	88	43	30	69.8	21	11	52.4	25	15	60
	ROSENHOF HIGH SCHOOL	2019	3171061	99						7	2	28.6				2	2	100										7	5	71.4							
	ROSENHOF HIGH SCHOOL	2018	3171061	99						8	1	12.5				1	1	100										8	7	87.5							
	RT MOKGOPA SS	2019	3173019	3	9	7	77.8	56	30	53.6	9	6	66.7	9	3	33.3	127	123	96.9	60	52	86.7	13	11	84.6	67	51	76.1	83	66	79.5	36	18	50	36	29	80.6
	RT MOKGOPA SS	2018	3173019	3	12	10	83.3	73	43	58.9	12	6	50	17	10	58.8	139	136	97.8	47	41	87.2	13	12	92.3	59	40	67.8	98	67	68.4	34	15	44.1	20	17	85
	SAND DU PLESSIS SS	2019	3171062	5	12	10	83.3				30	16	53.3				96	96	100				1	1	100	38	30	78.9	62	57	91.9	17	11	64.7	13	11	84.6
	SAND DU PLESSIS SS	2018	3171062	5	17	17	100				44	21	47.7				98	98	100							37	34	91.9	71	69	97.2	19	18	94.7	16	15	93.8
	SEDITI SS	2019	3173020	1	14	11	78.6	14	14	100	14	14	100				60	60	100	24	24	100	28	26	92.9	27	24	88.9	43	38	88.4	15	13	86.7	14	14	100
	SEDITI SS	2018	3173020	1	18	13	72.2	9	9	100	18	11	61.1				63	63	100	35	33	94.3	35	35	100	44	27	61.4	54	49	90.7	9	7	77.8	9	8	88.9
	SEEMAHALE SS	2019	3172025	2	20	14	70				51	33	64.7	25	12	48	118	116	98.3	32	26	81.3	29	26	89.7	24	15	62.5	89	50	56.2	24	14	58.3	22	19	86.4
	SEEMAHALE SS	2018	3172025	2	39	32	82.1				132	69	52.3	59	45	76.3	274	271	98.9	84	73	86.9	59	59	100	73	58	79.5	160	99	61.9	84	50	59.5	63	49	77.8
	SEHLABENG SS	2019	3173021	3	19	13	68.4	13	11	84.6	37	30	81.1	33	17	51.5	92	92	100	39	38	97.4	20	19	95	52	38	73.1	39	38	97.4	49	8	16.3	33	24	72.7
	SEHLABENG SS	2018	3173021	3	15	12	80	12	11	91.7	33	23	69.7	32	19	59.4	100	100	100	52	37	71.2	31	27	87.1	60	38	63.3	47	37	78.7	42	10	23.8	28	17	60.7
	SEHUNELO SS	2019	3171063	3	16	16	100				68	56	82.4	32	28	87.5	191	191	100	78	75	96.2	35	34	97.1	47	44	93.6	112	84	75	54	40	74.1	50	45	90
	SEHUNELO SS	2018	3171063	3	21	21	100				64	48	75	32	24	75	187	184	98.4	78	52	66.7	46	41	89.1	50	48	96	121	95	78.5	40	32	80	45	35	77.8
	SENAKANGWEDI SS	2019	3172028	1	29	27	93.1				27	26	96.3	23	19	82.6	169	169	100	132	108	81.8	98	92	93.9	119	95	79.8	109	103	94.5	52	50	96.2	39	37	94.9
	SENAKANGWEDI SS	2018	3172028	1	40	36	90				38	31	81.6	37	25	67.6	151	150	99.3	111	76	68.5	85	80	94.1	111	80	72.1	121	99	81.8	26	25	96.2	26	26	100
	SENTRAAL SS	2019	3171065	5	46	45	97.8				42	39	92.9				158	158	100	35	35	100				92	91	98.9	62	62	100	97	96	99	55	54	98.2
	SENTRAAL SS	2018	3171065	5	67	67	100				62	52	83.9				180	180	100	32	32	100				114	112	98.2	78	78	100	102	100	98	47	47	100

Province Districts	Centre Name	Year	Centre Number	Quintile	Subject Description																																			
					Accounting			Agricultural Sciences			Business Studies			Economics			English First Additional Language			Geography			History			Life Sciences			Mathematical Literacy			Mathematics			Physical Sciences					
					Total Wrote	Achieved30-100%	% Achieved at 30% and Above	Total Wrote	Achieved30-100%	% Achieved at 30% and Above	Total Wrote	Achieved30-100%	% Achieved at 30% and Above	Total Wrote	Achieved30-100%	% Achieved at 30% and Above	Total Wrote	Achieved30-100%	% Achieved at 30% and Above	Total Wrote	Achieved30-100%	% Achieved at 30% and Above	Total Wrote	Achieved30-100%	% Achieved at 30% and Above	Total Wrote	Achieved30-100%	% Achieved at 30% and Above	Total Wrote	Achieved30-100%	% Achieved at 30% and Above	Total Wrote	Achieved30-100%	% Achieved at 30% and Above	Total Wrote	Achieved30-100%	% Achieved at 30% and Above			
MOTHEO	SETJHABA-SE-MAKETSE CS	2019	3172029	2	38	31	81.6				40	32	80	37	28	75.7	139	136	97.8	90	85	94.4	42	39	92.9	50	35	70	67	55	82.1	61	42	68.9	47	31	66			
	SETJHABA-SE-MAKETSE CS	2018	3172029	2	44	36	81.8				47	39	83	47	41	87.2	127	127	100	67	58	86.6	36	32	88.9	44	41	93.2	68	57	83.8	54	54	100	44	38	86.4			
	ST ANDREW'S CS	2019	3171066	5	26	26	100													33	32	97	22	22	100	37	36	97.3	23	23	100	42	42	100	26	26	100			
	ST ANDREW'S CS	2018	3171066	5	19	19	100													33	33	100	25	25	100	24	24	100	26	26	100	27	27	100	19	19	100			
	ST BERNARDS SS	2019	3171067	4	39	31	79.5				43	41	95.3	48	25	52.1	93	93	100							52	42	80.8				84	30	35.7	45	27	60			
	ST BERNARDS SS	2018	3171067	4	20	20	100				44	40	90.9	19	17	89.5	94	94	100							59	53	89.8				70	44	62.9	44	30	68.2			
	ST MICHAEL'S CS	2019	3171068	5	10	10	100				24	21	87.5							17	17	100	13	13	100	40	40	100	13	13	100	36	32	88.9	23	22	95.7			
	ST MICHAEL'S CS	2018	3171068	5	16	15	93.8				27	26	96.3							27	27	100	14	14	100	30	30	100	16	16	100	38	36	94.7	18	17	94.4			
	STRYDOM SS	2019	3173023	2	14	14	100				53	44	83	28	17	60.7	130	130	100							21	19	90.5	58	26	44.8	96	77	80.2	24	19	79.2	23	20	87
	STRYDOM SS	2018	3173023	2	21	15	71.4				61	33	54.1	26	16	61.5	102	101	99							33	28	84.8	37	29	78.4	68	57	83.8	26	18	69.2	33	19	57.6
	THAPELONG SS	2019	3171070	1													39	39	100	39	33	84.6	28	25	89.3	31	29	93.5	28	23	82.1	8	7	87.5	11	8	72.7			
	THAPELONG SS	2018	3171070	1													36	35	97.2	30	25	83.3	29	29	100	33	26	78.8	29	18	62.1	7	5	71.4	7	6	85.7			
	THATO SECONDARY SCHOOL	2019	3172030	1	7	6	85.7				7	6	85.7	7	5	71.4	38	35	92.1	32	22	68.8	11	4	36.4	31	20	64.5	12	7	58.3	27	10	37	20	15	75			
	THATO SECONDARY SCHOOL	2018	3172030	1	8	7	87.5				8	6	75	8	7	87.5	45	43	95.6	37	21	56.8	15	9	60	37	17	45.9	15	9	60	30	11	36.7	22	12	54.5			
	TLOTLANANG CS	2019	3173025	4	22	20	90.9				21	18	85.7	20	15	75	36	36	100	32	32	100				33	30	90.9	18	15	83.3	36	26	72.2	31	26	83.9			
	TLOTLANANG CS	2018	3173025	4	28	21	75				31	27	87.1	31	27	87.1	49	49	100	46	45	97.8				44	41	93.2	24	24	100	48	40	83.3	40	29	72.5			
	TSOSETSO SS	2019	3171073	4	70	64	91.4				93	93	100	64	48	75	261	260	99.6	73	70	95.9	91	82	90.1	63	60	95.2	159	136	85.5	100	87	87	74	68	91.9			
	TSOSETSO SS	2018	3171073	4	47	36	76.6				106	86	81.1	102	74	72.5	244	243	99.6	81	74	91.4	75	67	89.3	48	48	100	161	129	80.1	75	68	90.7	56	51	91.1			



Province Districts	Centre Name	Year	Centre Number	Quintile	Subject Description																																
					Accounting			Agricultural Sciences			Business Studies			Economics			English First Additional Language			Geography			History			Life Sciences			Mathematical Literacy			Mathematics			Physical Sciences		
					Total Wrote	Achieved30-100%	% Achieved at 30% and Above	Total Wrote	Achieved30-100%	% Achieved at 30% and Above	Total Wrote	Achieved30-100%	% Achieved at 30% and Above	Total Wrote	Achieved30-100%	% Achieved at 30% and Above	Total Wrote	Achieved30-100%	% Achieved at 30% and Above	Total Wrote	Achieved30-100%	% Achieved at 30% and Above	Total Wrote	Achieved30-100%	% Achieved at 30% and Above	Total Wrote	Achieved30-100%	% Achieved at 30% and Above	Total Wrote	Achieved30-100%	% Achieved at 30% and Above	Total Wrote	Achieved30-100%	% Achieved at 30% and Above	Total Wrote	Achieved30-100%	% Achieved at 30% and Above
MOTHEO	TWEESPRUIT CS	2019	3173027	1	11	9	81.8				11	9	81.8	11	10	90.9	41	41	100	30	23	76.7	13	13	100	30	20	66.7	22	20	90.9	19	11	57.9	17	11	64.7
	TWEESPRUIT CS	2018	3173027	1	7	5	71.4				7	5	71.4	7	6	85.7	20	20	100	13	7	53.8	8	7	87.5	13	9	69.2	9	6	66.7	11	5	45.5	5	2	40
	UNICOM ASS	2019	3173028	4	12	10	83.3	81	51	63	27	22	81.5	21	14	66.7	109	105	96.3							23	20	87	83	64	77.1	22	13	59.1	16	13	81.3
	UNICOM ASS	2018	3173028	4	9	7	77.8	67	59	88.1	12	10	83.3	11	11	100	84	81	96.4							36	36	100	62	52	83.9	13	12	92.3	35	21	60
	VULAMASANGO SS	2019	3171076	3	11	10	90.9				25	15	60	23	12	52.2	130	128	98.5	63	54	85.7	54	46	85.2	33	22	66.7	100	81	81	16	12	75	12	9	75
	VULAMASANGO SS	2018	3171076	3	14	9	64.3				46	13	28.3	39	24	61.5	143	142	99.3	58	44	75.9	32	29	90.6	55	26	47.3	112	66	58.9	21	20	95.2	16	14	87.5
THABO MOFUTSANYANA	BEACON SS	2019	3193001	4	56	52	92.9							56	50	89.3	117	117	100							61	61	100	55	55	100	62	62	100	61	56	91.8
	BEACON SS	2018	3193001	4	63	50	79.4							63	62	98.4	148	148	100							85	85	100	74	74	100	74	74	100	85	78	91.8
	BETHLEHEM COMBINED SCHOOL	2019	3191046	4	11	9	81.8				17	7	41.2	5	5	100	6	6	100	11	10	90.9	10	10	100	7	6	85.7	15	15	100	8	7	87.5	6	5	83.3
	BETHLEHEM COMBINED SCHOOL	2018	3191046	4	2	2	100				14	9	64.3	12	10	83.3	12	12	100	22	20	90.9	7	7	100	9	7	77.8	18	17	94.4	4	4	100	2	2	100
	BETHLEHEM CSS	2019	3191002	1	19	5	26.3	11	11	100	16	4	25	19	12	63.2	48	46	95.8							16	10	62.5	6	3	50	31	8	25.8	12	12	100
	BETHLEHEM CSS	2018	3191002	1	13	5	38.5	19	16	84.2	24	6	25	24	9	37.5	103	101	98.1							23	20	87	7	6	85.7	15	7	46.7	12	8	66.7
	BLUEGUMBOSCH SS	2019	3193002	3	29	29	100				40	38	95	28	25	89.3	63	63	100	33	32	97				30	30	100	43	37	86	20	20	100	19	10	52.6
	BLUEGUMBOSCH SS	2018	3193002	3	15	15	100				54	47	87	32	31	96.9	105	105	100	86	86	100				71	71	100	54	51	94.4	50	49	98	48	37	77.1
	BOITUMELO SS	2019	3191003	3	22	16	72.7	24	14	58.3	28	15	53.6	26	13	50	92	91	98.9	58	48	82.8	23	21	91.3	58	31	53.4	69	48	69.6	19	6	31.6	21	11	52.4
	BOITUMELO SS	2018	3191003	3	32	25	78.1	42	30	71.4	48	27	56.3	40	27	67.5	132	129	97.7	67	53	79.1	22	16	72.7	71	42	59.2	80	48	60	38	20	52.6	34	18	52.9
	BREDA FARM SCHOOL	2019	3191005	1				27	27	100							34	34	100							34	30	88.2	26	26	100	8	8	100	7	7	100
	BREDA FARM SCHOOL	2018	3191005	1				19	19	100							26	26	100							24	24	100	15	15	100	9	9	100	7	7	100
	CLOCOLAN SS	2019	3191007	1	20	16	80				75	47	62.7				110	110	100				24	23	95.8	35	31	88.6	75	61	81.3	35	32	91.4	28	23	82.1
	CLOCOLAN SS	2018	3191007	1	24	18	75				90	82	91.1				117	117	100				20	20	100	27	26	96.3	85	73	85.9	32	23	71.9	25	24	96



Province Districts	Subject Description																																				
	Centre Name	Year	Centre Number	Quintile	Accounting			Agricultural Sciences			Business Studies			Economics			English First Additional Language			Geography			History			Life Sciences			Mathematical Literacy			Mathematics			Physical Sciences		
					Total Wrote	Achieved30-100%	% Achieved at 30% and Above	Total Wrote	Achieved30-100%	% Achieved at 30% and Above	Total Wrote	Achieved30-100%	% Achieved at 30% and Above	Total Wrote	Achieved30-100%	% Achieved at 30% and Above	Total Wrote	Achieved30-100%	% Achieved at 30% and Above	Total Wrote	Achieved30-100%	% Achieved at 30% and Above	Total Wrote	Achieved30-100%	% Achieved at 30% and Above	Total Wrote	Achieved30-100%	% Achieved at 30% and Above	Total Wrote	Achieved30-100%	% Achieved at 30% and Above	Total Wrote	Achieved30-100%	% Achieved at 30% and Above			
THABO MOFUTSANYANA	CLUBVIEW SS	2019	3193004	3	28	28	100				46	41	89.1	26	21	80.8	75	75	100	47	46	97.9				42	37	88.1	47	47	100	19	17	89.5	15	15	100
	CLUBVIEW SS	2018	3193004	3	24	24	100				25	24	96	23	22	95.7	50	50	100	26	24	92.3				26	22	84.6	26	25	96.2	24	17	70.8	24	22	91.7
	DIKWENA SS	2019	3193005	1	18	18	100				13	13	100	13	10	76.9	20	20	100							7	7	100	13	13	100	7	6	85.7	7	7	100
	DIKWENA SS	2018	3193005	1	21	18	85.7				13	11	84.6	13	11	84.6	28	28	100							15	9	60				15	3	20	9	4	44.4
	DINARE SS	2019	3193006	1	14	9	64.3				18	17	94.4	18	17	94.4	64	64	100	46	45	97.8				46	41	89.1	45	43	95.6	19	15	78.9	19	17	89.5
	DINARE SS	2018	3193006	1	7	4	57.1				15	15	100	14	6	42.9	53	53	100	33	32	97				33	33	100	36	33	91.7	13	13	100	11	11	100
	ED-U-COLLEGE QQ SI/S	2019	3193007	99	8	8	100				21	21	100				17	17	100							20	17	85	16	16	100	15	10	66.7	10	10	100
	ED-U-COLLEGE QQ SI/S	2018	3193007	99	7	4	57.1				18	13	72.2				16	16	100							22	15	68.2	18	17	94.4	11	8	72.7	11	10	90.9
	EE MONESE CS	2019	3191008	2	7	4	57.1				14	9	64.3	19	7	36.8	34	34	100	7	7	100				8	4	50				26	1	3.8	2	2	100
	EE MONESE CS	2018	3191008	2	27	16	59.3				26	13	50	42	18	42.9	90	89	98.9	30	21	70				39	20	51.3	47	19	40.4	38	4	10.5	14	12	85.7
	ESIZIBENI SS	2019	3194001	1	24	16	66.7				34	17	50	21	14	66.7	98	97	99	61	57	93.4	50	42	84	46	34	73.9	71	55	77.5	9	6	66.7	8	8	100
	ESIZIBENI SS	2018	3194001	1	22	8	36.4				44	21	47.7	28	26	92.9	104	104	100	74	68	91.9	48	40	83.3	48	43	89.6	62	56	90.3	15	9	60	14	12	85.7
	EVUNGWINI SS	2019	3194002	2	36	19	52.8				29	28	96.6	29	28	96.6	97	97	100	61	54	88.5	42	38	90.5	27	23	85.2	67	54	80.6	31	11	35.5	27	13	48.1
	EVUNGWINI SS	2018	3194002	2	29	20	69				21	20	95.2	21	21	100	59	59	100	30	27	90	25	23	92	13	13	100	45	31	68.9	14	9	64.3	13	13	100
	FICKSBURG CSS	2019	3191009	4	14	13	92.9	10	8	80	44	23	52.3				44	44	100	12	11	91.7				58	42	72.4	43	38	88.4	43	36	83.7	29	24	82.8
	FICKSBURG CSS	2018	3191009	4	16	15	93.8	24	23	95.8	52	35	67.3				49	49	100	11	11	100				62	60	96.8	50	50	100	55	55	100	33	30	90.9
	HARRISMITH HOËRSKOOL SS	2019	3192004	5	10	10	100				52	33	63.5				11	11	100	8	8	100				42	35	83.3	47	47	100	30	27	90	31	28	90.3
HARRISMITH HOËRSKOOL SS	2018	3192004	5	13	11	84.6				57	38	66.7				16	16	100	14	10	71.4				46	39	84.8	58	55	94.8	23	21	91.3	12	11	91.7	
HARRISMITH SS	2019	3192005	1	10	9	90				35	18	51.4	14	10	71.4	74	74	100	32	32	100	20	20	100	38	36	94.7	53	45	84.9	20	14	70	18	17	94.4	
HARRISMITH SS	2018	3192005	1	10	10	100				27	13	48.1	11	10	90.9	80	80	100	33	29	87.9	21	21	100	34	32	94.1	49	46	93.9	12	11	91.7	12	11	91.7	

Province Districts	Centre Name	Year	Centre Number	Quintile	Subject Description																																			
					Accounting			Agricultural Sciences			Business Studies			Economics			English First Additional Language			Geography			History			Life Sciences			Mathematical Literacy			Mathematics			Physical Sciences					
					Total Wrote	Achieved30-100%	% Achieved at 30% and Above	Total Wrote	Achieved30-100%	% Achieved at 30% and Above	Total Wrote	Achieved30-100%	% Achieved at 30% and Above	Total Wrote	Achieved30-100%	% Achieved at 30% and Above	Total Wrote	Achieved30-100%	% Achieved at 30% and Above	Total Wrote	Achieved30-100%	% Achieved at 30% and Above	Total Wrote	Achieved30-100%	% Achieved at 30% and Above	Total Wrote	Achieved30-100%	% Achieved at 30% and Above	Total Wrote	Achieved30-100%	% Achieved at 30% and Above	Total Wrote	Achieved30-100%	% Achieved at 30% and Above	Total Wrote	Achieved30-100%	% Achieved at 30% and Above	Total Wrote	Achieved30-100%	% Achieved at 30% and Above
THABO MOFUTSANYANA	HLAJOANE SS	2019	3192007	1												29	29	100	24	23	95.8	17	13	76.5	9	7	77.8	19	17	89.5	8	3	37.5	8	5	62.5				
	HLAJOANE SS	2018	3192007	1												27	26	96.3	22	22	100	15	15	100	8	8	100	14	13	92.9	8	6	75	8	8	100				
	IKAHENG ZAKHENI SS	2019	3194003	1	9	7	77.8	9	9	100	9	9	100	9	8	88.9	44	44	100	35	33	94.3				34	25	73.5	31	28	90.3	13	7	53.8	24	15	62.5			
	IKAHENG ZAKHENI SS	2018	3194003	1	9	9	100	17	11	64.7	11	9	81.8	11	9	81.8	63	62	98.4	48	24	50				36	23	63.9	34	26	76.5	11	10	90.9	18	17	94.4			
	INTUTHUKO-KATLEHO SS	2019	3194006	2	20	20	100				20	18	90	20	18	90	48	48	100	28	27	96.4	19	19	100	23	18	78.3	33	31	93.9	15	11	73.3	9	8	88.9			
	INTUTHUKO-KATLEHO SS	2018	3194006	2	7	7	100				8	7	87.5	8	7	87.5	57	57	100	43	42	97.7	17	17	100	32	30	93.8	32	29	90.6	21	20	95.2	21	19	90.5			
	IPHONDLE SS	2019	3192009	1	8	8	100	65	11	16.9	36	25	69.4	35	12	34.3	120	114	95	71	68	95.8	22	21	95.5	38	33	86.8	69	47	68.1	24	14	58.3	24	18	75			
	IPHONDLE SS	2018	3192009	1	27	11	40.7	17	9	52.9	31	22	71	27	17	63	131	122	93.1	84	74	88.1	52	43	82.7	34	23	67.6	96	54	56.3	15	11	73.3	17	16	94.1			
	IPOKELLENG SS	2019	3191014	1	29	23	79.3	40	31	77.5	29	29	100				166	166	100	34	27	79.4	34	32	94.1	124	93	75	115	101	87.8	32	21	65.6	29	27	93.1			
	IPOKELLENG SS	2018	3191014	1	21	20	95.2	43	29	67.4	21	20	95.2				155	153	98.7	35	24	68.6	37	36	97.3	123	97	78.9	119	82	68.9	22	19	86.4	25	24	96			
	ITHABISENG SS	2019	3191015	1	60	28	46.7	66	55	83.3	80	67	83.8	33	29	87.9	182	182	100	80	77	96.3				79	62	78.5	125	114	91.2	40	22	55	27	12	44.4			
	ITHABISENG SS	2018	3191015	1	36	18	50	125	69	55.2	93	67	72				238	234	98.3	122	98	80.3				109	75	68.8	166	108	65.1	50	39	78	39	15	38.5			
	KGETHATSEBO-KHETHULWASI SS	2019	3192052	1	21	8	38.1				59	56	94.9	29	17	58.6	122	122	100	82	73	89				82	59	72	61	55	90.2	45	23	51.1	55	32	58.2			
	KGETHATSEBO-KHETHULWASI SS	2018	3192052	1	20	18	90				52	52	100	20	19	95	93	93	100	71	63	88.7				67	57	85.1	43	38	88.4	46	35	76.1	36	32	88.9			
	KGOLATHUTO SS	2019	3193008	3	61	54	88.5				60	56	93.3	38	24	63.2	183	183	100	94	94	100				142	114	80.3	52	51	98.1	121	104	86	116	110	94.8			
	KGOLATHUTO SS	2018	3193008	3	96	81	84.4				56	53	94.6	57	49	86	127	127	100	30	30	100				69	69	100	33	33	100	91	84	92.3	68	61	89.7			
	KGOTSO-UXOLO SS	2019	3194007	2	37	24	64.9	28	11	39.3	37	33	89.2	37	19	51.4	134	134	100	97	76	78.4	32	24	75	49	33	67.3	102	83	81.4	26	17	65.4	33	17	51.5			
KGOTSO-UXOLO SS	2018	3194007	2	18	14	77.8	23	18	78.3	18	17	94.4	17	12	70.6	93	93	100	75	61	81.3	23	17	73.9	51	44	86.3	65	53	81.5	26	19	73.1	28	19	67.9				



Province Districts	Centre Name	Year	Centre Number	Quintile	Subject Description																																		
					Accounting			Agricultural Sciences			Business Studies			Economics			English First Additional Language			Geography			History			Life Sciences			Mathematical Literacy			Mathematics			Physical Sciences				
					Total Wrote	Achieved30-100%	% Achieved at 30% and Above	Total Wrote	Achieved30-100%	% Achieved at 30% and Above	Total Wrote	Achieved30-100%	% Achieved at 30% and Above	Total Wrote	Achieved30-100%	% Achieved at 30% and Above	Total Wrote	Achieved30-100%	% Achieved at 30% and Above	Total Wrote	Achieved30-100%	% Achieved at 30% and Above	Total Wrote	Achieved30-100%	% Achieved at 30% and Above	Total Wrote	Achieved30-100%	% Achieved at 30% and Above	Total Wrote	Achieved30-100%	% Achieved at 30% and Above	Total Wrote	Achieved30-100%	% Achieved at 30% and Above					
THABO MOFUTSANYANA	MAKABELANE CSS	2019	3193013	2											116	116	100																93	30	32.3	96	61	63.5	
	MAKABELANE CSS	2018	3193013	2	30	27	90					29	19	65.5	29	20	69	115	115	100														88	38	43.2	62	43	69.4
	MAKGABANE SS	2019	3193014	1	11	9	81.8					18	18	100												18	18	100	17	17	100	12	8	66.7	9	7	77.8		
	MAKGABANE SS	2018	3193014	1	12	12	100					18	18	100												13	13	100	16	14	87.5	13	12	92.3	11	10	90.9		
	MAMPOI SS	2019	3193015	1				49	44	89.8							136	136	100	136	131	96.3				130	118	90.8	35	35	100	88	56	63.6	73	60	82.2		
	MAMPOI SS	2018	3193015	1				42	34	81							154	153	99.4	152	147	96.7				153	127	83	16	13	81.3	127	85	66.9	104	79	76		
	MANTHATISI SS	2019	3192013	1													76	76	100	49	49	100				61	59	96.7	40	38	95	28	22	78.6	28	28	100		
	MANTHATISI SS	2018	3192013	1													94	94	100	81	73	90.1				82	81	98.8	44	36	81.8	36	23	63.9	35	27	77.1		
	MARALLANENG SS	2019	3191019	3	33	18	54.5	35	30	85.7	33	18	54.5	33	21	63.6	92	92	100	50	50	100				59	58	98.3	59	55	93.2	33	28	84.8	24	23	95.8		
	MARALLANENG SS	2018	3191019	3	31	27	87.1	39	37	94.9	31	24	77.4	31	23	74.2	101	101	100	64	63	98.4				70	66	94.3	62	58	93.5	39	28	71.8	31	30	96.8		
	MARQUARD CS	2019	3191020	4	3	3	100				10	8	80												13	13	100	14	14	100	8	6	75	6	6	100			
	MARQUARD CS	2018	3191020	4	10	6	60				23	13	56.5												14	14	100	19	18	94.7	8	5	62.5	3	2	66.7			
	MASOPHA SS	2019	3192014	1													11	11	100	12	12	100				14	10	71.4	10	8	80	4	4	100	4	3	75		
	MASOPHA SS	2018	3192014	1													11	11	100	15	12	80				15	9	60	10	8	80	4	4	100	4	1	25		
	METSI-MATSHO SS	2019	3192015	1	11	9	81.8				17	17	100	17	13	76.5	45	44	97.8	16	15	93.8				19	17	89.5	26	21	80.8	19	18	94.7	16	12	75		
	METSI-MATSHO SS	2018	3192015	1	9	8	88.9				13	13	100	9	9	100	36	35	97.2	21	18	85.7				18	16	88.9	20	18	90	18	16	88.9	13	12	92.3		
	MJ MOHLAHLI SS	2019	3191022	2	23	23	100				26	22	84.6	26	24	92.3	56	56	100	19	19	100				18	14	77.8	36	32	88.9	17	7	41.2	14	12	85.7		
	MJ MOHLAHLI SS	2018	3191022	2	17	13	76.5				19	12	63.2	17	15	88.2	55	55	100	31	30	96.8				31	27	87.1	29	23	79.3	21	15	71.4	26	21	80.8		
	MMATHABO SS	2019	3192016	1	47	43	91.5				53	52	98.1	44	38	86.4	185	185	100							126	91	72.2	52	45	86.5	75	56	74.7	67	63	94		
	MMATHABO SS	2018	3192016	1	31	31	100				31	31	100	31	29	93.5	94	94	100							63	62	98.4	31	31	100	63	59	93.7	63	60	95.2		
	MOHALADITWE SS	2019	3192017	1	21	21	100				23	20	87	25	23	92	75	75	100	33	33	100				21	21	100	43	41	95.3	19	18	94.7	20	20	100		

Subject Description

Province Districts	Centre Name	Year	Centre Number	Quintile	Accounting			Agricultural Sciences			Business Studies			Economics			English First Additional Language			Geography			History			Life Sciences			Mathematical Literacy			Mathematics			Physical Sciences		
					Total Wrote	Achieved30-100%	% Achieved at 30% and Above	Total Wrote	Achieved30-100%	% Achieved at 30% and Above	Total Wrote	Achieved30-100%	% Achieved at 30% and Above	Total Wrote	Achieved30-100%	% Achieved at 30% and Above	Total Wrote	Achieved30-100%	% Achieved at 30% and Above	Total Wrote	Achieved30-100%	% Achieved at 30% and Above	Total Wrote	Achieved30-100%	% Achieved at 30% and Above	Total Wrote	Achieved30-100%	% Achieved at 30% and Above	Total Wrote	Achieved30-100%	% Achieved at 30% and Above	Total Wrote	Achieved30-100%	% Achieved at 30% and Above	Total Wrote	Achieved30-100%	% Achieved at 30% and Above
					MOHALADITWE SS	2018	3192017	1	38	38	100				35	33	94.3	45	45	100	110	110	100	63	63	100				65	63	96.9	61	61	100	34	34
MOHATO SS	2019	3193016	1	60	45	75				60	52	86.7	55	51	92.7	104	104	100	44	42	95.5				44	40	90.9	44	43	97.7	60	42	70	44	42	95.5	
MOHATO SS	2018	3193016	1	65	54	83.1				64	55	85.9	52	51	98.1	112	112	100	48	42	87.5				48	48	100	43	41	95.3	70	44	62.9	48	32	66.7	
MOLAPO SS	2019	3192018	1	21	19	90.5				21	21	100	21	19	90.5	104	104	100	83	83	100	38	37	97.4	83	82	98.8	70	70	100	34	23	67.6	45	43	95.6	
MOLAPO SS	2018	3192018	1	28	27	96.4				28	28	100	28	25	89.3	94	94	100	66	66	100	33	33	100	66	66	100	63	60	95.2	31	26	83.9	33	32	97	
MOOKODI SS	2019	3192019	1	26	21	80.8				37	37	100	26	26	100	65	65	100	39	39	100				39	39	100	34	33	97.1	31	24	77.4	28	26	92.9	
MOOKODI SS	2018	3192019	1	22	22	100				37	37	100	25	25	100	77	77	100	52	52	100				52	52	100	25	23	92	47	37	78.7	40	30	75	
THABO MOFUTSANYANA	MORENA MOKOPELA SECONDARY SCHOOL	2019	3193017	1				81	70	86.4						110	110	100							80	69	86.3	29	25	86.2	48	32	66.7	34	34	100	
	MORENA MOKOPELA SECONDARY SCHOOL	2018	3193017	1	20	17	85	55	46	83.6						95	95	100	16	14	87.5				55	51	92.7	21	15	71.4	43	23	53.5	29	28	96.6	
	MORITING WA THUTO SS	2019	3191023	2	26	24	92.3				15	14	93.3	18	10	55.6	65	65	100	21	19	90.5	24	22	91.7	22	17	77.3	50	45	90	14	8	57.1	8	7	87.5
	MORITING WA THUTO SS	2018	3191023	2	20	17	85				15	13	86.7	63	63	100	23	22	95.7	29	29	100				20	16	80	47	43	91.5	16	12	75	14	13	92.9
	MOTEKA SS	2019	3193018	2	6	5	83.3	31	27	87.1	18	17	94.4	7	6	85.7	40	40	100							31	29	93.5	15	14	93.3	19	12	63.2	22	21	95.5
	MOTEKA SS	2018	3193018	2	1	1	100	20	19	95	1	1	100	1	1	100	21	21	100							20	19	95	1	1	100	15	14	93.3	18	17	94.4
	NEW HORIZON COLLEGE	2019	3191039	99	6	6	100				34	27	79.4	21	21	100				28	28	100				17	17	100	32	32	100	17	15	88.2	12	12	100
	NEW HORIZON COLLEGE	2018	3191039	99	7	7	100				26	25	96.2	20	19	95				18	18	100				20	20	100	27	27	100	22	16	72.7	12	12	100
	NEW HORIZON COLLEGE SI/S	2019	3192020	99	15	15	100				55	53	96.4	19	18	94.7	60	60	100	50	50	100				48	46	95.8	58	57	98.3	31	30	96.8	24	23	95.8

Province Districts		Subject Description																																				
		Centre Name	Year	Centre Number	Quintile	Accounting			Agricultural Sciences			Business Studies			Economics			English First Additional Language			Geography			History			Life Sciences			Mathematical Literacy			Mathematics			Physical Sciences		
						Total Wrote	Achieved30-100%	% Achieved at 30% and Above	Total Wrote	Achieved30-100%	% Achieved at 30% and Above	Total Wrote	Achieved30-100%	% Achieved at 30% and Above	Total Wrote	Achieved30-100%	% Achieved at 30% and Above	Total Wrote	Achieved30-100%	% Achieved at 30% and Above	Total Wrote	Achieved30-100%	% Achieved at 30% and Above	Total Wrote	Achieved30-100%	% Achieved at 30% and Above	Total Wrote	Achieved30-100%	% Achieved at 30% and Above	Total Wrote	Achieved30-100%	% Achieved at 30% and Above	Total Wrote	Achieved30-100%	% Achieved at 30% and Above	Total Wrote	Achieved30-100%	% Achieved at 30% and Above
THABO MOFUTSANYANA	NEW HORIZON COLLEGE SI/S	2018	3192020	99	35	35	100				70	63	90	29	29	100	74	74	100	56	55	98.2				61	61	100	62	62	100	47	41	87.2	25	25	100	
	NKARABENG SS	2019	3191024	1	16	10	62.5				19	14	73.7	19	11	57.9	71	70	98.6	47	32	68.1	32	30	93.8	20	17	85	43	33	76.7	12	4	33.3	20	10	50	
	NKARABENG SS	2018	3191024	1	13	8	61.5				14	8	57.1	14	8	57.1	86	84	97.7	65	38	58.5	47	45	95.7	19	12	63.2	61	35	57.4	16	5	31.3	19	7	36.8	
	NKHOBISO SS	2019	3193019	1	21	18	85.7				21	20	95.2				45	45	100	24	24	100				25	25	100	20	19	95	26	18	69.2	13	12	92.3	
	NKHOBISO SS	2018	3193019	1	13	13	100				13	10	76.9	13	13	100	40	40	100	27	26	96.3				27	27	100	13	13	100	27	20	74.1	27	26	96.3	
	NTHABISENG SS	2019	3193020	1	13	11	84.6	34	26	76.5	26	17	65.4	22	17	77.3	62	62	100							36	36	100	35	35	100	27	14	51.9	15	15	100	
	NTHABISENG SS	2018	3193020	1	9	8	88.9				9	9	100	8	5	62.5	35	35	100							27	27	100	5	5	100	29	20	69	27	25	92.6	
	NTSU SS	2019	3191025	4	95	85	89.5	69	62	89.9	76	61	80.3	34	28	82.4	256	255	99.6	92	76	82.6	56	47	83.9	103	94	91.3	207	187	90.3	51	45	88.2	42	41	97.6	
	NTSU SS	2018	3191025	4	66	60	90.9	60	58	96.7	48	46	95.8	48	43	89.6	233	233	100	60	52	86.7	28	28	100	111	103	92.8	144	133	92.4	73	63	86.3	51	50	98	
	PAUL ERASMUS SS	2019	3191026	4	16	15	93.8				28	23	82.1				27	27	100	13	13	100				23	23	100	41	41	100	17	17	100	14	14	100	
	PAUL ERASMUS SS	2018	3191026	4	23	23	100				26	22	84.6				18	18	100	24	24	100				19	19	100	32	32	100	15	15	100	9	8	88.9	
	PHOFUNG SS	2019	3192022	1	14	14	100				14	9	64.3				43	43	100							27	19	70.4	25	23	92	13	11	84.6	15	12	80	
	PHOFUNG SS	2018	3192022	1	26	16	61.5				26	16	61.5				65	65	100							40	27	67.5	32	24	75	33	21	63.6	24	24	100	
	PHUKALLA SS	2019	3194014	2	10	10	100				11	10	90.9	23	17	73.9	111	111	100	73	70	95.9	69	63	91.3	71	68	95.8	62	59	95.2	27	18	66.7	16	14	87.5	
	PHUKALLA SS	2018	3194014	2	10	10	100				23	11	47.8	28	21	75	102	102	100	61	52	85.2	59	56	94.9	57	45	78.9	45	41	91.1	24	11	45.8	10	6	60	
	RANTSANE SS	2019	3192023	1	77	77	100				92	87	94.6				93	93	100	93	93	100				89	85	95.5				90	87	96.7	88	87	98.9	
	RANTSANE SS	2018	3192023	1	51	51	100										53	53	100	51	51	100				47	47	100				53	53	100	51	50	98	
	REAHOLA SS	2019	3193021	3	21	20	95.2	31	31	100	32	29	90.6	32	32	100	100	100	100							68	66	97.1	29	29	100	67	28	41.8	32	32	100	
	REAHOLA SS	2018	3193021	3	22	22	100	29	29	100	38	34	89.5	34	34	100	94	94	100							51	51	100	39	39	100	42	31	73.8	19	19	100	
	REITZ CS	2019	3194015	5	4	4	100	6	6	100	3	3	100				28	28	100	2	2	100				15	15	100	13	13	100	15	15	100	6	5	83.3	



		Subject Description																																			
Province Districts	Centre Name	Year	Centre Number	Quintile	Accounting			Agricultural Sciences			Business Studies			Economics			English First Additional Language			Geography			History			Life Sciences			Mathematical Literacy			Mathematics			Physical Sciences		
					Total Wrote	Achieved30-100%	% Achieved at 30% and Above	Total Wrote	Achieved30-100%	% Achieved at 30% and Above	Total Wrote	Achieved30-100%	% Achieved at 30% and Above	Total Wrote	Achieved30-100%	% Achieved at 30% and Above	Total Wrote	Achieved30-100%	% Achieved at 30% and Above	Total Wrote	Achieved30-100%	% Achieved at 30% and Above	Total Wrote	Achieved30-100%	% Achieved at 30% and Above	Total Wrote	Achieved30-100%	% Achieved at 30% and Above	Total Wrote	Achieved30-100%	% Achieved at 30% and Above	Total Wrote	Achieved30-100%	% Achieved at 30% and Above	Total Wrote	Achieved30-100%	% Achieved at 30% and Above
					THABO MOFUTSANYANA	REITZ CS	2018	3194015	5	8	8	100	5	5	100	6	5	83.3				37	37	100	4	4	100				15	15	100	18	18	100	19
REKGOTSOSETSE SS	2019	3191029	1	38		20	52.6				41	24	58.5				77	74	96.1	31	31	100				19	19	100	49	41	83.7	25	16	64	15	13	86.7
REKGOTSOSETSE SS	2018	3191029	1	33		20	60.6				36	35	97.2				60	58	96.7	33	33	100				14	14	100	41	37	90.2	19	16	84.2	14	13	92.9
RETIEF CS	2019	3191030	4	13		12	92.3				49	40	81.6							48	48	100	24	22	91.7	54	50	92.6	60	59	98.3	32	31	96.9	22	19	86.4
RETIEF CS	2018	3191030	4	15		15	100				52	49	94.2							42	40	95.2	21	19	90.5	51	47	92.2	63	63	100	24	24	100	14	14	100
SASAMALA SS	2019	3192024	3	9		4	44.4				28	21	75	22	14	63.6	68	68	100	38	34	89.5				37	23	62.2	54	49	90.7	12	11	91.7	12	12	100
SASAMALA SS	2018	3192024	3	5		4	80				9	7	77.8	9	7	77.8	68	68	100	54	48	88.9				58	52	89.7	39	32	82.1	27	24	88.9	25	24	96
SEKGUTLONG SS	2019	3193026	1	40		28	70				62	47	75.8	42	34	81	136	136	100	90	90	100				71	71	100	64	62	96.9	49	45	91.8	48	44	91.7
SEKGUTLONG SS	2018	3193026	1	50		42	84				71	67	94.4	50	49	98	132	132	100	83	83	100				62	62	100	58	56	96.6	74	62	83.8	61	57	93.4
SELELEKELA SS	2019	3193027	3	8		8	100				8	8	100	8	8	100	38	38	100	30	30	100				30	29	96.7	6	6	100	32	32	100	30	25	83.3
SELELEKELA SS	2018	3193027	3	10		10	100				10	10	100	10	10	100	33	33	100	23	23	100				23	23	100				33	33	100	23	21	91.3
SEOTLONG ASS	2019	3192026	3					21	18	85.7				25	17	68	60	60	100										51	42	82.4	9	6	66.7	5	5	100
SEOTLONG ASS	2018	3192026	3					82	50	61				32	19	59.4	136	135	99.3										119	67	56.3	17	9	52.9	11	9	81.8
SHAKHANE SS	2019	3192028	1	15		7	46.7				36	10	27.8	16	12	75	58	56	96.6	42	32	76.2				37	25	67.6	33	22	66.7	23	9	39.1	18	11	61.1
SHAKHANE SS	2018	3192028	1	12		4	33.3				33	3	9.1	15	7	46.7	44	42	95.5	29	21	72.4				20	13	65	31	20	64.5	11	4	36.4	10	3	30
SIBONAKALISO CFS	2019	3192029	1								16	15	93.8				16	16	100	16	15	93.8							18	13	72.2						
SIBONAKALISO CFS	2018	3192029	1								23	18	78.3				23	20	87	20	17	85							20	17	85						
TAUNG SS	2019	3191031	1	12		8	66.7				13	12	92.3				74	72	97.3	38	24	63.2				44	22	50	63	41	65.1	8	4	50	16	10	62.5
TAUNG SS	2018	3191031	1	7		5	71.4				7	6	85.7	7	4	57.1	41	41	100	32	28	87.5				27	24	88.9	31	24	77.4	4	3	75	2	2	100
THABO-THOKOZA SS	2019	3191032	3	11		9	81.8				26	22	84.6	16	6	37.5	125	125	100	66	53	80.3	59	54	91.5	61	52	85.2	89	81	91	10	5	50	5	5	100
THABO-THOKOZA SS	2018	3191032	3	14	14	100				31	22	71	23	19	82.6	172	171	99.4	84	62	73.8	64	64	100	74	71	95.9	111	91	82	20	13	65	15	13	86.7	



		Subject Description																																			
Province Districts	Centre Name	Year	Centre Number	Quintile	Accounting			Agricultural Sciences			Business Studies			Economics			English First Additional Language			Geography			History			Life Sciences			Mathematical Literacy			Mathematics			Physical Sciences		
					Total Wrote	Achieved30-100%	% Achieved at 30% and Above	Total Wrote	Achieved30-100%	% Achieved at 30% and Above	Total Wrote	Achieved30-100%	% Achieved at 30% and Above	Total Wrote	Achieved30-100%	% Achieved at 30% and Above	Total Wrote	Achieved30-100%	% Achieved at 30% and Above	Total Wrote	Achieved30-100%	% Achieved at 30% and Above	Total Wrote	Achieved30-100%	% Achieved at 30% and Above	Total Wrote	Achieved30-100%	% Achieved at 30% and Above	Total Wrote	Achieved30-100%	% Achieved at 30% and Above	Total Wrote	Achieved30-100%	% Achieved at 30% and Above	Total Wrote	Achieved30-100%	% Achieved at 30% and Above
					THABO MOFUTSANYANA	THAHAMESO SS	2019	3193028	1	6	3	50	15	13	86.7	9	7	77.8	11	6	54.5	47	47	100	29	29	100				26	24	92.3	31	27	87.1	10
THAHAMESO SS	2018	3193028	1	3		1	33.3	18	15	83.3	4	4	100	4	4	100	31	31	100	21	15	71.4				15	15	100	20	13	65	6	3	50	5	5	100
THALABODIBA SS	2019	3193029	1	9		5	55.6	105	60	57.1	45	42	93.3	36	26	72.2	212	212	100	157	148	94.3	81	77	95.1	119	89	74.8	138	119	86.2	73	59	80.8	60	57	95
THALABODIBA SS	2018	3193029	1	12		8	66.7	122	81	66.4	37	25	67.6	21	17	81	206	206	100	172	119	69.2	72	64	88.9	117	90	76.9	130	99	76.2	68	62	91.2	47	40	85.1
THIBOLOHA SCHOOL FOR DEAF AND BLIND	2019	3193080	99								3	3	100				4	4	100				3	3	100							4	4	100			
THIBOLOHA SCHOOL FOR DEAF AND BLIND	2018	3193080	99								3	2	66.7				5	5	100				3	3	100						5	1	20				
THOKOANA MAKAOA SS	2019	3193030	2	27		26	96.3				30	23	76.7	27	27	100	66	66	100	36	36	100				36	36	100	32	32	100	32	21	65.6	34	34	100
THOKOANA MAKAOA SS	2018	3193030	2	25		24	96				25	24	96	25	25	100	58	58	100	33	29	87.9				33	32	97	31	31	100	26	20	76.9	32	27	84.4
TISETSANG SS	2019	3191035	3	58		43	74.1				60	35	58.3	62	43	69.4	265	264	99.6	117	82	70.1	94	79	84	169	110	65.1	124	91	73.4	111	43	38.7	86	52	60.5
TISETSANG SS	2018	3191035	3	42		26	61.9				40	34	85	48	36	75	306	305	99.7	133	100	75.2	104	104	100	212	164	77.4	135	109	80.7	133	98	73.7	110	80	72.7
TLHORONG SS	2019	3193031	1	26		22	84.6				37	35	94.6	36	14	38.9	125	124	99.2	86	83	96.5				86	55	64	72	62	86.1	49	27	55.1	62	40	64.5
TLHORONG SS	2018	3193031	1	15		14	93.3				30	26	86.7	30	24	80	83	83	100	53	45	84.9				53	31	58.5	34	30	88.2	32	23	71.9	27	24	88.9
TLOKOLA SS	2019	3191036	1	45		6	13.3	26	24	92.3	56	26	46.4				159	157	98.7	81	59	72.8	43	26	60.5	56	23	41.1	119	86	72.3	22	2	9.1	14	12	85.7
TLOKOLA SS	2018	3191036	1	20		15	75	45	41	91.1	30	20	66.7				113	112	99.1	68	52	76.5	19	13	68.4	52	35	67.3	88	61	69.3	17	13	76.5	14	13	92.9
TLOTLISONG SS	2019	3191037	3	40		24	60	122	74	60.7	40	25	62.5	40	19	47.5	207	203	98.1	167	143	85.6				167	97	58.1	137	102	74.5	70	32	45.7	45	38	84.4
TLOTLISONG SS	2018	3191037	3	37		32	86.5	41	37	90.2	42	28	66.7	42	32	76.2	140	140	100	96	87	90.6				84	70	83.3	48	43	89.6	71	30	42.3	53	38	71.7
TSEBO SS	2019	3193032	1	26		22	84.6				53	46	86.8				183	183	100	135	126	93.3				131	93	71	128	116	90.6	43	38	88.4	56	53	94.6
TSEBO SS	2018	3193032	1	10		10	100				52	36	69.2				205	205	100	137	132	96.4				161	131	81.4	130	112	86.2	51	40	78.4	52	47	90.4

Subject Description

Province Districts	Centre Name	Year	Centre Number	Quintile	Accounting			Agricultural Sciences			Business Studies			Economics			English First Additional Language			Geography			History			Life Sciences			Mathematical Literacy			Mathematics			Physical Sciences		
					Total Wrote	Achieved30-100%	% Achieved at 30% and Above	Total Wrote	Achieved30-100%	% Achieved at 30% and Above	Total Wrote	Achieved30-100%	% Achieved at 30% and Above	Total Wrote	Achieved30-100%	% Achieved at 30% and Above	Total Wrote	Achieved30-100%	% Achieved at 30% and Above	Total Wrote	Achieved30-100%	% Achieved at 30% and Above	Total Wrote	Achieved30-100%	% Achieved at 30% and Above	Total Wrote	Achieved30-100%	% Achieved at 30% and Above	Total Wrote	Achieved30-100%	% Achieved at 30% and Above	Total Wrote	Achieved30-100%	% Achieved at 30% and Above	Total Wrote	Achieved30-100%	% Achieved at 30% and Above
					THABO MOFUTSANYANA	TSEKI SS	2019	3193034	1	15	9	60				15	14	93.3				27	27	100	7	7	100				12	12	100	16	15	93.8	11
	TSEKI SS	2018	3193034	1	12	8	66.7				17	13	76.5				38	36	94.7	9	8	88.9				19	19	100	22	21	95.5	15	14	93.3	10	10	100
	TSHEPANG SS	2019	3191038	1	21	10	47.6				57	46	80.7	57	14	24.6	85	85	100	28	25	89.3	35	33	94.3	28	15	53.6	60	40	66.7	25	7	28	25	16	64
	TSHEPANG SS	2018	3191038	1	27	7	25.9				56	37	66.1	56	29	51.8	99	98	99	42	30	71.4	29	29	100	43	26	60.5	60	40	66.7	39	11	28.2	31	20	64.5
	TSHIBOLLO SS	2019	3193035	1	9	4	44.4				19	10	52.6	7	6	85.7	66	66	100	57	50	87.7	22	16	72.7	49	32	65.3	46	31	67.4	20	14	70	24	19	79.2
	TSHIBOLLO SS	2018	3193035	1	4	4	100				5	4	80	4	4	100	40	40	100	27	26	96.3	15	15	100	35	28	80	18	17	94.4	21	11	52.4	18	17	94.4
	TSHOLO SS	2019	3192031	1	11	4	36.4	27	21	77.8	16	12	75	16	9	56.3	67	67	100	51	47	92.2				50	41	82	23	20	87	41	22	53.7	23	21	91.3
	TSHOLO SS	2018	3192031	1	12	6	50	12	10	83.3	23	19	82.6	17	15	88.2	68	68	100	31	31	100				45	40	88.9	24	19	79.2	41	40	97.6	32	27	84.4
	VOORTREKKER SS	2019	3191040	5	33	33	100				53	47	88.7	27	19	70.4	129	129	100	51	51	100				82	80	97.6	76	76	100	68	68	100	63	62	98.4
	VOORTREKKER SS	2018	3191040	5	22	22	100				52	47	90.4	32	31	96.9	115	115	100	43	43	100				78	75	96.2	68	68	100	72	70	97.2	63	61	96.8
	VREDE CS	2019	3194018	4	6	6	100				6	5	83.3				17	17	100	4	4	100				9	9	100	10	10	100	7	7	100	6	6	100
	VREDE CS	2018	3194018	4	4	4	100				14	9	64.3				27	27	100	10	10	100				10	10	100	24	24	100	3	3	100	3	3	100
	WITTEBERG SS	2019	3191041	5	33	33	100				61	48	78.7	26	25	96.2	111	111	100	32	32	100				78	77	98.7	90	90	100	64	64	100	53	53	100
	WITTEBERG SS	2018	3191041	5	28	28	100				42	31	73.8	35	35	100	92	92	100	23	23	100	1	1	100	60	60	100	69	69	100	55	55	100	45	45	100
	AJC JOOSTE CS	2019	3161001	1							17	5	29.4				19	19	100				10	9	90				16	11	68.8						
	AJC JOOSTE CS	2018	3161001	1							11	1	9.1				11	11	100				8	7	87.5				11	6	54.5						
	ALBERTINA SISULU SS	2019	3161002	2	25	22	88				50	44	88	54	49	90.7	65	62	95.4							5	5	100	53	48	90.6	5	3	60	5	5	100
	ALBERTINA SISULU SS	2018	3161002	2	32	22	68.8				75	45	60	81	46	56.8	93	84	90.3							6	6	100	55	44	80	6	3	50	6	6	100
	BEANG TSE MOLEMO SS	2019	3161003	3	3	3	100				22	19	86.4				34	34	100	27	27	100				16	11	68.8	26	24	92.3	7	1	14.3	7	7	100
	BEANG TSE MOLEMO SS	2018	3161003	3	5	5	100				49	22	44.9				59	57	96.6	34	19	55.9				12	11	91.7	27	23	85.2	5	3	60	2	2	100

Province Districts	Centre Name	Year	Centre Number	Quintile	Subject Description																																				
					Accounting			Agricultural Sciences			Business Studies			Economics			English First Additional Language			Geography			History			Life Sciences			Mathematical Literacy			Mathematics			Physical Sciences						
					Total Wrote	Achieved30-100%	% Achieved at 30% and Above	Total Wrote	Achieved30-100%	% Achieved at 30% and Above	Total Wrote	Achieved30-100%	% Achieved at 30% and Above	Total Wrote	Achieved30-100%	% Achieved at 30% and Above	Total Wrote	Achieved30-100%	% Achieved at 30% and Above	Total Wrote	Achieved30-100%	% Achieved at 30% and Above	Total Wrote	Achieved30-100%	% Achieved at 30% and Above	Total Wrote	Achieved30-100%	% Achieved at 30% and Above	Total Wrote	Achieved30-100%	% Achieved at 30% and Above	Total Wrote	Achieved30-100%	% Achieved at 30% and Above							
XHARIEP	BOARAMELO CS	2019	3161004	1	12	11	91.7				17	14	82.4	10	1	10	29	29	100	16	16	100				15	15	100	16	11	68.8	8	6	75	12	9	75				
	BOARAMELO CS	2018	3161004	1	28	16	57.1				36	18	50	16	9	56.3	46	46	100	14	11	78.6				17	11	64.7	38	21	55.3	4	4	100	5	4	80				
	DIAMANTHOOGTE COMBINED SCHOOL	2019	3161060	2							29	11	37.9				49	49	100	39	27	69.2	18	17	94.4	17	15	88.2	47	44	93.6	2	2	100							
	DIAMANTHOOGTE COMBINED SCHOOL	2018	3161060	2							23	14	60.9				49	49	100	41	25	61	26	26	100	18	16	88.9	48	39	81.3	1	1	100							
	EDENBURG CS	2019	3161006	1							17	4	23.5				19	19	100				19	18	94.7	7	3	42.9	19	16	84.2										
	EDENBURG CS	2018	3161006	1							14	9	64.3				14	14	100				14	12	85.7	12	7	58.3	14	14	100										
	HENDRIK POTGIETER AS	2019	3161010	4	5	5	100	9	8	88.9	12	11	91.7				25	25	100							10	9	90	21	21	100	4	4	100	4	4	100				
	HENDRIK POTGIETER AS	2018	3161010	4	7	7	100	8	7	87.5	18	10	55.6				33	33	100							18	18	100	26	24	92.3	7	6	85.7	3	3	100				
	IKANYEGENG CS	2019	3161011	2	5	5	100				5	5	100	5	4	80	22	22	100	3	3	100	14	14	100	3	3	100				22	1	4.5	3	2	66.7				
	IKANYEGENG CS	2018	3161011	2	7	7	100				7	7	100	7	7	100	27	27	100	5	5	100	15	12	80	5	4	80	15	9	60	12	2	16.7	5	3	60				
	IPETLENG SS	2019	3161012	1	11	11	100				13	13	100	13	9	69.2	33	33	100	20	19	95	13	12	92.3	20	12	60	24	21	87.5	9	6	66.7	6	4	66.7				
	IPETLENG SS	2018	3161012	1	7	2	28.6				13	4	30.8	13	1	7.7	94	90	95.7	76	32	42.1	38	23	60.5	68	18	26.5	41	8	19.5	40	9	22.5	27	12	44.4				
	JACOBSDAL LANDBOUSKOOL	2019	3161015	5	13	13	100	21	21	100							62	62	100							24	22	91.7	44	44	100	18	17	94.4	12	12	100				
	JACOBSDAL LANDBOUSKOOL	2018	3161015	5	8	8	100	24	24	100							69	69	100							28	28	100	49	49	100	21	21	100	16	14	87.5				
	KOFFIEFONTEIN CS	2019	3161017	4	6	4	66.7				10	7	70				23	23	100	8	8	100				3	3	100	10	10	100	8	3	37.5	3	2	66.7				
	KOFFIEFONTEIN CS	2018	3161017	4	8	7	87.5				16	13	81.3				22	22	100				1	1	100	15	14	93.3	9	8	88.9	8	8	100	1	1	100				
LERE LA THUTO SS	2019	3161019	1	16	15	93.8				21	13	61.9				55	55	100	33	32	97	24	23	95.8	22	17	77.3	17	14	82.4	27	7	25.9	12	11	91.7					



Subject Description

Province Districts	Centre Name	Year	Centre Number	Quintile	Accounting			Agricultural Sciences			Business Studies			Economics			English First Additional Language			Geography			History			Life Sciences			Mathematical Literacy			Mathematics			Physical Sciences		
					Total Wrote	Achieved30-100%	% Achieved at 30% and Above	Total Wrote	Achieved30-100%	% Achieved at 30% and Above	Total Wrote	Achieved30-100%	% Achieved at 30% and Above	Total Wrote	Achieved30-100%	% Achieved at 30% and Above	Total Wrote	Achieved30-100%	% Achieved at 30% and Above	Total Wrote	Achieved30-100%	% Achieved at 30% and Above	Total Wrote	Achieved30-100%	% Achieved at 30% and Above	Total Wrote	Achieved30-100%	% Achieved at 30% and Above	Total Wrote	Achieved30-100%	% Achieved at 30% and Above	Total Wrote	Achieved30-100%	% Achieved at 30% and Above	Total Wrote	Achieved30-100%	% Achieved at 30% and Above
					XHARIEP	LERE LA THUTO SS	2018	3161019	1	18	16	88.9				39	23	59				72	71	98.6	43	36	83.7	32	28	87.5	27	19	70.4	18	14	77.8	31
	LUCKHOFF CS	2019	3161022	2							18	5	27.8				19	19	100	11	8	72.7	18	16	88.9	8	8	100	19	19	100						
	LUCKHOFF CS	2018	3161022	2							25	6	24				23	23	100	18	13	72.2	22	19	86.4	7	6	85.7	26	20	76.9						
	OLIEN SS	2019	3161029	1	6	6	100				34	22	64.7				70	70	100							14	9	64.3	59	39	66.1	10	8	80	9	8	88.9
	OLIEN SS	2018	3161029	1	7	5	71.4				30	19	63.3				53	52	98.1							13	7	53.8	40	26	65	6	2	33.3	1	1	100
	PANORAMA CS	2019	3161030	2							12	11	91.7	12	9	75	21	20	95.2	9	9	100	9	9	100	5	3	60	21	18	85.7						
	PANORAMA CS	2018	3161030	2							18	16	88.9	18	17	94.4	26	26	100	8	7	87.5	8	8	100	3	2	66.7	26	25	96.2						
	PELLISSIER CS	2019	3161031	3													19	19	100	14	11	78.6				16	4	25	18	15	83.3	1	1	100			
	PELLISSIER CS	2018	3161031	3													20	20	100	13	13	100				19	8	42.1	18	18	100	2	2	100	1	0	0
	PHILIPPOLIS SS	2019	3161032	2							12	5	41.7				31	31	100				23	21	91.3	8	6	75	24	17	70.8	7	2	28.6	3	3	100
	PHILIPPOLIS SS	2018	3161032	2							20	8	40				50	50	100				35	30	85.7	15	13	86.7	38	28	73.7	9	5	55.6	7	7	100
	PT SANDERS COMBINED SCHOOL	2019	3161054	2							4	0	0				12	12	100				12	11	91.7	12	2	16.7				11	1	9.1	7	0	0
	PT SANDERS COMBINED SCHOOL	2018	3161054	2							6	4	66.7				14	14	100	14	11	78.6	13	10	76.9							10	1	10	5	1	20
	REIKALETSE SS	2019	3161033	2	7	6	85.7				9	5	55.6	7	2	28.6	36	36	100	26	23	88.5	16	15	93.8	16	13	81.3	19	18	94.7	6	4	66.7	6	6	100
	REIKALETSE SS	2018	3161033	2	8	7	87.5				8	2	25	8	4	50	25	25	100	17	14	82.4	7	7	100	17	16	94.1	7	7	100	16	8	50	10	8	80
	RELEBOHILE SIBULELE CS	2019	3161034	2	27	27	100				52	31	59.6	39	24	61.5	77	77	100				14	14	100	11	11	100	58	49	84.5	14	11	78.6	11	9	81.8
	RELEBOHILE SIBULELE CS	2018	3161034	2	7	7	100				45	28	62.2	22	13	59.1	63	62	98.4				15	15	100	11	11	100	28	24	85.7	15	8	53.3	9	9	100

Province Districts	Centre Name	Year	Centre Number	Quintile	Subject Description																																
					Accounting			Agricultural Sciences			Business Studies			Economics			English First Additional Language			Geography			History			Life Sciences			Mathematical Literacy			Mathematics			Physical Sciences		
					Total Wrote	Achieved30-100%	% Achieved at 30% and Above	Total Wrote	Achieved30-100%	% Achieved at 30% and Above	Total Wrote	Achieved30-100%	% Achieved at 30% and Above	Total Wrote	Achieved30-100%	% Achieved at 30% and Above	Total Wrote	Achieved30-100%	% Achieved at 30% and Above	Total Wrote	Achieved30-100%	% Achieved at 30% and Above	Total Wrote	Achieved30-100%	% Achieved at 30% and Above	Total Wrote	Achieved30-100%	% Achieved at 30% and Above	Total Wrote	Achieved30-100%	% Achieved at 30% and Above	Total Wrote	Achieved30-100%	% Achieved at 30% and Above			
XHARIEP	SAMUEL JOHNSON COMBINED	2019	3161061	1	22	21	95.5				51	44	86.3	49	34	69.4	92	92	100	70	70	100	6	6	100	34	31	91.2	48	44	91.7	41	24	58.5	30	29	96.7
	SAMUEL JOHNSON COMBINED	2018	3161061	1	18	18	100				32	21	65.6	18	11	61.1	70	70	100	52	47	90.4	13	13	100	30	29	96.7	33	31	93.9	33	22	66.7	25	24	96
	SPRINGFONTEIN SS	2019	3161038	2							14	5	35.7				40	40	100	24	21	87.5				35	25	71.4	27	27	100	13	13	100	10	10	100
	SPRINGFONTEIN SS	2018	3161038	2							18	5	27.8				46	46	100	27	22	81.5				41	30	73.2	32	32	100	13	13	100	10	10	100
	THABO-VUYO SS	2019	3161039	2	38	31	81.6				45	37	82.2	36	35	97.2	92	92	100	23	20	87	23	16	69.6	22	20	90.9	54	35	64.8	25	10	40	20	17	85
	THABO-VUYO SS	2018	3161039	2	28	21	75				34	31	91.2	32	27	84.4	84	82	97.6	34	19	55.9	29	23	79.3	14	12	85.7	52	17	32.7	22	10	45.5	14	11	78.6
	TROMPSBURG SS	2019	3161040	3							10	7	70				31	31	100	18	14	77.8	7	6	85.7	14	11	78.6	19	18	94.7	7	6	85.7	7	6	85.7
	TROMPSBURG SS	2018	3161040	3	5	4	80				13	10	76.9				48	43	89.6	23	15	65.2	9	9	100	17	10	58.8	27	21	77.8	9	8	88.9	7	4	57.1
	WONGALETHU SS	2019	3161044	3	3	3	100				3	3	100	3	3	100	76	75	98.7	66	46	69.7	49	21	42.9	45	30	66.7	41	36	87.8	11	4	36.4	20	14	70
	WONGALETHU SS	2018	3161044	3	8	8	100				8	8	100	8	8	100	76	76	100	62	45	72.6	34	27	79.4	41	35	85.4	32	30	93.8	12	12	100	18	18	100
	ZASTRON CS	2019	3161046	4	7	7	100				9	9	100				19	19	100	12	12	100				10	10	100	7	7	100	12	12	100	12	12	100
	ZASTRON CS	2018	3161046	4	11	11	100				19	19	100				27	27	100	16	16	100				8	8	100	17	17	100	10	10	100	3	3	100



# Gauteng

Province Districts	Centre Name	Year	Centre Number	Quintile	Subject Description																																	
					Accounting			Agricultural Sciences			Business Studies			Economics			English First Additional Language			Geography			History			Life Sciences			Mathematical Literacy			Mathematics			Physical Sciences			
					Total Wrote	Achieved30-100%	% Achieved at 30% and Above	Total Wrote	Achieved30-100%	% Achieved at 30% and Above	Total Wrote	Achieved30-100%	% Achieved at 30% and Above	Total Wrote	Achieved30-100%	% Achieved at 30% and Above	Total Wrote	Achieved30-100%	% Achieved at 30% and Above	Total Wrote	Achieved30-100%	% Achieved at 30% and Above	Total Wrote	Achieved30-100%	% Achieved at 30% and Above	Total Wrote	Achieved30-100%	% Achieved at 30% and Above	Total Wrote	Achieved30-100%	% Achieved at 30% and Above	Total Wrote	Achieved30-100%	% Achieved at 30% and Above				
EKURHULENI NORTH	ARMOUR FOUNDATION LEARNING INSTITUTE	2019	8400186	99	12	10	83.3				43	41	95.3	21	19	90.5				45	42	93.3	34	34	100	18	18	100	36	32	88.9	22	13	59.1	15	11	73.3	
	ARMOUR FOUNDATION LEARNING INSTITUTE	2018	8400186	99	7	6	85.7				36	33	91.7	20	20	100				45	42	93.3	35	34	97.1	18	17	94.4	31	25	80.6	24	2	8.3	11	10	90.9	
	ASHBURY SCHOOL	2019	8310136	99	3	3	100				15	12	80							18	18	100	8	8	100	17	16	94.1	12	12	100	13	12	92.3	11	11	100	
	ASHBURY SCHOOL	2018	8310136	99	3	3	100				19	15	78.9							14	14	100	10	10	100	14	13	92.9	16	16	100	7	7	100	5	5	100	
	BEDFORDVIEW HIGH SCHOOL	2019	8160184	5	22	19	86.4				50	42	84	44	28	63.6							36	35	97.2	37	31	83.8	57	54	94.7	49	26	53.1	28	19	67.9	
	BEDFORDVIEW HIGH SCHOOL	2018	8160184	5	17	9	52.9				68	49	72.1	57	42	73.7										43	38	88.4	82	75	91.5	40	35	87.5	28	21	75	
	BELVERDERE SKOOL	2019	8310144	4													14	14	100										15	14	93.3							
	BELVERDERE SKOOL	2018	8310144	4													10	10	100										23	22	95.7							
	BENONI CHRISTIAN SCHOOL	2019	8312158	99							4	2	50							5	5	100	5	5	100	1	1	100	5	5	100							
	BENONI CHRISTIAN SCHOOL	2018	8312158	99							2	2	100							3	3	100	3	3	100	1	1	100	2	2	100	1	0	0				
	BENONI EDUCATIONAL COLLEGE	2019	8310904	99	2	2	100				48	43	89.6	22	17	77.3				28	28	100	20	19	95	28	25	89.3	49	49	100	16	9	56.3	13	13	100	
	BENONI EDUCATIONAL COLLEGE	2018	8310904	99	14	8	57.1				52	40	76.9	28	23	82.1				38	34	89.5	23	23	100	25	25	100	49	44	89.8	30	10	33.3	15	8	53.3	
	BENONI HIGH SCHOOL	2019	8310151	5	44	43	97.7				163	139	85.3	74	66	89.2				88	88	100	74	74	100	124	124	100	152	152	100	133	128	96.2	62	59	95.2	
	BENONI HIGH SCHOOL	2018	8310151	5	58	57	98.3				163	112	68.7	75	71	94.7				94	93	98.9	78	78	100	138	137	99.3	187	187	100	136	128	94.1	67	63	94	



Province Districts	Centre Name	Year	Centre Number	Quintile	Subject Description																																
					Accounting			Agricultural Sciences			Business Studies			Economics			English First Additional Language			Geography			History			Life Sciences			Mathematical Literacy			Mathematics			Physical Sciences		
					Total Wrote	Achieved30-100%	% Achieved at 30% and Above	Total Wrote	Achieved30-100%	% Achieved at 30% and Above	Total Wrote	Achieved30-100%	% Achieved at 30% and Above	Total Wrote	Achieved30-100%	% Achieved at 30% and Above	Total Wrote	Achieved30-100%	% Achieved at 30% and Above	Total Wrote	Achieved30-100%	% Achieved at 30% and Above	Total Wrote	Achieved30-100%	% Achieved at 30% and Above	Total Wrote	Achieved30-100%	% Achieved at 30% and Above	Total Wrote	Achieved30-100%	% Achieved at 30% and Above	Total Wrote	Achieved30-100%	% Achieved at 30% and Above			
EKURHULENI NORTH	BENONI MUSLIM SCHOOL	2019	8312091	99	17	16	94.1				22	21	95.5	30	24	80				39	39	100				34	33	97.1	20	20	100	36	30	83.3	26	26	100
	BENONI MUSLIM SCHOOL	2018	8312091	99	17	16	94.1				18	17	94.4	25	25	100				33	33	100				32	31	96.9	14	14	100	36	30	83.3	25	24	96
	BERTHARRY ENGLISH PRIVATE SCHOOL	2019	8400054	99	12	11	91.7	5	5	100	25	19	76	13	12	92.3				11	11	100	42	42	100	11	11	100	25	24	96	11	6	54.5	6	6	100
	BERTHARRY ENGLISH PRIVATE SCHOOL	2018	8400054	99	8	7	87.5				17	17	100	11	11	100				14	14	100	31	31	100	14	14	100	14	14	100	17	8	47.1	12	6	50
	BOITUMELONG SECONDARY SCHOOL	2019	8260620	4	15	15	100				51	42	82.4	26	25	96.2	150	150	100	89	81	91	47	47	100	78	62	79.5	60	43	71.7	72	32	44.4	40	39	97.5
	BOITUMELONG SECONDARY SCHOOL	2018	8260620	4	10	10	100				33	17	51.5	19	16	84.2	139	139	100	85	72	84.7	40	40	100	70	59	84.3	56	46	82.1	55	39	70.9	33	33	100
	BOKAMOSO SECONDARY SCHOOL	2019	8260646	4	21	15	71.4				60	55	91.7	21	19	90.5	162	162	100	97	86	88.7	75	75	100	43	41	95.3	118	106	89.8	29	22	75.9	44	35	79.5
	BOKAMOSO SECONDARY SCHOOL	2018	8260646	4	17	7	41.2				62	48	77.4	19	14	73.7	236	236	100	149	122	81.9	110	98	89.1	62	62	100	125	96	76.8	59	52	88.1	61	56	91.8
	CHARLOTTE MAXEKE SECONDARY	2019	8400669	3	35	25	71.4				135	94	69.6	35	21	60	179	179	100	130	117	90	79	74	93.7	92	81	88	70	53	75.7	89	32	36	54	38	70.4
	CHARLOTTE MAXEKE SECONDARY	2018	8400669	3	51	34	66.7				125	112	89.6	51	45	88.2	164	164	100	113	109	96.5	59	59	100	90	85	94.4	59	46	78	102	35	34.3	51	35	68.6
CHIEF LUTHULI SEC SCHOOL	2019	8400643	5	7	7	100				38	22	57.9	22	14	63.6	67	67	100	58	56	96.6	55	54	98.2	59	41	69.5	67	67	100	30	26	86.7	23	22	95.7	
CHIEF LUTHULI SEC SCHOOL	2018	8400643	5	25	9	36				26	16	61.5	33	23	69.7	89	88	98.9	40	37	92.5	63	61	96.8	79	63	79.7	82	74	90.2	24	24	100	20	16	80	

Province Districts	Centre Name	Year	Centre Number	Quintile	Subject Description																																	
					Accounting			Agricultural Sciences			Business Studies			Economics			English First Additional Language			Geography			History			Life Sciences			Mathematical Literacy			Mathematics			Physical Sciences			
					Total Wrote	Achieved30-100%	% Achieved at 30% and Above	Total Wrote	Achieved30-100%	% Achieved at 30% and Above	Total Wrote	Achieved30-100%	% Achieved at 30% and Above	Total Wrote	Achieved30-100%	% Achieved at 30% and Above	Total Wrote	Achieved30-100%	% Achieved at 30% and Above	Total Wrote	Achieved30-100%	% Achieved at 30% and Above	Total Wrote	Achieved30-100%	% Achieved at 30% and Above	Total Wrote	Achieved30-100%	% Achieved at 30% and Above	Total Wrote	Achieved30-100%	% Achieved at 30% and Above	Total Wrote	Achieved30-100%	% Achieved at 30% and Above	Total Wrote	Achieved30-100%	% Achieved at 30% and Above	
EKURHULENI NORTH	CRYSTAL PARK HIGH SCHOOL	2019	8400251	4	12	8	66.7				37	30	81.1	32	18	56.3				28	28	100	16	14	87.5	22	22	100	28	25	89.3	35	23	65.7	23	23	100	
	CRYSTAL PARK HIGH SCHOOL	2018	8400251	4	10	7	70				44	21	47.7	38	33	86.8				39	38	97.4	20	19	95	22	19	86.4	40	37	92.5	36	21	58.3	17	11	64.7	
	DALPARK LEARNING ACADEMY	2019	8400098	99	3	3	100				44	38	86.4	24	17	70.8				11	11	100	28	28	100	9	9	100	49	46	93.9	7	3	42.9	3	3	100	
	DALPARK LEARNING ACADEMY	2018	8400098	99	2	2	100				60	40	66.7	33	28	84.8				25	22	88				13	12	92.3	51	43	84.3	11	7	63.6	7	7	100	
	DAWNVIEW HIGH SCHOOL	2019	8160291	5	19	17	89.5				46	40	87	55	45	81.8				65	59	90.8	76	76	100	43	31	72.1	66	66	100	50	31	62	20	20	100	
	DAWNVIEW HIGH SCHOOL	2018	8160291	5	8	8	100				36	27	75	29	29	100				47	46	97.9	53	53	100	34	32	94.1	49	49	100	31	22	71	17	16	94.1	
	DESIGNATED CENTRE EKURHULENI NORTH	2019	8800022	99	9	4	44.4				47	15	31.9	26	6	23.1	1	1	100	18	10	55.6	8	8	100	27	12	44.4	36	28	77.8	23	1	4.3	11	3	27.3	
	DESIGNATED CENTRE EKURHULENI NORTH	2018	8800022	99							5	0	0	4	1	25	1	1	100	1	1	100	0	0					5	4	80							
	DINOTO TECHNICAL SECONDARY	2019	8310995	3	23	14	60.9				79	68	86.1	24	19	79.2	197	196	99.5							54	49	90.7	23	20	87	60	26	43.3	60	36	60	
	DINOTO TECHNICAL SECONDARY	2018	8310995	3	14	11	78.6				52	45	86.5	14	13	92.9	140	139	99.3							32	32	100				61	45	73.8	47	40	85.1	
	DOWERGLEN HIGH SCHOOL	2019	8160572	5	8	7	87.5				49	48	98											31	31	100	57	40	70.2	62	60	96.8	35	29	82.9	19	19	100
	DOWERGLEN HIGH SCHOOL	2018	8160572	5	12	12	100				30	25	83.3											24	24	100	45	44	97.8	30	30	100	43	37	86	24	22	91.7

Province Districts	Centre Name	Year	Centre Number	Quintile	Subject Description																																
					Accounting			Agricultural Sciences			Business Studies			Economics			English First Additional Language			Geography			History			Life Sciences			Mathematical Literacy			Mathematics			Physical Sciences		
					Total Wrote	Achieved30-100%	% Achieved at 30% and Above	Total Wrote	Achieved30-100%	% Achieved at 30% and Above	Total Wrote	Achieved30-100%	% Achieved at 30% and Above	Total Wrote	Achieved30-100%	% Achieved at 30% and Above	Total Wrote	Achieved30-100%	% Achieved at 30% and Above	Total Wrote	Achieved30-100%	% Achieved at 30% and Above	Total Wrote	Achieved30-100%	% Achieved at 30% and Above	Total Wrote	Achieved30-100%	% Achieved at 30% and Above	Total Wrote	Achieved30-100%	% Achieved at 30% and Above	Total Wrote	Achieved30-100%	% Achieved at 30% and Above			
EKURHULENI NORTH	EAST RAND SCHOOL OF ARTS	2019	8312124	4	5	5	100				13	9	69.2	16	8	50	45	45	100							11	10	90.9	26	24	92.3	16	2	12.5			
	EAST RAND SCHOOL OF ARTS	2018	8312124	4	13	10	76.9				17	10	58.8	19	17	89.5	27	27	100							36	26	72.2	13	9	69.2						
	EDENGLLEN HIGH SCHOOL	2019	8160390	5	40	40	100				231	186	80.5							106	102	96.2	150	150	100	140	127	90.7	185	183	98.9	144	108	75	75	71	94.7
	EDENGLLEN HIGH SCHOOL	2018	8160390	5	40	40	100				199	173	86.9							121	120	99.2	136	136	100	103	102	99	148	147	99.3	139	100	71.9	62	56	90.3
	EDENICA PRIVATE SCHOOL	2018	8400720	99							8	6	75				2	2	100	2	2	100	4	3	75	5	4	80	5	5	100	5	0	0			
	EDENVALE HIGH SCHOOL	2019	8160416	5	22	22	100				111	106	95.5	26	23	88.5				93	93	100	41	41	100	106	102	96.2	138	138	100	97	91	93.8	51	51	100
	EDENVALE HIGH SCHOOL	2018	8160416	5	23	22	95.7				126	119	94.4	43	41	95.3				80	80	100	77	77	100	115	114	99.1	153	153	100	93	90	96.8	50	50	100
	ELITE SECONDARY COLLEGE	2019	8260711	99							11	10	90.9	11	11	100				18	18	100				18	18	100	19	19	100	10	5	50	6	6	100
	ELITE SECONDARY COLLEGE	2018	8260711	99							12	8	66.7	8	7	87.5				22	22	100				19	19	100	23	22	95.7	8	6	75	5	5	100
	EPHES MAMKELI SEC SCHOOL	2019	8310870	3	23	10	43.5				24	20	83.3	17	16	94.1	216	216	100	169	117	69.2	136	121	89	76	55	72.4	140	104	74.3	49	29	59.2	35	31	88.6
	EPHES MAMKELI SEC SCHOOL	2018	8310870	3	26	14	53.8				27	27	100	14	14	100	200	200	100	153	131	85.6	120	119	99.2	67	60	89.6	136	100	73.5	39	27	69.2	35	34	97.1
	ESSELEN PARK SPORT SCHOOL OF EXCELLENCE	2019	8260794	99	12	11	91.7				19	16	84.2	12	9	75										7	6	85.7	5	5	100	14	8	57.1	7	6	85.7



Province Districts	Subject Description																																				
	Centre Name	Year	Centre Number	Quintile	Accounting			Agricultural Sciences			Business Studies			Economics			English First Additional Language			Geography			History			Life Sciences			Mathematical Literacy			Mathematics			Physical Sciences		
					Total Wrote	Achieved30-100%	% Achieved at 30% and Above	Total Wrote	Achieved30-100%	% Achieved at 30% and Above	Total Wrote	Achieved30-100%	% Achieved at 30% and Above	Total Wrote	Achieved30-100%	% Achieved at 30% and Above	Total Wrote	Achieved30-100%	% Achieved at 30% and Above	Total Wrote	Achieved30-100%	% Achieved at 30% and Above	Total Wrote	Achieved30-100%	% Achieved at 30% and Above	Total Wrote	Achieved30-100%	% Achieved at 30% and Above	Total Wrote	Achieved30-100%	% Achieved at 30% and Above	Total Wrote	Achieved30-100%	% Achieved at 30% and Above	Total Wrote	Achieved30-100%	% Achieved at 30% and Above
EKURHULENI NORTH	HOËRSKOOL BRANDWAG	2019	8310318	5	20	20	100				39	38	97.4	8	7	87.5	147	147	100	57	55	96.5				35	35	100	94	93	98.9	52	41	78.8	33	32	97
	HOËRSKOOL BRANDWAG	2018	8310318	5	15	15	100				45	40	88.9				114	114	100	37	36	97.3				24	23	95.8	63	63	100	44	36	81.8	20	20	100
	HOËRSKOOL GOUDRIF	2019	8160598	5	6	4	66.7				23	19	82.6				94	94	100	32	31	96.9				30	25	83.3	62	61	98.4	32	23	71.9	17	16	94.1
	HOËRSKOOL GOUDRIF	2018	8160598	5	6	6	100				22	15	68.2				99	99	100	31	31	100				40	31	77.5	72	72	100	27	19	70.4	18	14	77.8
	HOËRSKOOL HANS MOORE	2019	8310326	5	13	13	100				39	26	66.7				82	82	100							46	45	97.8	18	18	100	70	49	70	58	45	77.6
	HOËRSKOOL HANS MOORE	2018	8310326	5	14	14	100				27	18	66.7				56	56	100							34	32	94.1	12	12	100	66	52	78.8	59	42	71.2
	HOËRSKOOL JEUGLAND	2019	8260117	5	23	22	95.7				64	54	84.4	21	16	76.2	189	189	100	48	48	100	49	49	100	51	49	96.1	96	96	100	85	71	83.5	46	39	84.8
	HOËRSKOOL JEUGLAND	2018	8260117	5	26	26	100				63	48	76.2	31	30	96.8	178	178	100	32	31	96.9	35	35	100	60	59	98.3	79	79	100	87	80	92	57	53	93
	HOËRSKOOL KEMPTON PARK	2019	8260125	5	25	25	100				92	85	92.4	20	16	80	221	221	100	42	42	100	34	30	88.2	71	70	98.6	133	131	98.5	82	72	87.8	54	54	100
	HOËRSKOOL KEMPTON PARK	2018	8260125	5	52	51	98.1				109	91	83.5	26	25	96.2	236	236	100	63	62	98.4	41	39	95.1	54	52	96.3	118	118	100	102	92	90.2	50	45	90
	HOËRSKOOL VRYBURGER	2019	8160622	5	16	16	100				76	61	80.3							57	54	94.7				62	54	87.1	80	74	92.5	26	14	53.8	21	17	81
	HOËRSKOOL VRYBURGER	2018	8160622	5	10	10	100				83	53	63.9							82	66	80.5				61	49	80.3	100	86	86	24	17	70.8	17	9	52.9
HULWAZI SECONDARY SCHOOL	2019	8311100	3	31	21	67.7				86	61	70.9	31	29	93.5	231	231	100	119	106	89.1	53	52	98.1	55	53	96.4	103	81	78.6	96	70	72.9	65	53	81.5	

Province Districts	Centre Name	Year	Centre Number	Quintile	Subject Description																																
					Accounting			Agricultural Sciences			Business Studies			Economics			English First Additional Language			Geography			History			Life Sciences			Mathematical Literacy			Mathematics			Physical Sciences		
					Total Wrote	Achieved30-100%	% Achieved at 30% and Above	Total Wrote	Achieved30-100%	% Achieved at 30% and Above	Total Wrote	Achieved30-100%	% Achieved at 30% and Above	Total Wrote	Achieved30-100%	% Achieved at 30% and Above	Total Wrote	Achieved30-100%	% Achieved at 30% and Above	Total Wrote	Achieved30-100%	% Achieved at 30% and Above	Total Wrote	Achieved30-100%	% Achieved at 30% and Above	Total Wrote	Achieved30-100%	% Achieved at 30% and Above	Total Wrote	Achieved30-100%	% Achieved at 30% and Above	Total Wrote	Achieved30-100%	% Achieved at 30% and Above			
EKURHULENI NORTH	HULWAZI SECONDARY SCHOOL	2018	8311100	3	33	24	72.7				92	72	78.3	47	44	93.6	254	254	100	111	102	91.9	48	46	95.8	60	58	96.7	85	63	74.1	94	74	78.7	61	54	88.5
	IKUSASA COMPREHENSIVE SCHOOL	2019	8260836	3	23	17	73.9				39	22	56.4	20	17	85	193	191	99	71	70	98.6	55	50	90.9	63	48	76.2	66	62	93.9	47	33	70.2	44	38	86.4
	IKUSASA COMPREHENSIVE SCHOOL	2018	8260836	3	28	20	71.4				45	30	66.7	56	45	80.4	155	155	100	87	78	89.7	65	61	93.8	34	30	88.2	89	74	83.1	44	28	63.6	31	28	90.3
	INQAYIZIVELE SECONDARY SCHOOL	2019	8260877	4	55	38	69.1				43	37	86	46	37	80.4	326	326	100	243	196	80.7	156	154	98.7	260	183	70.4	161	136	84.5	137	68	49.6	114	100	87.7
	INQAYIZIVELE SECONDARY SCHOOL	2018	8260877	4	76	48	63.2				52	46	88.5	54	52	96.3	285	285	100	156	122	78.2	119	106	89.1	191	150	78.5	136	109	80.1	96	67	69.8	92	78	84.8
	JIYANA SECONDARY SCHOOL	2019	8260976	4	9	9	100				83	79	95.2	92	82	89.1	196	196	100	94	85	90.4				101	74	73.3	168	159	94.6	20	20	100	15	15	100
	JIYANA SECONDARY SCHOOL	2018	8260976	4	6	6	100				78	72	92.3	73	73	100	219	219	100	128	125	97.7				142	127	89.4	199	181	91	27	26	96.3	21	21	100
	KATHSTAN COLLEGE	2019	8310383	99	2	2	100				6	3	50							8	8	100	1	1	100	6	6	100	10	10	100	4	4	100	3	3	100
	KATHSTAN COLLEGE	2018	8310383	99	2	2	100				8	4	50													2	2	100	6	6	100	4	4	100	4	4	100
	KEMPTON PANORAMA	2019	8260158	4													9	9	100										11	11	100						
	KEMPTON PANORAMA	2018	8260158	4													7	7	100										9	9	100						
	KINGSWAY SECONDARY SCHOOL	2019	8400247	1	13	9	69.2				63	40	63.5	13	10	76.9	159	158	99.4	105	72	68.6	55	53	96.4	66	39	59.1	95	63	66.3	36	26	72.2	24	20	83.3
KINGSWAY SECONDARY SCHOOL	2018	8400247	1	5	3	60				40	16	40	6	6	100	154	151	98.1	105	73	69.5	65	59	90.8	70	45	64.3	86	55	64	24	12	50	18	15	83.3	

Province Districts	Centre Name	Year	Centre Number	Quintile	Subject Description																																
					Accounting			Agricultural Sciences			Business Studies			Economics			English First Additional Language			Geography			History			Life Sciences			Mathematical Literacy			Mathematics			Physical Sciences		
					Total Wrote	Achieved30-100%	% Achieved at 30% and Above	Total Wrote	Achieved30-100%	% Achieved at 30% and Above	Total Wrote	Achieved30-100%	% Achieved at 30% and Above	Total Wrote	Achieved30-100%	% Achieved at 30% and Above	Total Wrote	Achieved30-100%	% Achieved at 30% and Above	Total Wrote	Achieved30-100%	% Achieved at 30% and Above	Total Wrote	Achieved30-100%	% Achieved at 30% and Above	Total Wrote	Achieved30-100%	% Achieved at 30% and Above	Total Wrote	Achieved30-100%	% Achieved at 30% and Above	Total Wrote	Achieved30-100%	% Achieved at 30% and Above			
EKURHULENI NORTH	LEADERS CHRISTIAN ACADEMY	2019	8400510	99							7	6	85.7	4	2	50				6	5	83.3				4	3	75	7	7	100						
	LEADERS CHRISTIAN ACADEMY	2018	8400510	99							4	1	25							6	6	100				3	3	100	6	6	100						
	LESIBA SECONDARY SCHOOL	2019	8311258	5	17	16	94.1	62	59	95.2	74	72	97.3	24	21	87.5	268	268	100	78	77	98.7	82	82	100	129	111	86	148	130	87.8	56	40	71.4	47	46	97.9
	LESIBA SECONDARY SCHOOL	2018	8311258	5	15	14	93.3	57	46	80.7	75	67	89.3	27	25	92.6	205	204	99.5	71	62	87.3	26	26	100	88	81	92	120	95	79.2	43	41	95.3	32	32	100
	LIVERPOOL SECONDARY SCHOOL	2019	8310060	5	35	33	94.3				97	66	68	74	50	67.6				76	72	94.7	44	44	100	100	85	85	149	132	88.6	53	43	81.1	33	31	93.9
	LIVERPOOL SECONDARY SCHOOL	2018	8310060	5	55	50	90.9				105	88	83.8	72	62	86.1				47	47	100	26	26	100	72	63	87.5	101	94	93.1	61	34	55.7	34	27	79.4
	MABUYA SECONDARY SCHOOL	2019	8311290	3	8	4	50				24	21	87.5	24	17	70.8	163	163	100	112	111	99.1	84	84	100	81	71	87.7	95	86	90.5	40	16	40	39	29	74.4
	MABUYA SECONDARY SCHOOL	2018	8311290	3	10	9	90				23	20	87	24	19	79.2	131	131	100	92	81	88	58	55	94.8	71	67	94.4	63	54	85.7	51	32	62.7	40	37	92.5
	MARANATHA CHRISTIAN	2019	8261727	99	1	1	100				32	31	96.9	6	6	100				21	21	100				36	36	100	21	21	100	40	38	95	26	26	100
	MARANATHA CHRISTIAN	2018	8261727	99	11	11	100				33	31	93.9	10	10	100				12	12	100				28	28	100	17	17	100	35	35	100	20	20	100
MASIQHAKAZE SECONDARY SCHOOL	2019	8261057	4	16	8	50	44	36	81.8	45	31	68.9	22	10	45.5	186	186	100	117	85	72.6	82	81	98.8	108	78	72.2	115	91	79.1	54	32	59.3	49	37	75.5	
MASIQHAKAZE SECONDARY SCHOOL	2018	8261057	4	34	10	29.4	85	62	72.9	72	45	62.5	29	22	75.9	235	233	99.1	148	98	66.2	64	63	98.4	136	112	82.4	140	113	80.7	65	40	61.5	60	40	66.7	



Province Districts	Centre Name	Year	Centre Number	Quintile	Subject Description																																
					Accounting			Agricultural Sciences			Business Studies			Economics			English First Additional Language			Geography			History			Life Sciences			Mathematical Literacy			Mathematics			Physical Sciences		
					Total Wrote	Achieved30-100%	% Achieved at 30% and Above	Total Wrote	Achieved30-100%	% Achieved at 30% and Above	Total Wrote	Achieved30-100%	% Achieved at 30% and Above	Total Wrote	Achieved30-100%	% Achieved at 30% and Above	Total Wrote	Achieved30-100%	% Achieved at 30% and Above	Total Wrote	Achieved30-100%	% Achieved at 30% and Above	Total Wrote	Achieved30-100%	% Achieved at 30% and Above	Total Wrote	Achieved30-100%	% Achieved at 30% and Above	Total Wrote	Achieved30-100%	% Achieved at 30% and Above	Total Wrote	Achieved30-100%	% Achieved at 30% and Above	Total Wrote	Achieved30-100%	% Achieved at 30% and Above
EKURHULENI NORTH	MASISEBENZE COMPREHENSIVE SCHOOL	2019	8261065	4	26	20	76.9				27	26	96.3	27	21	77.8	258	258	100	150	128	85.3	135	131	97	158	147	93	118	101	85.6	74	45	60.8	47	36	76.6
	MASISEBENZE COMPREHENSIVE SCHOOL	2018	8261065	4	34	21	61.8				34	34	100	34	33	97.1	162	160	98.8	92	88	95.7	61	61	100	93	93	100	90	76	84.4	52	46	88.5	44	39	88.6
	NEW MILLENNIUM COLLEGE	2019	8400001	99							9	9	100	9	7	77.8				8	8	100	12	11	91.7	7	7	100	11	11	100	6	3	50	6	6	100
	NEW MILLENNIUM COLLEGE	2018	8400001	99							6	5	83.3	9	8	88.9				4	4	100	11	11	100	7	7	100	9	9	100	4	4	100	3	3	100
	NORKEM PARK HIGH SCHOOL	2019	8260471	5	19	19	100				174	137	78.7							161	149	92.5	110	110	100	136	99	72.8	181	173	95.6	100	84	84	68	58	85.3
	NORKEM PARK HIGH SCHOOL	2018	8260471	5	22	21	95.5				126	98	77.8							98	92	93.9	57	56	98.2	62	61	98.4	97	93	95.9	73	67	91.8	44	43	97.7
	OOS-RAND AKADEMIE	2019	8261677	99							3	2	66.7				10	10	100	5	5	100				7	4	57.1	8	8	100	2	2	100	2	2	100
	OOS-RAND AKADEMIE	2018	8261677	99							2	2	100				6	6	100	3	3	100				4	4	100	4	4	100	2	2	100	1	1	100
	OXFORD COMBINED COLLEGE	2019	8400059	99				11	11	100	18	13	72.2	17	15	88.2	6	6	100	29	28	96.6				12	12	100	24	24	100	5	5	100	2	2	100
	OXFORD COMBINED COLLEGE	2018	8400059	99				20	19	95	19	10	52.6	21	16	76.2	12	12	100	39	31	79.5				18	18	100	23	19	82.6	16	10	62.5	5	5	100
	PETIT HIGH SCHOOL	2019	8312075	4	5	1	20				122	71	58.2	107	59	55.1	61	61	100	88	75	85.2	153	152	99.3	94	65	69.1	142	128	90.1	65	34	52.3	40	29	72.5
	PETIT HIGH SCHOOL	2018	8312075	4	12	11	91.7				95	62	65.3	78	70	89.7	61	61	100	99	97	98	117	117	100	101	97	96	116	103	88.8	78	66	84.6	48	37	77.1
	PHOMOLONG SECONDARY SCHOOL	2019	8400138	3	34	25	73.5				149	134	89.9	34	31	91.2	222	221	99.5	171	164	95.9	41	38	92.7	109	97	89	113	94	83.2	93	58	62.4	75	66	88

Province Districts	Centre Name	Year	Centre Number	Quintile	Subject Description																																	
					Accounting			Agricultural Sciences			Business Studies			Economics			English First Additional Language			Geography			History			Life Sciences			Mathematical Literacy			Mathematics			Physical Sciences			
					Total Wrote	Achieved30-100%	% Achieved at 30% and Above	Total Wrote	Achieved30-100%	% Achieved at 30% and Above	Total Wrote	Achieved30-100%	% Achieved at 30% and Above	Total Wrote	Achieved30-100%	% Achieved at 30% and Above	Total Wrote	Achieved30-100%	% Achieved at 30% and Above	Total Wrote	Achieved30-100%	% Achieved at 30% and Above	Total Wrote	Achieved30-100%	% Achieved at 30% and Above	Total Wrote	Achieved30-100%	% Achieved at 30% and Above	Total Wrote	Achieved30-100%	% Achieved at 30% and Above	Total Wrote	Achieved30-100%	% Achieved at 30% and Above	Total Wrote	Achieved30-100%	% Achieved at 30% and Above	
EKURHULENI NORTH	PHOMOLONG SECONDARY SCHOOL	2018	8400138	3	49	15	30.6				163	124	76.1	51	42	82.4	219	219	100	161	148	91.9	54	54	100	117	103	88	96	74	77.1	114	37	32.5	65	29	44.6	
	PRIMROSE HIGH SCHOOL	2019	8160556	5	10	10	100				87	76	87.4													74	43	58.1	71	71	100	55	44	80	28	25	89.3	
	PRIMROSE HIGH SCHOOL	2018	8160556	5	16	16	100				88	70	79.5													102	90	88.2	74	73	98.6	79	69	87.3	61	48	78.7	
	RHODESFIELD TECHNICAL HIGH SCHOOL	2019	8260133	5																												65	38	58.5	54	26	48.1	
	RHODESFIELD TECHNICAL HIGH SCHOOL	2018	8260133	5	3	2	66.7				5	4	80											1	1	100	5	5	100	2	2	100	74	59	79.7	73	55	75.3
	SIR PIERRE VAN RYNEVELD HIGH SCHOOL	2019	8260562	5	37	34	91.9				143	107	74.8	61	47	77					123	121	98.4	108	107	99.1	125	98	78.4	138	136	98.6	98	74	75.5	43	42	97.7
	SIR PIERRE VAN RYNEVELD HIGH SCHOOL	2018	8260562	5	42	39	92.9				121	84	69.4	54	51	94.4					90	86	95.6	88	87	98.9	107	102	95.3	113	110	97.3	94	69	73.4	43	41	95.3
	SIZWE SECONDARY SCHOOL	2019	8261222	3	22	13	59.1				54	46	85.2	39	28	71.8	84	84	100	82	67	81.7	37	36	97.3	38	27	71.1	73	69	94.5	28	21	75	23	18	78.3	
	SIZWE SECONDARY SCHOOL	2018	8261222	3	16	8	50				67	39	58.2	38	22	57.9	118	116	98.3	89	69	77.5	57	52	91.2	16	15	93.8	95	71	74.7	15	13	86.7	15	15	100	
	SPARTAN HIGH SCHOOL	2019	8260810	99	3	3	100				30	21	70	33	25	75.8					44	44	100				27	25	92.6	52	51	98.1	14	12	85.7	11	11	100
SPARTAN HIGH SCHOOL	2018	8260810	99	7	7	100				33	26	78.8	31	25	80.6					38	35	92.1				32	30	93.8	55	52	94.5	19	16	84.2	12	12	100	

Province Districts	Centre Name	Year	Centre Number	Quintile	Subject Description																																	
					Accounting			Agricultural Sciences			Business Studies			Economics			English First Additional Language			Geography			History			Life Sciences			Mathematical Literacy			Mathematics			Physical Sciences			
					Total Wrote	Achieved30-100%	% Achieved at 30% and Above	Total Wrote	Achieved30-100%	% Achieved at 30% and Above	Total Wrote	Achieved30-100%	% Achieved at 30% and Above	Total Wrote	Achieved30-100%	% Achieved at 30% and Above	Total Wrote	Achieved30-100%	% Achieved at 30% and Above	Total Wrote	Achieved30-100%	% Achieved at 30% and Above	Total Wrote	Achieved30-100%	% Achieved at 30% and Above	Total Wrote	Achieved30-100%	% Achieved at 30% and Above	Total Wrote	Achieved30-100%	% Achieved at 30% and Above	Total Wrote	Achieved30-100%	% Achieved at 30% and Above				
EKURHULENI NORTH	ST ATHANASIOUS ORTHODOX CHRISTIAN SCH	2019	8400281	99	6	5	83.3				24	13	54.2	6	6	100				29	25	86.2	36	36	100	11	10	90.9	21	17	81	15	9	60	9	8	88.9	
	ST ATHANASIOUS ORTHODOX CHRISTIAN SCH	2018	8400281	99	14	11	78.6				26	20	76.9	19	17	89.5				38	32	84.2	48	47	97.9	30	25	83.3	36	33	91.7	20	8	40	9	5	55.6	
	ST CHRISTOPHER'S ACADEMY	2018	8400451	99	2	0	0				22	11	50	15	5	33.3				14	13	92.9				10	7	70	19	14	73.7	10	4	40	4	4	100	
	ST FRANCIS COLLEGE	2019	8311696	99	18	18	100				77	68	88.3							31	31	100				77	77	100	25	25	100	51	42	82.4	28	27	96.4	
	ST FRANCIS COLLEGE	2018	8311696	99	30	26	86.7				57	55	96.5													57	56	98.2	19	19	100	38	37	97.4	27	27	100	
	SUNRISE COMB SCHOOL INDEPENDENT CENT	2019	8400768	1	3	2	66.7				21	20	95.2	22	22	100				23	23	100	45	44	97.8	23	23	100	35	32	91.4	10	4	40	10	10	100	
	SUNRISE COMB SCHOOL INDEPENDENT CENT	2018	8400768	1	2	2	100				4	3	75	4	4	100				24	18	75	28	28	100	24	18	75	18	16	88.9	10	6	60	8	6	75	
	SUPERO PRIVATE COMBINED SCHOOL	2019	8261172	99	6	6	100				23	22	95.7	17	17	100											5	5	100	17	17	100	11	11	100	5	5	100
	SUPERO PRIVATE COMBINED SCHOOL	2018	8261172	99	1	1	100				12	11	91.7	11	11	100											6	6	100	11	11	100	7	7	100	6	6	100
	TAAL-NET INSTITUTE	2019	8888030	99	4	2	50				18	6	33.3	10	2	20				21	14	66.7				17	12	70.6	15	13	86.7	12	4	33.3	9	5	55.6	
	TAAL-NET INSTITUTE	2018	8888030	99							11	2	18.2	7	4	57.1				11	7	63.6				7	5	71.4	9	8	88.9	5	1	20	3	0	0	
	TEMBISA SECONDARY SCHOOL	2019	8261305	4	31	25	80.6				100	83	83	92	65	70.7	323	322	99.7	150	117	78	95	90	94.7	102	93	91.2	142	112	78.9	129	46	35.7	50	44	88	

Province Districts	Centre Name	Year	Centre Number	Quintile	Subject Description																																
					Accounting			Agricultural Sciences			Business Studies			Economics			English First Additional Language			Geography			History			Life Sciences			Mathematical Literacy			Mathematics			Physical Sciences		
					Total Wrote	Achieved30-100%	% Achieved at 30% and Above	Total Wrote	Achieved30-100%	% Achieved at 30% and Above	Total Wrote	Achieved30-100%	% Achieved at 30% and Above	Total Wrote	Achieved30-100%	% Achieved at 30% and Above	Total Wrote	Achieved30-100%	% Achieved at 30% and Above	Total Wrote	Achieved30-100%	% Achieved at 30% and Above	Total Wrote	Achieved30-100%	% Achieved at 30% and Above	Total Wrote	Achieved30-100%	% Achieved at 30% and Above	Total Wrote	Achieved30-100%	% Achieved at 30% and Above	Total Wrote	Achieved30-100%	% Achieved at 30% and Above			
EKURHULENI NORTH	TEMBISA SECONDARY SCHOOL	2018	8261305	4	12	10	83.3				98	60	61.2	89	59	66.3	367	359	97.8	224	142	63.4	115	97	84.3	125	120	96	199	103	51.8	136	63	46.3	99	66	66.7
	TEMBISA WEST SECONDARY SCHOOL	2019	8400117	4	9	7	77.8				66	50	75.8	22	19	86.4	175	175	100	112	96	85.7	140	137	97.9	79	51	64.6	94	86	91.5	42	20	47.6	39	19	48.7
	TEMBISA WEST SECONDARY SCHOOL	2018	8400117	4	13	6	46.2				71	30	42.3	36	22	61.1	152	152	100	87	72	82.8	105	104	99	64	43	67.2	82	64	78	38	16	42.1	38	21	55.3
	TERSIA KING LEARNING ACADEMY	2019	8261313	99	15	14	93.3				45	33	73.3	41	30	73.2				13	13	100				49	44	89.8	31	31	100	38	36	94.7	30	30	100
	TERSIA KING LEARNING ACADEMY	2018	8261313	99	20	17	85				41	39	95.1	22	22	100				26	25	96.2				35	33	94.3	36	36	100	23	21	91.3	14	14	100
	THE TRAINING ACADEMY	2019	8400301	99							5	4	80							3	3	100	3	3	100	7	7	100	4	4	100	4	2	50	3	3	100
	THE TRAINING ACADEMY	2018	8400301	99							5	3	60							8	8	100				8	6	75	6	6	100	3	2	66.7	1	1	100
	THUTO-KE-MAATLA COMPREHENSIVE SCHOOL	2019	8261362	4	17	15	88.2				45	34	75.6	45	32	71.1	156	155	99.4	75	72	96	47	47	100	52	47	90.4	68	58	85.3	50	17	34	33	30	90.9
	THUTO-KE-MAATLA COMPREHENSIVE SCHOOL	2018	8261362	4	35	15	42.9				37	23	62.2	49	38	77.6	272	270	99.3	111	83	74.8	107	99	92.5	127	94	74	127	95	74.8	47	29	61.7	45	36	80
	TSWELOPELE SECONDARY SCHOOL	2019	8400400	1	22	13	59.1	25	22	88	27	24	88.9	13	12	92.3	132	132	100	45	43	95.6	36	35	97.2	89	50	56.2	40	38	95	48	30	62.5	40	35	87.5
	TSWELOPELE SECONDARY SCHOOL	2018	8400400	1	15	13	86.7	81	59	72.8	52	36	69.2	50	41	82	193	193	100	79	72	91.1	57	56	98.2	111	104	93.7	79	67	84.8	79	55	69.6	64	63	98.4

Province Districts	Centre Name	Year	Centre Number	Quintile	Subject Description																																
					Accounting			Agricultural Sciences			Business Studies			Economics			English First Additional Language			Geography			History			Life Sciences			Mathematical Literacy			Mathematics			Physical Sciences		
					Total Wrote	Achieved30-100%	% Achieved at 30% and Above	Total Wrote	Achieved30-100%	% Achieved at 30% and Above	Total Wrote	Achieved30-100%	% Achieved at 30% and Above	Total Wrote	Achieved30-100%	% Achieved at 30% and Above	Total Wrote	Achieved30-100%	% Achieved at 30% and Above	Total Wrote	Achieved30-100%	% Achieved at 30% and Above	Total Wrote	Achieved30-100%	% Achieved at 30% and Above	Total Wrote	Achieved30-100%	% Achieved at 30% and Above	Total Wrote	Achieved30-100%	% Achieved at 30% and Above	Total Wrote	Achieved30-100%	% Achieved at 30% and Above			
EKURHULENI NORTH	UNITY SECONDARY SCHOOL	2019	8311613	5	58	21	36.2	19	18	94.7	179	106	59.2	57	40	70.2	329	329	100	95	80	84.2	164	156	95.1	198	112	56.6	197	170	86.3	99	59	59.6	90	68	75.6
	UNITY SECONDARY SCHOOL	2018	8311613	5	53	17	32.1	29	27	93.1	132	73	55.3	52	43	82.7	263	261	99.2	79	72	91.1	121	111	91.7	146	107	73.3	165	115	69.7	88	67	76.1	76	59	77.6
	WESTWOOD INDEPENDENT SCHOOL	2019	8888029	99	2	2	100				17	6	35.3	6	3	50				22	11	50	14	11	78.6	7	2	28.6	18	10	55.6	6	1	16.7	4	1	25
	WESTWOOD INDEPENDENT SCHOOL	2018	8888029	99	3	2	66.7				28	5	17.9	5	2	40				27	10	37	23	22	95.7	2	2	100	27	12	44.4	3	2	66.7	2	2	100
	WILLIAM HILLS SECONDARY SCHOOL	2019	8310094	5							18	18	100	16	14	87.5				18	18	100				20	20	100	18	18	100	20	15	75	20	19	95
	WILLIAM HILLS SECONDARY SCHOOL	2018	8310094	5							22	20	90.9	9	7	77.8				18	18	100				17	17	100	22	22	100	17	15	88.2	17	17	100
	WILLOWMOORE HIGH SCHOOL	2019	8310847	5	46	46	100				113	93	82.3							51	51	100	109	108	99.1	56	52	92.9	86	85	98.8	102	99	97.1	62	52	83.9
	WILLOWMOORE HIGH SCHOOL	2018	8310847	5	26	26	100				81	71	87.7							51	51	100	73	72	98.6	67	65	97	79	79	100	83	72	86.7	55	48	87.3
	WINDSOR HOUSE ACADEMY	2019	8260596	99	1	1	100				12	8	66.7	2	2	100										8	6	75	9	8	88.9	3	2	66.7	1	1	100
	WINDSOR HOUSE ACADEMY	2018	8260596	99	3	3	100				12	7	58.3	1	0	0										5	4	80	8	6	75	4	1	25	2	1	50
	WINNIE MANDELA SECONDARY SCHOOL	2019	8400514	1	8	8	100				66	60	90.9	39	24	61.5	232	230	99.1	118	105	89	163	156	95.7	134	92	68.7	133	117	88	51	45	88.2	42	42	100
	WINNIE MANDELA SECONDARY SCHOOL	2018	8400514	1	20	16	80				102	82	80.4	56	45	80.4	267	267	100	141	110	78	164	161	98.2	184	141	76.6	167	123	73.7	85	54	63.5	65	54	83.1

Province Districts	Centre Name	Year	Centre Number	Quintile	Subject Description																																
					Accounting			Agricultural Sciences			Business Studies			Economics			English First Additional Language			Geography			History			Life Sciences			Mathematical Literacy			Mathematics			Physical Sciences		
					Total Wrote	Achieved30-100%	% Achieved at 30% and Above	Total Wrote	Achieved30-100%	% Achieved at 30% and Above	Total Wrote	Achieved30-100%	% Achieved at 30% and Above	Total Wrote	Achieved30-100%	% Achieved at 30% and Above	Total Wrote	Achieved30-100%	% Achieved at 30% and Above	Total Wrote	Achieved30-100%	% Achieved at 30% and Above	Total Wrote	Achieved30-100%	% Achieved at 30% and Above	Total Wrote	Achieved30-100%	% Achieved at 30% and Above	Total Wrote	Achieved30-100%	% Achieved at 30% and Above	Total Wrote	Achieved30-100%	% Achieved at 30% and Above			
EKURHULENI NORTH	WORDSWORTH HIGH SCHOOL	2019	8310854	5	24	18	75				128	110	85.9	46	40	87				88	88	100	42	41	97.6	78	77	98.7	86	44	51.2	26	24	92.3			
	WORDSWORTH HIGH SCHOOL	2018	8310854	5	38	32	84.2				118	109	92.4	67	65	97				58	57	98.3	66	65	98.5	80	80	100	81	67	82.7	44	39	88.6			
	ZITIKENI SECONDARY SCHOOL	2019	8261479	3	55	39	70.9				86	69	80.2	54	45	83.3	272	271	99.6	161	151	93.8	120	113	94.2	130	90	69.2	135	115	85.2	90	36	40	69	44	63.8
	ZITIKENI SECONDARY SCHOOL	2018	8261479	3	79	30	38				104	48	46.2	96	57	59.4	333	331	99.4	134	119	88.8	136	125	91.9	125	78	62.4	149	125	83.9	62	46	74.2	40	34	85
EKURHULENI SOUTH	AFRIKAANSE HOËRSKOOL GERMISTON	2019	8160119	5	23	19	82.6				49	44	89.8				40	40	100				45	36	80	62	60	96.8	42	41	97.6	33	22	66.7			
	AFRIKAANSE HOËRSKOOL GERMISTON	2018	8160119	5	25	22	88				79	52	65.8				43	43	100				44	40	90.9	76	75	98.7	34	32	94.1	23	16	69.6			
	ALAFANG SECONDARY SCHOOL	2019	8340406	3	31	28	90.3				85	50	58.8	34	26	76.5	192	192	100	101	85	84.2	86	85	98.8	77	53	68.8	130	104	80	43	20	46.5	25	21	84
	ALAFANG SECONDARY SCHOOL	2018	8340406	3	24	23	95.8				95	59	62.1	59	45	76.3	207	207	100	120	102	85	107	106	99.1	104	71	68.3	153	114	74.5	41	21	51.2	17	16	94.1
	ALBERTON HIGH SCHOOL	2019	8340083	5	24	24	100				112	98	87.5	35	34	97.1				75	75	100				122	117	95.9	139	139	100	80	63	78.8	47	46	97.9
	ALBERTON HIGH SCHOOL	2018	8340083	5	27	27	100				126	108	85.7	39	39	100				71	71	100				94	90	95.7	114	114	100	97	85	87.6	53	50	94.3
ALBERTON MATRIC PROJECT	2019	8888034	3							8	6	75	3	3	100				8	8	100	24	21	87.5	6	6	100	26	25	96.2	1	0	0	1	1	100	

Province Districts	Centre Name	Year	Centre Number	Quintile	Subject Description																																
					Accounting			Agricultural Sciences			Business Studies			Economics			English First Additional Language			Geography			History			Life Sciences			Mathematical Literacy			Mathematics			Physical Sciences		
					Total Wrote	Achieved30-100%	% Achieved at 30% and Above	Total Wrote	Achieved30-100%	% Achieved at 30% and Above	Total Wrote	Achieved30-100%	% Achieved at 30% and Above	Total Wrote	Achieved30-100%	% Achieved at 30% and Above	Total Wrote	Achieved30-100%	% Achieved at 30% and Above	Total Wrote	Achieved30-100%	% Achieved at 30% and Above	Total Wrote	Achieved30-100%	% Achieved at 30% and Above	Total Wrote	Achieved30-100%	% Achieved at 30% and Above	Total Wrote	Achieved30-100%	% Achieved at 30% and Above	Total Wrote	Achieved30-100%	% Achieved at 30% and Above			
EKURHULENI SOUTH	ALBERTON MATRIC PROJECT	2018	8888034	3							8	3	37.5				5	5	100	3	3	100	30	21	70	2	2	100	26	23	88.5	4	0	0	2	0	0
	BALMORAL COLLEGE	2019	8400012	99	27	27	100				36	36	100	45	43	95.6	37	37	100	21	21	100				21	18	85.7	51	51	100	16	16	100	12	12	100
	BALMORAL COLLEGE	2018	8400012	99	9	9	100				18	18	100	21	21	100	21	21	100	18	18	100				20	20	100	28	28	100	13	13	100	10	10	100
	BESEK COLLEGE	2019	8400683	99							2	2	100	2	2	100				3	3	100				3	3	100	2	2	100	3	2	66.7	0	0	
	BESEK COLLEGE	2018	8400683	99	1	1	100				5	2	40	4	2	50				4	4	100				2	1	50	4	4	100	2	1	50	2	1	50
	BOKSBURG HIGH SCHOOL	2019	8160234	5	59	57	96.6							112	109	97.3				68	67	98.5	121	121	100	99	96	97	143	143	100	115	106	92.2	67	65	97
	BOKSBURG HIGH SCHOOL	2018	8160234	5	67	66	98.5							122	122	100				57	56	98.2	93	91	97.8	106	106	100	115	115	100	150	136	90.7	93	84	90.3
	BRACKEN HIGH SCHOOL	2019	8340125	5	29	28	96.6				55	44	80							77	77	100	50	50	100	172	151	87.8	113	113	100	103	94	91.3	66	60	90.9
	BRACKEN HIGH SCHOOL	2018	8340125	5	46	44	95.7				91	83	91.2							68	68	100	25	25	100	134	127	94.8	89	89	100	112	105	93.8	44	42	95.5
	BUHLE PARK SEC SCHOOL	2019	8400816	4	6	6	100				30	11	36.7	12	9	75	75	75	100	40	34	85	30	29	96.7	32	30	93.8	74	65	87.8	14	12	85.7	12	12	100
	BUHLE PARK SEC SCHOOL	2018	8400816	4	9	9	100				14	12	85.7	15	11	73.3	45	45	100	42	33	78.6	28	27	96.4	28	24	85.7	41	39	95.1	16	11	68.8	15	12	80
	BUHLEBUZILE SECONDARY	2019	8340463	3	17	11	64.7				58	41	70.7	42	28	66.7	137	136	99.3	98	61	62.2				43	32	74.4	40	36	90	51	12	23.5	26	23	88.5
BUHLEBUZILE SECONDARY	2018	8340463	3	5	5	100				28	26	92.9	23	17	73.9	129	129	100	115	69	60				101	69	68.3	19	9	47.4	64	31	48.4	40	34	85	



Province Districts	Centre Name	Year	Centre Number	Quintile	Subject Description																																
					Accounting			Agricultural Sciences			Business Studies			Economics			English First Additional Language			Geography			History			Life Sciences			Mathematical Literacy			Mathematics			Physical Sciences		
					Total Wrote	Achieved30-100%	% Achieved at 30% and Above	Total Wrote	Achieved30-100%	% Achieved at 30% and Above	Total Wrote	Achieved30-100%	% Achieved at 30% and Above	Total Wrote	Achieved30-100%	% Achieved at 30% and Above	Total Wrote	Achieved30-100%	% Achieved at 30% and Above	Total Wrote	Achieved30-100%	% Achieved at 30% and Above	Total Wrote	Achieved30-100%	% Achieved at 30% and Above	Total Wrote	Achieved30-100%	% Achieved at 30% and Above	Total Wrote	Achieved30-100%	% Achieved at 30% and Above	Total Wrote	Achieved30-100%	% Achieved at 30% and Above			
EKURHULENI SOUTH	CENTRAL COLLEGE HIGH SCHOOL	2019	8400752	99	5	5	100				18	11	61.1	12	8	66.7				22	18	81.8	17	14	82.4	20	17	85	20	15	75	16	10	62.5	12	10	83.3
	CENTRAL COLLEGE HIGH SCHOOL	2018	8400752	99	5	2	40				11	4	36.4	10	5	50				19	13	68.4	3	3	100	13	8	61.5	7	7	100	16	4	25	11	2	18.2
	CLADELTON INTERNATIONAL COL(SA INTER)	2019	8162032	99	2	2	100				13	6	46.2	11	10	90.9	11	11	100	16	15	93.8				13	7	53.8	15	15	100	11	6	54.5	9	6	66.7
	CLADELTON INTERNATIONAL COL(SA INTER)	2018	8162032	99	4	4	100				14	12	85.7	17	17	100	15	15	100	16	14	87.5				17	16	94.1	12	11	91.7	18	14	77.8	11	11	100
	DESIGNATED CENTRE GALLWAY PRIM SCH	2019	8800008	99							3	0	0	3	0	0	2	2	100	1	0	0				1	0	0	3	0	0	1	0	0	1	0	0
	DESIGNATED CENTRE GERMISTON PRIMARY	2018	8800026	99							5	3	60	3	2	66.7	3	2	66.7	6	2	33.3	1	1	100	4	2	50	5	2	40	2	1	50	2	0	0
	DINWIDDIE HIGH SCHOOL	2019	8160317	5	31	21	67.7				131	94	71.8	71	53	74.6				66	62	93.9	96	96	100	107	86	80.4	125	116	92.8	82	53	64.6	36	33	91.7
	DINWIDDIE HIGH SCHOOL	2018	8160317	5	19	19	100				100	74	74	51	47	92.2				42	38	90.5	56	56	100	72	60	83.3	80	69	86.3	59	34	57.6	28	26	92.9
	EDENPARK SECONDARY SCHOOL	2019	8340026	4	13	12	92.3				124	65	52.4	67	32	47.8	57	57	100	48	29	60.4	70	60	85.7	57	21	36.8	146	106	72.6	36	12	33.3	17	7	41.2
	EDENPARK SECONDARY SCHOOL	2018	8340026	4	8	5	62.5				123	64	52	58	41	70.7	86	86	100	94	57	60.6	97	86	88.7	88	61	69.3	172	119	69.2	53	25	47.2	31	20	64.5
EDENRIDGE SECONDARY SCHOOL	2019	8400542	2	16	16	100				55	48	87.3	48	46	95.8	162	161	99.4	118	109	92.4	30	30	100	85	64	75.3	130	108	83.1	40	31	77.5	29	23	79.3	

Province Districts	Centre Name	Year	Centre Number	Quintile	Subject Description																																
					Accounting			Agricultural Sciences			Business Studies			Economics			English First Additional Language			Geography			History			Life Sciences			Mathematical Literacy			Mathematics			Physical Sciences		
					Total Wrote	Achieved30-100%	% Achieved at 30% and Above	Total Wrote	Achieved30-100%	% Achieved at 30% and Above	Total Wrote	Achieved30-100%	% Achieved at 30% and Above	Total Wrote	Achieved30-100%	% Achieved at 30% and Above	Total Wrote	Achieved30-100%	% Achieved at 30% and Above	Total Wrote	Achieved30-100%	% Achieved at 30% and Above	Total Wrote	Achieved30-100%	% Achieved at 30% and Above	Total Wrote	Achieved30-100%	% Achieved at 30% and Above	Total Wrote	Achieved30-100%	% Achieved at 30% and Above	Total Wrote	Achieved30-100%	% Achieved at 30% and Above	Total Wrote	Achieved30-100%	% Achieved at 30% and Above
EKURHULENI SOUTH	EDENRIDGE SECONDARY SCHOOL	2018	8400542	2	9	9	100				51	43	84.3	51	45	88.2	173	171	98.8	135	106	78.5	17	16	94.1	112	97	86.6	125	93	74.4	46	36	78.3	38	35	92.1
	EKETSANG SECONDARY SCHOOL	2019	8340562	4	16	11	68.8				62	49	79	18	14	77.8	171	170	99.4	112	98	87.5	86	82	95.3	74	50	67.6	115	99	86.1	36	33	91.7	29	28	96.6
	EKETSANG SECONDARY SCHOOL	2018	8340562	4	11	9	81.8				38	34	89.5	67	44	65.7	159	155	97.5	80	56	70	90	68	75.6	71	50	70.4	111	79	71.2	36	33	91.7	22	22	100
	ERASMUS MONARENG SECONDARY SCHOOL	2019	8161752	4	29	23	79.3				83	73	88	39	29	74.4	160	160	100				48	48	100	74	71	95.9	95	90	94.7	64	57	89.1	37	37	100
	ERASMUS MONARENG SECONDARY SCHOOL	2018	8161752	4	17	16	94.1				69	57	82.6	54	47	87	167	167	100				23	23	100	100	73	73	68	47	69.1	70	48	68.6	38	33	86.8
	FALCONS EDUC SCHOOL	2019	8162115	99	10	10	100				31	31	100	25	23	92				17	16	94.1	34	34	100	24	23	95.8	39	38	97.4	16	16	100	11	11	100
	FALCONS EDUC SCHOOL	2018	8162115	99	6	6	100				18	16	88.9	27	27	100				25	25	100				18	18	100	22	22	100	14	13	92.9	9	8	88.9
	FRANCISCAN MATRIC PROJECT	2019	8161786	99	32	28	87.5				211	98	46.4				138	137	99.3				196	184	93.9	125	102	81.6	224	195	87.1	85	68	80	61	46	75.4
	FRANCISCAN MATRIC PROJECT	2018	8161786	99	41	34	82.9				266	136	51.1				162	161	99.4				213	205	96.2	119	110	92.4	272	246	90.4	77	73	94.8	61	51	83.6
	FUMANA SECONDARY SCHOOL	2019	8340604	3	16	15	93.8				60	37	61.7	54	45	83.3	196	196	100	76	68	89.5	76	67	88.2	52	41	78.8	91	84	92.3	59	40	67.8	65	47	72.3
	FUMANA SECONDARY SCHOOL	2018	8340604	3	10	10	100				89	61	68.5	76	63	82.9	269	269	100	85	74	87.1	100	98	98	110	83	75.5	141	120	85.1	87	64	73.6	79	64	81
	GERMISTON HIGH SCHOOL	2019	8160457	5	18	16	88.9				81	68	84	65	62	95.4				52	52	100	51	51	100	61	57	93.4	105	105	100	85	62	72.9	57	50	87.7

Province Districts	Centre Name	Year	Centre Number	Quintile	Subject Description																																
					Accounting			Agricultural Sciences			Business Studies			Economics			English First Additional Language			Geography			History			Life Sciences			Mathematical Literacy			Mathematics			Physical Sciences		
					Total Wrote	Achieved30-100%	% Achieved at 30% and Above	Total Wrote	Achieved30-100%	% Achieved at 30% and Above	Total Wrote	Achieved30-100%	% Achieved at 30% and Above	Total Wrote	Achieved30-100%	% Achieved at 30% and Above	Total Wrote	Achieved30-100%	% Achieved at 30% and Above	Total Wrote	Achieved30-100%	% Achieved at 30% and Above	Total Wrote	Achieved30-100%	% Achieved at 30% and Above	Total Wrote	Achieved30-100%	% Achieved at 30% and Above	Total Wrote	Achieved30-100%	% Achieved at 30% and Above	Total Wrote	Achieved30-100%	% Achieved at 30% and Above			
EKURHULENI SOUTH	GERMISTON HIGH SCHOOL	2018	8160457	5	24	23	95.8				75	60	80	60	57	95				54	54	100	49	49	100	65	64	98.5	73	71	97.3	107	83	77.6	63	55	87.3
	GLENBRACK JUN SEC SCHOOL	2019	8400109	5	17	16	94.1				60	49	81.7	61	51	83.6				42	38	90.5	35	35	100	53	38	71.7	94	94	100	21	18	85.7	20	18	90
	GLENBRACK JUN SEC SCHOOL	2018	8400109	5	12	11	91.7				56	44	78.6	55	46	83.6				59	49	83.1	52	52	100	74	60	81.1	97	94	96.9	28	22	78.6	22	18	81.8
	GRACELAND EDUCATION CENTRE	2019	8161794	2	6	5	83.3				39	31	79.5	45	24	53.3				71	64	90.1	66	66	100	35	32	91.4	90	83	92.2	33	25	75.8	22	20	90.9
	GRACELAND EDUCATION CENTRE	2018	8161794	2	7	6	85.7				35	31	88.6	34	23	67.6				60	58	96.7	58	57	98.3	36	36	100	74	69	93.2	32	29	90.6	21	21	100
	GREENFIELDS SECONDARY SCHOOL	2019	8400137	2	20	11	55	49	29	59.2	58	31	53.4	54	17	31.5	236	230	97.5	128	60	46.9	117	103	88	62	25	40.3	187	100	53.5	48	13	27.1	28	22	78.6
	GREENFIELDS SECONDARY SCHOOL	2018	8400137	2	32	14	43.8	42	28	66.7	39	27	69.2	35	25	71.4	204	200	98	110	55	50	88	69	78.4	66	47	71.2	153	100	65.4	35	23	65.7	30	26	86.7
	HOËRSKOOL ALBERTON	2019	8340182	5	7	7	100				38	28	73.7				116	116	100	18	17	94.4				52	27	51.9	97	96	99	20	17	85	10	9	90
	HOËRSKOOL ALBERTON	2018	8340182	5	7	7	100				27	18	66.7				113	113	100							38	30	78.9	85	85	100	28	26	92.9	17	16	94.1
	HOËRSKOOL DINAMIKA	2019	8340190	5	18	18	100				50	36	72	1	1	100	120	120	100	27	26	96.3				28	27	96.4	67	63	94	53	49	92.5	35	34	97.1
	HOËRSKOOL DINAMIKA	2018	8340190	5	9	9	100				42	31	73.8				132	132	100	31	30	96.8				51	45	88.2	85	84	98.8	48	44	91.7	46	41	89.1
	HOËRSKOOL DR E G JANSEN	2019	8160564	5	26	26	100				88	64	72.7	18	13	72.2	211	211	100	44	41	93.2	29	28	96.6	71	65	91.5	136	134	98.5	75	69	92	55	55	100
	HOËRSKOOL DR E G JANSEN	2018	8160564	5	28	28	100				86	69	80.2	21	20	95.2	200	200	100	32	31	96.9	26	24	92.3	53	50	94.3	103	102	99	90	82	91.1	53	53	100
HOËRSKOOL ELSBURG	2019	8160580	5	14	14	100				91	58	63.7	40	37	92.5	10	10	100	41	38	92.7				54	33	61.1	72	70	97.2	30	15	50	8	6	75	

Province Districts	Subject Description																																				
	Centre Name	Year	Centre Number	Quintile	Accounting			Agricultural Sciences			Business Studies			Economics			English First Additional Language			Geography			History			Life Sciences			Mathematical Literacy			Mathematics			Physical Sciences		
					Total Wrote	Achieved30-100%	% Achieved at 30% and Above	Total Wrote	Achieved30-100%	% Achieved at 30% and Above	Total Wrote	Achieved30-100%	% Achieved at 30% and Above	Total Wrote	Achieved30-100%	% Achieved at 30% and Above	Total Wrote	Achieved30-100%	% Achieved at 30% and Above	Total Wrote	Achieved30-100%	% Achieved at 30% and Above	Total Wrote	Achieved30-100%	% Achieved at 30% and Above	Total Wrote	Achieved30-100%	% Achieved at 30% and Above	Total Wrote	Achieved30-100%	% Achieved at 30% and Above	Total Wrote	Achieved30-100%	% Achieved at 30% and Above			
EKURHULENI SOUTH	HOËRSKOOL ELSBURG	2018	8160580	5							76	53	69.7	25	23	92	11	11	100	56	54	96.4				66	59	89.4	73	70	95.9	44	29	65.9	32	29	90.6
	HOËRSKOOL ELSPARK	2019	8160549	5							30	17	56.7				58	58	100							15	10	66.7	41	36	87.8	18	10	55.6	11	11	100
	HOËRSKOOL ELSPARK	2018	8160549	5							26	12	46.2				81	81	100	23	20	87				12	12	100	43	38	88.4	16	10	62.5	11	11	100
	HOËRSKOOL MARAIS VILJOEN	2019	8340166	5	56	56	100				124	100	80.6	67	43	64.2	126	126	100	31	30	96.8				85	78	91.8	118	118	100	103	94	91.3	72	69	95.8
	HOËRSKOOL MARAIS VILJOEN	2018	8340166	5	43	43	100				138	97	70.3	77	70	90.9	135	135	100	31	31	100				87	83	95.4	123	123	100	103	102	99	66	64	97
	HOËRSKOOL OOSTERLIG	2019	8160606	5	38	38	100				85	72	84.7	16	12	75	201	201	100	68	66	97.1	34	34	100	69	64	92.8	136	135	99.3	65	65	100	48	47	97.9
	HOËRSKOOL OOSTERLIG	2018	8160606	5	21	21	100				70	47	67.1	14	14	100	160	160	100	57	57	100	30	30	100	57	52	91.2	80	79	98.8	67	63	94	43	41	95.3
	HOËRSKOOL VOORTREKKER	2019	8160614	5	21	21	100				104	88	84.6				4	4	100	44	41	93.2				98	82	83.7	120	114	95	53	38	71.7	38	36	94.7
	HOËRSKOOL VOORTREKKER	2018	8160614	5	27	27	100				116	97	83.6				4	4	100	42	42	100				109	102	93.6	131	127	96.9	49	40	81.6	42	41	97.6
	ILLINGE SECONDARY SCHOOL	2019	8161802	3	12	10	83.3				12	12	100	12	9	75	87	87	100	68	59	86.8	43	43	100	23	19	82.6	58	51	87.9	28	17	60.7	22	19	86.4
	ILLINGE SECONDARY SCHOOL	2018	8161802	3	19	6	31.6				19	13	68.4	23	16	69.6	103	102	99	73	38	52.1	41	34	82.9	34	25	73.5	45	26	57.8	50	12	24	32	16	50
	IMPACT INDEPENDENT HIGH SCHOOL	2019	8400268	99							32	27	84.4							30	29	96.7	2	2	100	24	24	100	20	20	100	14	12	85.7	4	4	100
	IMPACT INDEPENDENT HIGH SCHOOL	2018	8400268	99							29	22	75.9							31	31	100	10	10	100	28	25	89.3	26	26	100	13	12	92.3	8	8	100

Province Districts	Centre Name	Year	Centre Number	Quintile	Subject Description																																
					Accounting			Agricultural Sciences			Business Studies			Economics			English First Additional Language			Geography			History			Life Sciences			Mathematical Literacy			Mathematics			Physical Sciences		
					Total Wrote	Achieved30-100%	% Achieved at 30% and Above	Total Wrote	Achieved30-100%	% Achieved at 30% and Above	Total Wrote	Achieved30-100%	% Achieved at 30% and Above	Total Wrote	Achieved30-100%	% Achieved at 30% and Above	Total Wrote	Achieved30-100%	% Achieved at 30% and Above	Total Wrote	Achieved30-100%	% Achieved at 30% and Above	Total Wrote	Achieved30-100%	% Achieved at 30% and Above	Total Wrote	Achieved30-100%	% Achieved at 30% and Above	Total Wrote	Achieved30-100%	% Achieved at 30% and Above	Total Wrote	Achieved30-100%	% Achieved at 30% and Above			
EKURHULENI SOUTH	INSTITUTE STATUS ACRES COMBINED SCH	2019	8161828	99	8	8	100				29	26	89.7	13	12	92.3	28	28	100	31	31	100	21	20	95.2	30	26	86.7	31	30	96.8	32	25	78.1	17	15	88.2
	INSTITUTE STATUS ACRES COMBINED SCH	2018	8161828	99	11	11	100				30	25	83.3	21	20	95.2	33	33	100	25	25	100				26	25	96.2	24	21	87.5	32	27	84.4	14	13	92.9
	KATLEHONG SECONDARY SCHOOL	2019	8340711	3	12	11	91.7				33	26	78.8	13	12	92.3	139	139	100	95	82	86.3	81	80	98.8	65	57	87.7	55	50	90.9	44	26	59.1	32	23	71.9
	KATLEHONG SECONDARY SCHOOL	2018	8340711	3	13	10	76.9				38	27	71.1	23	16	69.6	107	107	100	76	52	68.4	45	45	100	56	40	71.4	46	42	91.3	34	19	55.9	27	17	63
	KATLEHONG TECHNICAL SENIOR SEC	2019	8341594	5	8	4	50				14	12	85.7	13	12	92.3	176	175	99.4							77	45	58.4	27	26	96.3	38	14	36.8	37	28	75.7
	KATLEHONG TECHNICAL SENIOR SEC	2018	8341594	5	16	14	87.5				41	29	70.7	29	23	79.3	143	142	99.3							9	9	100	27	26	96.3	43	23	53.5	33	25	75.8
	KWADUKATHOLE COMPREHENSIVE SCHOOL	2019	8340802	4	65	56	86.2				100	68	68	204	103	50.5	307	304	99				131	110	84	197	120	60.9	133	92	69.2	144	54	37.5	103	60	58.3
	KWADUKATHOLE COMPREHENSIVE SCHOOL	2018	8340802	4	40	22	55				107	64	59.8	236	134	56.8	297	291	98				96	78	81.3	196	113	57.7	130	74	56.9	142	68	47.9	106	56	52.8
	LANDULWAZI COMPREHENSIVE SCHOOL	2019	8340810	3	33	21	63.6				35	31	88.6	33	26	78.8	196	196	100	109	85	78				49	47	95.9	97	72	74.2	64	21	32.8	58	36	62.1
	LANDULWAZI COMPREHENSIVE SCHOOL	2018	8340810	3	26	17	65.4				26	22	84.6	23	21	91.3	163	163	100	92	55	59.8				52	43	82.7	82	50	61	60	24	40	52	22	42.3

Province Districts	Subject Description																																				
	Centre Name	Year	Centre Number	Quintile	Accounting			Agricultural Sciences			Business Studies			Economics			English First Additional Language			Geography			History			Life Sciences			Mathematical Literacy			Mathematics			Physical Sciences		
					Total Wrote	Achieved30-100%	% Achieved at 30% and Above	Total Wrote	Achieved30-100%	% Achieved at 30% and Above	Total Wrote	Achieved30-100%	% Achieved at 30% and Above	Total Wrote	Achieved30-100%	% Achieved at 30% and Above	Total Wrote	Achieved30-100%	% Achieved at 30% and Above	Total Wrote	Achieved30-100%	% Achieved at 30% and Above	Total Wrote	Achieved30-100%	% Achieved at 30% and Above	Total Wrote	Achieved30-100%	% Achieved at 30% and Above	Total Wrote	Achieved30-100%	% Achieved at 30% and Above	Total Wrote	Achieved30-100%	% Achieved at 30% and Above			
EKURHULENI SOUTH	LEONDALE SECONDARY SCHOOL	2019	8400227	4	33	27	81.8				131	114	87	193	151	78.2	84	84	100	107	105	98.1	59	59	100	126	110	87.3	175	169	96.6	80	68	85	61	57	93.4
	LEONDALE SECONDARY SCHOOL	2018	8400227	4	21	19	90.5				68	62	91.2	98	86	87.8	50	50	100	92	89	96.7	30	30	100	110	103	93.6	116	113	97.4	64	63	98.4	80	63	78.8
	LETHUKUTHULA SECONDARY SCHOOL	2019	8340844	3	54	42	77.8				115	73	63.5	43	35	81.4	282	281	99.6	202	138	68.3	79	77	97.5	62	46	74.2	216	175	81	40	20	50	33	28	84.8
	LETHUKUTHULA SECONDARY SCHOOL	2018	8340844	3	65	54	83.1				150	88	58.7	34	31	91.2	225	224	99.6	140	86	61.4	25	24	96	76	69	90.8	148	109	73.6	37	25	67.6	34	27	79.4
	LETHULWAZI COMPREHENSIVE SCHOOL	2019	8161893	4	33	31	93.9				62	47	75.8	104	69	66.3	176	176	100							69	61	88.4	64	55	85.9	69	38	55.1	53	35	66
	LETHULWAZI COMPREHENSIVE SCHOOL	2018	8161893	4	9	9	100				48	30	62.5	89	70	78.7	169	168	99.4							86	82	95.3	44	41	93.2	83	46	55.4	64	47	73.4
	MASITHWALISANE SECONDARY SCHOOL	2019	8161901	4	14	14	100				99	89	89.9	82	56	68.3	185	185	100	75	70	93.3	66	65	98.5	66	51	77.3	142	128	90.1	51	30	58.8	48	36	75
	MASITHWALISANE SECONDARY SCHOOL	2018	8161901	4	23	19	82.6				80	68	85	63	56	88.9	123	122	99.2	64	54	84.4	51	50	98	36	33	91.7	74	62	83.8	57	30	52.6	35	26	74.3
	MPILISWENI SECONDARY SCHOOL	2019	8340984	3	28	15	53.6				51	28	54.9	52	24	46.2	219	214	97.7	54	40	74.1	84	78	92.9	84	74	88.1	132	112	84.8	54	26	48.1	45	42	93.3
	MPILISWENI SECONDARY SCHOOL	2018	8340984	3							49	21	42.9	56	31	55.4	162	161	99.4	34	17	50	67	61	91	66	56	84.8	114	97	85.1	33	22	66.7	31	26	83.9
MPONTSHENG SECONDARY SCHOOL	2019	8340992	3	4	3	75				18	18	100	18	16	88.9	108	108	100	80	62	77.5	60	57	95	39	32	82.1	75	58	77.3	24	13	54.2	23	19	82.6	

Province Districts	Centre Name	Year	Centre Number	Quintile	Subject Description																																
					Accounting			Agricultural Sciences			Business Studies			Economics			English First Additional Language			Geography			History			Life Sciences			Mathematical Literacy			Mathematics			Physical Sciences		
					Total Wrote	Achieved30-100%	% Achieved at 30% and Above	Total Wrote	Achieved30-100%	% Achieved at 30% and Above	Total Wrote	Achieved30-100%	% Achieved at 30% and Above	Total Wrote	Achieved30-100%	% Achieved at 30% and Above	Total Wrote	Achieved30-100%	% Achieved at 30% and Above	Total Wrote	Achieved30-100%	% Achieved at 30% and Above	Total Wrote	Achieved30-100%	% Achieved at 30% and Above	Total Wrote	Achieved30-100%	% Achieved at 30% and Above	Total Wrote	Achieved30-100%	% Achieved at 30% and Above	Total Wrote	Achieved30-100%	% Achieved at 30% and Above			
EKURHULENI SOUTH	MPONTSHENG SECONDARY SCHOOL	2018	8340992	3	7	5	71.4				28	15	53.6	24	20	83.3	165	164	99.4	115	92	80	117	104	88.9	47	36	76.6	114	85	74.6	18	14	77.8	17	14	82.4
	O R TAMBO SECONDARY SCHOOL	2019	8400401	3	16	16	100				88	70	79.5	31	24	77.4	219	217	99.1	113	81	71.7	59	51	86.4	74	44	59.5	121	85	70.2	34	17	50	27	22	81.5
	O R TAMBO SECONDARY SCHOOL	2018	8400401	3	12	11	91.7				58	48	82.8	20	15	75	140	140	100	98	84	85.7	25	23	92	72	50	69.4	56	33	58.9	65	22	33.8	53	27	50.9
	OOSRAND SECONDARY SCHOOL	2019	8160051	4	10	10	100				105	68	64.8	49	34	69.4	49	49	100	58	46	79.3	43	42	97.7	69	29	42	184	140	76.1	20	11	55	19	18	94.7
	OOSRAND SECONDARY SCHOOL	2018	8160051	4	25	22	88				105	44	41.9	61	45	73.8	35	35	100	62	53	85.5	36	33	91.7	69	47	68.1	176	127	72.2	38	28	73.7	31	19	61.3
	PALM RIDGE EXT 6 SEC SCHOOL	2019	8400688	4	15	13	86.7				35	28	80	35	33	94.3	237	235	99.2	200	157	78.5	162	155	95.7	86	64	74.4	192	164	85.4	43	31	72.1	40	31	77.5
	PALM RIDGE EXT 6 SEC SCHOOL	2018	8400688	4	9	9	100				9	9	100	9	9	100	133	130	97.7	122	87	71.3	90	79	87.8	62	56	90.3	90	69	76.7	41	32	78	32	30	93.8
	PALMRIDGE SECONDARY SCHOOL	2019	8340067	2	30	26	86.7				52	50	96.2	45	44	97.8				82	74	90.2	59	59	100	53	51	96.2	98	90	91.8	45	33	73.3	32	30	93.8
	PALMRIDGE SECONDARY SCHOOL	2018	8340067	2	14	13	92.9				68	47	69.1	48	41	85.4				75	66	88	38	36	94.7	31	31	100	98	75	76.5	30	22	73.3	21	18	85.7
	PARKLANDS HIGH SCHOOL	2019	8340331	5	11	11	100				45	35	77.8	12	12	100				15	15	100	31	31	100	14	13	92.9	39	35	89.7	18	13	72.2	12	12	100
	PARKLANDS HIGH SCHOOL	2018	8340331	5	15	12	80				52	27	51.9	49	40	81.6				24	23	95.8				26	21	80.8	39	31	79.5	35	10	28.6	20	12	60
	PHINEAS XULU SECONDARY SCHOOL	2019	8162156	4	6	5	83.3				62	30	48.4	28	18	64.3	163	159	97.5	60	49	81.7	34	32	94.1	61	42	68.9	138	95	68.8	17	10	58.8	15	11	73.3



Province Districts	Centre Name	Year	Centre Number	Quintile	Subject Description																																
					Accounting			Agricultural Sciences			Business Studies			Economics			English First Additional Language			Geography			History			Life Sciences			Mathematical Literacy			Mathematics			Physical Sciences		
					Total Wrote	Achieved30-100%	% Achieved at 30% and Above	Total Wrote	Achieved30-100%	% Achieved at 30% and Above	Total Wrote	Achieved30-100%	% Achieved at 30% and Above	Total Wrote	Achieved30-100%	% Achieved at 30% and Above	Total Wrote	Achieved30-100%	% Achieved at 30% and Above	Total Wrote	Achieved30-100%	% Achieved at 30% and Above	Total Wrote	Achieved30-100%	% Achieved at 30% and Above	Total Wrote	Achieved30-100%	% Achieved at 30% and Above	Total Wrote	Achieved30-100%	% Achieved at 30% and Above	Total Wrote	Achieved30-100%	% Achieved at 30% and Above	Total Wrote	Achieved30-100%	% Achieved at 30% and Above
EKURHULENI SOUTH	PHINEAS XULU SECONDARY SCHOOL	2018	8162156	4	5	5	100				58	24	41.4	28	14	50	168	168	100	75	56	74.7	29	28	96.6	74	47	63.5	122	74	60.7	37	11	29.7	32	11	34.4
	PHUMLANI SECONDARY SCHOOL	2019	8341099	3	40	39	97.5				157	133	84.7	40	35	87.5	260	260	100	91	91	100	74	72	97.3	139	111	79.9	165	163	98.8	78	67	85.9	68	64	94.1
	PHUMLANI SECONDARY SCHOOL	2018	8341099	3	63	52	82.5				71	63	88.7	68	66	97.1	254	254	100	169	160	94.7	49	49	100	118	116	98.3	155	149	96.1	81	75	92.6	70	67	95.7
	PHUMULA GARDENS SENIOR SEC SCHOOL	2019	8400213	5	25	20	80				70	36	51.4	71	35	49.3	223	222	99.6	110	83	75.5	73	67	91.8	53	46	86.8	190	106	55.8	31	22	71	21	21	100
	PHUMULA GARDENS SENIOR SEC SCHOOL	2018	8400213	5	30	24	80				83	49	59	85	58	68.2	214	210	98.1	107	78	72.9	32	30	93.8	75	52	69.3	154	104	67.5	37	30	81.1	25	20	80
	PONEGO SECONDARY SCHOOL	2019	8341123	4	21	21	100				52	49	94.2	55	51	92.7	195	193	99	109	98	89.9	82	78	95.1	139	102	73.4	131	106	80.9	57	45	78.9	39	39	100
	PONEGO SECONDARY SCHOOL	2018	8341123	4	58	47	81				58	53	91.4	58	56	96.6	236	236	100	167	118	70.7	122	115	94.3	158	97	61.4	168	130	77.4	57	41	71.9	38	26	68.4
	REIGER PARK SECONDARY SCHOOL	2019	8160069	2							117	53	45.3	78	35	44.9	24	24	100	133	95	71.4	82	75	91.5	39	34	87.2	173	135	78	28	26	92.9	28	26	92.9
	REIGER PARK SECONDARY SCHOOL	2018	8160069	2							128	40	31.3	61	21	34.4	36	36	100	122	86	70.5	76	59	77.6	62	48	77.4	178	121	68	18	18	100	22	20	90.9
	RONDEBULT SECONDARY SCHOOL	2019	8162016	2							75	54	72	48	32	66.7	179	179	100	98	94	95.9	67	65	97	63	55	87.3	123	108	87.8	54	27	50	41	38	92.7
	RONDEBULT SECONDARY SCHOOL	2018	8162016	2							79	66	83.5	69	53	76.8	156	156	100	84	74	88.1				84	73	86.9	83	69	83.1	64	35	54.7	49	41	83.7
	ROYAL SCHOOLS ALBERTON	2019	8400886	99	19	19	100				53	50	94.3	26	24	92.3	14	14	100	31	30	96.8	25	25	100	37	36	97.3	59	59	100	29	26	89.7	18	18	100

Province Districts	Centre Name	Year	Centre Number	Quintile	Subject Description																																			
					Accounting			Agricultural Sciences			Business Studies			Economics			English First Additional Language			Geography			History			Life Sciences			Mathematical Literacy			Mathematics			Physical Sciences					
					Total Wrote	Achieved30-100%	% Achieved at 30% and Above	Total Wrote	Achieved30-100%	% Achieved at 30% and Above	Total Wrote	Achieved30-100%	% Achieved at 30% and Above	Total Wrote	Achieved30-100%	% Achieved at 30% and Above	Total Wrote	Achieved30-100%	% Achieved at 30% and Above	Total Wrote	Achieved30-100%	% Achieved at 30% and Above	Total Wrote	Achieved30-100%	% Achieved at 30% and Above	Total Wrote	Achieved30-100%	% Achieved at 30% and Above	Total Wrote	Achieved30-100%	% Achieved at 30% and Above	Total Wrote	Achieved30-100%	% Achieved at 30% and Above						
EKURHULENI SOUTH	ROYAL SCHOOLS ALBERTON	2018	8400886	99	14	14	100				40	40	100	30	30	100	14	14	100	41	41	100				23	23	100	32	32	100	27	24	88.9	10	9	90			
	SCHOOL OF ACHIEVEMENT/PRESTASIESKOOL	2019	8161398	99													19	19	100	17	12	70.6						55	49	89.1										
	SCHOOL OF ACHIEVEMENT/PRESTASIESKOOL	2018	8161398	99													18	18	100	22	15	68.2						62	57	91.9										
	SIJABULILE SECONDARY SCHOOL	2019	8341255	4	16	11	68.8				58	35	60.3	29	22	75.9	154	154	100	49	34	69.4	97	97	100	66	56	84.8	103	67	65	41	16	39	24	13	54.2			
	SIJABULILE SECONDARY SCHOOL	2018	8341255	4	16	13	81.3				18	15	83.3	28	26	92.9	146	145	99.3	78	62	79.5	74	69	93.2	65	61	93.8	94	81	86.2	31	23	74.2	34	30	88.2			
	SPARROW COMBINED - ALBERTON	2019	8340323	99	2	2	100				15	10	66.7	6	6	100										5	5	100	5	5	100	16	16	100	9	9	100	8	8	100
	SPARROW COMBINED - ALBERTON	2018	8340323	99	4	4	100				8	8	100	4	4	100										3	3	100	5	5	100	8	8	100	5	5	100			
	SUNWARD PARK HIGH SCHOOL	2019	8161521	5	24	24	100				173	151	87.3	95	80	84.2				63	62	98.4	122	121	99.2	125	106	84.8	203	201	99	76	72	94.7	44	43	97.7			
	SUNWARD PARK HIGH SCHOOL	2018	8161521	5	42	42	100				154	142	92.2	83	71	85.5				94	92	97.9	96	96	100	139	130	93.5	183	181	98.9	120	109	90.8	74	73	98.6			
	THABO-NTSAKO SEC SCHOOL	2019	8341339	3	15	14	93.3				29	23	79.3	29	27	93.1	101	101	100	62	61	98.4	28	28	100	62	44	71	66	65	98.5	27	23	85.2	23	21	91.3			
THABO-NTSAKO SEC SCHOOL	2018	8341339	3	24	24	100				31	26	83.9	30	28	93.3	101	101	100	56	38	67.9	24	24	100	57	40	70.2	69	56	81.2	25	25	100	19	17	89.5				

Province Districts	Centre Name	Year	Centre Number	Quintile	Subject Description																																
					Accounting			Agricultural Sciences			Business Studies			Economics			English First Additional Language			Geography			History			Life Sciences			Mathematical Literacy			Mathematics			Physical Sciences		
					Total Wrote	Achieved30-100%	% Achieved at 30% and Above	Total Wrote	Achieved30-100%	% Achieved at 30% and Above	Total Wrote	Achieved30-100%	% Achieved at 30% and Above	Total Wrote	Achieved30-100%	% Achieved at 30% and Above	Total Wrote	Achieved30-100%	% Achieved at 30% and Above	Total Wrote	Achieved30-100%	% Achieved at 30% and Above	Total Wrote	Achieved30-100%	% Achieved at 30% and Above	Total Wrote	Achieved30-100%	% Achieved at 30% and Above	Total Wrote	Achieved30-100%	% Achieved at 30% and Above	Total Wrote	Achieved30-100%	% Achieved at 30% and Above	Total Wrote	Achieved30-100%	% Achieved at 30% and Above
EKURHULENI SOUTH	THOKO THABA SECONDARY	2019	8341347	3	19	13	68.4				51	40	78.4	39	24	61.5	190	190	100	113	89	78.8	100	99	99	74	42	56.8	118	99	83.9	52	16	30.8	31	28	90.3
	THOKO THABA SECONDARY	2018	8341347	3	13	11	84.6				53	43	81.1	41	29	70.7	170	170	100	82	76	92.7	73	69	94.5	71	64	90.1	89	72	80.9	46	24	52.2	38	33	86.8
	THUTO PELE SEC SCHOOL	2019	8341040	4	18	12	66.7				18	11	61.1	18	13	72.2	171	171	100	141	119	84.4	82	82	100	21	20	95.2	118	88	74.6	39	12	30.8	21	17	81
	THUTO PELE SEC SCHOOL	2018	8341040	4	32	15	46.9				36	18	50	32	24	75	261	255	97.7	202	134	66.3	87	74	85.1	71	52	73.2	135	64	47.4	91	30	33	59	28	47.5
	THUTO-LESEDI SECONDARY SCHOOL	2019	8162073	4	37	34	91.9				68	56	82.4	56	52	92.9	257	256	99.6	87	69	79.3	80	79	98.8	83	71	85.5	104	66	63.5	104	43	41.3	78	56	71.8
	THUTO-LESEDI SECONDARY SCHOOL	2018	8162073	4	22	22	100				46	36	78.3	41	37	90.2	202	201	99.5	62	54	87.1	83	81	97.6	78	69	88.5	64	50	78.1	78	39	50	69	41	59.4
	TISETSONG SECONDARY SCHOOL	2019	8341370	3	32	28	87.5	137	109	79.6	30	24	80	30	29	96.7	175	175	100	137	124	90.5	102	99	97.1	133	90	67.7	118	107	90.7	55	40	72.7	40	32	80
	TISETSONG SECONDARY SCHOOL	2018	8341370	3	36	31	86.1	74	61	82.4	36	29	80.6	36	33	91.7	125	125	100	82	78	95.1	47	39	83	87	71	81.6	71	64	90.1	52	42	80.8	41	34	82.9
	VILLA LIZA SECONDARY SCHOOL	2019	8400535	5	13	12	92.3				49	40	81.6	43	36	83.7	109	108	99.1	71	71	100	24	24	100	71	58	81.7	106	93	87.7	57	25	43.9	43	32	74.4
	VILLA LIZA SECONDARY SCHOOL	2018	8400535	5	17	12	70.6				83	52	62.7	48	35	72.9	156	154	98.7	42	36	85.7	65	44	67.7	68	53	77.9	104	61	58.7	78	31	39.7	64	32	50
	VOSLOORUS COMPREHENSIVE SECONDARY SCHOOL	2019	8162099	5							8	8	100	8	8	100	122	122	100	15	11	73.3	27	27	100	27	26	96.3	15	15	100	35	29	82.9	34	29	85.3



Province Districts	Centre Name	Year	Centre Number	Quintile	Subject Description																																
					Accounting			Agricultural Sciences			Business Studies			Economics			English First Additional Language			Geography			History			Life Sciences			Mathematical Literacy			Mathematics			Physical Sciences		
					Total Wrote	Achieved30-100%	% Achieved at 30% and Above	Total Wrote	Achieved30-100%	% Achieved at 30% and Above	Total Wrote	Achieved30-100%	% Achieved at 30% and Above	Total Wrote	Achieved30-100%	% Achieved at 30% and Above	Total Wrote	Achieved30-100%	% Achieved at 30% and Above	Total Wrote	Achieved30-100%	% Achieved at 30% and Above	Total Wrote	Achieved30-100%	% Achieved at 30% and Above	Total Wrote	Achieved30-100%	% Achieved at 30% and Above	Total Wrote	Achieved30-100%	% Achieved at 30% and Above	Total Wrote	Achieved30-100%	% Achieved at 30% and Above			
GAUTENG EAST	ASSER MALOKA SECONDARY	2018	8350561	1	3	3	100				21	17	81	29	24	82.8	136	136	100	93	79	84.9	58	57	98.3	85	76	89.4	95	62	65.3	37	21	56.8	32	28	87.5
	B B MYATAZA (ex ABEDNIGO MANANA)	2019	8310862	3	5	3	60				40	32	80	32	18	56.3	108	108	100	45	44	97.8	26	26	100	44	36	81.8	61	51	83.6	31	16	51.6	28	27	96.4
	B B MYATAZA (ex ABEDNIGO MANANA)	2018	8310862	3	4	4	100				29	23	79.3	44	36	81.8	98	98	100	45	38	84.4	35	35	100	43	37	86	60	47	78.3	27	17	63	23	19	82.6
	BRAKPAN EDUCATION CENTRE	2019	8400321	99	2	2	100				12	6	50	9	7	77.8	10	10	100	19	10	52.6	8	8	100	7	7	100	27	23	85.2	11	4	36.4	10	7	70
	BRAKPAN EDUCATION CENTRE	2018	8400321	99	4	3	75				14	5	35.7	4	2	50	3	3	100	11	10	90.9	6	6	100	12	7	58.3	12	10	83.3	16	6	37.5	12	5	41.7
	BRAKPAN HIGH SCHOOL	2019	8310201	5	10	10	100				85	77	90.6							37	34	91.9	52	52	100	60	50	83.3	98	95	96.9	41	34	82.9	19	19	100
	BRAKPAN HIGH SCHOOL	2018	8310201	5	8	8	100				63	58	92.1							42	40	95.2	39	39	100	33	29	87.9	71	69	97.2	40	29	72.5	20	17	85
	BUHLEBEMFUNDO SECONDARY SCHOOL	2019	8310938	3	18	13	72.2				44	28	63.6	71	34	47.9	248	248	100	155	131	84.5	80	71	88.8	148	92	62.2	132	106	80.3	92	37	40.2	78	55	70.5
	BUHLEBEMFUNDO SECONDARY SCHOOL	2018	8310938	3	10	10	100				28	23	82.1	67	44	65.7	189	189	100	116	105	90.5	66	62	93.9	115	85	73.9	135	94	69.6	47	27	57.4	39	29	74.4
	CAIPHUS NYOKA SECONDARY SCHOOL	2019	8311837	2							47	28	59.6	20	14	70	87	86	98.9	61	35	57.4	48	46	95.8	35	14	40	46	27	58.7	35	5	14.3	35	11	31.4
	CAIPHUS NYOKA SECONDARY SCHOOL	2018	8311837	2	11	7	63.6				77	27	35.1	24	19	79.2	113	113	100	72	47	65.3	59	56	94.9	33	21	63.6	58	43	74.1	36	9	25	25	12	48
	DALPARK SECONDARY SCHOOL	2019	8400217	2	22	19	86.4				39	24	61.5	49	31	63.3				153	133	86.9	102	97	95.1	110	97	88.2	135	129	95.6	55	48	87.3	44	41	93.2

Province Districts	Centre Name	Year	Centre Number	Quintile	Subject Description																																	
					Accounting			Agricultural Sciences			Business Studies			Economics			English First Additional Language			Geography			History			Life Sciences			Mathematical Literacy			Mathematics			Physical Sciences			
					Total Wrote	Achieved30-100%	% Achieved at 30% and Above	Total Wrote	Achieved30-100%	% Achieved at 30% and Above	Total Wrote	Achieved30-100%	% Achieved at 30% and Above	Total Wrote	Achieved30-100%	% Achieved at 30% and Above	Total Wrote	Achieved30-100%	% Achieved at 30% and Above	Total Wrote	Achieved30-100%	% Achieved at 30% and Above	Total Wrote	Achieved30-100%	% Achieved at 30% and Above	Total Wrote	Achieved30-100%	% Achieved at 30% and Above	Total Wrote	Achieved30-100%	% Achieved at 30% and Above	Total Wrote	Achieved30-100%	% Achieved at 30% and Above				
GAUTENG EAST	DALPARK SECONDARY SCHOOL	2018	8400217	2	15	14	93.3				25	24	96	29	26	89.7				117	98	83.8	74	69	93.2	67	67	100	94	86	91.5	50	44	88	42	34	81	
	DAVEY SECONDARY SCHOOL	2019	8310979	3	7	4	57.1				15	12	80	16	15	93.8	75	75	100	45	37	82.2	10	10	100	32	18	56.3	40	33	82.5	17	6	35.3	11	8	72.7	
	DAVEY SECONDARY SCHOOL	2018	8310979	3	8	1	12.5				26	13	50	26	21	80.8	127	127	100	39	30	76.9	10	9	90	24	17	70.8	57	33	57.9	19	4	21.1	10	5	50	
	DIE HEUWEL CHRISTIAN SCHOOL	2019	8400062	99																																		
	DIE HEUWEL CHRISTIAN SCHOOL	2018	8400062	99							3	3	100																									
	DR HARRY GWALA SECONDARY SCHOOL	2019	8311001	2	14	12	85.7				24	18	75	51	34	66.7	159	159	100	44	42	95.5	39	39	100	24	23	95.8	58	50	86.2	33	14	42.4	20	20	100	
	DR HARRY GWALA SECONDARY SCHOOL	2018	8311001	2	5	5	100				32	26	81.3	35	29	82.9	123	123	100	31	29	93.5	37	36	97.3	17	16	94.1	61	45	73.8	20	12	60	17	17	100	
	DR W K DU PLESSIS-SKOOL	2019	8350058	4							16	5	31.3				21	21	100																			
	DR W K DU PLESSIS-SKOOL	2018	8350058	4							29	12	41.4				20	20	100																			
	ESIBONELWESIHLE SECONDARY	2019	8350686	3	6	6	100				44	28	63.6	24	16	66.7	176	175	99.4	125	100	80	80	79	98.8	121	72	59.5	112	85	75.9	37	27	73	32	26	81.3	
	ESIBONELWESIHLE SECONDARY	2018	8350686	3	8	8	100				33	26	78.8	16	13	81.3	144	144	100	102	89	87.3	71	68	95.8	106	84	79.2	104	76	73.1	35	19	54.3	31	26	83.9	
	EUREKA HIGH SCHOOL	2019	8350074	4	8	8	100				45	25	55.6	23	12	52.2				91	74	81.3	57	56	98.2	43	38	88.4	90	77	85.6	26	19	73.1	16	14	87.5	
	EUREKA HIGH SCHOOL	2018	8350074	4	10	5	50				44	28	63.6	33	24	72.7				91	68	74.7	46	44	95.7	65	56	86.2	81	64	79	48	13	27.1	38	27	71.1	

Province Districts	Centre Name	Year	Centre Number	Quintile	Subject Description																																
					Accounting			Agricultural Sciences			Business Studies			Economics			English First Additional Language			Geography			History			Life Sciences			Mathematical Literacy			Mathematics			Physical Sciences		
					Total Wrote	Achieved30-100%	% Achieved at 30% and Above	Total Wrote	Achieved30-100%	% Achieved at 30% and Above	Total Wrote	Achieved30-100%	% Achieved at 30% and Above	Total Wrote	Achieved30-100%	% Achieved at 30% and Above	Total Wrote	Achieved30-100%	% Achieved at 30% and Above	Total Wrote	Achieved30-100%	% Achieved at 30% and Above	Total Wrote	Achieved30-100%	% Achieved at 30% and Above	Total Wrote	Achieved30-100%	% Achieved at 30% and Above	Total Wrote	Achieved30-100%	% Achieved at 30% and Above	Total Wrote	Achieved30-100%	% Achieved at 30% and Above	Total Wrote	Achieved30-100%	% Achieved at 30% and Above
GAUTENG EAST	GELUKSDAL SECONDARY SCHOOL	2019	8310029	4	18	13	72.2				57	35	61.4	34	27	79.4				134	102	76.1	92	89	96.7	98	70	71.4	109	86	78.9	73	33	45.2	59	38	64.4
	GELUKSDAL SECONDARY SCHOOL	2018	8310029	4	19	11	57.9				58	33	56.9	57	35	61.4				119	93	78.2	101	93	92.1	88	60	68.2	116	95	81.9	62	28	45.2	43	40	93
	HB NYATHI SECONDARY SCHOOL	2019	8311092	3	5	5	100	31	30	96.8	42	32	76.2	19	15	78.9	224	223	99.6	82	71	86.6	89	88	98.9	57	51	89.5	88	75	85.2	31	19	61.3	41	38	92.7
	HB NYATHI SECONDARY SCHOOL	2018	8311092	3	13	13	100	13	12	92.3	56	33	58.9	13	13	100	148	146	98.6	69	51	73.9	89	88	98.9	33	31	93.9	96	67	69.8	24	9	37.5	19	13	68.4
	HOËRSKOOL DIE ANKER	2019	8310300	5	7	7	100				37	25	67.6	15	12	80	209	209	100	12	11	91.7				20	20	100	94	93	98.9	47	30	63.8	26	23	88.5
	HOËRSKOOL DIE ANKER	2018	8310300	5	13	13	100				43	36	83.7	10	10	100	189	189	100	17	16	94.1				31	29	93.5	80	77	96.3	51	45	88.2	31	29	93.5
	HOËRSKOOL HUGENOTE	2019	8350116	4	22	22	100				70	54	77.1	1	1	100	211	211	100	64	61	95.3				72	64	88.9	103	101	98.1	76	71	93.4	53	47	88.7
	HOËRSKOOL HUGENOTE	2018	8350116	4	37	37	100				60	54	90	7	7	100	205	205	100	54	54	100				63	60	95.2	117	115	98.3	72	71	98.6	49	47	95.9
	HOËRSKOOL JOHAN JURGENS	2019	8350124	5	23	23	100				98	92	93.9	54	48	88.9	4	4	100	24	24	100				34	33	97.1	98	93	94.9	47	39	83	36	30	83.3
	HOËRSKOOL JOHAN JURGENS	2018	8350124	5	44	44	100				91	82	90.1	70	69	98.6	11	11	100	27	26	96.3				24	24	100	101	95	94.1	36	32	88.9	20	17	85
	HOËRSKOOL JOHN VORSTER	2019	8350132	5	9	9	100				46	38	82.6				75	75	100	19	18	94.7				27	23	85.2	50	50	100	31	26	83.9	22	19	86.4
	HOËRSKOOL JOHN VORSTER	2018	8350132	5	14	14	100				68	41	60.3				82	82	100	29	28	96.6				34	28	82.4	69	68	98.6	28	25	89.3	17	15	88.2
HOËRSKOOL STOFFBERG	2019	8310359	5	12	12	100				33	22	66.7	16	16	100	111	111	100								13	13	100	84	83	98.8	27	23	85.2	20	18	90



Province Districts	Subject Description																																						
	Centre Name	Year	Centre Number	Quintile	Accounting			Agricultural Sciences			Business Studies			Economics			English First Additional Language			Geography			History			Life Sciences			Mathematical Literacy			Mathematics			Physical Sciences				
					Total Wrote	Achieved30-100%	% Achieved at 30% and Above	Total Wrote	Achieved30-100%	% Achieved at 30% and Above	Total Wrote	Achieved30-100%	% Achieved at 30% and Above	Total Wrote	Achieved30-100%	% Achieved at 30% and Above	Total Wrote	Achieved30-100%	% Achieved at 30% and Above	Total Wrote	Achieved30-100%	% Achieved at 30% and Above	Total Wrote	Achieved30-100%	% Achieved at 30% and Above	Total Wrote	Achieved30-100%	% Achieved at 30% and Above	Total Wrote	Achieved30-100%	% Achieved at 30% and Above	Total Wrote	Achieved30-100%	% Achieved at 30% and Above					
GAUTENG EAST	HOËRSKOOL STOFFBERG	2018	8310359	5	32	28	87.5				39	28	71.8	31	31	100	128	128	100							9	9	100	90	88	97.8	28	27	96.4	20	17	85		
	JAMESON GIRLS HIGH SCHOOL	2019	8359001	99	5	5	100				23	14	60.9	33	22	66.7									19	19	100	38	19	50	31	28	90.3	12	6	50	10	6	60
	JAMESON GIRLS HIGH SCHOOL	2018	8359001	99	9	6	66.7				25	21	84	27	24	88.9								16	16	100	32	22	68.8	25	25	100	16	12	75	14	13	92.9	
	JE MALEPE SECONDARY SCHOOL	2019	8311142	4	6	6	100				84	56	66.7	86	57	66.3	238	238	100	111	95	85.6	99	98	99	73	54	74	182	151	83	48	29	60.4	42	35	83.3		
	JE MALEPE SECONDARY SCHOOL	2018	8311142	4	8	6	75				75	51	68	74	61	82.4	219	219	100	99	90	90.9	91	90	98.9	69	50	72.5	167	131	78.4	41	34	82.9	40	39	97.5		
	KENNETH MASEKELA SECONDARY	2019	8350793	3	10	5	50				51	33	64.7	50	29	58	226	226	100	141	91	64.5	102	99	97.1	57	51	89.5	145	107	73.8	59	34	57.6	52	42	80.8		
	KENNETH MASEKELA SECONDARY	2018	8350793	3	3	3	100				35	27	77.1	35	31	88.6	165	165	100	120	76	63.3	95	94	98.9	35	34	97.1	128	90	70.3	36	32	88.9	35	31	88.6		
	LABAN MOTLHABI COMPREHENSIVE SCHOOL	2019	8350843	4	7	7	100				45	39	86.7	44	37	84.1	104	104	100	40	35	87.5				51	21	41.2	77	72	93.5	17	10	58.8	13	12	92.3		
	LABAN MOTLHABI COMPREHENSIVE SCHOOL	2018	8350843	4	11	10	90.9				33	27	81.8	33	28	84.8	124	124	100	24	21	87.5				45	33	73.3	59	42	71.2	19	10	52.6	21	17	81		
	LANGAVILLE SECONDARY SCHOOL	2019	8400223	2	13	13	100				26	21	80.8	26	22	84.6	166	166	100	136	125	91.9	95	95	100	91	72	79.1	117	109	93.2	45	26	57.8	43	33	76.7		
LANGAVILLE SECONDARY SCHOOL	2018	8400223	2	19	16	84.2				40	28	70	38	34	89.5	135	135	100	84	80	95.2	73	70	95.9	61	51	83.6	86	68	79.1	36	25	69.4	23	19	82.6			

Province Districts	Centre Name	Year	Centre Number	Quintile	Subject Description																																	
					Accounting			Agricultural Sciences			Business Studies			Economics			English First Additional Language			Geography			History			Life Sciences			Mathematical Literacy			Mathematics			Physical Sciences			
					Total Wrote	Achieved30-100%	% Achieved at 30% and Above	Total Wrote	Achieved30-100%	% Achieved at 30% and Above	Total Wrote	Achieved30-100%	% Achieved at 30% and Above	Total Wrote	Achieved30-100%	% Achieved at 30% and Above	Total Wrote	Achieved30-100%	% Achieved at 30% and Above	Total Wrote	Achieved30-100%	% Achieved at 30% and Above	Total Wrote	Achieved30-100%	% Achieved at 30% and Above	Total Wrote	Achieved30-100%	% Achieved at 30% and Above	Total Wrote	Achieved30-100%	% Achieved at 30% and Above	Total Wrote	Achieved30-100%	% Achieved at 30% and Above				
GAUTENG EAST	LEFA-IFA SECONDARY SCHOOL	2019	8350850	4	16	14	87.5				16	12	75	16	14	87.5	149	143	96	109	74	67.9	77	76	98.7	32	20	62.5	79	58	73.4	33	11	33.3	25	18	72	
	LEFA-IFA SECONDARY SCHOOL	2018	8350850	4	10	6	60				10	9	90	11	9	81.8	124	124	100	100	83	83	73	71	97.3	33	31	93.9	76	52	68.4	35	20	57.1	30	28	93.3	
	LEKAMOSO SECONDARY SCHOOL	2019	8400216	1	13	12	92.3				50	42	84	36	35	97.2	165	165	100	106	99	93.4	50	49	98	73	61	83.6	88	67	76.1	65	18	27.7	54	35	64.8	
	LEKAMOSO SECONDARY SCHOOL	2018	8400216	1	32	30	93.8				70	37	52.9	35	29	82.9	186	186	100	114	82	71.9	74	72	97.3	58	43	74.1	123	82	66.7	46	20	43.5	30	21	70	
	M O M SEBONI SECONDARY SCHOOL	2019	8350918	4	8	6	75				39	25	64.1	8	6	75	231	231	100	171	153	89.5	115	112	97.4	153	107	69.9	155	134	86.5	54	42	77.8	51	48	94.1	
	M O M SEBONI SECONDARY SCHOOL	2018	8350918	4	5	5	100				15	12	80	5	5	100	111	111	100	93	84	90.3	56	56	100	79	60	75.9	79	72	91.1	28	27	96.4	26	26	100	
	MAMELLONG COMPREHENSIVE	2019	8311324	4	9	6	66.7				13	11	84.6	13	7	53.8	124	123	99.2	59	52	88.1	33	32	97	45	34	75.6	48	45	93.8	27	17	63	20	19	95	
	MAMELLONG COMPREHENSIVE	2018	8311324	4	9	8	88.9				19	14	73.7	20	18	90	165	164	99.4	93	89	95.7	59	53	89.8	70	61	87.1	81	73	90.1	37	26	70.3	28	24	85.7	
	MURIEL BRANDSKOOL	2019	8310581	4							9	5	55.6				13	13	100																			
	MURIEL BRANDSKOOL	2018	8310581	4							11	10	90.9				9	9	100																			
	NIGEL HIGH SCHOOL	2019	8350371	5	29	25	86.2				132	110	83.3	30	28	93.3				65	61	93.8	105	104	99	104	81	77.9	136	134	98.5	59	47	79.7	34	26	76.5	
	NIGEL HIGH SCHOOL	2018	8350371	5	22	21	95.5				91	80	87.9							32	32	100	85	85	100	70	67	95.7	73	73	100	47	39	83	31	23	74.2	
NIGEL SECONDARY SCHOOL	2019	8350033	4																28	27	96.4	28	28	100	21	18	85.7	25	25	100	20	16	80	19	16	84.2		





Province Districts	Subject Description																																							
	Centre Name	Year	Centre Number	Quintile	Accounting			Agricultural Sciences			Business Studies			Economics			English First Additional Language			Geography			History			Life Sciences			Mathematical Literacy			Mathematics			Physical Sciences					
					Total Wrote	Achieved30-100%	% Achieved at 30% and Above	Total Wrote	Achieved30-100%	% Achieved at 30% and Above	Total Wrote	Achieved30-100%	% Achieved at 30% and Above	Total Wrote	Achieved30-100%	% Achieved at 30% and Above	Total Wrote	Achieved30-100%	% Achieved at 30% and Above	Total Wrote	Achieved30-100%	% Achieved at 30% and Above	Total Wrote	Achieved30-100%	% Achieved at 30% and Above	Total Wrote	Achieved30-100%	% Achieved at 30% and Above	Total Wrote	Achieved30-100%	% Achieved at 30% and Above	Total Wrote	Achieved30-100%	% Achieved at 30% and Above						
GAUTENG EAST	SPRINGS MUSLIM SCHOOL	2019	8350504	99	7	7	100				7	7	100	3	3	100							9	9	100	10	10	100	3	3	100	14	14	100	12	12	100			
	SPRINGS MUSLIM SCHOOL	2018	8350504	99	5	5	100				7	7	100	8	8	100							10	10	100	9	9	100	9	9	100	7	7	100	8	8	100			
	SPRINGS SECONDARY SCHOOL	2019	8350041	5	14	14	100				23	20	87	24	22	91.7							100	97	97				113	88	77.9	109	104	95.4	34	32	94.1	34	34	100
	SPRINGS SECONDARY SCHOOL	2018	8350041	5	15	15	100				21	18	85.7	46	39	84.8							88	87	98.9				72	71	98.6	92	92	100	34	32	94.1	34	28	82.4
	SPRINGS TECHNICAL SCHOOL	2019	8350108	4													1	1	100															25	22	88	15	15	100	
	SPRINGS TECHNICAL SCHOOL	2018	8350108	4																													25	25	100	20	18	90		
	TANDI ELEANOR SIBEKO SCHOOL	2019	8400153	4	22	18	81.8				55	27	49.1	22	17	77.3	116	116	100	57	35	61.4	38	37	97.4	18	13	72.2	88	74	84.1	21	4	19	18	9	50			
	TANDI ELEANOR SIBEKO SCHOOL	2018	8400153	4	19	10	52.6				41	31	75.6	19	15	78.9	98	98	100	56	37	66.1	35	32	91.4	21	18	85.7	79	64	81	18	8	44.4	21	11	52.4			
	THOLULWAZI SECONDARY SCHOOL	2019	8311548	3	7	6	85.7				66	57	86.4	29	16	55.2	163	163	100	84	81	96.4	100	99	99	68	64	94.1	117	103	88	36	24	66.7	30	27	90			
	THOLULWAZI SECONDARY SCHOOL	2018	8311548	3	13	11	84.6				42	30	71.4	55	31	56.4	161	161	100	73	66	90.4	76	71	93.4	26	25	96.2	93	74	79.6	36	20	55.6	24	18	75			
	TLAKULA SECONDARY SCHOOL	2019	8351171	3	20	15	75				100	50	50	50	19	38	185	184	99.5	64	45	70.3	60	53	88.3	53	38	71.7	116	89	76.7	56	28	50	51	36	70.6			
	TLAKULA SECONDARY SCHOOL	2018	8351171	3	44	17	38.6				83	47	56.6	45	35	77.8	152	152	100	57	46	80.7	44	37	84.1	40	37	92.5	113	76	67.3	31	27	87.1	40	37	92.5			

Province Districts	Centre Name	Year	Centre Number	Quintile	Subject Description																																
					Accounting			Agricultural Sciences			Business Studies			Economics			English First Additional Language			Geography			History			Life Sciences			Mathematical Literacy			Mathematics			Physical Sciences		
					Total Wrote	Achieved30-100%	% Achieved at 30% and Above	Total Wrote	Achieved30-100%	% Achieved at 30% and Above	Total Wrote	Achieved30-100%	% Achieved at 30% and Above	Total Wrote	Achieved30-100%	% Achieved at 30% and Above	Total Wrote	Achieved30-100%	% Achieved at 30% and Above	Total Wrote	Achieved30-100%	% Achieved at 30% and Above	Total Wrote	Achieved30-100%	% Achieved at 30% and Above	Total Wrote	Achieved30-100%	% Achieved at 30% and Above	Total Wrote	Achieved30-100%	% Achieved at 30% and Above	Total Wrote	Achieved30-100%	% Achieved at 30% and Above	Total Wrote	Achieved30-100%	% Achieved at 30% and Above
GAUTENG EAST	TSAKANE EXT 8 SECONDARY SCHOOL	2019	8400697	3						28	18	64.3	12	11	91.7	103	103	100	73	51	69.9	60	51	85	28	28	100	72	54	75	28	25	89.3	28	28	100	
	TSAKANE EXT 8 SECONDARY SCHOOL	2018	8400697	3	10	5	50				29	10	34.5	29	15	51.7	147	145	98.6	118	84	71.2	76	63	82.9	41	39	95.1	132	74	56.1	14	11	78.6	41	25	61
	TSAKANE SECONDARY SCHOOL	2019	8311589	3	20	17	85				72	51	70.8	78	64	82.1	230	230	100	130	94	72.3	86	84	97.7	47	43	91.5	144	128	88.9	67	34	50.7	48	36	75
	TSAKANE SECONDARY SCHOOL	2018	8311589	3	19	17	89.5				50	37	74	47	45	95.7	184	184	100	113	97	85.8	81	81	100	47	41	87.2	118	105	89	48	42	87.5	35	29	82.9
	VEZUKHONO SECONDARY SCHOOL	2019	8311852	1	12	12	100				28	23	82.1	34	24	70.6	135	134	99.3	73	58	79.5	75	69	92	63	43	68.3	87	72	82.8	16	12	75	10	10	100
	VEZUKHONO SECONDARY SCHOOL	2018	8311852	1	21	14	66.7				21	20	95.2	29	23	79.3	106	106	100	60	40	66.7	57	56	98.2	68	48	70.6	78	50	64.1	22	11	50	20	12	60
	ZIKHETHELE SECONDARY SCHOOL	2019	8351296	3	6	5	83.3				25	20	80	31	24	77.4	82	81	98.8	42	37	88.1	28	28	100	15	12	80	55	33	60	21	7	33.3	15	10	66.7
	ZIKHETHELE SECONDARY SCHOOL	2018	8351296	3	16	11	68.8				19	13	68.4	35	23	65.7	88	86	97.7	43	22	51.2	27	26	96.3	18	17	94.4	45	27	60	33	10	30.3	17	11	64.7
	ZIMISELE SECONDARY SCHOOL	2019	8351304	3	10	8	80				43	32	74.4	23	17	73.9	112	111	99.1	57	54	94.7	56	53	94.6	51	44	86.3	50	48	96	33	22	66.7	24	24	100
	ZIMISELE SECONDARY SCHOOL	2018	8351304	3	21	15	71.4				72	41	56.9	59	35	59.3	161	158	98.1	76	67	88.2	56	52	92.9	91	66	72.5	84	65	77.4	54	23	42.6	35	30	85.7

Province Districts	Centre Name	Year	Centre Number	Quintile	Subject Description																																		
					Accounting			Agricultural Sciences			Business Studies			Economics			English First Additional Language			Geography			History			Life Sciences			Mathematical Literacy			Mathematics			Physical Sciences				
					Total Wrote	Achieved30-100%	% Achieved at 30% and Above	Total Wrote	Achieved30-100%	% Achieved at 30% and Above	Total Wrote	Achieved30-100%	% Achieved at 30% and Above	Total Wrote	Achieved30-100%	% Achieved at 30% and Above	Total Wrote	Achieved30-100%	% Achieved at 30% and Above	Total Wrote	Achieved30-100%	% Achieved at 30% and Above	Total Wrote	Achieved30-100%	% Achieved at 30% and Above	Total Wrote	Achieved30-100%	% Achieved at 30% and Above	Total Wrote	Achieved30-100%	% Achieved at 30% and Above	Total Wrote	Achieved30-100%	% Achieved at 30% and Above					
	ABBOTTS COLLEGE SILVER LAKES	2019	8400183	99								43	39	90.7	11	11	100				23	22	95.7	22	22	100	22	21	95.5	42	42	100	42	34	81	29	27	93.1	
	ABBOTTS COLLEGE SILVER LAKES	2018	8400183	99	4	4	100				42	38	90.5	11	11	100				20	20	100	31	31	100	22	21	95.5	52	52	100	34	32	94.1	31	28	90.3		
	BAVIAANSPOORT EMTHONJENI YOUTH CEN	2019	8219004	99							5	5	100	5	3	60	3	3	100									5	5	100									
	BAVIAANSPOORT EMTHONJENI YOUTH CEN	2018	8219004	99	4	1	25				6	5	83.3	6	5	83.3	6	6	100	1	1	100	1	1	100			7	7	100									
GAUTENG NORTH	CHIPA-TABANE SECONDARY SCHOOL	2019	8211334	2	9	7	77.8	28	23	82.1	26	23	88.5	29	19	65.5	196	195	99.5	93	87	93.5	40	39	97.5	61	56	91.8	93	77	82.8	47	36	76.6	44	40	90.9		
	CHIPA-TABANE SECONDARY SCHOOL	2018	8211334	2	13	5	38.5	27	19	70.4	29	21	72.4	24	20	83.3	179	179	100	94	79	84	46	44	95.7	57	54	94.7	99	84	84.8	44	34	77.3	45	31	68.9		
	CULTURA HIGH SCHOOL	2019	8210062	4	17	16	94.1				93	79	84.9	58	44	75.9				66	50	75.8				73	47	64.4	76	74	97.4	39	35	89.7	25	24	96		
	CULTURA HIGH SCHOOL	2018	8210062	4	14	11	78.6				59	52	88.1	35	31	88.6				56	50	89.3				64	53	82.8	52	49	94.2	43	39	90.7	33	26	78.8		
	DAN KUTUMELA SEC SCHOOL	2019	8211359	2	15	14	93.3				54	36	66.7	17	15	88.2	167	167	100	93	84	90.3	74	74	100	89	52	58.4	111	88	79.3	35	22	62.9	19	18	94.7		
	DAN KUTUMELA SEC SCHOOL	2018	8211359	2	13	13	100				62	50	80.6	13	13	100	152	151	99.3	62	54	87.1	47	41	87.2	53	47	88.7	90	54	60	33	26	78.8	20	20	100		
	DOXA DEO EDENDALE INDEP SCHOOL	2019	8211599	99	17	17	100				54	38	70.4	31	26	83.9				19	18	94.7				15	14	93.3	51	50	98	19	18	94.7	9	8	88.9		



Province Districts	Centre Name	Year	Centre Number	Quintile	Subject Description																																
					Accounting			Agricultural Sciences			Business Studies			Economics			English First Additional Language			Geography			History			Life Sciences			Mathematical Literacy			Mathematics			Physical Sciences		
					Total Wrote	Achieved30-100%	% Achieved at 30% and Above	Total Wrote	Achieved30-100%	% Achieved at 30% and Above	Total Wrote	Achieved30-100%	% Achieved at 30% and Above	Total Wrote	Achieved30-100%	% Achieved at 30% and Above	Total Wrote	Achieved30-100%	% Achieved at 30% and Above	Total Wrote	Achieved30-100%	% Achieved at 30% and Above	Total Wrote	Achieved30-100%	% Achieved at 30% and Above	Total Wrote	Achieved30-100%	% Achieved at 30% and Above	Total Wrote	Achieved30-100%	% Achieved at 30% and Above	Total Wrote	Achieved30-100%	% Achieved at 30% and Above			
GAUTENG NORTH	DOXA DEO EDENDALE INDEP SCHOOL	2018	8211599	99	16	15	93.8				34	22	64.7	25	23	92				23	22	95.7				35	32	91.4	45	45	100	27	22	81.5	22	17	77.3
	EKANGALA SECONDARY SCHOOL	2019	8920186	4	17	15	88.2				65	56	86.2	30	25	83.3	261	261	100	61	55	90.2	48	45	93.8	87	64	73.6	73	62	84.9	78	43	55.1	57	43	75.4
	EKANGALA SECONDARY SCHOOL	2018	8920186	4	20	20	100				86	59	68.6	53	39	73.6	238	238	100	52	44	84.6	30	29	96.7	80	66	82.5	107	91	85	59	50	84.7	58	46	79.3
	GEKOMBINEERDE SKOOL CULLINAN	2019	8210096	5	3	3	100				35	22	62.9				24	24	100							24	21	87.5	37	37	100	23	18	78.3	18	12	66.7
	GEKOMBINEERDE SKOOL CULLINAN	2018	8210096	5	12	10	83.3				47	28	59.6				35	35	100							41	39	95.1	37	37	100	44	25	56.8	25	19	76
	HOËRSKOOL ERASMUS	2019	8210179	5	25	24	96				50	47	94				89	89	100	59	58	98.3				67	59	88.1	65	64	98.5	67	57	85.1	49	37	75.5
	HOËRSKOOL ERASMUS	2018	8210179	5	17	17	100				27	26	96.3				65	65	100	37	37	100				38	34	89.5	51	51	100	33	31	93.9	28	24	85.7
	LESEDI SECONDARY SCHOOL	2019	8221291	2	12	11	91.7				44	41	93.2	13	12	92.3	90	90	100	44	37	84.1				18	17	94.4	43	41	95.3	13	11	84.6	12	12	100
	LESEDI SECONDARY SCHOOL	2018	8221291	2	12	12	100				37	33	89.2	13	13	100	66	66	100	50	44	88				48	32	66.7	36	34	94.4	22	19	86.4	20	19	95
	LINGITJHUDU SECONDARY SCHOOL	2019	8920538	2	9	9	100				28	22	78.6	3	3	100	88	88	100	59	45	76.3	24	24	100	38	31	81.6	47	39	83	17	10	58.8	18	14	77.8
	LINGITJHUDU SECONDARY SCHOOL	2018	8920538	2	20	6	30				30	21	70	21	15	71.4	115	115	100	82	54	65.9	27	26	96.3	64	51	79.7	70	59	84.3	24	17	70.8	25	22	88
	MAHLENGA SECONDARY SCHOOL	2019	8921692	1	14	14	100				32	25	78.1	19	17	89.5	44	44	100	21	20	95.2				19	17	89.5	20	17	85	18	13	72.2	14	14	100
	MAHLENGA SECONDARY SCHOOL	2018	8921692	1	10	10	100				45	43	95.6	26	26	100	66	66	100	48	46	95.8				31	30	96.8	40	39	97.5	20	20	100	17	17	100



Province Districts	Centre Name	Year	Centre Number	Quintile	Subject Description																																
					Accounting			Agricultural Sciences			Business Studies			Economics			English First Additional Language			Geography			History			Life Sciences			Mathematical Literacy			Mathematics			Physical Sciences		
					Total Wrote	Achieved30-100%	% Achieved at 30% and Above	Total Wrote	Achieved30-100%	% Achieved at 30% and Above	Total Wrote	Achieved30-100%	% Achieved at 30% and Above	Total Wrote	Achieved30-100%	% Achieved at 30% and Above	Total Wrote	Achieved30-100%	% Achieved at 30% and Above	Total Wrote	Achieved30-100%	% Achieved at 30% and Above	Total Wrote	Achieved30-100%	% Achieved at 30% and Above	Total Wrote	Achieved30-100%	% Achieved at 30% and Above	Total Wrote	Achieved30-100%	% Achieved at 30% and Above	Total Wrote	Achieved30-100%	% Achieved at 30% and Above			
GAUTENG NORTH	WOZANIBONE INTERM SCHOOL	2019	8211789	1							34	32	94.1	32	31	96.9	43	43	100	40	40	100				7	7	100	29	29	100	7	7	100	7	7	100
	WOZANIBONE INTERM SCHOOL	2018	8211789	1							18	17	94.4	21	17	81	40	40	100	34	30	88.2				14	14	100	24	19	79.2	13	10	76.9	13	11	84.6
	ZITHOBENI SECONDARY SCHOOL	2019	8400516	1							30	23	76.7				60	60	100	35	31	88.6				37	21	56.8	34	23	67.6	14	7	50	14	9	64.3
	ZITHOBENI SECONDARY SCHOOL	2018	8400516	1							42	36	85.7				62	62	100	51	36	70.6				55	34	61.8	41	32	78	13	9	69.2	16	9	56.3
GAUTENG WEST	AB PHOKOMPE SECONDARY SCHOOL	2019	8270595	5	11	10	90.9				58	54	93.1	58	48	82.8	141	141	100	75	65	86.7	25	24	96	35	34	97.1	115	93	80.9	23	15	65.2	21	20	95.2
	AB PHOKOMPE SECONDARY SCHOOL	2018	8270595	5	24	23	95.8				61	40	65.6	60	56	93.3	126	126	100	49	35	71.4	38	36	94.7	17	15	88.2	103	59	57.3	12	9	75	7	7	100
	AHMED TIMOL SECONDARY	2019	8250027	5	43	43	100				115	108	93.9							71	64	90.1	97	96	99	135	128	94.8	135	133	98.5	50	47	94	29	25	86.2
	AHMED TIMOL SECONDARY	2018	8250027	5	51	50	98				105	99	94.3							83	81	97.6	85	85	100	122	121	99.2	119	119	100	60	60	100	29	29	100
	AZAADVILLE MUSLIM SCHOOL	2019	8252346	99	20	20	100				6	6	100										9	9	100	24	24	100	6	6	100	24	24	100	21	19	90.5
	AZAADVILLE MUSLIM SCHOOL	2018	8252346	99	18	18	100				7	7	100										7	7	100	11	11	100	3	3	100	15	15	100	11	11	100
	BADIRILE SECONDARY SCHOOL	2019	8270603	4	22	20	90.9				98	87	88.8	22	16	72.7	205	205	100	111	106	95.5				159	138	86.8	96	93	96.9	83	44	53	82	73	89
	BADIRILE SECONDARY SCHOOL	2018	8270603	4	18	17	94.4				79	52	65.8	17	14	82.4	158	158	100	69	65	94.2				131	104	79.4	97	81	83.5	42	32	76.2	64	55	85.9

Province Districts	Subject Description																																				
	Centre Name	Year	Centre Number	Quintile	Accounting			Agricultural Sciences			Business Studies			Economics			English First Additional Language			Geography			History			Life Sciences			Mathematical Literacy			Mathematics			Physical Sciences		
					Total Wrote	Achieved30-100%	% Achieved at 30% and Above	Total Wrote	Achieved30-100%	% Achieved at 30% and Above	Total Wrote	Achieved30-100%	% Achieved at 30% and Above	Total Wrote	Achieved30-100%	% Achieved at 30% and Above	Total Wrote	Achieved30-100%	% Achieved at 30% and Above	Total Wrote	Achieved30-100%	% Achieved at 30% and Above	Total Wrote	Achieved30-100%	% Achieved at 30% and Above	Total Wrote	Achieved30-100%	% Achieved at 30% and Above	Total Wrote	Achieved30-100%	% Achieved at 30% and Above	Total Wrote	Achieved30-100%	% Achieved at 30% and Above			
GAUTENG WEST	CARLETON JONES HIGH SCHOOL	2019	8270041	5	13	12	92.3				75	69	92	54	44	81.5				111	107	96.4				97	81	83.5	134	133	99.3	45	39	86.7	32	32	100
	CARLETON JONES HIGH SCHOOL	2018	8270041	5	23	23	100				52	52	100	50	50	100				73	73	100				72	72	100	88	88	100	38	37	97.4	33	30	90.9
	DESIGNATED CENTRE JAN VILJOEN	2019	8800011	99																						0	0					1	0	0	0	0	
	DESIGNATED CENTRE JAN VILJOEN	2018	8800011	99	3	2	66.7				19	6	31.6	15	5	33.3				20	7	35	9	8	88.9	10	4	40	26	9	34.6	9	1	11.1	3	1	33.3
	FOCHVILLE HIGH SCHOOL	2019	8930376	4	26	22	84.6				31	27	87.1	14	13	92.9	89	89	100	36	35	97.2				36	34	94.4	46	46	100	27	26	96.3	13	13	100
	FOCHVILLE HIGH SCHOOL	2018	8930376	4	32	29	90.6				36	32	88.9	15	12	80	124	124	100	43	43	100				68	61	89.7	79	79	100	33	32	97	33	30	90.9
	FOCHVILLE SEC SCHOOL	2019	8400734	5							22	17	77.3										14	14	100	22	17	77.3	13	12	92.3	9	2	22.2	9	4	44.4
	FOCHVILLE SEC SCHOOL	2018	8400734	5							17	10	58.8										17	15	88.2	17	5	29.4	17	13	76.5						
	GLENHARVIE COMBINED SCHOOL	2019	8270306	5	10	9	90				25	23	92							31	31	100				37	33	89.2	30	30	100	19	14	73.7	12	10	83.3
	GLENHARVIE COMBINED SCHOOL	2018	8270306	5	13	10	76.9				25	22	88							35	35	100				44	44	100	36	34	94.4	25	23	92	19	18	94.7
	HOËR TEGNIESE SKOOL N DIEDERICHS	2019	8250183	5													23	23	100													26	21	80.8	26	21	80.8
	HOËR TEGNIESE SKOOL N DIEDERICHS	2018	8250183	5													24	24	100	7	3	42.9							8	7	87.5	29	25	86.2	29	18	62.1

Province Districts	Subject Description																																				
	Centre Name	Year	Centre Number	Quintile	Accounting			Agricultural Sciences			Business Studies			Economics			English First Additional Language			Geography			History			Life Sciences			Mathematical Literacy			Mathematics			Physical Sciences		
					Total Wrote	Achieved30-100%	% Achieved at 30% and Above	Total Wrote	Achieved30-100%	% Achieved at 30% and Above	Total Wrote	Achieved30-100%	% Achieved at 30% and Above	Total Wrote	Achieved30-100%	% Achieved at 30% and Above	Total Wrote	Achieved30-100%	% Achieved at 30% and Above	Total Wrote	Achieved30-100%	% Achieved at 30% and Above	Total Wrote	Achieved30-100%	% Achieved at 30% and Above	Total Wrote	Achieved30-100%	% Achieved at 30% and Above	Total Wrote	Achieved30-100%	% Achieved at 30% and Above	Total Wrote	Achieved30-100%	% Achieved at 30% and Above	Total Wrote	Achieved30-100%	% Achieved at 30% and Above
GAUTENG WEST	HOËRSKOOL BASTION	2019	8250191	5	14	13	92.9				39	29	74.4				129	129	100	19	19	100				35	32	91.4	84	84	100	35	24	68.6	18	18	100
	HOËRSKOOL BASTION	2018	8250191	5	15	14	93.3				41	29	70.7				116	116	100	7	7	100				35	34	97.1	71	71	100	33	27	81.8	19	19	100
	HOËRSKOOL BEKKER	2019	8250209	4	16	16	100	15	15	100	43	38	88.4				29	29	100	18	17	94.4				39	39	100	51	50	98	37	28	75.7	21	20	95.2
	HOËRSKOOL BEKKER	2018	8250209	4	10	10	100	26	26	100	46	40	87				39	39	100	29	29	100				38	38	100	70	70	100	40	40	100	30	29	96.7
	HOËRSKOOL CARLETONVILLE	2019	8270090	5	24	23	95.8				48	48	100				41	41	100	63	62	98.4	38	37	97.4	56	46	82.1	125	123	98.4	22	21	95.5	16	16	100
	HOËRSKOOL CARLETONVILLE	2018	8270090	5	15	14	93.3				16	15	93.8				52	52	100	51	50	98	14	14	100	59	54	91.5	82	82	100	28	26	92.9	25	24	96
	HOËRSKOOL JAN DE KLERK	2019	8250241	5	15	13	86.7				41	34	82.9	19	12	63.2				14	13	92.9				40	35	87.5	45	42	93.3	41	21	51.2	27	22	81.5
	HOËRSKOOL JAN DE KLERK	2018	8250241	5	32	25	78.1				39	28	71.8	30	23	76.7				4	4	100				31	30	96.8	53	49	92.5	29	25	86.2	17	16	94.1
	HOËRSKOOL JAN VILJOEN	2019	8270116	4	6	6	100				29	21	72.4	11	9	81.8	104	104	100							20	16	80	52	47	90.4	27	15	55.6	15	14	93.3
	HOËRSKOOL JAN VILJOEN	2018	8270116	4	2	2	100				39	23	59	11	4	36.4	89	89	100							49	47	95.9	58	54	93.1	31	17	54.8	22	21	95.5
	HOËRSKOOL MONUMENT	2019	8250258	5	71	71	100				174	156	89.7	34	32	94.1	215	215	100	76	74	97.4				107	100	93.5	189	189	100	104	103	99	65	65	100
	HOËRSKOOL MONUMENT	2018	8250258	5	73	73	100				179	152	84.9	45	45	100	211	211	100	72	72	100				111	111	100	133	133	100	141	134	95	91	91	100
HOËRSKOOL NOORDHEUWEL	2019	8250266	5	85	85	100	14	14	100	97	90	92.8	33	32	97	303	303	100	79	79	100	56	56	100	78	76	97.4	147	147	100	157	157	100	93	93	100	

Province Districts	Subject Description																																				
	Centre Name	Year	Centre Number	Quintile	Accounting			Agricultural Sciences			Business Studies			Economics			English First Additional Language			Geography			History			Life Sciences			Mathematical Literacy			Mathematics			Physical Sciences		
					Total Wrote	Achieved30-100%	% Achieved at 30% and Above	Total Wrote	Achieved30-100%	% Achieved at 30% and Above	Total Wrote	Achieved30-100%	% Achieved at 30% and Above	Total Wrote	Achieved30-100%	% Achieved at 30% and Above	Total Wrote	Achieved30-100%	% Achieved at 30% and Above	Total Wrote	Achieved30-100%	% Achieved at 30% and Above	Total Wrote	Achieved30-100%	% Achieved at 30% and Above	Total Wrote	Achieved30-100%	% Achieved at 30% and Above	Total Wrote	Achieved30-100%	% Achieved at 30% and Above	Total Wrote	Achieved30-100%	% Achieved at 30% and Above			
GAUTENG WEST	HOËRSKOOL NOORDHEUWEL	2018	8250266	5	79	79	100	15	15	100	144	116	80.6	39	39	100	314	314	100	86	86	100	33	33	100	110	109	99.1	156	156	100	158	157	99.4	81	81	100
	HOËRSKOOL RIEBEECKRAND	2019	8270124	5	15	15	100				46	39	84.8	15	11	73.3	123	123	100	18	18	100				48	35	72.9	96	96	100	27	22	81.5	20	20	100
	HOËRSKOOL RIEBEECKRAND	2018	8270124	5	29	29	100				51	44	86.3	23	23	100	167	167	100	53	53	100				65	57	87.7	127	126	99.2	40	36	90	18	15	83.3
	HOËRSKOOL WESTONARIA	2019	8270132	5	17	14	82.4				59	43	72.9				2	2	100	54	50	92.6				73	61	83.6	73	69	94.5	44	35	79.5	30	23	76.7
	HOËRSKOOL WESTONARIA	2018	8270132	5	21	15	71.4				79	52	65.8				11	11	100	69	65	94.2				73	73	100	100	97	97	35	32	91.4	24	21	87.5
	HOËRSKOOL WONDERFONTEIN	2019	8270140	5							42	24	57.1				7	7	100	46	38	82.6				27	15	55.6	68	68	100	8	8	100	8	8	100
	HOËRSKOOL WONDERFONTEIN	2018	8270140	5	2	2	100				42	23	54.8				11	11	100	30	28	93.3				29	22	75.9	54	52	96.3	15	12	80	10	7	70
	IMFUNDO SECONDARY SCHOOL	2019	8934269	3	19	14	73.7				54	36	66.7	47	32	68.1	145	145	100	101	79	78.2	50	46	92	72	51	70.8	72	60	83.3	43	6	14	33	10	30.3
	IMFUNDO SECONDARY SCHOOL	2018	8934269	3	12	11	91.7				27	17	63	21	17	81	104	104	100	63	56	88.9	54	52	96.3	59	50	84.7	53	40	75.5	20	10	50	17	14	82.4
	ITHUTENG SEC SCHOOL	2019	8400047	1	10	9	90	19	18	94.7	16	11	68.8	10	6	60	86	86	100	75	52	69.3	43	42	97.7	69	40	58	69	46	66.7	16	6	37.5	12	10	83.3
	ITHUTENG SEC SCHOOL	2018	8400047	1	26	22	84.6	26	23	88.5	31	13	41.9	27	19	70.4	95	95	100	69	49	71	37	37	100	64	52	81.3	89	66	74.2	5	4	80	5	5	100
	KAGISO ADULT EDUCATION CENTRE	2018	8252288	99													1	1	100							1	1	100				1	1	100	1	1	100
	KAGISO SECONDARY SCHOOL	2019	8251504	4	12	10	83.3				21	15	71.4	23	18	78.3	97	97	100	49	48	98	47	47	100	69	65	94.2	62	54	87.1	28	10	35.7	22	20	90.9

Province Districts	Subject Description																																				
	Centre Name	Year	Centre Number	Quintile	Accounting			Agricultural Sciences			Business Studies			Economics			English First Additional Language			Geography			History			Life Sciences			Mathematical Literacy			Mathematics			Physical Sciences		
					Total Wrote	Achieved30-100%	% Achieved at 30% and Above	Total Wrote	Achieved30-100%	% Achieved at 30% and Above	Total Wrote	Achieved30-100%	% Achieved at 30% and Above	Total Wrote	Achieved30-100%	% Achieved at 30% and Above	Total Wrote	Achieved30-100%	% Achieved at 30% and Above	Total Wrote	Achieved30-100%	% Achieved at 30% and Above	Total Wrote	Achieved30-100%	% Achieved at 30% and Above	Total Wrote	Achieved30-100%	% Achieved at 30% and Above	Total Wrote	Achieved30-100%	% Achieved at 30% and Above	Total Wrote	Achieved30-100%	% Achieved at 30% and Above			
GAUTENG WEST	KAGISO SECONDARY SCHOOL	2018	8251504	4	17	13	76.5				18	14	77.8	19	17	89.5	80	80	100	32	32	100	46	44	95.7	55	54	98.2	46	33	71.7	25	11	44	14	12	85.7
	KGOTHALANG SECONDARY SCHOOL	2019	8270819	2	10	9	90				52	16	30.8	42	18	42.9	236	235	99.6	207	123	59.4	63	57	90.5	142	89	62.7	174	114	65.5	59	27	45.8	50	22	44
	KGOTHALANG SECONDARY SCHOOL	2018	8270819	2	7	7	100				25	18	72	20	20	100	126	126	100	90	74	82.2	17	15	88.2	79	70	88.6	79	60	75.9	40	22	55	33	32	97
	KRUGERSDORP HIGH SCHOOL	2019	8250563	5	45	42	93.3				131	115	87.8	65	53	81.5				56	56	100	87	87	100	94	89	94.7	154	153	99.4	114	98	86	66	64	97
	KRUGERSDORP HIGH SCHOOL	2018	8250563	5	42	40	95.2				142	122	85.9	82	76	92.7				65	65	100	70	70	100	105	101	96.2	129	128	99.2	134	120	89.6	63	61	96.8
	LETSATSING SECONDARY SCHOOL	2019	8270850	4	22	22	100				57	54	94.7	23	22	95.7	133	133	100	74	74	100	56	56	100	52	51	98.1	54	50	92.6	74	57	77	52	49	94.2
	LETSATSING SECONDARY SCHOOL	2018	8270850	4	15	15	100				19	19	100	19	17	89.5	114	114	100	94	90	95.7	41	40	97.6	55	54	98.2	39	32	82.1	70	61	87.1	55	52	94.5
	LODIRILE SEC SCHOOL	2019	8252867	2	27	25	92.6				120	97	80.8	27	22	81.5	204	204	100	127	120	94.5	51	51	100	76	64	84.2	102	66	64.7	83	68	81.9	68	66	97.1
	LODIRILE SEC SCHOOL	2018	8252867	2	23	23	100				91	76	83.5	26	22	84.6	182	181	99.5	97	90	92.8	29	29	100	69	66	95.7	112	83	74.1	44	44	100	68	55	80.9
	LUKHANYO HIGH SCHOOL	2019	8400202	2							79	64	81	21	16	76.2	43	43	100	20	20	100				20	20	100	78	73	93.6	21	16	76.2	19	18	94.7
	LUKHANYO HIGH SCHOOL	2018	8400202	2							44	32	72.7	14	7	50	55	55	100	11	11	100				11	9	81.8	49	37	75.5	6	5	83.3	9	5	55.6
	MADIBA SECONDARY SCHOOL	2019	8251181	4	30	25	83.3				73	52	71.2	22	20	90.9	197	197	100	69	67	97.1	44	44	100	35	32	91.4	121	111	91.7	32	25	78.1	23	22	95.7
	MADIBA SECONDARY SCHOOL	2018	8251181	4	33	23	69.7				58	43	74.1	23	22	95.7	222	222	100	59	57	96.6	29	29	100	60	55	91.7	116	101	87.1	31	24	77.4	60	34	56.7



Province Districts	Centre Name	Year	Centre Number	Quintile	Subject Description																																
					Accounting			Agricultural Sciences			Business Studies			Economics			English First Additional Language			Geography			History			Life Sciences			Mathematical Literacy			Mathematics			Physical Sciences		
					Total Wrote	Achieved30-100%	% Achieved at 30% and Above	Total Wrote	Achieved30-100%	% Achieved at 30% and Above	Total Wrote	Achieved30-100%	% Achieved at 30% and Above	Total Wrote	Achieved30-100%	% Achieved at 30% and Above	Total Wrote	Achieved30-100%	% Achieved at 30% and Above	Total Wrote	Achieved30-100%	% Achieved at 30% and Above	Total Wrote	Achieved30-100%	% Achieved at 30% and Above	Total Wrote	Achieved30-100%	% Achieved at 30% and Above	Total Wrote	Achieved30-100%	% Achieved at 30% and Above	Total Wrote	Achieved30-100%	% Achieved at 30% and Above			
GAUTENG WEST	MAGALIESBURG SEC SCHOOL	2019	8400733	5	10	9	90	20	20	100	24	21	87.5	17	12	70.6	62	62	100	14	12	85.7	12	11	91.7	20	20	100	29	26	89.7	28	21	75	20	17	85
	MAGALIESBURG SEC SCHOOL	2018	8400733	5	15	10	66.7				15	15	100	15	15	100	31	31	100	14	13	92.9	15	15	100				23	22	95.7	6	5	83.3			
	MAGALIESBURG STATE SCHOOL	2019	8251611	3	1	1	100				1	1	100	1	1	100	35	35	100	33	27	81.8	30	30	100	21	17	81	30	28	93.3	5	3	60	4	4	100
	MAGALIESBURG STATE SCHOOL	2018	8251611	3	17	17	100				17	16	94.1	17	17	100	67	67	100	48	33	68.8	36	35	97.2	26	24	92.3	52	49	94.2	14	10	71.4	12	12	100
	MANDISA SHICEKA SECONDARY SCHOOL	2019	8252262	5	34	34	100				34	34	100	35	29	82.9	233	233	100	189	188	99.5	50	50	100	190	179	94.2	94	90	95.7	125	75	60	104	90	86.5
	MANDISA SHICEKA SECONDARY SCHOOL	2018	8252262	5	35	32	91.4				36	33	91.7	35	34	97.1	169	169	100	129	125	96.9	52	51	98.1	130	125	96.2	114	103	90.4	50	49	98	55	50	90.9
	MATLA COMBINED SCHOOL	2019	8251678	2	8	6	75				40	30	75	9	7	77.8	66	66	100	18	18	100				18	15	83.3	33	28	84.8	25	10	40	17	14	82.4
	MATLA COMBINED SCHOOL	2018	8251678	2	9	9	100				26	20	76.9	22	17	77.3	57	57	100	23	21	91.3				10	10	100	32	27	84.4	19	5	26.3	10	9	90
	MOHLAKENG ADULT CENTRE	2018	8271379	99				1	1	100										1	1	100				1	1	100				1	0	0	1	1	100
	MOSUPATSELA SECONDARY SCHOOL	2019	8251736	4	26	19	73.1				22	22	100	23	17	73.9	154	154	100	92	84	91.3	74	74	100	117	94	80.3	73	69	94.5	67	46	68.7	54	46	85.2
	MOSUPATSELA SECONDARY SCHOOL	2018	8251736	4	75	60	80				55	46	83.6	43	39	90.7	237	237	100	109	82	75.2	135	135	100	167	130	77.8	171	153	89.5	60	52	86.7	61	48	78.7
	PHAHAMA SECONDARY SCHOOL	2019	8270991	3	9	9	100				29	25	86.2	27	27	100	174	174	100	122	120	98.4				123	110	89.4	84	79	94	63	38	60.3	40	35	87.5

Province Districts	Centre Name	Year	Centre Number	Quintile	Subject Description																																
					Accounting			Agricultural Sciences			Business Studies			Economics			English First Additional Language			Geography			History			Life Sciences			Mathematical Literacy			Mathematics			Physical Sciences		
					Total Wrote	Achieved30-100%	% Achieved at 30% and Above	Total Wrote	Achieved30-100%	% Achieved at 30% and Above	Total Wrote	Achieved30-100%	% Achieved at 30% and Above	Total Wrote	Achieved30-100%	% Achieved at 30% and Above	Total Wrote	Achieved30-100%	% Achieved at 30% and Above	Total Wrote	Achieved30-100%	% Achieved at 30% and Above	Total Wrote	Achieved30-100%	% Achieved at 30% and Above	Total Wrote	Achieved30-100%	% Achieved at 30% and Above	Total Wrote	Achieved30-100%	% Achieved at 30% and Above	Total Wrote	Achieved30-100%	% Achieved at 30% and Above			
GAUTENG WEST	PHAHAMA SECONDARY SCHOOL	2018	8270991	3	11	11	100				50	42	84	34	32	94.1	199	199	100	132	125	94.7				131	124	94.7	145	116	80	37	31	83.8	49	44	89.8
	RANDFONTEIN HIGH SCHOOL	2019	8270488	5	9	9	100				140	121	86.4							68	68	100				87	81	93.1	157	156	99.4	57	45	78.9	37	37	100
	RANDFONTEIN HIGH SCHOOL	2018	8270488	5	11	11	100				117	110	94							90	90	100				55	53	96.4	130	128	98.5	47	45	95.7	31	31	100
	RANDFONTEIN SECONDARY SCHOOL	2019	8270025	4	14	12	85.7				47	38	80.9	15	13	86.7	27	27	100	53	48	90.6	32	24	75	32	21	65.6	52	38	73.1	36	11	30.6	30	12	40
	RANDFONTEIN SECONDARY SCHOOL	2018	8270025	4	12	9	75				82	50	61	12	12	100	47	47	100	92	75	81.5	137	114	83.2	19	19	100	137	90	65.7	30	13	43.3	19	12	63.2
	RANDVIEW COLLEGE	2019	8400365	99	4	2	50				10	4	40	7	4	57.1				18	12	66.7	6	6	100	14	5	35.7	14	12	85.7	9	3	33.3	8	5	62.5
	RANDVIEW COLLEGE	2018	8400365	99							10	9	90	3	3	100				12	10	83.3	7	7	100	8	5	62.5	13	12	92.3	4	3	75	4	2	50
	RELEBOGILE SEC SCHOOL	2019	8271528	3	7	7	100				18	15	83.3	15	11	73.3	138	138	100	81	72	88.9	80	78	97.5	105	91	86.7	103	85	82.5	25	6	24	23	17	73.9
	RELEBOGILE SEC SCHOOL	2018	8271528	3	18	13	72.2				38	27	71.1	26	22	84.6	114	114	100	61	53	86.9	54	53	98.1	65	62	95.4	92	79	85.9	15	13	86.7	17	16	94.1
	RIETVALLEI EXT 5 SECONDARY SCHOOL	2019	8400524	2	21	20	95.2				46	39	84.8	26	26	100	101	101	100	54	49	90.7	56	56	100	37	32	86.5	72	58	80.6	28	9	32.1	19	17	89.5
	RIETVALLEI EXT 5 SECONDARY SCHOOL	2018	8400524	2	14	10	71.4				22	21	95.5	14	14	100	57	57	100	35	34	97.1	19	19	100	30	29	96.7	26	25	96.2	31	17	54.8	24	21	87.5
	SCHAUMBURG COMBINED SCHOOL	2019	8251835	1							33	25	75.8				33	33	100	24	24	100				33	27	81.8	23	23	100	10	8	80	9	7	77.8
	SCHAUMBURG COMBINED SCHOOL	2018	8251835	1							50	34	68				51	51	100	27	24	88.9				49	43	87.8	28	28	100	22	18	81.8	22	13	59.1

Province Districts	Centre Name	Year	Centre Number	Quintile	Subject Description																																
					Accounting			Agricultural Sciences			Business Studies			Economics			English First Additional Language			Geography			History			Life Sciences			Mathematical Literacy			Mathematics			Physical Sciences		
					Total Wrote	Achieved30-100%	% Achieved at 30% and Above	Total Wrote	Achieved30-100%	% Achieved at 30% and Above	Total Wrote	Achieved30-100%	% Achieved at 30% and Above	Total Wrote	Achieved30-100%	% Achieved at 30% and Above	Total Wrote	Achieved30-100%	% Achieved at 30% and Above	Total Wrote	Achieved30-100%	% Achieved at 30% and Above	Total Wrote	Achieved30-100%	% Achieved at 30% and Above	Total Wrote	Achieved30-100%	% Achieved at 30% and Above	Total Wrote	Achieved30-100%	% Achieved at 30% and Above	Total Wrote	Achieved30-100%	% Achieved at 30% and Above			
GAUTENG WEST	SG MAFAESA SECONDARY SCHOOL	2019	8251892	4	11	9	81.8				22	22	100	10	10	100	118	118	100	108	106	98.1	71	71	100	77	66	85.7	78	74	94.9	39	31	79.5	37	33	89.2
	SG MAFAESA SECONDARY SCHOOL	2018	8251892	4	14	10	71.4				35	19	54.3	15	11	73.3	181	181	100	163	124	76.1	123	122	99.2	114	95	83.3	136	108	79.4	41	23	56.1	41	34	82.9
	SIMUNYE SEC SCHOOL	2019	8400120	1	14	11	78.6				87	64	73.6	14	8	57.1	139	135	97.1	124	102	82.3				116	60	51.7	81	57	70.4	53	13	24.5	45	22	48.9
	SIMUNYE SEC SCHOOL	2018	8400120	1	25	17	68				142	67	47.2	25	18	72	198	197	99.5	171	131	76.6				173	80	46.2	140	85	60.7	57	21	36.8	54	34	63
	T M LETLHAKE SEC SCHOOL	2019	8271502	1	6	4	66.7				37	20	54.1	37	18	48.6	247	246	99.6	207	125	60.4	128	90	70.3	81	56	69.1	158	74	46.8	87	22	25.3	81	49	60.5
	T M LETLHAKE SEC SCHOOL	2018	8271502	1	10	6	60				54	38	70.4	54	44	81.5	191	191	100	133	87	65.4	80	59	73.8	53	50	94.3	139	69	49.6	48	35	72.9	54	46	85.2
	THATHULWAZI WR HIGH SCHOOL	2019	8400222	2	16	13	81.3				21	19	90.5	16	15	93.8	135	135	100	112	74	66.1	62	62	100	48	33	68.8	112	72	64.3	20	7	35	13	11	84.6
	THATHULWAZI WR HIGH SCHOOL	2018	8400222	2	25	18	72				51	42	82.4	25	25	100	196	196	100	139	121	87.1	68	68	100	72	46	63.9	154	103	66.9	37	14	37.8	21	13	61.9
	THUTO KITSO COMP	2019	8932124	3							12	9	75				125	125	100	76	55	72.4	41	40	97.6	43	26	60.5	53	38	71.7	36	12	33.3	36	20	55.6
	THUTO KITSO COMP	2018	8932124	3	9	8	88.9				18	10	55.6				166	166	100	93	49	52.7	66	64	97	50	35	70	97	53	54.6	13	9	69.2	27	14	51.9
	THUTO LEFA SECONDARY SCHOOL	2019	8251991	3	25	24	96				62	55	88.7	20	20	100	154	154	100	74	60	81.1	75	75	100	33	28	84.8	90	76	84.4	27	17	63	20	16	80
	THUTO LEFA SECONDARY SCHOOL	2018	8251991	3	23	15	65.2				32	22	68.8	17	17	100	134	134	100	57	56	98.2	55	55	100	40	36	90	63	53	84.1	34	20	58.8	22	19	86.4
	THUTO LEHAKWE SEC SCHOOL	2019	8270934	3	16	14	87.5				46	35	76.1	42	28	66.7	153	153	100	75	72	96	76	76	100	76	51	67.1	107	104	97.2	26	21	80.8	20	19	95

Province Districts	Centre Name	Year	Centre Number	Quintile	Subject Description																																
					Accounting			Agricultural Sciences			Business Studies			Economics			English First Additional Language			Geography			History			Life Sciences			Mathematical Literacy			Mathematics			Physical Sciences		
					Total Wrote	Achieved30-100%	% Achieved at 30% and Above	Total Wrote	Achieved30-100%	% Achieved at 30% and Above	Total Wrote	Achieved30-100%	% Achieved at 30% and Above	Total Wrote	Achieved30-100%	% Achieved at 30% and Above	Total Wrote	Achieved30-100%	% Achieved at 30% and Above	Total Wrote	Achieved30-100%	% Achieved at 30% and Above	Total Wrote	Achieved30-100%	% Achieved at 30% and Above	Total Wrote	Achieved30-100%	% Achieved at 30% and Above	Total Wrote	Achieved30-100%	% Achieved at 30% and Above	Total Wrote	Achieved30-100%	% Achieved at 30% and Above			
GAUTENG WEST	THUTO LEHAKWE SEC SCHOOL	2018	8270934	3	24	13	54.2				40	32	80	39	32	82.1	143	143	100	83	73	88	70	68	97.1	74	67	90.5	95	85	89.5	34	26	76.5	25	23	92
	THUTO PELE SECONDARY SCHOOL	2019	8400203	2	13	11	84.6				38	35	92.1	38	32	84.2	114	114	100	74	64	86.5	55	55	100	74	60	81.1	92	89	96.7	20	20	100	20	19	95
	THUTO PELE SECONDARY SCHOOL	2018	8400203	2	37	29	78.4				37	30	81.1	37	36	97.3	108	108	100	71	64	90.1	50	50	100	71	60	84.5	87	84	96.6	21	21	100	21	21	100
	TOWNVIEW HIGH SCHOOL	2019	8251124	5	19	19	100				95	89	93.7	60	38	63.3				65	64	98.5				60	57	95	83	83	100	48	29	60.4	24	23	95.8
	TOWNVIEW HIGH SCHOOL	2018	8251124	5	9	8	88.9				46	37	80.4	34	27	79.4				41	40	97.6				60	58	96.7	45	42	93.3	52	42	80.8	37	35	94.6
	TSWASONGU SECONDARY SCHOOL	2019	8271148	3	15	14	93.3				27	26	96.3	28	26	92.9	129	129	100	100	83	83	67	67	100	86	67	77.9	82	70	85.4	27	20	74.1	30	23	76.7
	TSWASONGU SECONDARY SCHOOL	2018	8271148	3	4	4	100				16	14	87.5	17	16	94.1	133	133	100	101	84	83.2	80	79	98.8	99	91	91.9	94	85	90.4	18	15	83.3	37	30	81.1
	UNI HIGH WEST RAND	2019	8400508	99	2	2	100				17	13	76.5							14	12	85.7				8	5	62.5	13	13	100	7	4	57.1	5	4	80
	UNI HIGH WEST RAND	2018	8400508	99	3	2	66.7				18	9	50							15	12	80				13	13	100	14	13	92.9	12	9	75	9	8	88.9
	WEDELA TECHNICAL HIGH SCHOOL	2019	8932332	3	26	20	76.9				28	25	89.3	17	16	94.1	127	127	100	23	21	91.3				23	20	87	20	18	90	54	16	29.6	48	34	70.8
	WEDELA TECHNICAL HIGH SCHOOL	2018	8932332	3	23	20	87				29	25	86.2	17	17	100	123	123	100	32	25	78.1				36	28	77.8	15	14	93.3	58	22	37.9	47	34	72.3

Province Districts	Centre Name	Year	Centre Number	Quintile	Subject Description																																
					Accounting			Agricultural Sciences			Business Studies			Economics			English First Additional Language			Geography			History			Life Sciences			Mathematical Literacy			Mathematics			Physical Sciences		
					Total Wrote	Achieved30-100%	% Achieved at 30% and Above	Total Wrote	Achieved30-100%	% Achieved at 30% and Above	Total Wrote	Achieved30-100%	% Achieved at 30% and Above	Total Wrote	Achieved30-100%	% Achieved at 30% and Above	Total Wrote	Achieved30-100%	% Achieved at 30% and Above	Total Wrote	Achieved30-100%	% Achieved at 30% and Above	Total Wrote	Achieved30-100%	% Achieved at 30% and Above	Total Wrote	Achieved30-100%	% Achieved at 30% and Above	Total Wrote	Achieved30-100%	% Achieved at 30% and Above	Total Wrote	Achieved30-100%	% Achieved at 30% and Above			
JOHANNESBURG CENTRAL	ABBOTTS COLLEGE JOHANNESBURG SOUTH	2019	8400408	99	6	5	83.3				31	27	87.1	6	6	100				11	11	100				19	17	89.5	22	22	100	22	17	77.3	11	10	90.9
	ABBOTTS COLLEGE JOHANNESBURG SOUTH	2018	8400408	99	12	12	100				39	33	84.6	12	11	91.7				21	21	100				30	26	86.7	25	25	100	34	22	64.7	19	10	52.6
	ADELAIDE TAMBO (J C MERKIN WHITE CITY)	2019	8133652	99	4	3	75				6	5	83.3	13	9	69.2	28	28	100	12	9	75	17	17	100	15	8	53.3	20	14	70	8	2	25	7	6	85.7
	ADELAIDE TAMBO (J C MERKIN WHITE CITY)	2018	8133652	99	5	3	60				8	4	50	9	9	100	33	33	100	17	13	76.5	19	18	94.7	24	18	75	22	15	68.2	11	8	72.7	9	8	88.9
	ALTMONT TECHNICAL HIGH SCHOOL	2019	8121210	1	24	23	95.8				80	68	85	56	44	78.6	131	131	100	82	73	89				56	28	50	71	70	98.6	50	32	64	39	29	74.4
	ALTMONT TECHNICAL HIGH SCHOOL	2018	8121210	1	23	23	100				74	56	75.7	66	55	83.3	164	164	100	100	83	83				74	49	66.2	78	68	87.2	60	33	55	49	21	42.9
	AURORA COMPREHENSIVE SCHOOL	2019	8110536	3	6	6	100				23	19	82.6	18	11	61.1	103	103	100	60	42	70	36	35	97.2	16	15	93.8	68	40	58.8	35	5	14.3	12	10	83.3
	AURORA COMPREHENSIVE SCHOOL	2018	8110536	3	33	25	75.8				84	37	44	73	35	47.9	144	144	100	54	27	50	25	20	80	35	34	97.1	84	38	45.2	60	7	11.7	35	18	51.4
	BASA PROTEA GLEN (INDEP CENTRE)	2019	8400820	99	26	14	53.8				26	25	96.2	26	20	76.9	36	36	100	87	86	98.9	41	41	100	66	50	75.8	40	38	95	72	46	63.9	46	41	89.1
	BASA PROTEA GLEN (INDEP CENTRE)	2018	8400820	99	17	15	88.2				17	16	94.1	17	17	100	9	9	100	58	55	94.8	33	32	97	38	33	86.8	39	38	97.4	36	27	75	25	22	88

Province Districts	Centre Name	Year	Centre Number	Quintile	Subject Description																																
					Accounting			Agricultural Sciences			Business Studies			Economics			English First Additional Language			Geography			History			Life Sciences			Mathematical Literacy			Mathematics			Physical Sciences		
					Total Wrote	Achieved30-100%	% Achieved at 30% and Above	Total Wrote	Achieved30-100%	% Achieved at 30% and Above	Total Wrote	Achieved30-100%	% Achieved at 30% and Above	Total Wrote	Achieved30-100%	% Achieved at 30% and Above	Total Wrote	Achieved30-100%	% Achieved at 30% and Above	Total Wrote	Achieved30-100%	% Achieved at 30% and Above	Total Wrote	Achieved30-100%	% Achieved at 30% and Above	Total Wrote	Achieved30-100%	% Achieved at 30% and Above	Total Wrote	Achieved30-100%	% Achieved at 30% and Above	Total Wrote	Achieved30-100%	% Achieved at 30% and Above			
JOHANNESBURG CENTRAL	BHUKULANI SECONDARY SCHOOL	2019	8121236	3	86	66	76.7				86	83	96.5	86	84	97.7	247	247	100	156	138	88.5	126	123	97.6	156	107	68.6	172	159	92.4	72	53	73.6	34	33	97.1
	BHUKULANI SECONDARY SCHOOL	2018	8121236	3	50	35	70				59	55	93.2	39	39	100	197	197	100	157	142	90.4	99	99	100	124	94	75.8	126	120	95.2	71	59	83.1	58	55	94.8
	CURTIS NKONDO SEC SCHOOL	2019	8400876	1	56	56	100				23	23	100	24	24	100										41	41	100				119	87	73.1	96	74	77.1
	DALIWONGA SECONDARY SCHOOL	2019	8132043	4	22	18	81.8				75	68	90.7	74	64	86.5	156	156	100	90	75	83.3	54	52	96.3	23	23	100	132	108	81.8	21	21	100	21	21	100
	DALIWONGA SECONDARY SCHOOL	2018	8132043	4	11	7	63.6				61	49	80.3	62	51	82.3	130	130	100	81	67	82.7	48	42	87.5	22	22	100	111	87	78.4	17	16	94.1	22	21	95.5
	DR BEYERS NAUDE SECONDARY SCHOOL	2019	8132746	4	5	1	20				44	26	59.1	8	6	75	67	65	97	23	19	82.6	39	32	82.1	20	15	75	57	39	68.4	10	9	90	20	13	65
	DR BEYERS NAUDE SECONDARY SCHOOL	2018	8132746	4	10	9	90				42	26	61.9	18	13	72.2	70	70	100	25	21	84	24	22	91.7	26	25	96.2	50	30	60	19	10	52.6	26	13	50
	DR BW VILAKAZI SECONDARY SCHOOL	2019	8110601	3	6	4	66.7				71	27	38	75	51	68	210	208	99	95	76	80	152	130	85.5	99	56	56.6	132	107	81.1	34	17	50	33	21	63.6
	DR BW VILAKAZI SECONDARY SCHOOL	2018	8110601	3	60	33	55				64	29	45.3	106	73	68.9	178	178	100	67	34	50.7	71	53	74.6	102	64	62.7	115	86	74.8	47	16	34	40	23	57.5
	ELDOMAINE HIGH SCHOOL	2019	8120030	4							69	47	68.1	37	24	64.9				120	111	92.5	145	140	96.6	88	51	58	145	124	85.5	17	9	52.9	17	12	70.6
	ELDOMAINE HIGH SCHOOL	2018	8120030	4							83	53	63.9	52	40	76.9				36	36	100	88	80	90.9	70	58	82.9	85	70	82.4	36	17	47.2	39	22	56.4
	ELDORADO PARK SECONDARY SCHOOL	2019	8120097	4	13	12	92.3				117	97	82.9	117	84	71.8				87	67	77	73	58	79.5	20	19	95	182	146	80.2	28	12	42.9	20	18	90

Province Districts	Centre Name	Year	Centre Number	Quintile	Subject Description																																
					Accounting			Agricultural Sciences			Business Studies			Economics			English First Additional Language			Geography			History			Life Sciences			Mathematical Literacy			Mathematics			Physical Sciences		
					Total Wrote	Achieved30-100%	% Achieved at 30% and Above	Total Wrote	Achieved30-100%	% Achieved at 30% and Above	Total Wrote	Achieved30-100%	% Achieved at 30% and Above	Total Wrote	Achieved30-100%	% Achieved at 30% and Above	Total Wrote	Achieved30-100%	% Achieved at 30% and Above	Total Wrote	Achieved30-100%	% Achieved at 30% and Above	Total Wrote	Achieved30-100%	% Achieved at 30% and Above	Total Wrote	Achieved30-100%	% Achieved at 30% and Above	Total Wrote	Achieved30-100%	% Achieved at 30% and Above	Total Wrote	Achieved30-100%	% Achieved at 30% and Above			
JOHANNESBURG CENTRAL	ELDORADO PARK SECONDARY SCHOOL	2018	8120097	4	19	16	84.2				117	76	65	112	95	84.8				115	96	83.5	88	86	97.7	19	18	94.7	185	151	81.6	34	17	50	19	15	78.9
	EMDENI SECONDARY SCHOOL	2019	8110643	4	22	15	68.2				37	31	83.8	24	13	54.2	102	102	100	54	48	88.9	53	50	94.3	45	36	80	61	53	86.9	29	9	31	22	14	63.6
	EMDENI SECONDARY SCHOOL	2018	8110643	4	28	20	71.4				42	38	90.5	31	26	83.9	78	78	100	26	23	88.5	26	23	88.5	41	37	90.2	44	34	77.3	31	14	45.2	18	16	88.9
	FOREST HIGH SCHOOL	2019	8120501	5	32	26	81.3				97	48	49.5							183	112	61.2	153	140	91.5	92	63	68.5	150	112	74.7	55	28	50.9	37	30	81.1
	FOREST HIGH SCHOOL	2018	8120501	5	53	27	50.9				98	60	61.2							157	116	73.9	132	120	90.9	78	51	65.4	148	111	75	58	36	62.1	46	34	73.9
	FREEDOM PARK SECONDARY SCHOOL	2019	8400531	1	53	21	39.6				132	60	45.5	53	28	52.8	414	413	99.8	282	162	57.4	272	244	89.7	282	139	49.3	272	176	64.7	143	34	23.8	90	56	62.2
	FREEDOM PARK SECONDARY SCHOOL	2018	8400531	1	19	18	94.7				79	50	63.3	19	18	94.7	204	204	100	127	98	77.2	130	130	100	126	96	76.2	131	84	64.1	75	35	46.7	56	40	71.4
	HOËRSKOOL DIE FAKKEL	2019	8120550	5	12	11	91.7				75	59	78.7	44	32	72.7	0	0		17	17	100	54	54	100	24	22	91.7	93	89	95.7	22	16	72.7	15	13	86.7
	HOËRSKOOL DIE FAKKEL	2018	8120550	5	10	10	100				91	48	52.7	48	30	62.5				35	32	91.4	25	24	96	52	50	96.2	120	103	85.8	40	17	42.5	37	23	62.2
	HOËRSKOOL PRESIDENT	2019	8120576	5	35	32	91.4				149	114	76.5	40	37	92.5	17	17	100				59	58	98.3	139	126	90.6	148	146	98.6	86	80	93	35	34	97.1
	HOËRSKOOL PRESIDENT	2018	8120576	5	30	28	93.3				124	94	75.8	49	48	98	13	13	100	26	25	96.2				109	101	92.7	119	119	100	89	81	91	44	42	95.5
	IBHONGO SECONDARY SCHOOL	2019	8121392	2	10	9	90				70	47	67.1	21	18	85.7	171	171	100	144	104	72.2	142	137	96.5	100	72	72	154	126	81.8	17	9	52.9	19	16	84.2
IBHONGO SECONDARY SCHOOL	2018	8121392	2	20	18	90				52	34	65.4	18	18	100	126	126	100	102	84	82.4	80	79	98.8	76	67	88.2	111	104	93.7	17	12	70.6	28	25	89.3	





Province Districts	Centre Name	Year	Centre Number	Quintile	Subject Description																																
					Accounting			Agricultural Sciences			Business Studies			Economics			English First Additional Language			Geography			History			Life Sciences			Mathematical Literacy			Mathematics			Physical Sciences		
					Total Wrote	Achieved30-100%	% Achieved at 30% and Above	Total Wrote	Achieved30-100%	% Achieved at 30% and Above	Total Wrote	Achieved30-100%	% Achieved at 30% and Above	Total Wrote	Achieved30-100%	% Achieved at 30% and Above	Total Wrote	Achieved30-100%	% Achieved at 30% and Above	Total Wrote	Achieved30-100%	% Achieved at 30% and Above	Total Wrote	Achieved30-100%	% Achieved at 30% and Above	Total Wrote	Achieved30-100%	% Achieved at 30% and Above	Total Wrote	Achieved30-100%	% Achieved at 30% and Above	Total Wrote	Achieved30-100%	% Achieved at 30% and Above			
JOHANNESBURG CENTRAL	KWADEDANGENDLALE SECONDARY SCHOOL	2018	8110510	3	35	34	97.1				136	124	91.2	113	103	91.2	189	189	100	76	74	97.4	106	104	98.1	76	68	89.5	149	128	85.9	40	33	82.5	25	23	92
	LANCEA VALE SECONDARY SCHOOL	2019	8120212	4	7	7	100				125	75	60	14	11	78.6				64	42	65.6	151	150	99.3	133	87	65.4	156	136	87.2	35	26	74.3	21	16	76.2
	LANCEA VALE SECONDARY SCHOOL	2018	8120212	4	12	12	100				142	105	73.9	52	40	76.9				59	53	89.8	132	131	99.2	145	99	68.3	158	146	92.4	40	30	75	31	25	80.6
	LAVELA SECONDARY SCHOOL	2019	8110874	3	12	7	58.3				45	20	44.4	38	22	57.9	135	135	100	93	77	82.8	59	55	93.2	53	32	60.4	87	62	71.3	34	8	23.5	24	14	58.3
	LAVELA SECONDARY SCHOOL	2018	8110874	3	18	16	88.9				60	37	61.7	43	31	72.1	162	161	99.4	112	67	59.8	69	49	71	49	29	59.2	96	48	50	48	14	29.2	30	11	36.7
	LENASIA SECONDARY SCHOOL	2019	8110155	5	35	34	97.1				97	82	84.5							89	89	100	32	32	100	124	122	98.4	71	71	100	87	74	85.1	61	57	93.4
	LENASIA SECONDARY SCHOOL	2018	8110155	5	32	32	100				121	101	83.5							150	147	98				181	175	96.7	95	94	98.9	87	71	81.6	61	49	80.3
	LENZ PUBLIC SCHOOL	2019	8110890	4	9	9	100				47	44	93.6	13	11	84.6				33	33	100	21	21	100	36	33	91.7	43	43	100	25	22	88	22	19	86.4
	LENZ PUBLIC SCHOOL	2018	8110890	4	11	8	72.7				72	53	73.6	22	21	95.5				46	43	93.5	40	39	97.5	46	44	95.7	60	56	93.3	49	40	81.6	36	28	77.8
	LETARE SECONDARY SCHOOL	2019	8121491	4	10	9	90				48	24	50	18	11	61.1	80	80	100	20	20	100	33	32	97	20	18	90	40	37	92.5	27	19	70.4	17	15	88.2
	LETARE SECONDARY SCHOOL	2018	8121491	4	6	6	100				51	24	47.1	5	5	100	73	73	100	24	24	100	35	33	94.3	15	15	100	45	41	91.1	20	18	90	15	13	86.7
	MAFORI MPHAHLELE COMPREHENSIVE SCHOOL	2019	8121525	4	42	28	66.7				86	71	82.6	41	39	95.1	205	205	100	108	83	76.9	92	92	100	142	91	64.1	121	108	89.3	65	36	55.4	53	43	81.1

Province Districts	Centre Name	Year	Centre Number	Quintile	Subject Description																																
					Accounting			Agricultural Sciences			Business Studies			Economics			English First Additional Language			Geography			History			Life Sciences			Mathematical Literacy			Mathematics			Physical Sciences		
					Total Wrote	Achieved30-100%	% Achieved at 30% and Above	Total Wrote	Achieved30-100%	% Achieved at 30% and Above	Total Wrote	Achieved30-100%	% Achieved at 30% and Above	Total Wrote	Achieved30-100%	% Achieved at 30% and Above	Total Wrote	Achieved30-100%	% Achieved at 30% and Above	Total Wrote	Achieved30-100%	% Achieved at 30% and Above	Total Wrote	Achieved30-100%	% Achieved at 30% and Above	Total Wrote	Achieved30-100%	% Achieved at 30% and Above	Total Wrote	Achieved30-100%	% Achieved at 30% and Above	Total Wrote	Achieved30-100%	% Achieved at 30% and Above			
JOHANNESBURG CENTRAL	MAFORI MPHAHLELE COMPREHENSIVE SCHOOL	2018	8121525	4	17	14	82.4				62	48	77.4	17	16	94.1	166	166	100	102	84	82.4	101	101	100	135	98	72.6	107	87	81.3	45	26	57.8	40	30	75
	MAPETLA HIGH SCHOOL	2019	8110999	4	27	17	63				40	33	82.5	40	24	60	153	153	100	106	73	68.9	93	90	96.8	86	42	48.8	89	73	82	58	20	34.5	32	15	46.9
	MAPETLA HIGH SCHOOL	2018	8110999	4	23	23	100				49	44	89.8	49	39	79.6	133	133	100	82	58	70.7	86	76	88.4	56	38	67.9	85	71	83.5	47	34	72.3	22	18	81.8
	MH JOOSUB TECHNICAL SECONDARY SCHOOL	2019	8110247	5	6	5	83.3				102	70	68.6	21	13	61.9				57	55	96.5	54	54	100	89	77	86.5	92	90	97.8	22	11	50	16	15	93.8
	MH JOOSUB TECHNICAL SECONDARY SCHOOL	2018	8110247	5	12	12	100				87	72	82.8	12	12	100				68	65	95.6	41	41	100	106	96	90.6	72	66	91.7	44	29	65.9	32	27	84.4
	MISSOURILAAN SECONDARY SCHOOL	2019	8120253	4							56	26	46.4	0	0					30	25	83.3	20	19	95	33	19	57.6	70	58	82.9	35	4	11.4	35	10	28.6
	MISSOURILAAN SECONDARY SCHOOL	2018	8120253	4	12	8	66.7				62	39	62.9	4	4	100	17	17	100	70	53	75.7				44	37	84.1	62	57	91.9	32	13	40.6	34	16	47.1
	MNCUBE SECONDARY SCHOOL	2019	8132498	4	15	11	73.3				15	10	66.7	15	10	66.7	75	75	100	61	48	78.7	44	36	81.8	16	9	56.3	43	20	46.5	32	3	9.4	17	11	64.7
	MNCUBE SECONDARY SCHOOL	2018	8132498	4	7	3	42.9				7	5	71.4	7	6	85.7	39	38	97.4	31	26	83.9	18	16	88.9	13	9	69.2	18	11	61.1	15	5	33.3	13	9	69.2
	MOLETSANE SECONDARY SCHOOL	2019	8121574	4	9	9	100				60	56	93.3	26	23	88.5	121	121	100	73	70	95.9	73	71	97.3	70	61	87.1	75	71	94.7	42	31	73.8	34	33	97.1
	MOLETSANE SECONDARY SCHOOL	2018	8121574	4	23	23	100				80	70	87.5	41	36	87.8	135	135	100	72	68	94.4	61	61	100	75	71	94.7	61	59	96.7	71	59	83.1	48	45	93.8

Province Districts	Subject Description																																				
	Centre Name	Year	Centre Number	Quintile	Accounting			Agricultural Sciences			Business Studies			Economics			English First Additional Language			Geography			History			Life Sciences			Mathematical Literacy			Mathematics			Physical Sciences		
					Total Wrote	Achieved30-100%	% Achieved at 30% and Above	Total Wrote	Achieved30-100%	% Achieved at 30% and Above	Total Wrote	Achieved30-100%	% Achieved at 30% and Above	Total Wrote	Achieved30-100%	% Achieved at 30% and Above	Total Wrote	Achieved30-100%	% Achieved at 30% and Above	Total Wrote	Achieved30-100%	% Achieved at 30% and Above	Total Wrote	Achieved30-100%	% Achieved at 30% and Above	Total Wrote	Achieved30-100%	% Achieved at 30% and Above	Total Wrote	Achieved30-100%	% Achieved at 30% and Above	Total Wrote	Achieved30-100%	% Achieved at 30% and Above			
JOHANNESBURG CENTRAL	MONDEOR HIGH SCHOOL	2019	8120840	5	55	47	85.5				182	149	81.9							115	112	97.4	147	146	99.3	219	195	89	163	160	98.2	155	135	87.1	93	83	89.2
	MONDEOR HIGH SCHOOL	2018	8120840	5	70	68	97.1				167	144	86.2							129	124	96.1	90	90	100	183	168	91.8	131	128	97.7	149	127	85.2	81	72	88.9
	MORRIS ISAACSON SECONDARY SCHOOL	2019	8132571	3	18	13	72.2				55	29	52.7	19	15	78.9	82	81	98.8	41	28	68.3	37	33	89.2	19	17	89.5	39	30	76.9	14	8	57.1	11	9	81.8
	MORRIS ISAACSON SECONDARY SCHOOL	2018	8132571	3	33	10	30.3				103	47	45.6	34	22	64.7	151	151	100	87	50	57.5	72	54	75	35	21	60	68	40	58.8	42	9	21.4	28	10	35.7
	NALEDI SECONDARY SCHOOL	2019	8111112	4	5	3	60				5	5	100	5	4	80	60	60	100	45	40	88.9	42	40	95.2	8	6	75	34	30	88.2	13	3	23.1	8	5	62.5
	NALEDI SECONDARY SCHOOL	2018	8111112	4	5	5	100				6	6	100	5	5	100	74	74	100	65	46	70.8	44	39	88.6	19	14	73.7	38	30	78.9	24	7	29.2	19	7	36.8
	NEW GENERATION SCHOOL	2019	8400696	99	4	4	100				20	16	80													19	10	52.6	19	18	94.7	9	4	44.4	8	4	50
	NEW GENERATION SCHOOL	2018	8400696	99	9	6	66.7				7	4	57.1													16	11	68.8	10	10	100	6	3	50	6	4	66.7
	NGHUNGHUNYANI COMPREHENSIVE	2019	8111120	3	6	1	16.7				28	19	67.9	18	6	33.3	73	73	100	54	36	66.7	26	26	100	46	34	73.9	47	29	61.7	26	6	23.1	20	10	50
	NGHUNGHUNYANI COMPREHENSIVE	2018	8111120	3	8	7	87.5				32	18	56.3	17	12	70.6	78	78	100	62	44	71	27	27	100	45	41	91.1	51	33	64.7	27	13	48.1	19	8	42.1
	NIRVANA SECONDARY SCHOOL	2019	8110262	5	29	28	96.6				117	75	64.1							96	91	94.8	33	33	100	158	116	73.4	106	101	95.3	59	35	59.3	46	43	93.5
	NIRVANA SECONDARY SCHOOL	2018	8110262	5	34	34	100				81	46	56.8							72	70	97.2	37	36	97.3	145	127	87.6	76	65	85.5	73	59	80.8	62	58	93.5

Province Districts	Subject Description																																					
	Centre Name	Year	Centre Number	Quintile	Accounting			Agricultural Sciences			Business Studies			Economics			English First Additional Language			Geography			History			Life Sciences			Mathematical Literacy			Mathematics			Physical Sciences			
					Total Wrote	Achieved30-100%	% Achieved at 30% and Above	Total Wrote	Achieved30-100%	% Achieved at 30% and Above	Total Wrote	Achieved30-100%	% Achieved at 30% and Above	Total Wrote	Achieved30-100%	% Achieved at 30% and Above	Total Wrote	Achieved30-100%	% Achieved at 30% and Above	Total Wrote	Achieved30-100%	% Achieved at 30% and Above	Total Wrote	Achieved30-100%	% Achieved at 30% and Above	Total Wrote	Achieved30-100%	% Achieved at 30% and Above	Total Wrote	Achieved30-100%	% Achieved at 30% and Above	Total Wrote	Achieved30-100%	% Achieved at 30% and Above	Total Wrote	Achieved30-100%	% Achieved at 30% and Above	
JOHANNESBURG CENTRAL	NUR-UL-ISLAM SCHOOL	2019	8111666	99	6	6	100				12	12	100							9	9	100				16	16	100	5	5	100	11	11	100	5	5	100	
	NUR-UL-ISLAM SCHOOL	2018	8111666	99	4	4	100				11	10	90.9							8	8	100				15	15	100	6	6	100	9	9	100	7	7	100	
	PACE SECONDARY PRIVATE SCHOOL	2019	8121665	4	40	36	90				93	74	79.6	88	70	79.5																						
	PACE SECONDARY PRIVATE SCHOOL	2018	8121665	4	31	23	74.2				98	83	84.7	65	61	93.8																						
	PHAFOGANG SECONDARY SCHOOL	2019	8121681	4	18	9	50				19	15	78.9	18	9	50	74	73	98.6	49	43	87.8	38	37	97.4	48	29	60.4	46	32	69.6	23	8	34.8	13	10	76.9	
	PHAFOGANG SECONDARY SCHOOL	2018	8121681	4	19	10	52.6				17	16	94.1	17	13	76.5	92	91	98.9	68	52	76.5	38	34	89.5	67	47	70.1	68	43	63.2	17	3	17.6	31	14	45.2	
	PROTEA GLEN SECONDARY SCHOOL	2019	8400244	5	17	15	88.2				137	106	77.4	17	14	82.4	185	185	100	45	44	97.8	94	89	94.7	73	61	83.6	119	105	88.2	62	38	61.3	45	38	84.4	
	PROTEA GLEN SECONDARY SCHOOL	2018	8400244	5	16	11	68.8				167	124	74.3	16	15	93.8	257	257	100	78	76	97.4	159	141	88.7	82	79	96.3	151	110	72.8	92	60	65.2	77	67	87	
	PRUDENS SECONDARY SCHOOL	2019	8111195	3	6	5	83.3				6	6	100	7	5	71.4	34	34	100	22	21	95.5	15	15	100	5	5	100	17	15	88.2	9	5	55.6	5	5	100	
	PRUDENS SECONDARY SCHOOL	2018	8111195	3							15	15	100	14	14	100	44	44	100	25	24	96	11	11	100	14	14	100	25	16	64	14	13	92.9	14	12	85.7	
	REASOMA SEC SCHOOL	2019	8111203	5	16	15	93.8				90	43	47.8	37	28	75.7	196	196	100	91	80	87.9	126	123	97.6	31	31	100	141	102	72.3	47	32	68.1	31	24	77.4	
	REASOMA SEC SCHOOL	2018	8111203	5	25	16	64				102	63	61.8	74	61	82.4	181	181	100	41	38	92.7	55	54	98.2	47	44	93.6	117	89	76.1	51	35	68.6	44	32	72.7	
	SEANA MARENA SECONDARY SCHOOL	2019	8111237	4	17	14	82.4				82	45	54.9	39	27	69.2	132	132	100	78	62	79.5	85	81	95.3	41	29	70.7	77	54	70.1	39	7	17.9	22	17	77.3	

Province Districts	Centre Name	Year	Centre Number	Quintile	Subject Description																																	
					Accounting			Agricultural Sciences			Business Studies			Economics			English First Additional Language			Geography			History			Life Sciences			Mathematical Literacy			Mathematics			Physical Sciences			
					Total Wrote	Achieved30-100%	% Achieved at 30% and Above	Total Wrote	Achieved30-100%	% Achieved at 30% and Above	Total Wrote	Achieved30-100%	% Achieved at 30% and Above	Total Wrote	Achieved30-100%	% Achieved at 30% and Above	Total Wrote	Achieved30-100%	% Achieved at 30% and Above	Total Wrote	Achieved30-100%	% Achieved at 30% and Above	Total Wrote	Achieved30-100%	% Achieved at 30% and Above	Total Wrote	Achieved30-100%	% Achieved at 30% and Above	Total Wrote	Achieved30-100%	% Achieved at 30% and Above	Total Wrote	Achieved30-100%	% Achieved at 30% and Above				
JOHANNESBURG CENTRAL	SEANA MARENA SECONDARY SCHOOL	2018	8111237	4	16	10	62.5				58	38	65.5	46	29	63	145	144	99.3	76	60	78.9	87	79	90.8	65	52	80	82	54	65.9	42	20	47.6	27	21	77.8	
	SEKANONTOANE SECONDARY SCHOOL	2019	8111252	4	8	8	100				42	35	83.3	43	26	60.5	103	103	100	51	49	96.1	61	61	100	51	25	49	61	51	83.6	28	21	75	24	22	91.7	
	SEKANONTOANE SECONDARY SCHOOL	2018	8111252	4	15	10	66.7				60	44	73.3	58	43	74.1	140	138	98.6	71	57	80.3	95	91	95.8	70	36	51.4	100	72	72	25	15	60	22	20	90.9	
	SENAOANE SECONDARY SCHOOL	2019	8111260	4	22	12	54.5				22	21	95.5	22	14	63.6	151	150	99.3	128	82	64.1	101	90	89.1	70	55	78.6	101	63	62.4	50	17	34	28	25	89.3	
	SENAOANE SECONDARY SCHOOL	2018	8111260	4	20	11	55				37	31	83.8	35	30	85.7	135	135	100	100	78	78	69	63	91.3	62	54	87.1	85	60	70.6	50	23	46	30	26	86.7	
	SHREE BHARAT SHARDA MANDIR IND SCHOO	2019	8111682	99	37	37	100				20	17	85								12	12	100				35	35	100				52	44	84.6	52	44	84.6
	SHREE BHARAT SHARDA MANDIR IND SCHOO	2018	8111682	99	27	26	96.3				21	21	100								15	15	100				21	21	100				42	41	97.6	42	41	97.6
	SILVER OAKS SECONDARY SCHOOL	2019	8120303	4	23	18	78.3				69	53	76.8	22	19	86.4					64	35	54.7	83	76	91.6	66	48	72.7	103	67	65	22	14	63.6	18	13	72.2
	SILVER OAKS SECONDARY SCHOOL	2018	8120303	4	15	11	73.3				78	32	41	15	14	93.3					71	52	73.2	104	84	80.8	77	42	54.5	116	71	61.2	27	14	51.9	16	15	93.8
	SIR JOHN ADAMSON HIGH SCHOOL	2019	8121061	5	42	41	97.6				125	105	84	76	60	78.9					119	114	95.8	56	56	100	136	123	90.4	143	139	97.2	106	71	67	60	59	98.3
SIR JOHN ADAMSON HIGH SCHOOL	2018	8121061	5	53	53	100				121	105	86.8	82	76	92.7					75	72	96	66	65	98.5	118	111	94.1	135	133	98.5	105	82	78.1	75	65	86.7	

Province Districts	Centre Name	Year	Centre Number	Quintile	Subject Description																																
					Accounting			Agricultural Sciences			Business Studies			Economics			English First Additional Language			Geography			History			Life Sciences			Mathematical Literacy			Mathematics			Physical Sciences		
					Total Wrote	Achieved30-100%	% Achieved at 30% and Above	Total Wrote	Achieved30-100%	% Achieved at 30% and Above	Total Wrote	Achieved30-100%	% Achieved at 30% and Above	Total Wrote	Achieved30-100%	% Achieved at 30% and Above	Total Wrote	Achieved30-100%	% Achieved at 30% and Above	Total Wrote	Achieved30-100%	% Achieved at 30% and Above	Total Wrote	Achieved30-100%	% Achieved at 30% and Above	Total Wrote	Achieved30-100%	% Achieved at 30% and Above	Total Wrote	Achieved30-100%	% Achieved at 30% and Above	Total Wrote	Achieved30-100%	% Achieved at 30% and Above	Total Wrote	Achieved30-100%	% Achieved at 30% and Above
JOHANNESBURG CENTRAL	ST MATTHEWS PRIVATE SECONDARY SCHOOL	2019	8133033	99	68	68	100				100	98	98				126	126	100				58	58	100	76	71	93.4	77	76	98.7	49	44	89.8	26	26	100
	ST MATTHEWS PRIVATE SECONDARY SCHOOL	2018	8133033	99	51	51	100				92	80	87				117	117	100				66	66	100	79	77	97.5	72	70	97.2	45	43	95.6	25	24	96
	TETELO SECONDARY SCHOOL	2019	8111328	5	26	25	96.2				30	27	90	30	23	76.7	169	169	100	101	101	100	80	80	100	100	87	87	79	79	100	54	33	61.1	28	28	100
	TETELO SECONDARY SCHOOL	2018	8111328	5	18	17	94.4				26	25	96.2	26	25	96.2	149	149	100	88	85	96.6	40	40	100	86	77	89.5	36	31	86.1	66	49	74.2	49	41	83.7
	THABO SECONDARY SCHOOL	2019	8111344	4	2	1	50				40	28	70	33	11	33.3	86	86	100	22	11	50	31	30	96.8	38	20	52.6	69	47	68.1	11	5	45.5	11	9	81.8
	THABO SECONDARY SCHOOL	2018	8111344	4	4	4	100				26	18	69.2	21	15	71.4	70	70	100	25	14	56	31	30	96.8	44	36	81.8	48	33	68.8	22	12	54.5	18	15	83.3
	THOMAS MOFOLO SECONDARY SCHOOL	2019	8111377	4	21	20	95.2				92	76	82.6	50	22	44	151	151	100	23	23	100	75	75	100	24	24	100	102	76	74.5	44	22	50	24	20	83.3
	THOMAS MOFOLO SECONDARY SCHOOL	2018	8111377	4	26	25	96.2				76	48	63.2	44	23	52.3	129	129	100	16	16	100	59	59	100	25	25	100	87	71	81.6	42	30	71.4	25	23	92
	THUBELIHLE SEC SCHOOL	2019	8132159	3	20	20	100				33	30	90.9	19	17	89.5	63	63	100	29	27	93.1	22	20	90.9	18	18	100	14	14	100	32	12	37.5	14	13	92.9
	THUBELIHLE SEC SCHOOL	2018	8132159	3	16	14	87.5				31	27	87.1	16	15	93.8	39	39	100	23	17	73.9	15	15	100	8	8	100	15	12	80	24	7	29.2	8	7	87.5
	TLHATLHOGANG SECONDARY SCHOOL	2019	8133181	3	12	10	83.3				29	23	79.3	40	24	60	115	115	100	71	58	81.7	66	65	98.5	58	45	77.6	83	65	78.3	32	10	31.3	21	13	61.9
	TLHATLHOGANG SECONDARY SCHOOL	2018	8133181	3	2	2	100				29	28	96.6	10	10	100	84	84	100	64	38	59.4	39	37	94.9	47	36	76.6	64	53	82.8	20	1	5	18	7	38.9





Province Districts	Centre Name	Year	Centre Number	Quintile	Subject Description																																
					Accounting			Agricultural Sciences			Business Studies			Economics			English First Additional Language			Geography			History			Life Sciences			Mathematical Literacy			Mathematics			Physical Sciences		
					Total Wrote	Achieved30-100%	% Achieved at 30% and Above	Total Wrote	Achieved30-100%	% Achieved at 30% and Above	Total Wrote	Achieved30-100%	% Achieved at 30% and Above	Total Wrote	Achieved30-100%	% Achieved at 30% and Above	Total Wrote	Achieved30-100%	% Achieved at 30% and Above	Total Wrote	Achieved30-100%	% Achieved at 30% and Above	Total Wrote	Achieved30-100%	% Achieved at 30% and Above	Total Wrote	Achieved30-100%	% Achieved at 30% and Above	Total Wrote	Achieved30-100%	% Achieved at 30% and Above	Total Wrote	Achieved30-100%	% Achieved at 30% and Above	Total Wrote	Achieved30-100%	% Achieved at 30% and Above
JOHANNESBURG EAST	ALEXANDRA SECONDARY SCHOOL	2019	8152009	2	10	9	90				56	44	78.6	24	18	75	174	174	100	120	113	94.2	100	99	99	91	71	78	135	110	81.5	33	26	78.8	26	25	96.2
	ALEXANDRA SECONDARY SCHOOL	2018	8152009	2	12	10	83.3				67	40	59.7	33	25	75.8	164	164	100	109	91	83.5	89	86	96.6	82	75	91.5	128	100	78.1	35	27	77.1	28	27	96.4
	ALLANRIDGE SECONDARY SCHOOL	2019	8150011	2	33	20	60.6				146	67	45.9	33	27	81.8	127	127	100	169	142	84	31	31	100	124	74	59.7	193	168	87	25	23	92	33	26	78.8
	ALLANRIDGE SECONDARY SCHOOL	2018	8150011	2	23	19	82.6				161	85	52.8	24	24	100	127	127	100	189	157	83.1	48	48	100	165	108	65.5	198	158	79.8	31	29	93.5	25	20	80
	ATHLONE BOYS HIGH SCHOOL	2019	8130104	5	8	8	100				53	44	83	1	1	100				43	41	95.3	47	47	100	49	42	85.7	55	55	100	17	17	100	13	11	84.6
	ATHLONE BOYS HIGH SCHOOL	2018	8130104	5	10	8	80				42	33	78.6	10	10	100				43	40	93	33	33	100	48	47	97.9	47	47	100	21	21	100	16	16	100
	ATHLONE GIRLS HIGH SCHOOL	2019	8130112	5	20	20	100				97	95	97.9							43	43	100	116	116	100	74	71	95.9	115	113	98.3	42	38	90.5	26	25	96.2
	ATHLONE GIRLS HIGH SCHOOL	2018	8130112	5	20	20	100				65	56	86.2							99	96	97	99	98	99	61	60	98.4	113	110	97.3	43	42	97.7	34	31	91.2
	ATLAS COMBINED SCHOOL	2019	8400687	3	4	4	100				13	11	84.6	16	14	87.5	13	13	100	5	5	100	12	12	100	13	12	92.3	16	14	87.5	6	3	50	5	3	60
	ATLAS COMBINED SCHOOL	2018	8400687	3	6	3	50				12	10	83.3	12	10	83.3	10	10	100	6	6	100	5	5	100	9	9	100	9	8	88.9	9	4	44.4	6	5	83.3
	BARNATO PARK HIGH SCHOOL	2019	8130153	5	16	10	62.5				86	74	86							85	84	98.8	75	75	100	83	62	74.7	91	82	90.1	42	25	59.5	22	20	90.9
	BARNATO PARK HIGH SCHOOL	2018	8130153	5	13	11	84.6				100	81	81							59	52	88.1	68	68	100	85	79	92.9	74	66	89.2	52	34	65.4	21	16	76.2

Province Districts	Subject Description																																				
	Centre Name	Year	Centre Number	Quintile	Accounting			Agricultural Sciences			Business Studies			Economics			English First Additional Language			Geography			History			Life Sciences			Mathematical Literacy			Mathematics			Physical Sciences		
					Total Wrote	Achieved30-100%	% Achieved at 30% and Above	Total Wrote	Achieved30-100%	% Achieved at 30% and Above	Total Wrote	Achieved30-100%	% Achieved at 30% and Above	Total Wrote	Achieved30-100%	% Achieved at 30% and Above	Total Wrote	Achieved30-100%	% Achieved at 30% and Above	Total Wrote	Achieved30-100%	% Achieved at 30% and Above	Total Wrote	Achieved30-100%	% Achieved at 30% and Above	Total Wrote	Achieved30-100%	% Achieved at 30% and Above	Total Wrote	Achieved30-100%	% Achieved at 30% and Above	Total Wrote	Achieved30-100%	% Achieved at 30% and Above			
JOHANNESBURG EAST	BELLEVUE PRIMARY AND HIGH SCHOOL	2019	8400598	99	3	3	100				5	5	100	5	5	100	12	12	100	7	7	100	3	3	100	4	4	100	10	10	100	2	2	100	2	2	100
	BELLEVUE PRIMARY AND HIGH SCHOOL	2018	8400598	99	1	1	100				6	6	100	6	6	100	14	14	100	8	8	100	3	3	100	5	5	100	9	9	100	5	5	100	4	4	100
	BETH JACOBS GIRLS HIGH SCHOOL	2019	8130187	99	7	7	100																8	8	100	19	19	100				21	21	100	12	12	100
	BETH JACOBS GIRLS HIGH SCHOOL	2018	8130187	99	6	6	100																		9	9	100	4	4	100	8	8	100	6	6	100	
	BEYHAN COLLEGE	2019	8133538	99	2	0	0				12	6	50	8	4	50	16	16	100	9	7	77.8	1	1	100	8	4	50	12	10	83.3	7	3	42.9	4	3	75
	BEYHAN COLLEGE	2018	8133538	99	1	1	100				12	10	83.3	8	7	87.5	15	15	100	3	2	66.7	3	2	66.7	2	1	50	13	10	76.9	2	2	100			
	BLUE HILLS COLLEGE	2019	8133694	99	13	12	92.3				80	70	87.5							30	28	93.3	39	39	100	64	47	73.4	59	56	94.9	38	35	92.1	21	20	95.2
	BLUE HILLS COLLEGE	2018	8133694	99	21	19	90.5				83	69	83.1							29	29	100	23	23	100	60	54	90	42	41	97.6	58	55	94.8	36	35	97.2
	BRYANSTON HIGH SCHOOL	2019	8150201	5	31	31	100				70	58	82.9							98	97	99	67	67	100	110	107	97.3	75	75	100	90	89	98.9	63	61	96.8
	BRYANSTON HIGH SCHOOL	2018	8150201	5	60	58	96.7				113	98	86.7							106	106	100	57	57	100	66	66	100	64	64	100	112	107	95.5	62	60	96.8
	CEDARWOOD SCHOOL	2019	8400168	99							23	10	43.5							19	19	100				7	6	85.7	21	21	100	4	0	0			
	CEDARWOOD SCHOOL	2018	8400168	99							11	7	63.6							13	13	100				6	5	83.3	7	7	100	10	5	50			
	CENTURION COLLEGE	2019	8131995	99	6	6	100				14	14	100	7	7	100				28	28	100	15	15	100	17	17	100	30	30	100	5	5	100	5	5	100
	CENTURION COLLEGE	2018	8131995	99	11	8	72.7				18	16	88.9	15	12	80				38	27	71.1	23	22	95.7	14	12	85.7	38	34	89.5	11	8	72.7	8	7	87.5
	CONVENT OF THE HOLY FAMILY	2019	8130203	99	14	13	92.9				49	42	85.7										42	42	100	30	23	76.7	38	36	94.7	19	17	89.5	12	11	91.7

Province Districts	Centre Name	Year	Centre Number	Quintile	Subject Description																																
					Accounting			Agricultural Sciences			Business Studies			Economics			English First Additional Language			Geography			History			Life Sciences			Mathematical Literacy			Mathematics			Physical Sciences		
					Total Wrote	Achieved30-100%	% Achieved at 30% and Above	Total Wrote	Achieved30-100%	% Achieved at 30% and Above	Total Wrote	Achieved30-100%	% Achieved at 30% and Above	Total Wrote	Achieved30-100%	% Achieved at 30% and Above	Total Wrote	Achieved30-100%	% Achieved at 30% and Above	Total Wrote	Achieved30-100%	% Achieved at 30% and Above	Total Wrote	Achieved30-100%	% Achieved at 30% and Above	Total Wrote	Achieved30-100%	% Achieved at 30% and Above	Total Wrote	Achieved30-100%	% Achieved at 30% and Above	Total Wrote	Achieved30-100%	% Achieved at 30% and Above			
JOHANNESBURG EAST	CONVENT OF THE HOLY FAMILY	2018	8130203	99	10	10	100				46	36	78.3							37	37	100	33	32	97	35	35	100	23	23	100	16	13	81.3			
	DAVID MAKHUBO SEC SCHOOL	2019	8400530	1	38	29	76.3				38	27	71.1	39	35	89.7	161	160	99.4	113	87	77	72	71	98.6	42	33	78.6	103	87	84.5	45	19	42.2	40	27	67.5
	DAVID MAKHUBO SEC SCHOOL	2018	8400530	1	23	19	82.6				23	18	78.3	23	21	91.3	107	107	100	84	77	91.7	40	40	100	44	40	90.9	52	49	94.2	55	28	50.9	44	29	65.9
	DENVER SECONDARY SCHOOL	2019	8400540	5	33	23	69.7				33	33	100	33	33	100	109	109	100	76	71	93.4	46	46	100	76	75	98.7	78	78	100	31	27	87.1	30	30	100
	DENVER SECONDARY SCHOOL	2018	8400540	5	32	25	78.1				32	32	100	32	32	100	95	95	100	63	62	98.4	33	33	100	63	63	100	63	63	100	32	31	96.9	30	30	100
	DESIGNATED CENTRE ROSENEATH PRIM	2018	8800003	99							7	3	42.9	4	4	100	8	8	100	3	3	100	6	6	100	1	0	0	10	6	60						
	EAST BANK HIGH SCHOOL	2019	8152090	5	26	12	46.2				112	73	65.2	27	21	77.8	231	231	100	175	156	89.1	94	92	97.9	109	49	45	106	88	83	85	20	23.5	81	27	33.3
	EAST BANK HIGH SCHOOL	2018	8152090	5	17	16	94.1				75	61	81.3	18	16	88.9	111	111	100	87	78	89.7	60	60	100	33	27	81.8	77	71	92.2	31	21	67.7	32	25	78.1
	EASTRIDGE CHRISTIAN SCHOOL	2019	8400328	99	2	2	100				14	12	85.7	4	4	100	13	13	100	11	11	100	10	10	100	7	7	100	14	14	100	7	7	100	7	7	100
	EASTRIDGE CHRISTIAN SCHOOL	2018	8400328	99	6	5	83.3				10	5	50	7	7	100				10	7	70	3	3	100	10	8	80	9	8	88.9	8	5	62.5	5	5	100
	EDEN COLLEGE	2019	8133843	99	10	10	100				19	13	68.4										19	19	100	14	14	100	26	26	100	17	17	100	11	11	100
	EDEN COLLEGE	2018	8133843	99	14	13	92.9				23	20	87							1	1	100	19	19	100	24	24	100	32	30	93.8	20	17	85	15	14	93.3
	EQUINISWENI SECONDARY SCHOOL	2019	8260760	2	90	69	76.7	26	26	100	89	86	96.6	78	71	91	370	370	100	224	159	71	144	136	94.4	136	110	80.9	241	201	83.4	128	84	65.6	136	102	75

Province Districts	Centre Name	Year	Centre Number	Quintile	Subject Description																																	
					Accounting			Agricultural Sciences			Business Studies			Economics			English First Additional Language			Geography			History			Life Sciences			Mathematical Literacy			Mathematics			Physical Sciences			
					Total Wrote	Achieved30-100%	% Achieved at 30% and Above	Total Wrote	Achieved30-100%	% Achieved at 30% and Above	Total Wrote	Achieved30-100%	% Achieved at 30% and Above	Total Wrote	Achieved30-100%	% Achieved at 30% and Above	Total Wrote	Achieved30-100%	% Achieved at 30% and Above	Total Wrote	Achieved30-100%	% Achieved at 30% and Above	Total Wrote	Achieved30-100%	% Achieved at 30% and Above	Total Wrote	Achieved30-100%	% Achieved at 30% and Above	Total Wrote	Achieved30-100%	% Achieved at 30% and Above	Total Wrote	Achieved30-100%	% Achieved at 30% and Above	Total Wrote	Achieved30-100%	% Achieved at 30% and Above	
JOHANNESBURG EAST	EQINISWENI SECONDARY SCHOOL	2018	8260760	2	45	42	93.3	17	16	94.1	52	48	92.3	41	40	97.6	263	263	100	163	133	81.6	85	81	95.3	108	104	96.3	119	94	79	114	89	78.1	105	90	85.7	
	EVELINE INDEPENDENT SCHOOL	2019	8400306	99							5	5	100	4	3	75	17	17	100	16	15	93.8	10	10	100	8	6	75	13	10	76.9	5	3	60	6	3	50	
	EVELINE INDEPENDENT SCHOOL	2018	8400306	99							5	5	100	5	5	100	12	12	100	11	10	90.9	7	7	100				8	6	75	4	1	25				
	GLEN AUSTIN HIGH SCHOOL (IND CENTRE)	2019	8400706	1	10	9	90				29	27	93.1	9	8	88.9				20	20	100				17	15	88.2	26	26	100	12	11	91.7	2	2	100	
	GLEN AUSTIN HIGH SCHOOL (IND CENTRE)	2018	8400706	1	3	3	100				14	10	71.4	7	7	100				13	11	84.6				13	10	76.9	21	20	95.2	6	6	100	5	5	100	
	GRANTLEY COLLEGE	2019	8130401	99	0	0					5	4	80							10	10	100	8	8	100	8	5	62.5	19	19	100	2	1	50	5	2	40	
	GRANTLEY COLLEGE	2018	8130401	99	3	2	66.7				4	4	100							8	8	100	10	10	100	5	5	100	14	14	100	6	3	50				
	HAMBANI COLLEGE - DISTRICT 9	2019	8400370	99							7	6	85.7	4	4	100	24	24	100	25	24	96	25	25	100	13	13	100	17	16	94.1	3	3	100	3	3	100	
	HAMBANI COLLEGE - DISTRICT 9	2018	8400370	99	2	2	100				7	7	100	8	8	100	23	23	100	14	14	100	15	15	100	10	10	100	16	14	87.5	5	4	80	3	3	100	
	HIGHLANDS NORTH BOYS HIGH SCHOOL	2019	8130484	5	8	7	87.5				19	12	63.2	15	12	80				27	27	100	20	20	100	26	24	92.3	24	23	95.8	31	19	61.3	15	15	100	
	HIGHLANDS NORTH BOYS HIGH SCHOOL	2018	8130484	5	10	10	100				31	25	80.6	23	21	91.3				37	29	78.4	50	50	100	33	27	81.8	65	64	98.5	28	21	75	15	14	93.3	
	HOPE FOUNTAIN COMBINED SCHOOL	2019	8400292	99	5	2	40				12	11	91.7	5	2	40	20	20	100	30	27	90	11	11	100	22	17	77.3	19	16	84.2	13	5	38.5	9	5	55.6	
	HOPE FOUNTAIN COMBINED SCHOOL	2018	8400292	99	12	8	66.7				17	15	88.2	17	16	94.1	18	18	100	29	27	93.1	13	13	100	30	26	86.7	17	16	94.1	30	14	46.7	17	11	64.7	

Province Districts	Centre Name	Year	Centre Number	Quintile	Subject Description																																
					Accounting			Agricultural Sciences			Business Studies			Economics			English First Additional Language			Geography			History			Life Sciences			Mathematical Literacy			Mathematics			Physical Sciences		
					Total Wrote	Achieved30-100%	% Achieved at 30% and Above	Total Wrote	Achieved30-100%	% Achieved at 30% and Above	Total Wrote	Achieved30-100%	% Achieved at 30% and Above	Total Wrote	Achieved30-100%	% Achieved at 30% and Above	Total Wrote	Achieved30-100%	% Achieved at 30% and Above	Total Wrote	Achieved30-100%	% Achieved at 30% and Above	Total Wrote	Achieved30-100%	% Achieved at 30% and Above	Total Wrote	Achieved30-100%	% Achieved at 30% and Above	Total Wrote	Achieved30-100%	% Achieved at 30% and Above	Total Wrote	Achieved30-100%	% Achieved at 30% and Above			
JOHANNESBURG EAST	IKAGENG - BARNATO ADULT CENTRE	2019	8133660	99	0	0				1	1	100	1	1	100															0	0						
	IVORY PARK SECONDARY SCHOOL	2019	8400009	2	29	28	96.6				49	39	79.6	13	13	100	225	225	100	159	146	91.8	142	139	97.9	164	142	86.6	128	118	92.2	82	75	91.5	70	70	100
	IVORY PARK SECONDARY SCHOOL	2018	8400009	2	48	40	83.3				45	42	93.3	32	26	81.3	263	263	100	185	163	88.1	162	158	97.5	155	142	91.6	151	128	84.8	73	70	95.9	67	63	94
	IVY ACADEMY	2019	8400407	99	1	1	100				9	8	88.9	4	3	75				5	5	100	5	5	100	8	8	100	9	9	100	6	5	83.3	5	5	100
	IVY ACADEMY	2018	8400407	99	5	5	100				11	11	100	9	9	100				3	3	100	9	9	100	2	2	100	10	9	90	5	3	60	2	2	100
	IZENZO KUNGEMAZWI COM COLLEGE	2019	8400182	99	9	8	88.9				15	12	80	17	15	88.2	55	54	98.2	32	30	93.8	20	19	95	17	10	58.8	35	29	82.9	19	5	26.3	8	2	25
	IZENZO KUNGEMAZWI COM COLLEGE	2018	8400182	99	6	6	100				16	15	93.8	17	15	88.2	46	46	100	27	26	96.3	14	14	100	16	15	93.8	22	20	90.9	24	6	25	16	5	31.3
	J B MATABANE SECONDARY SCHOOL	2019	8400402	1	15	14	93.3				31	28	90.3	31	22	71	147	147	100	109	96	88.1	86	84	97.7	109	83	76.1	99	88	88.9	43	33	76.7	28	27	96.4
	J B MATABANE SECONDARY SCHOOL	2018	8400402	1	21	21	100				44	39	88.6	44	36	81.8	157	157	100	111	90	81.1	81	81	100	111	82	73.9	103	82	79.6	52	31	59.6	31	15	48.4
	JEPPE GIRLS HIGH SCHOOL	2019	8130641	5	44	44	100													69	69	100	105	105	100	118	112	94.9	75	75	100	82	82	100	52	52	100
	JEPPE GIRLS HIGH SCHOOL	2018	8130641	5	64	63	98.4													76	76	100	108	108	100	146	144	98.6	58	58	100	123	122	99.2	63	63	100
	JEPPE HIGH SCHOOL FOR BOYS	2019	8130633	5	31	31	100				116	97	83.6							91	90	98.9	105	105	100	39	39	100	80	79	98.8	107	101	94.4	76	76	100
	JEPPE HIGH SCHOOL FOR BOYS	2018	8130633	5	32	32	100				100	92	92							98	97	99	96	96	100	37	37	100	81	81	100	100	94	94	69	67	97.1

Province Districts	Centre Name	Year	Centre Number	Quintile	Subject Description																																
					Accounting			Agricultural Sciences			Business Studies			Economics			English First Additional Language			Geography			History			Life Sciences			Mathematical Literacy			Mathematics			Physical Sciences		
					Total Wrote	Achieved30-100%	% Achieved at 30% and Above	Total Wrote	Achieved30-100%	% Achieved at 30% and Above	Total Wrote	Achieved30-100%	% Achieved at 30% and Above	Total Wrote	Achieved30-100%	% Achieved at 30% and Above	Total Wrote	Achieved30-100%	% Achieved at 30% and Above	Total Wrote	Achieved30-100%	% Achieved at 30% and Above	Total Wrote	Achieved30-100%	% Achieved at 30% and Above	Total Wrote	Achieved30-100%	% Achieved at 30% and Above	Total Wrote	Achieved30-100%	% Achieved at 30% and Above	Total Wrote	Achieved30-100%	% Achieved at 30% and Above			
JOHANNESBURG EAST	JOHANNESBURG POLYTECH INSTITUTE	2019	8122234	99	15	15	100				33	33	100	33	33	100				73	73	100	26	26	100	47	46	97.9	68	68	100	38	36	94.7	38	38	100
	JOHANNESBURG POLYTECH INSTITUTE	2018	8122234	99	23	22	95.7				53	53	100	48	47	97.9				79	79	100	26	26	100	48	48	100	92	92	100	35	35	100	32	32	100
	JULES HIGH SCHOOL	2019	8130302	4	14	11	78.6				91	54	59.3	45	32	71.1				89	74	83.1				26	20	76.9	124	110	88.7	28	17	60.7	12	11	91.7
	JULES HIGH SCHOOL	2018	8130302	4	11	8	72.7				78	63	80.8	59	49	83.1				56	52	92.9				32	32	100	85	78	91.8	39	23	59	17	17	100
	JW ALL SAINTS SCHOOL	2019	8400353	99	2	1	50				8	6	75	2	2	100	11	11	100	15	12	80	10	10	100	8	6	75	10	9	90	6	5	83.3	5	4	80
	JW ALL SAINTS SCHOOL	2018	8400353	99	7	0	0				16	7	43.8	7	6	85.7	13	13	100	11	10	90.9	9	9	100	2	2	100	14	12	85.7	5	1	20	2	1	50
	KAALFONTEIN SECONDARY SCHOOL	2019	8400347	2	12	10	83.3				41	25	61	37	30	81.1	149	148	99.3	103	83	80.6	88	84	95.5	99	71	71.7	95	76	80	44	18	40.9	40	28	70
	KAALFONTEIN SECONDARY SCHOOL	2018	8400347	2	16	13	81.3				69	40	58	68	47	69.1	200	200	100	115	108	93.9	124	120	96.8	118	104	88.1	132	100	75.8	55	37	67.3	51	36	70.6
	KENSINGTON SECONDARY SCHOOL	2019	8130070	5	24	17	70.8				61	43	70.5	37	30	81.1				114	104	91.2	81	78	96.3	94	69	73.4	110	100	90.9	46	24	52.2	30	24	80
	KENSINGTON SECONDARY SCHOOL	2018	8130070	5	9	9	100				52	37	71.2	12	12	100				94	90	95.7	56	56	100	63	56	88.9	87	82	94.3	28	21	75	28	17	60.7
	KING EDWARD VII SCHOOL	2019	8130765	5	36	36	100				72	55	76.4							145	145	100	108	108	100	110	110	100	63	63	100	149	146	98	106	104	98.1
	KING EDWARD VII SCHOOL	2018	8130765	5	41	41	100				76	65	85.5							147	147	100	107	107	100	108	108	100	69	69	100	126	124	98.4	72	72	100
	KUBE SCHOOL	2019	8400513	99	4	4	100				16	12	75	15	11	73.3	28	28	100	12	12	100	6	6	100	14	12	85.7	24	20	83.3	4	3	75	2	2	100
	KUBE SCHOOL	2018	8400513	99	7	5	71.4				10	7	70	8	8	100	21	21	100	12	10	83.3	7	7	100	11	9	81.8	15	12	80	6	5	83.3	2	2	100



Province Districts	Centre Name	Year	Centre Number	Quintile	Subject Description																																
					Accounting			Agricultural Sciences			Business Studies			Economics			English First Additional Language			Geography			History			Life Sciences			Mathematical Literacy			Mathematics			Physical Sciences		
					Total Wrote	Achieved30-100%	% Achieved at 30% and Above	Total Wrote	Achieved30-100%	% Achieved at 30% and Above	Total Wrote	Achieved30-100%	% Achieved at 30% and Above	Total Wrote	Achieved30-100%	% Achieved at 30% and Above	Total Wrote	Achieved30-100%	% Achieved at 30% and Above	Total Wrote	Achieved30-100%	% Achieved at 30% and Above	Total Wrote	Achieved30-100%	% Achieved at 30% and Above	Total Wrote	Achieved30-100%	% Achieved at 30% and Above	Total Wrote	Achieved30-100%	% Achieved at 30% and Above	Total Wrote	Achieved30-100%	% Achieved at 30% and Above	Total Wrote	Achieved30-100%	% Achieved at 30% and Above
JOHANNESBURG EAST	KWABHEKILANGA SECONDARY SCHOOL	2019	8152207	4	17	16	94.1				46	40	87	46	33	71.7	175	175	100	101	93	92.1	61	61	100	40	40	100	99	86	86.9	43	31	72.1	34	34	100
	KWABHEKILANGA SECONDARY SCHOOL	2018	8152207	4	6	5	83.3				26	16	61.5	26	20	76.9	138	138	100	89	75	84.3	58	58	100	31	29	93.5	78	66	84.6	34	24	70.6	31	28	90.3
	LEAP SCIENCE AND MATHS SCH D9	2019	8400310	99	10	10	100										19	19	100	3	3	100	6	6	100	19	19	100				19	19	100	19	19	100
	LEAP SCIENCE AND MATHS SCH D9	2018	8400310	99	2	2	100										12	12	100				10	10	100	12	12	100				12	7	58.3	12	11	91.7
	LIBERTY COMMUNITY SCHOOL	2019	8132415	99							21	14	66.7	21	19	90.5	73	73	100	52	51	98.1	27	27	100	52	35	67.3	47	47	100	26	21	80.8	25	25	100
	LIBERTY COMMUNITY SCHOOL	2018	8132415	99	9	9	100				36	36	100	36	36	100	84	84	100	48	48	100	18	18	100	48	45	93.8	45	45	100	39	32	82.1	30	27	90
	MAHLASEDI HIGH SCHOOL	2019	8132464	99	10	9	90				22	22	100	22	22	100	46	46	100	24	24	100	21	21	100	24	20	83.3	23	22	95.7	24	16	66.7	15	11	73.3
	MAHLASEDI HIGH SCHOOL	2018	8132464	99	7	7	100				19	16	84.2	19	18	94.7	49	49	100	31	31	100	33	33	100	30	26	86.7	32	31	96.9	18	10	55.6	10	9	90
	MALVERN HIGH SCHOOL	2019	8130864	4	11	4	36.4				38	30	78.9	66	56	84.8				68	66	97.1	21	21	100	20	19	95	46	43	93.5	36	13	36.1	22	10	45.5
	MALVERN HIGH SCHOOL	2018	8130864	4	15	13	86.7				35	22	62.9	30	28	93.3				26	26	100	22	22	100	27	23	85.2	44	36	81.8	49	25	51	35	21	60
	MAPHUTHA SECONDARY SCHOOL	2019	8400150	4	16	14	87.5				64	41	64.1	42	27	64.3	227	225	99.1	140	119	85	115	110	95.7	85	67	78.8	158	119	75.3	39	31	79.5	33	26	78.8
	MAPHUTHA SECONDARY SCHOOL	2018	8400150	4	33	29	87.9				69	44	63.8	47	38	80.9	264	264	100	183	161	88	155	153	98.7	111	103	92.8	184	150	81.5	64	54	84.4	48	42	87.5



Province Districts	Centre Name	Year	Centre Number	Quintile	Subject Description																																			
					Accounting			Agricultural Sciences			Business Studies			Economics			English First Additional Language			Geography			History			Life Sciences			Mathematical Literacy			Mathematics			Physical Sciences					
					Total Wrote	Achieved30-100%	% Achieved at 30% and Above	Total Wrote	Achieved30-100%	% Achieved at 30% and Above	Total Wrote	Achieved30-100%	% Achieved at 30% and Above	Total Wrote	Achieved30-100%	% Achieved at 30% and Above	Total Wrote	Achieved30-100%	% Achieved at 30% and Above	Total Wrote	Achieved30-100%	% Achieved at 30% and Above	Total Wrote	Achieved30-100%	% Achieved at 30% and Above	Total Wrote	Achieved30-100%	% Achieved at 30% and Above	Total Wrote	Achieved30-100%	% Achieved at 30% and Above	Total Wrote	Achieved30-100%	% Achieved at 30% and Above						
JOHANNESBURG EAST	NIZAMIYE COMBINED SCHOOL	2018	8400549	99	2	2	100				6	6	100				3	3	100				7	7	100	5	5	100	5	5	100	6	6	100	4	4	100			
	NOORDWYK SECONDARY SCHOOL	2019	8400362	5	27	27	100				119	106	89.1	77	52	67.5							108	100	92.6	75	75	100	47	39	83	158	149	94.3	27	25	92.6	18	15	83.3
	NOORDWYK SECONDARY SCHOOL	2018	8400362	5	40	40	100				134	123	91.8	97	82	84.5							95	84	88.4	85	85	100	32	31	96.9	169	152	89.9	23	21	91.3	10	9	90
	NORTHVIEW HIGH SCHOOL	2019	8151050	5	12	12	100				102	72	70.6	47	34	72.3							48	47	97.9	71	68	95.8	94	63	67	116	107	92.2	46	29	63	29	26	89.7
	NORTHVIEW HIGH SCHOOL	2018	8151050	5	13	10	76.9				78	64	82.1	41	35	85.4							46	44	95.7	62	62	100	65	61	93.8	92	82	89.1	28	18	64.3	13	13	100
	PARKTOWN BOYS HIGH SCHOOL	2019	8131128	5	58	58	100				92	81	88										92	91	98.9	49	49	100	64	63	98.4	47	47	100	112	104	92.9	63	62	98.4
	PARKTOWN BOYS HIGH SCHOOL	2018	8131128	5	50	48	96				58	49	84.5										75	73	97.3	62	62	100	87	85	97.7	34	34	100	113	108	95.6	80	73	91.3
	PONELOPELE ORACLE SECONDARY SCHOOL	2019	8400128	3	24	22	91.7				42	38	90.5	24	23	95.8	124	124	100				47	46	97.9	32	32	100	61	60	98.4	62	58	93.5	50	45	90	44	40	90.9
	PONELOPELE ORACLE SECONDARY SCHOOL	2018	8400128	3	26	14	53.8				48	44	91.7	29	25	86.2	199	199	100				107	82	76.6	79	76	96.2	72	70	97.2	111	78	70.3	63	33	52.4	54	36	66.7
	PRIDE LEARNING ACADEMY	2019	8400336	99							6	6	100	9	9	100	11	11	100				7	7	100	6	6	100	5	5	100	8	8	100	3	2	66.7	2	2	100
	PRIDE LEARNING ACADEMY	2018	8400336	99	6	6	100				8	8	100	13	13	100	21	21	100				15	15	100				13	13	100	10	10	100	11	11	100	9	9	100
	QUEENS HIGH SCHOOL	2019	8131326	5	27	23	85.2				87	49	56.3										100	99	99	88	88	100	92	76	82.6	154	153	99.4	82	59	72	49	48	98
QUEENS HIGH SCHOOL	2018	8131326	5	34	32	94.1				96	57	59.4										95	88	92.6	72	72	100	98	90	91.8	136	128	94.1	97	80	82.5	63	62	98.4	

Province Districts	Subject Description																																						
	Centre Name	Year	Centre Number	Quintile	Accounting			Agricultural Sciences			Business Studies			Economics			English First Additional Language			Geography			History			Life Sciences			Mathematical Literacy			Mathematics			Physical Sciences				
					Total Wrote	Achieved30-100%	% Achieved at 30% and Above	Total Wrote	Achieved30-100%	% Achieved at 30% and Above	Total Wrote	Achieved30-100%	% Achieved at 30% and Above	Total Wrote	Achieved30-100%	% Achieved at 30% and Above	Total Wrote	Achieved30-100%	% Achieved at 30% and Above	Total Wrote	Achieved30-100%	% Achieved at 30% and Above	Total Wrote	Achieved30-100%	% Achieved at 30% and Above	Total Wrote	Achieved30-100%	% Achieved at 30% and Above	Total Wrote	Achieved30-100%	% Achieved at 30% and Above	Total Wrote	Achieved30-100%	% Achieved at 30% and Above					
JOHANNESBURG EAST	RAND TUTORIAL COLLEGE	2019	8131342	99	4	4	100				18	17	94.4	12	12	100	6	6	100							17	16	94.1	20	20	100	9	9	100	8	8	100		
	RAND TUTORIAL COLLEGE	2018	8131342	99	6	6	100				24	21	87.5	22	21	95.5	12	12	100							19	17	89.5	25	25	100	14	13	92.9	12	12	100		
	REALOGILE SECONDARY SCHOOL	2019	8152314	2	39	22	56.4				128	82	64.1	36	28	77.8	248	247	99.6	95	84	88.4	152	150	98.7	82	59	72	148	118	79.7	58	22	37.9	34	24	70.6		
	REALOGILE SECONDARY SCHOOL	2018	8152314	2	22	18	81.8				75	59	78.7	72	69	95.8	205	205	100	81	80	98.8	105	105	100	89	77	86.5	96	84	87.5	58	42	72.4	61	42	68.9		
	SANDOWN HIGH SCHOOL	2019	8151498	5	23	15	65.2				33	28	84.8	23	19	82.6				84	73	86.9	46	45	97.8	74	45	60.8	56	56	100	51	28	54.9	28	19	67.9		
	SANDOWN HIGH SCHOOL	2018	8151498	5	17	14	82.4				55	38	69.1							33	30	90.9	47	46	97.9	51	45	88.2	41	37	90.2	42	24	57.1	24	21	87.5		
	SANDRINGHAM HIGH SCHOOL	2019	8131441	5	8	8	100				103	65	63.1	63	38	60.3				89	72	80.9	114	114	100	52	43	82.7	135	116	85.9	37	16	43.2	21	18	85.7		
	SANDRINGHAM HIGH SCHOOL	2018	8131441	5	16	14	87.5				65	52	80							57	54	94.7	74	72	97.3	48	43	89.6	75	72	96	41	26	63.4	23	16	69.6		
	SANDTONVIEW	2019	8150318	5	21	16	76.2				47	36	76.6	21	18	85.7				47	46	97.9	25	25	100	47	42	89.4	56	51	91.1	38	23	60.5	22	19	86.4		
	SANDTONVIEW	2018	8150318	5	11	10	90.9				30	13	43.3	11	11	100				48	46	95.8	24	24	100	48	45	93.8	44	41	93.2	35	28	80	24	14	58.3		
	SEDCO HIGH SCHOOL	2019	8400453	99							0	0		0	0		0	0		1	1	100	1	1	100	2	1	50	1	0	0	1	1	100	0	0			
	SEDCO HIGH SCHOOL	2018	8400453	99							5	3	60	4	2	50	1	1	100	5	4	80	4	4	100	4	2	50	5	5	100	2	0	0					
	SHAREI TORAH	2019	8131482	99	5	5	100																		8	8	100	4	4	100	1	1	100	13	13	100	6	6	100
	SHAREI TORAH	2018	8131482	99	6	6	100				2	2	100																		12	12	100	11	11	100			

Province Districts	Centre Name	Year	Centre Number	Quintile	Subject Description																																
					Accounting			Agricultural Sciences			Business Studies			Economics			English First Additional Language			Geography			History			Life Sciences			Mathematical Literacy			Mathematics			Physical Sciences		
					Total Wrote	Achieved30-100%	% Achieved at 30% and Above	Total Wrote	Achieved30-100%	% Achieved at 30% and Above	Total Wrote	Achieved30-100%	% Achieved at 30% and Above	Total Wrote	Achieved30-100%	% Achieved at 30% and Above	Total Wrote	Achieved30-100%	% Achieved at 30% and Above	Total Wrote	Achieved30-100%	% Achieved at 30% and Above	Total Wrote	Achieved30-100%	% Achieved at 30% and Above	Total Wrote	Achieved30-100%	% Achieved at 30% and Above	Total Wrote	Achieved30-100%	% Achieved at 30% and Above	Total Wrote	Achieved30-100%	% Achieved at 30% and Above	Total Wrote	Achieved30-100%	% Achieved at 30% and Above
JOHANNESBURG EAST	SHEIKH ANTA DIOP COLLEGE	2019	8131490	99	6	6	100	9	8	88.9	25	8	32	18	8	44.4	12	12	100	7	6	85.7	17	13	76.5	16	10	62.5	35	27	77.1	18	8	44.4	13	8	61.5
	SHEIKH ANTA DIOP COLLEGE	2018	8131490	99	7	5	71.4	10	9	90	11	11	100	11	11	100	9	9	100	16	9	56.3	17	14	82.4	12	9	75	17	13	76.5	20	13	65	11	7	63.6
	SIR ISAAC NEWTON HIGH SCHOOL	2019	8132951	99	3	0	0				12	5	41.7	6	3	50	8	8	100	5	3	60	4	4	100	3	3	100	14	9	64.3	3	0	0	2	0	0
	SIR ISAAC NEWTON HIGH SCHOOL	2018	8132951	99	2	1	50				7	7	100	3	3	100	2	2	100	4	3	75	1	1	100	5	3	60	7	7	100	2	0	0	1	0	0
	SPACE AGE INDEPENDENT SCHOOL	2019	8400626	3	6	6	100	0	0		18	10	55.6							10	6	60	0	0		18	9	50	12	9	75	3	0	0	0	0	
	SPACE AGE INDEPENDENT SCHOOL	2018	8400626	3							6	3	50							4	2	50				6	4	66.7	2	1	50	3	2	66.7	2	2	100
	ST ENDAS EDUCATION SECONDARY SCHOOL	2019	8132985	5	19	19	100				64	53	82.8				26	26	100	35	35	100				40	37	92.5	65	65	100	22	12	54.5	22	17	77.3
	ST ENDAS EDUCATION SECONDARY SCHOOL	2018	8132985	5	26	16	61.5				74	44	59.5				33	33	100	35	33	94.3				31	29	93.5	74	73	98.6	19	16	84.2	31	21	67.7
	ST THOMAS INDEPENDENT SCHOOL	2019	8400374	99							8	8	100	6	6	100	12	12	100	9	9	100	7	7	100	4	4	100	10	10	100	2	2	100	2	2	100
	ST THOMAS INDEPENDENT SCHOOL	2018	8400374	99	1	1	100				6	6	100	6	6	100	9	9	100	4	4	100	7	7	100	3	3	100	9	9	100						
	ST VINCENT SCHOOL	2019	8151654	99													3	3	100							2	1	50				3	0	0			
	ST VINCENT SCHOOL	2018	8151654	99													7	7	100							7	3	42.9				7	6	85.7			
	SUMMAT ALEXANDRA COLLEGE	2019	8400375	99	1	1	100				11	7	63.6	5	5	100				10	8	80				3	3	100	17	12	70.6	2	1	50	0	0	

Province Districts	Centre Name	Year	Centre Number	Quintile	Subject Description																																		
					Accounting			Agricultural Sciences			Business Studies			Economics			English First Additional Language			Geography			History			Life Sciences			Mathematical Literacy			Mathematics			Physical Sciences				
					Total Wrote	Achieved30-100%	% Achieved at 30% and Above	Total Wrote	Achieved30-100%	% Achieved at 30% and Above	Total Wrote	Achieved30-100%	% Achieved at 30% and Above	Total Wrote	Achieved30-100%	% Achieved at 30% and Above	Total Wrote	Achieved30-100%	% Achieved at 30% and Above	Total Wrote	Achieved30-100%	% Achieved at 30% and Above	Total Wrote	Achieved30-100%	% Achieved at 30% and Above	Total Wrote	Achieved30-100%	% Achieved at 30% and Above	Total Wrote	Achieved30-100%	% Achieved at 30% and Above	Total Wrote	Achieved30-100%	% Achieved at 30% and Above					
JOHANNESBURG EAST	SUMMAT ALEXANDRA COLLEGE	2018	8400375	99	4	3	75				2	2	100	7	3	42.9				11	11	100				12	10	83.3	5	5	100	7	2	28.6	7	2	28.6		
	THE TORAH ACADEMY PRIMARY AND HIGH SCHOO	2019	8131672	99	1	1	100				8	7	87.5												13	13	100	18	18	100	9	9	100	14	13	92.9	8	8	100
	THE TORAH ACADEMY PRIMARY AND HIGH SCHOO	2018	8131672	99							14	13	92.9												7	7	100	12	11	91.7	5	5	100	15	14	93.3	12	12	100
	TSOSELETSO YA AFRICA SEC SCHOOL	2019	8400115	3	18	18	100	17	16	94.1	57	43	75.4	33	27	81.8	218	218	100	144	102	70.8	163	158	96.9	37	35	94.6	175	133	76	43	28	65.1	37	32	86.5		
	TSOSELETSO YA AFRICA SEC SCHOOL	2018	8400115	3	23	17	73.9	14	14	100	45	26	57.8	23	20	87	126	126	100	67	48	71.6	72	71	98.6	31	31	100	84	62	73.8	42	33	78.6	31	31	100		
	UMQHELE SECONDARY SCHOOL	2019	8261420	2	14	12	85.7				15	14	93.3	45	20	44.4	272	271	99.6	157	135	86	115	112	97.4	92	65	70.7	136	104	76.5	56	43	76.8	43	34	79.1		
	UMQHELE SECONDARY SCHOOL	2018	8261420	2	17	17	100				16	13	81.3	37	31	83.8	214	214	100	115	87	75.7	84	80	95.2	71	57	80.3	93	67	72	51	44	86.3	38	34	89.5		
	UNITED CHURCH PREPARATORY SCHOOL	2019	8133223	99	6	6	100				23	20	87	23	23	100				9	9	100	14	14	100	6	6	100	19	19	100	10	10	100	6	6	100		
	UNITED CHURCH PREPARATORY SCHOOL	2018	8133223	99	7	7	100				22	20	90.9	22	22	100				19	19	100	9	9	100	13	13	100	19	19	100	16	16	100	13	13	100		
	UNITED SISTERHOOD MITZVAH	2019	8152512	99	6	5	83.3				15	14	93.3	9	8	88.9	29	29	100	23	23	100				20	20	100	8	8	100	21	18	85.7	14	14	100		
UNITED SISTERHOOD MITZVAH	2018	8152512	99	15	15	100				10	10	100	8	8	100	27	27	100	12	12	100				19	19	100				27	22	81.5	17	15	88.2			





Province Districts	Centre Name	Year	Centre Number	Quintile	Subject Description																																
					Accounting			Agricultural Sciences			Business Studies			Economics			English First Additional Language			Geography			History			Life Sciences			Mathematical Literacy			Mathematics			Physical Sciences		
					Total Wrote	Achieved30-100%	% Achieved at 30% and Above	Total Wrote	Achieved30-100%	% Achieved at 30% and Above	Total Wrote	Achieved30-100%	% Achieved at 30% and Above	Total Wrote	Achieved30-100%	% Achieved at 30% and Above	Total Wrote	Achieved30-100%	% Achieved at 30% and Above	Total Wrote	Achieved30-100%	% Achieved at 30% and Above	Total Wrote	Achieved30-100%	% Achieved at 30% and Above	Total Wrote	Achieved30-100%	% Achieved at 30% and Above	Total Wrote	Achieved30-100%	% Achieved at 30% and Above	Total Wrote	Achieved30-100%	% Achieved at 30% and Above			
JOHANNESBURG NORTH	BLUE EAGLE HIGH SCHOOL	2019	8400391	1	12	12	100				28	28	100	28	20	71.4	155	154	99.4	123	111	90.2	110	108	98.2	122	79	64.8	124	123	99.2	27	22	81.5	32	31	96.9
	BLUE EAGLE HIGH SCHOOL	2018	8400391	1	10	10	100				32	30	93.8	31	30	96.8	162	162	100	105	93	88.6	113	111	98.2	103	77	74.8	112	106	94.6	29	28	96.6	29	29	100
	BONA COMPREHENSIVE SCHOOL	2019	8131961	3	13	7	53.8				45	22	48.9	42	36	85.7	120	118	98.3	62	53	85.5	50	50	100	28	22	78.6	85	68	80	18	14	77.8	14	12	85.7
	BONA COMPREHENSIVE SCHOOL	2018	8131961	3	11	6	54.5				48	26	54.2	34	30	88.2	172	171	99.4	93	53	57	78	68	87.2	50	40	80	106	69	65.1	30	29	96.7	24	21	87.5
	BOPASENATLA SECONDARY SCHOOL	2019	8140426	3	1	1	100				22	13	59.1	10	5	50	48	48	100	36	31	86.1	31	31	100	21	16	76.2	18	13	72.2	25	13	52	12	10	83.3
	BOPASENATLA SECONDARY SCHOOL	2018	8140426	3	8	5	62.5				11	4	36.4	10	6	60	50	50	100	39	31	79.5	25	23	92	37	26	70.3	23	18	78.3	23	7	30.4	14	11	78.6
	BOPHELO-IMPILO PRIVATE SCHOOL	2019	8131979	99	1	1	100				22	17	77.3	15	11	73.3				21	18	85.7	19	18	94.7	15	15	100	27	25	92.6	11	5	45.5	11	11	100
	BOPHELO-IMPILO PRIVATE SCHOOL	2018	8131979	99	6	2	33.3				15	10	66.7	13	9	69.2				17	15	88.2	17	17	100	25	21	84	14	13	92.9	26	10	38.5	19	13	68.4
	BOSMONT MUSLIM SCHOOL	2019	8141523	99	2	2	100				11	9	81.8							18	16	88.9	10	10	100	29	15	51.7	25	25	100	4	2	50	2	2	100
	BOSMONT MUSLIM SCHOOL	2018	8141523	99																22	18	81.8				21	13	61.9	20	19	95	2	0	0			
BRANDCLIFF HOUSE PRIVATE SCHOOL	2019	8400032	99	3	3	100				15	13	86.7							6	6	100	1	1	100	7	6	85.7	10	10	100	11	7	63.6	6	6	100	



Province Districts	Centre Name	Year	Centre Number	Quintile	Subject Description																																	
					Accounting			Agricultural Sciences			Business Studies			Economics			English First Additional Language			Geography			History			Life Sciences			Mathematical Literacy			Mathematics			Physical Sciences			
					Total Wrote	Achieved30-100%	% Achieved at 30% and Above	Total Wrote	Achieved30-100%	% Achieved at 30% and Above	Total Wrote	Achieved30-100%	% Achieved at 30% and Above	Total Wrote	Achieved30-100%	% Achieved at 30% and Above	Total Wrote	Achieved30-100%	% Achieved at 30% and Above	Total Wrote	Achieved30-100%	% Achieved at 30% and Above	Total Wrote	Achieved30-100%	% Achieved at 30% and Above	Total Wrote	Achieved30-100%	% Achieved at 30% and Above	Total Wrote	Achieved30-100%	% Achieved at 30% and Above	Total Wrote	Achieved30-100%	% Achieved at 30% and Above	Total Wrote	Achieved30-100%	% Achieved at 30% and Above	
JOHANNESBURG NORTH	DESIGNATED CENTRE FOURWAYS ADULT CEN	2018	8800023	99	1	1	100				6	3	50	5	3	60				11	11	100	4	4	100	11	8	72.7	1	0	0	14	6	42.9	10	6	60	
	DIEPDALE SECONDARY SCHOOL	2019	8140434	3	12	12	100				58	43	74.1	34	25	73.5	126	126	100	74	67	90.5	74	72	97.3	55	37	67.3	78	62	79.5	47	16	34	29	23	79.3	
	DIEPDALE SECONDARY SCHOOL	2018	8140434	3	16	11	68.8				47	27	57.4	53	40	75.5	109	109	100	53	43	81.1	70	69	98.6	58	48	82.8	88	71	80.7	27	16	59.3	25	18	72	
	DIEPSLOOT COMBINED SCHOOL	2019	8400010	1													91	91	100	32	31	96.9	30	30	100	29	26	89.7	62	55	88.7	29	22	75.9	29	28	96.6	
	DIEPSLOOT COMBINED SCHOOL	2018	8400010	1													94	94	100	31	21	67.7	39	39	100	22	18	81.8	68	46	67.6	22	10	45.5	22	18	81.8	
	DIEPSLOOT SECONDARY NO 2	2019	8400424	1	15	14	93.3				58	53	91.4	14	13	92.9	109	109	100	35	35	100	67	65	97	34	30	88.2	63	63	100	29	24	82.8	17	17	100	
	DIEPSLOOT SECONDARY NO 2	2018	8400424	1	15	15	100				42	39	92.9	15	15	100	91	90	98.9	44	43	97.7	55	55	100	47	43	91.5	69	68	98.6	20	20	100	20	20	100	
	DIEPSLOOT WEST SEC	2019	8400149	1	17	15	88.2				16	16	100	17	16	94.1	185	185	100	151	133	88.1	134	122	91	148	80	54.1	131	116	88.5	32	22	68.8	28	24	85.7	
	DIEPSLOOT WEST SEC	2018	8400149	1	23	21	91.3				23	20	87	23	22	95.7	172	172	100	149	101	67.8	117	112	95.7	144	92	63.9	144	115	79.9	20	15	75	29	22	75.9	
	EDUCATION INCORPORATED FOURWAYS	2019	8400746	99	0	0					0	0		0	0																							
	EL ZERA PRIVATE SCHOOL	2019	8888027	99							3	1	33.3				5	5	100				4	3	75				5	4	80							
EL ZERA PRIVATE SCHOOL	2018	8888027	99							3	2	66.7				4	4	100	1	1	100	1	1	100	1	1	100	3	3	100	1	1	100	1	0	0		

Province Districts	Centre Name	Year	Centre Number	Quintile	Subject Description																																
					Accounting			Agricultural Sciences			Business Studies			Economics			English First Additional Language			Geography			History			Life Sciences			Mathematical Literacy			Mathematics			Physical Sciences		
					Total Wrote	Achieved30-100%	% Achieved at 30% and Above	Total Wrote	Achieved30-100%	% Achieved at 30% and Above	Total Wrote	Achieved30-100%	% Achieved at 30% and Above	Total Wrote	Achieved30-100%	% Achieved at 30% and Above	Total Wrote	Achieved30-100%	% Achieved at 30% and Above	Total Wrote	Achieved30-100%	% Achieved at 30% and Above	Total Wrote	Achieved30-100%	% Achieved at 30% and Above	Total Wrote	Achieved30-100%	% Achieved at 30% and Above	Total Wrote	Achieved30-100%	% Achieved at 30% and Above	Total Wrote	Achieved30-100%	% Achieved at 30% and Above	Total Wrote	Achieved30-100%	% Achieved at 30% and Above
JOHANNESBURG NORTH	EMSHUKANTAMBO SEC SCHOOL	2019	8121301	3	21	16	76.2				26	17	65.4	23	22	95.7	125	125	100	92	78	84.8	42	38	90.5	88	65	73.9	52	35	67.3	60	44	73.3	49	44	89.8
	EMSHUKANTAMBO SEC SCHOOL	2018	8121301	3	16	13	81.3				20	17	85	16	16	100	118	118	100	92	76	82.6	46	45	97.8	81	67	82.7	59	47	79.7	36	32	88.9	37	36	97.3
	FAR NORTH SECONDARY SCHOOL	2019	8400585	1	11	8	72.7				12	11	91.7	11	10	90.9	138	138	100	122	100	82	84	83	98.8	117	72	61.5	86	71	82.6	45	21	46.7	34	23	67.6
	FAR NORTH SECONDARY SCHOOL	2018	8400585	1	6	6	100				11	9	81.8	8	8	100	86	86	100	72	61	84.7	50	50	100	66	30	45.5	50	44	88	22	16	72.7	16	14	87.5
	FERNDALE HIGH SCHOOL	2019	8150441	5	5	5	100				39	31	79.5							17	16	94.1	28	28	100	31	26	83.9	44	44	100	55	40	72.7	34	28	82.4
	FERNDALE HIGH SCHOOL	2018	8150441	5	7	6	85.7				52	40	76.9							19	17	89.5	21	21	100	32	29	90.6	47	44	93.6	59	36	61	26	20	76.9
	FIDELITAS COMPREHENSIVE SCHOOL	2019	8140517	3	20	15	75				56	44	78.6	40	26	65	206	206	100	136	105	77.2	101	98	97	115	72	62.6	138	116	84.1	53	23	43.4	39	28	71.8
	FIDELITAS COMPREHENSIVE SCHOOL	2018	8140517	3	15	13	86.7				54	42	77.8	48	33	68.8	176	176	100	118	102	86.4	84	81	96.4	106	82	77.4	115	106	92.2	50	28	56	36	31	86.1
	FONS LUMINIS SEC SCHOOL	2019	8140525	4	37	24	64.9				161	112	69.6	37	26	70.3	217	216	99.5	141	128	90.8	128	125	97.7	86	49	57	149	137	91.9	60	40	66.7	50	34	68
	FONS LUMINIS SEC SCHOOL	2018	8140525	4	24	21	87.5				120	65	54.2	29	22	75.9	183	183	100	86	80	93	98	98	100	108	86	79.6	95	77	81.1	62	44	71	46	41	89.1
FOURWAYS HIGH SCHOOL	2019	8150466	5	8	8	100				98	91	92.9							89	88	98.9	122	122	100	167	157	94	120	120	100	97	87	89.7	53	52	98.1	

Province Districts	Centre Name	Year	Centre Number	Quintile	Subject Description																																
					Accounting			Agricultural Sciences			Business Studies			Economics			English First Additional Language			Geography			History			Life Sciences			Mathematical Literacy			Mathematics			Physical Sciences		
					Total Wrote	Achieved30-100%	% Achieved at 30% and Above	Total Wrote	Achieved30-100%	% Achieved at 30% and Above	Total Wrote	Achieved30-100%	% Achieved at 30% and Above	Total Wrote	Achieved30-100%	% Achieved at 30% and Above	Total Wrote	Achieved30-100%	% Achieved at 30% and Above	Total Wrote	Achieved30-100%	% Achieved at 30% and Above	Total Wrote	Achieved30-100%	% Achieved at 30% and Above	Total Wrote	Achieved30-100%	% Achieved at 30% and Above	Total Wrote	Achieved30-100%	% Achieved at 30% and Above	Total Wrote	Achieved30-100%	% Achieved at 30% and Above			
JOHANNESBURG NORTH	FOURWAYS HIGH SCHOOL	2018	8150466	5	23	23	100				113	109	96.5							102	101	99	100	100	100	168	168	100	96	96	100	131	128	97.7	71	71	100
	GREENSIDE HIGH SCHOOL	2019	8130427	5	19	19	100				70	68	97.1							89	89	100	58	58	100	80	78	97.5	80	80	100	107	99	92.5	56	56	100
	GREENSIDE HIGH SCHOOL	2018	8130427	5	30	30	100				59	58	98.3							54	54	100	79	79	100	85	85	100	54	54	100	117	108	92.3	53	53	100
	HEARTWOOD IND SCHOOL	2019	8152694	99	9	3	33.3				29	13	44.8	15	10	66.7	0	0		19	16	84.2	8	7	87.5	5	4	80	25	20	80	17	2	11.8	7	4	57.1
	HOËR TEGNIESE SKOOL LANGLAAGTE	2019	8130559	5	10	10	100				39	38	97.4	31	27	87.1				55	52	94.5				35	29	82.9	28	27	96.4	66	31	47	43	39	90.7
	HOËR TEGNIESE SKOOL LANGLAAGTE	2018	8130559	5	34	22	64.7				36	33	91.7	36	36	100				36	33	91.7				39	32	82.1	28	26	92.9	52	39	75	46	37	80.4
	HOËRSKOOL LINDEN	2019	8150623	5	25	25	100				69	64	92.8	36	35	97.2	124	124	100	33	33	100				57	57	100	57	57	100	94	94	100	56	56	100
	HOËRSKOOL LINDEN	2018	8150623	5	28	28	100				67	58	86.6	38	38	100	97	97	100	29	29	100				62	62	100	49	49	100	91	91	100	68	68	100
	HOËRSKOOL RANDBURG	2019	8150631	5	16	16	100				22	20	90.9	20	20	100	82	82	100	21	21	100	1	1	100	28	26	92.9	53	53	100	45	44	97.8	29	29	100
	HOËRSKOOL RANDBURG	2018	8150631	5	27	27	100				37	29	78.4	14	14	100	114	114	100	33	33	100				48	48	100	68	67	98.5	76	76	100	58	58	100
	HOËRSKOOL VORENTOE	2019	8140186	5	25	24	96				126	98	77.8							21	21	100	102	101	99	111	93	83.8	149	143	96	52	41	78.8	43	35	81.4
	HOËRSKOOL VORENTOE	2018	8140186	5	29	28	96.6				117	84	71.8							58	56	96.6	60	56	93.3	97	87	89.7	151	148	98	25	23	92	24	21	87.5
HOPE SCHOOL/SKOOL	2019	8130534	4	4	4	100				14	14	100							4	4	100	3	3	100	9	6	66.7	15	14	93.3	4	4	100	2	2	100	

Province Districts	Centre Name	Year	Centre Number	Quintile	Subject Description																																
					Accounting			Agricultural Sciences			Business Studies			Economics			English First Additional Language			Geography			History			Life Sciences			Mathematical Literacy			Mathematics			Physical Sciences		
					Total Wrote	Achieved30-100%	% Achieved at 30% and Above	Total Wrote	Achieved30-100%	% Achieved at 30% and Above	Total Wrote	Achieved30-100%	% Achieved at 30% and Above	Total Wrote	Achieved30-100%	% Achieved at 30% and Above	Total Wrote	Achieved30-100%	% Achieved at 30% and Above	Total Wrote	Achieved30-100%	% Achieved at 30% and Above	Total Wrote	Achieved30-100%	% Achieved at 30% and Above	Total Wrote	Achieved30-100%	% Achieved at 30% and Above	Total Wrote	Achieved30-100%	% Achieved at 30% and Above	Total Wrote	Achieved30-100%	% Achieved at 30% and Above	Total Wrote	Achieved30-100%	% Achieved at 30% and Above
JOHANNESBURG NORTH	HOPE SCHOOL/SKOOL	2018	8130534	4	4	1	25				11	3	27.3						3	3	100	3	3	100	8	4	50	10	10	100	4	3	75				
	IMMACULATA SECONDARY SCHOOL	2019	8140566	99	32	27	84.4				32	31	96.9	24	23	95.8	108	108	100	76	69	90.8	56	56	100	51	41	80.4	81	78	96.3	27	27	100	20	19	95
	IMMACULATA SECONDARY SCHOOL	2018	8140566	99	45	29	64.4				45	40	88.9	45	42	93.3	124	124	100	79	75	94.9	48	48	100	58	51	87.9	97	90	92.8	27	25	92.6	30	29	96.7
	ISLAMIYA GIRLS INTITUTE	2019	8400620	99	5	5	100				6	3	50										6	6	100	10	9	90	5	5	100	6	6	100	5	5	100
	ISLAMIYA GIRLS INTITUTE	2018	8400620	99	1	1	100				7	7	100	1	1	100				3	3	100	3	3	100	5	5	100	4	4	100	4	3	75	3	3	100
	ITIRELE-ZENZELE COMPREHENSIVE SCHOOL	2019	8152181	1	10	10	100				81	66	81.5	28	27	96.4	165	165	100	117	72	61.5	49	47	95.9	56	37	66.1	99	71	71.7	33	12	36.4	23	18	78.3
	ITIRELE-ZENZELE COMPREHENSIVE SCHOOL	2018	8152181	1	16	15	93.8				53	46	86.8	19	17	89.5	139	138	99.3	92	66	71.7	50	43	86	58	34	58.6	66	47	71.2	31	16	51.6	16	16	100
	JOHANNESBURG SECONDARY SCHOOL	2019	8130062	5	14	14	100				78	57	73.1	23	17	73.9				78	71	91	75	75	100	139	87	62.6	112	98	87.5	68	38	55.9	43	31	72.1
	JOHANNESBURG SECONDARY SCHOOL	2018	8130062	5	21	21	100				41	35	85.4	19	17	89.5				54	54	100	57	57	100	90	72	80	49	48	98	60	36	60	37	28	75.7
	KWENA MOLAPO COMPREHENSIVE SCHOOL	2019	8152223	2	10	10	100										29	29	100	59	59	100	33	33	100	48	38	79.2	40	39	97.5	20	20	100	27	27	100
KWENA MOLAPO COMPREHENSIVE SCHOOL	2018	8152223	2	6	6	100				28	27	96.4	21	18	85.7	47	47	100	73	73	100	25	25	100	86	76	88.4	67	67	100	26	25	96.2	41	41	100	

Province Districts	Centre Name	Year	Centre Number	Quintile	Subject Description																																
					Accounting			Agricultural Sciences			Business Studies			Economics			English First Additional Language			Geography			History			Life Sciences			Mathematical Literacy			Mathematics			Physical Sciences		
					Total Wrote	Achieved30-100%	% Achieved at 30% and Above	Total Wrote	Achieved30-100%	% Achieved at 30% and Above	Total Wrote	Achieved30-100%	% Achieved at 30% and Above	Total Wrote	Achieved30-100%	% Achieved at 30% and Above	Total Wrote	Achieved30-100%	% Achieved at 30% and Above	Total Wrote	Achieved30-100%	% Achieved at 30% and Above	Total Wrote	Achieved30-100%	% Achieved at 30% and Above	Total Wrote	Achieved30-100%	% Achieved at 30% and Above	Total Wrote	Achieved30-100%	% Achieved at 30% and Above	Total Wrote	Achieved30-100%	% Achieved at 30% and Above			
JOHANNESBURG NORTH	LEAP SCIENCE AND MATHS SCH D10	2019	8400667	99	16	16	100				7	7	100				39	39	100				23	23	100	39	39	100				39	34	87.2	32	32	100
	LEAP SCIENCE AND MATHS SCH D10	2018	8400667	99	5	5	100				10	10	100				22	22	100				17	17	100	22	22	100	3	3	100	19	13	68.4	12	12	100
	LOFENTSE COMPREHENSIVE SCHOOL	2019	8132449	3	17	13	76.5				17	12	70.6	17	17	100	148	148	100	105	89	84.8	104	102	98.1	96	64	66.7	91	81	89	48	27	56.3	24	24	100
	LOFENTSE COMPREHENSIVE SCHOOL	2018	8132449	3	30	24	80				31	24	77.4	31	29	93.5	137	137	100	75	62	82.7	76	75	98.7	83	60	72.3	67	62	92.5	57	32	56.1	27	26	96.3
	MADIBANE COMPREHENSIVE SCHOOL	2019	8140756	2	11	8	72.7				22	14	63.6	9	9	100	44	44	100	28	27	96.4	17	17	100	20	20	100	23	23	100	15	14	93.3	11	10	90.9
	MADIBANE COMPREHENSIVE SCHOOL	2018	8140756	2	9	9	100				12	10	83.3	7	7	100	30	30	100	15	14	93.3	15	15	100	15	15	100	11	11	100	13	10	76.9	6	6	100
	MCAULEY HOUSE SCHOOL	2019	8130971	99	11	11	100				27	25	92.6							29	29	100	14	14	100	46	45	97.8	23	23	100	36	35	97.2	18	18	100
	MCAULEY HOUSE SCHOOL	2018	8130971	99	19	19	100				24	24	100							25	25	100	14	14	100	46	46	100	21	21	100	38	38	100	22	22	100
	MERIDIAN COSMO CITY (INDEP CENTRE)	2019	8400841	1	6	6	100				47	44	93.6							32	32	100	29	29	100	45	45	100	39	39	100	41	38	92.7	33	33	100
	MERIDIAN COSMO CITY (INDEP CENTRE)	2018	8400841	1	10	10	100				34	32	94.1							34	34	100				48	47	97.9	25	25	100	33	32	97	25	25	100
	MUSI COMPREHENSIVE	2019	8121608	5	20	9	45				88	43	48.9	20	13	65	174	174	100	82	69	84.1				47	40	85.1	84	67	79.8	44	18	40.9	38	25	65.8



Province Districts	Centre Name	Year	Centre Number	Quintile	Subject Description																																
					Accounting			Agricultural Sciences			Business Studies			Economics			English First Additional Language			Geography			History			Life Sciences			Mathematical Literacy			Mathematics			Physical Sciences		
					Total Wrote	Achieved30-100%	% Achieved at 30% and Above	Total Wrote	Achieved30-100%	% Achieved at 30% and Above	Total Wrote	Achieved30-100%	% Achieved at 30% and Above	Total Wrote	Achieved30-100%	% Achieved at 30% and Above	Total Wrote	Achieved30-100%	% Achieved at 30% and Above	Total Wrote	Achieved30-100%	% Achieved at 30% and Above	Total Wrote	Achieved30-100%	% Achieved at 30% and Above	Total Wrote	Achieved30-100%	% Achieved at 30% and Above	Total Wrote	Achieved30-100%	% Achieved at 30% and Above	Total Wrote	Achieved30-100%	% Achieved at 30% and Above	Total Wrote	Achieved30-100%	% Achieved at 30% and Above
JOHANNESBURG NORTH	MUSI COMPREHENSIVE	2018	8121608	5	25	7	28				80	33	41.3	26	19	73.1	132	132	100	63	47	74.6				29	27	93.1	73	46	63	28	17	60.7	24	18	75
	NAMEDI SECONDARY SCHOOL	2019	8140848	2	10	6	60				50	23	46	49	23	46.9	127	126	99.2	72	53	73.6	60	58	96.7	59	39	66.1	78	62	79.5	27	12	44.4	18	17	94.4
	NAMEDI SECONDARY SCHOOL	2018	8140848	2	8	8	100				21	16	76.2	19	14	73.7	73	73	100	39	31	79.5	57	44	77.2	41	18	43.9	46	37	80.4	13	11	84.6	5	5	100
	NEW NATION SCHOOL	2019	8133348	99	7	7	100				7	7	100	7	5	71.4	26	26	100	31	29	93.5	20	20	100	31	28	90.3	30	30	100	10	5	50	11	11	100
	NEW NATION SCHOOL	2018	8133348	99	12	6	50				12	9	75	12	9	75	36	36	100	35	32	91.4	22	22	100	39	32	82.1	36	36	100	14	8	57.1	12	12	100
	NOORDGESIG SEC SCHOOL	2019	8140087	4	23	11	47.8				40	32	80	24	23	95.8				86	77	89.5	56	54	96.4	62	54	87.1	106	97	91.5	24	19	79.2	40	25	62.5
	NOORDGESIG SEC SCHOOL	2018	8140087	4	7	4	57.1				39	17	43.6	7	6	85.7				64	58	90.6	57	56	98.2	42	37	88.1	105	92	87.6	12	11	91.7	18	12	66.7
	NORTHCLIFF HIGH SCHOOL	2019	8140285	5	74	73	98.6				136	121	89							125	125	100	66	66	100	98	94	95.9	122	122	100	166	164	98.8	132	129	97.7
	NORTHCLIFF HIGH SCHOOL	2018	8140285	5	74	70	94.6				132	110	83.3							113	112	99.1	53	53	100	73	71	97.3	113	113	100	156	156	100	129	118	91.5
	NORTHRIDING SEC SCHOOL	2019	8400663	5	15	15	100				75	71	94.7							44	43	97.7	39	39	100	39	35	89.7	66	66	100	30	19	63.3	22	17	77.3
	NORTHRIDING SEC SCHOOL	2018	8400663	5	36	35	97.2				81	76	93.8							35	35	100	45	45	100	65	64	98.5	32	32	100	73	52	71.2	44	39	88.6
	ORLANDO SECONDARY SCHOOL	2019	8132670	3	12	8	66.7				38	26	68.4	12	8	66.7	70	70	100	48	41	85.4	31	29	93.5	22	18	81.8	43	40	93	16	14	87.5	21	11	52.4
ORLANDO SECONDARY SCHOOL	2018	8132670	3	7	6	85.7				54	29	53.7	9	7	77.8	97	97	100	81	59	72.8	40	37	92.5	30	30	100	60	47	78.3	28	16	57.1	29	17	58.6	

Province Districts	Centre Name	Year	Centre Number	Quintile	Subject Description																																
					Accounting			Agricultural Sciences			Business Studies			Economics			English First Additional Language			Geography			History			Life Sciences			Mathematical Literacy			Mathematics			Physical Sciences		
					Total Wrote	Achieved30-100%	% Achieved at 30% and Above	Total Wrote	Achieved30-100%	% Achieved at 30% and Above	Total Wrote	Achieved30-100%	% Achieved at 30% and Above	Total Wrote	Achieved30-100%	% Achieved at 30% and Above	Total Wrote	Achieved30-100%	% Achieved at 30% and Above	Total Wrote	Achieved30-100%	% Achieved at 30% and Above	Total Wrote	Achieved30-100%	% Achieved at 30% and Above	Total Wrote	Achieved30-100%	% Achieved at 30% and Above	Total Wrote	Achieved30-100%	% Achieved at 30% and Above	Total Wrote	Achieved30-100%	% Achieved at 30% and Above			
JOHANNESBURG NORTH	PARKTOWN GIRLS HIGH SCHOOL	2019	8131136	5	36	36	100												42	42	100	113	113	100	168	166	98.8	49	49	100	159	149	93.7	106	105	99.1	
	PARKTOWN GIRLS HIGH SCHOOL	2018	8131136	5	35	35	100												59	59	100	100	100	100	166	166	100	60	60	100	154	153	99.4	100	98	98	
	PROGRESS COMPREHENSIVE SCHOOL	2019	8121715	4	19	16	84.2				86	70	81.4	19	19	100	161	160	99.4	88	66	75	46	46	100	42	30	71.4	81	69	85.2	47	22	46.8	42	28	66.7
	PROGRESS COMPREHENSIVE SCHOOL	2018	8121715	4	26	11	42.3				68	38	55.9	26	22	84.6	178	178	100	101	88	87.1	50	49	98	83	71	85.5	93	58	62.4	58	30	51.7	51	41	80.4
	R W FICK SECONDARY SCHOOL	2019	8140095	5	16	10	62.5				40	28	70	39	27	69.2				91	77	84.6	94	93	98.9	76	45	59.2	84	80	95.2	30	11	36.7	29	23	79.3
	R W FICK SECONDARY SCHOOL	2018	8140095	5	13	13	100				25	19	76	27	25	92.6				58	52	89.7	59	58	98.3	63	43	68.3	62	57	91.9	24	20	83.3	19	19	100
	RABASOTHO COMBINED SCHOOL	2019	8152851	99	11	5	45.5				8	6	75	9	8	88.9	29	29	100	15	14	93.3	8	8	100	15	13	86.7	15	15	100	8	3	37.5			
	RABASOTHO COMBINED SCHOOL	2018	8152851	99	9	9	100				9	8	88.9	9	8	88.9	31	31	100	22	14	63.6	9	9	100	22	17	77.3	22	16	72.7	9	0	0			
	RADLEY COLLEGE	2019	8159000	99	2	2	100				18	13	72.2	3	3	100				11	11	100	10	10	100	7	7	100	15	15	100	13	7	53.8	8	8	100
	RADLEY COLLEGE	2018	8159000	99							13	13	100	7	7	100				12	12	100	9	9	100	12	12	100	10	10	100	12	9	75	2	2	100
RAND PARK HIGH SCHOOL	2019	8151241	5	51	51	100				143	129	90.2							120	119	99.2	67	67	100	120	119	99.2	115	115	100	136	131	96.3	59	59	100	
RAND PARK HIGH SCHOOL	2018	8151241	5	31	31	100				128	113	88.3							151	149	98.7	88	88	100	134	131	97.8	137	136	99.3	139	133	95.7	62	60	96.8	

Province Districts	Centre Name	Year	Centre Number	Quintile	Subject Description																																
					Accounting			Agricultural Sciences			Business Studies			Economics			English First Additional Language			Geography			History			Life Sciences			Mathematical Literacy			Mathematics			Physical Sciences		
					Total Wrote	Achieved30-100%	% Achieved at 30% and Above	Total Wrote	Achieved30-100%	% Achieved at 30% and Above	Total Wrote	Achieved30-100%	% Achieved at 30% and Above	Total Wrote	Achieved30-100%	% Achieved at 30% and Above	Total Wrote	Achieved30-100%	% Achieved at 30% and Above	Total Wrote	Achieved30-100%	% Achieved at 30% and Above	Total Wrote	Achieved30-100%	% Achieved at 30% and Above	Total Wrote	Achieved30-100%	% Achieved at 30% and Above	Total Wrote	Achieved30-100%	% Achieved at 30% and Above	Total Wrote	Achieved30-100%	% Achieved at 30% and Above	Total Wrote	Achieved30-100%	% Achieved at 30% and Above
JOHANNESBURG NORTH	RIVERLEA SEC SCHOOL	2019	8140111	2	18	13	72.2				18	17	94.4	18	11	61.1				67	51	76.1	58	55	94.8	10	8	80	111	72	64.9	11	4	36.4	10	3	30
	RIVERLEA SEC SCHOOL	2018	8140111	2	21	13	61.9				24	13	54.2	20	14	70				65	56	86.2	60	44	73.3	14	14	100	73	48	65.8	14	9	64.3	12	5	41.7
	ROOSEVELT HIGH SCHOOL	2019	8131367	5	13	12	92.3				102	90	88.2							47	46	97.9	68	68	100	75	66	88	132	132	100	36	33	91.7	28	27	96.4
	ROOSEVELT HIGH SCHOOL	2018	8131367	5	27	23	85.2				94	80	85.1							60	60	100	64	64	100	89	85	95.5	101	100	99	63	56	88.9	46	43	93.5
	SAMA HIGH SCHOOL	2019	8400136	99	8	8	100				18	17	94.4										15	15	100	22	22	100	15	15	100	14	13	92.9	11	11	100
	SAMA HIGH SCHOOL	2018	8400136	99	5	5	100				15	15	100										5	5	100	20	20	100	8	8	100	18	18	100	10	10	100
	SEKOLO SA BOROKGO	2019	8152348	99	27	27	100				23	22	95.7	14	14	100				24	23	95.8				37	36	97.3	10	10	100	41	40	97.6	28	25	89.3
	SEKOLO SA BOROKGO	2018	8152348	99	26	26	100				23	23	100	21	21	100				14	14	100				19	19	100	8	8	100	32	30	93.8	17	16	94.1
	SELELEKELA SEC SCHOOL	2019	8132902	3	49	46	93.9				91	74	81.3	88	58	65.9	310	308	99.4	201	140	69.7	199	165	82.9	102	55	53.9	186	127	68.3	80	43	53.8	35	30	85.7
	SELELEKELA SEC SCHOOL	2018	8132902	3	14	13	92.9				35	30	85.7	32	30	93.8	291	289	99.3	236	170	72	230	199	86.5	145	87	60	210	148	70.5	48	36	75	41	34	82.9
	ST ANSGARS COMBINED SCHOOL	2019	8152363	1	18	7	38.9				97	55	56.7	19	9	47.4	140	140	100	36	33	91.7	81	80	98.8	36	28	77.8	81	67	82.7	50	8	16	35	24	68.6
	ST ANSGARS COMBINED SCHOOL	2018	8152363	1	13	11	84.6				98	63	64.3	18	16	88.9	138	138	100	38	35	92.1	82	79	96.3	38	33	86.8	85	52	61.2	51	17	33.3	37	29	78.4
	ST BARNABAS COLLEGE	2019	8140368	99										37	32	86.5				40	39	97.5				76	71	93.4				88	52	59.1	41	38	92.7
	ST BARNABAS COLLEGE	2018	8140368	99										33	33	100				29	29	100				67	67	100				73	59	80.8	37	36	97.3
	SUNRISE SECONDARY SCHOOL	2019	8400417	1	12	11	91.7				47	46	97.9	46	44	95.7	121	121	100	70	63	90	37	36	97.3	69	42	60.9	76	62	81.6	39	23	59	32	24	75

Province Districts	Centre Name	Year	Centre Number	Quintile	Subject Description																																	
					Accounting			Agricultural Sciences			Business Studies			Economics			English First Additional Language			Geography			History			Life Sciences			Mathematical Literacy			Mathematics			Physical Sciences			
					Total Wrote	Achieved30-100%	% Achieved at 30% and Above	Total Wrote	Achieved30-100%	% Achieved at 30% and Above	Total Wrote	Achieved30-100%	% Achieved at 30% and Above	Total Wrote	Achieved30-100%	% Achieved at 30% and Above	Total Wrote	Achieved30-100%	% Achieved at 30% and Above	Total Wrote	Achieved30-100%	% Achieved at 30% and Above	Total Wrote	Achieved30-100%	% Achieved at 30% and Above	Total Wrote	Achieved30-100%	% Achieved at 30% and Above	Total Wrote	Achieved30-100%	% Achieved at 30% and Above	Total Wrote	Achieved30-100%	% Achieved at 30% and Above				
JOHANNESBURG NORTH	SUNRISE SECONDARY SCHOOL	2018	8400417	1	13	11	84.6				46	41	89.1	46	43	93.5	86	86	100	37	36	97.3	27	27	100	37	33	89.2	64	49	76.6	19	10	52.6	11	11	100	
	TASK ACADEMY SCHOOL	2018	8133074	99							23	11	47.8	10	6	60				21	16	76.2				15	11	73.3	22	17	77.3	5	4	80	7	6	85.7	
	THABA-JABULA SECONDARY SCHOOL	2019	8121798	3	24	20	83.3				33	27	81.8	36	26	72.2	231	230	99.6	163	129	79.1	108	94	87	132	89	67.4	98	81	82.7	92	40	43.5	71	50	70.4	
	THABA-JABULA SECONDARY SCHOOL	2018	8121798	3	23	23	100				43	37	86	44	32	72.7	187	187	100	139	107	77	75	74	98.7	143	96	67.1	99	72	72.7	81	49	60.5	57	35	61.4	
	UJ METROPOLITAN ACADEMY	2019	8132811	5	92	92	100							92	92	100																92	91	98.9	92	87	94.6	
	UJ METROPOLITAN ACADEMY	2018	8132811	5	103	103	100							102	102	100										7	7	100				103	103	100	102	98	96.1	
	WESTBURY SECONDARY SCHOOL	2019	8140137	4	13	10	76.9				121	70	57.9	45	28	62.2				115	97	84.3	115	112	97.4	68	49	72.1	153	141	92.2	7	6	85.7	18	13	72.2	
	WESTBURY SECONDARY SCHOOL	2018	8140137	4	10	6	60				85	41	48.2	24	19	79.2				97	81	83.5	99	94	94.9	36	32	88.9	108	90	83.3	14	9	64.3	9	9	100	
	WILLOWRIDGE PRIVATE SCHOOL	2019	8400026	99							3	3	100																									
	WILLOWRIDGE PRIVATE SCHOOL	2018	8400026	99							9	9	100																									

Province Districts	Centre Name	Year	Centre Number	Quintile	Subject Description																																
					Accounting			Agricultural Sciences			Business Studies			Economics			English First Additional Language			Geography			History			Life Sciences			Mathematical Literacy			Mathematics			Physical Sciences		
					Total Wrote	Achieved30-100%	% Achieved at 30% and Above	Total Wrote	Achieved30-100%	% Achieved at 30% and Above	Total Wrote	Achieved30-100%	% Achieved at 30% and Above	Total Wrote	Achieved30-100%	% Achieved at 30% and Above	Total Wrote	Achieved30-100%	% Achieved at 30% and Above	Total Wrote	Achieved30-100%	% Achieved at 30% and Above	Total Wrote	Achieved30-100%	% Achieved at 30% and Above	Total Wrote	Achieved30-100%	% Achieved at 30% and Above	Total Wrote	Achieved30-100%	% Achieved at 30% and Above	Total Wrote	Achieved30-100%	% Achieved at 30% and Above	Total Wrote	Achieved30-100%	% Achieved at 30% and Above
JOHANNESBURG SOUTH	AFRIMAT COLLEGE	2019	8400507	99						8	3	37.5	5	2	40				11	5	45.5	6	4	66.7	5	3	60	13	6	46.2	4	1	25	3	0	0	
	AFRIMAT COLLEGE	2018	8400507	99	1	1	100			5	3	60	4	3	75				12	7	58.3	6	6	100	11	8	72.7	10	6	60	7	2	28.6	6	3	50	
	AFRO-KOMBS COLLEGE	2019	8131839	99	3	3	100			9	9	100	13	12	92.3	27	27	100	23	22	95.7	6	6	100	19	13	68.4	23	23	100	9	7	77.8	6	5	83.3	
	AFRO-KOMBS COLLEGE	2018	8131839	99	5	5	100			12	11	91.7	14	14	100	25	25	100	19	19	100	4	4	100	17	17	100	17	17	100	14	13	92.9	8	7	87.5	
	AHA-THUTO SECONDARY SCHOOL	2019	8330696	2	14	12	85.7			50	39	78	33	17	51.5	178	177	99.4	93	57	61.3	82	80	97.6	91	40	44	108	80	74.1	31	16	51.6	31	18	58.1	
	AHA-THUTO SECONDARY SCHOOL	2018	8330696	2	15	14	93.3			32	21	65.6	22	16	72.7	107	105	98.1	58	44	75.9	33	32	97	53	34	64.2	52	43	82.7	33	17	51.5	33	18	54.5	
	AL-AQSA SCHOOL	2019	8111906	99	60	60	100			37	35	94.6							8	8	100	33	33	100	101	101	100	11	11	100	90	88	97.8	64	64	100	
	AL-AQSA SCHOOL	2018	8111906	99	43	43	100			52	51	98.1							10	10	100	49	49	100	102	102	100	21	21	100	81	80	98.8	50	50	100	
	AZARA SECONDARY SCHOOL	2019	8110072	5	38	28	73.7			40	19	47.5	17	10	58.8				100	78	78	76	71	93.4	109	61	56	81	54	66.7	60	35	58.3	48	31	64.6	
	AZARA SECONDARY SCHOOL	2018	8110072	5	38	32	84.2			59	35	59.3	24	20	83.3				125	89	71.2	119	113	95	122	77	63.1	128	97	75.8	37	29	78.4	37	31	83.8	
	BASA TUTORIAL INSTITUTE	2019	8131920	99	46	28	60.9	69	66	95.7	46	45	97.8	46	46	100	47	47	100	90	88	97.8				90	79	87.8	31	29	93.5	105	61	58.1	59	43	72.9
	BASA TUTORIAL INSTITUTE	2018	8131920	99	26	17	65.4	75	73	97.3	26	26	100	26	26	100	55	55	100	98	98	100				98	98	100	30	30	100	93	64	68.8	67	63	94
	BATALLION 21 ADULT CENTRE (REPEATER	2019	8111724	99				0	0							0	0								0	0						0	0		1	0	0
	BEMSSEL COLLEGE	2019	8400764	99	1	1	100			1	1	100	1	1	100				5	5	100	3	3	100	2	2	100	0	0		3	1	33.3	1	1	100	
	BEMSSEL COLLEGE	2018	8400764	99	3	3	100			3	3	100	3	3	100				1	1	100	1	1	100	1	1	100				4	1	25				



Province Districts	Centre Name	Year	Centre Number	Quintile	Subject Description																																
					Accounting			Agricultural Sciences			Business Studies			Economics			English First Additional Language			Geography			History			Life Sciences			Mathematical Literacy			Mathematics			Physical Sciences		
					Total Wrote	Achieved30-100%	% Achieved at 30% and Above	Total Wrote	Achieved30-100%	% Achieved at 30% and Above	Total Wrote	Achieved30-100%	% Achieved at 30% and Above	Total Wrote	Achieved30-100%	% Achieved at 30% and Above	Total Wrote	Achieved30-100%	% Achieved at 30% and Above	Total Wrote	Achieved30-100%	% Achieved at 30% and Above	Total Wrote	Achieved30-100%	% Achieved at 30% and Above	Total Wrote	Achieved30-100%	% Achieved at 30% and Above	Total Wrote	Achieved30-100%	% Achieved at 30% and Above	Total Wrote	Achieved30-100%	% Achieved at 30% and Above			
JOHANNESBURG SOUTH	DIVERSITY HIGH SCHOOL	2018	8120568	5	19	17	89.5				57	35	61.4	41	39	95.1				68	64	94.1	78	77	98.7	75	55	73.3	88	79	89.8	51	32	62.7	47	38	80.9
	DUNCTONWOOD PROGRESSIVE SCHOOL	2019	8132100	99	2	2	100				3	3	100	3	3	100				9	6	66.7	2	2	100	6	5	83.3	7	5	71.4	4	1	25	3	0	0
	DUNCTONWOOD PROGRESSIVE SCHOOL	2018	8132100	99	2	0	0				9	6	66.7	5	5	100				8	6	75				9	6	66.7	12	7	58.3	4	1	25	3	0	0
	EBENEZER MARANATHA INSTITUTE	2019	8400371	99	3	1	33.3				4	4	100	4	3	75				14	7	50	8	8	100	9	4	44.4	11	9	81.8	7	3	42.9	6	3	50
	EBENEZER MARANATHA INSTITUTE	2018	8400371	99	3	3	100				4	4	100	3	3	100				11	7	63.6	18	14	77.8	11	4	36.4	11	8	72.7	5	1	20	2	0	0
	EDUCATION ALIVE SCHOOL	2019	8132126	99	12	12	100				52	34	65.4	26	26	100	69	69	100	68	63	92.6	95	92	96.8	50	45	90	100	88	88	24	12	50	16	14	87.5
	EDUCATION ALIVE SCHOOL	2018	8132126	99	13	10	76.9				47	22	46.8	22	22	100	43	43	100	60	52	86.7	81	79	97.5	46	42	91.3	91	81	89	16	10	62.5	13	12	92.3
	ELETHU THEMBA SCHOOL	2019	8111823	2	10	10	100				24	21	87.5	24	17	70.8	59	59	100	31	28	90.3	20	20	100	19	17	89.5	34	24	70.6	21	8	38.1	11	11	100
	ELETHU THEMBA SCHOOL	2018	8111823	2	10	10	100				24	23	95.8	25	24	96	68	68	100	39	35	89.7	30	29	96.7	24	24	100	44	33	75	19	6	31.6	9	6	66.7
	ENNERDALE SEC SCHOOL	2019	8110023	5	22	10	45.5				24	19	79.2	13	12	92.3				35	31	88.6	32	32	100	32	26	81.3	33	29	87.9	28	7	25	8	8	100
ENNERDALE SEC SCHOOL	2018	8110023	5	34	17	50				44	32	72.7	28	25	89.3				61	51	83.6	54	52	96.3	60	35	58.3	78	65	83.3	20	10	50	6	4	66.7	



Province Districts	Centre Name	Year	Centre Number	Quintile	Subject Description																																
					Accounting			Agricultural Sciences			Business Studies			Economics			English First Additional Language			Geography			History			Life Sciences			Mathematical Literacy			Mathematics			Physical Sciences		
					Total Wrote	Achieved30-100%	% Achieved at 30% and Above	Total Wrote	Achieved30-100%	% Achieved at 30% and Above	Total Wrote	Achieved30-100%	% Achieved at 30% and Above	Total Wrote	Achieved30-100%	% Achieved at 30% and Above	Total Wrote	Achieved30-100%	% Achieved at 30% and Above	Total Wrote	Achieved30-100%	% Achieved at 30% and Above	Total Wrote	Achieved30-100%	% Achieved at 30% and Above	Total Wrote	Achieved30-100%	% Achieved at 30% and Above	Total Wrote	Achieved30-100%	% Achieved at 30% and Above	Total Wrote	Achieved30-100%	% Achieved at 30% and Above	Total Wrote	Achieved30-100%	% Achieved at 30% and Above
JOHANNESBURG SOUTH	FALCON PRIVATE SCHOOL	2019	8400265	99	5	3	60				17	17	100							12	12	100				17	17	100	7	7	100	10	4	40			
	FALCON PRIVATE SCHOOL	2018	8400265	99	5	2	40				25	9	36							25	17	68							16	11	68.8	9	1	11.1			
	FINETOWN SECONDARY SCHOOL	2019	8400394	1	22	10	45.5				68	34	50	23	11	47.8	168	166	98.8	94	86	91.5	90	89	98.9	94	75	79.8	86	82	95.3	75	20	26.7	54	42	77.8
	FINETOWN SECONDARY SCHOOL	2018	8400394	1	8	7	87.5				62	31	50	9	9	100	173	172	99.4	90	85	94.4	89	87	97.8	90	79	87.8	99	77	77.8	62	38	61.3	56	52	92.9
	FRED NORMAN SEC SCHOOL	2019	8111500	5	43	36	83.7				146	109	74.7	43	36	83.7				154	123	79.9	77	77	100	66	59	89.4	103	92	89.3	109	53	48.6	66	58	87.9
	FRED NORMAN SEC SCHOOL	2018	8111500	5	39	35	89.7				187	132	70.6	39	38	97.4				206	165	80.1	72	70	97.2	54	46	85.2	148	131	88.5	93	51	54.8	55	42	76.4
	FREEDOM COMMUNITY COLLEGE	2019	8132241	99	24	20	83.3				24	23	95.8	24	17	70.8	41	41	100	53	52	98.1	42	42	100	23	18	78.3	58	57	98.3	19	13	68.4	11	9	81.8
	FREEDOM COMMUNITY COLLEGE	2018	8132241	99	43	23	53.5				43	41	95.3	43	38	88.4	52	52	100	56	55	98.2	35	35	100	40	37	92.5	64	63	98.4	35	20	57.1	21	20	95.2
	GIBSON PILLAY LEARNING ACAD	2019	8111922	99	5	5	100				8	8	100										23	23	100	20	19	95	8	7	87.5	20	12	60	16	13	81.3
	GIBSON PILLAY LEARNING ACAD	2018	8111922	99	9	9	100				21	21	100										26	26	100	13	13	100	16	16	100	16	12	75	11	8	72.7
	GLENVISTA HIGH SCHOOL	2019	8110403	5	35	34	97.1				152	114	75	32	32	100				55	52	94.5	85	85	100	162	139	85.8	163	157	96.3	114	95	83.3	76	68	89.5
GLENVISTA HIGH SCHOOL	2018	8110403	5	36	35	97.2				147	128	87.1	26	26	100				58	56	96.6	82	80	97.6	119	115	96.6	133	131	98.5	118	106	89.8	86	76	88.4	

Province Districts	Centre Name	Year	Centre Number	Quintile	Subject Description																																						
					Accounting			Agricultural Sciences			Business Studies			Economics			English First Additional Language			Geography			History			Life Sciences			Mathematical Literacy			Mathematics			Physical Sciences								
					Total Wrote	Achieved30-100%	% Achieved at 30% and Above	Total Wrote	Achieved30-100%	% Achieved at 30% and Above	Total Wrote	Achieved30-100%	% Achieved at 30% and Above	Total Wrote	Achieved30-100%	% Achieved at 30% and Above	Total Wrote	Achieved30-100%	% Achieved at 30% and Above	Total Wrote	Achieved30-100%	% Achieved at 30% and Above	Total Wrote	Achieved30-100%	% Achieved at 30% and Above	Total Wrote	Achieved30-100%	% Achieved at 30% and Above	Total Wrote	Achieved30-100%	% Achieved at 30% and Above	Total Wrote	Achieved30-100%	% Achieved at 30% and Above	Total Wrote	Achieved30-100%	% Achieved at 30% and Above						
JOHANNESBURG SOUTH	GREENLANE COLLEGE	2019	8400313	99							15	8	53.3	13	8	61.5							10	8	80	4	4	100	9	6	66.7	18	15	83.3	4	3	75	3	3	100			
	GREENLANE COLLEGE	2018	8400313	99							13	6	46.2	13	9	69.2							12	11	91.7	10	10	100	10	7	70	21	18	85.7	5	4	80	3	3	100			
	HORIZON INTERNATIONAL HIGH SCHOOL	2019	8122309	99	4	4	100				16	16	100	13	11	84.6							11	11	100	32	32	100	35	34	97.1	25	25	100	34	30	88.2	23	23	100			
	HORIZON INTERNATIONAL HIGH SCHOOL	2018	8122309	99	8	8	100				23	22	95.7	25	25	100							14	14	100	15	15	100	25	25	100	20	20	100	36	34	94.4	21	21	100			
	IMBALI COMBINED SCHOOL	2019	8330852	3							8	7	87.5				15	15	100				10	10	100	10	10	100	4	3	75	7	7	100	3	3	100	3	3	100			
	IMBALI COMBINED SCHOOL	2018	8330852	3										5	5	100	10	10	100	1	1	100							10	9	90				10	1	10	10	7	70			
	ISIKHUMBUZO HIGH SCHOOL	2019	8330753	99	11	3	27.3				59	36	61	36	28	77.8	46	46	100													32	21	65.6	11	0	0						
	ISIKHUMBUZO HIGH SCHOOL	2018	8330753	99	10	5	50				58	15	25.9	24	13	54.2	37	37	100													20	13	65	8	1	12.5						
	ITHUBA-LETHU SEC SCHOOL	2019	8400055	99	3	3	100	7	7	100	12	12	100	12	12	100	96	88	91.7	11	11	100	72	65	90.3	7	5	71.4	56	52	92.9												
	ITHUBA-LETHU SEC SCHOOL	2018	8400055	99	6	6	100	10	6	60	27	21	77.8	26	24	92.3	169	169	100	34	26	76.5	131	120	91.6	10	8	80	163	116	71.2												
JABULILE SECONDARY SCHOOL	2019	8331611	2	15	12	80				39	25	64.1	63	52	82.5	154	153	99.4	36	26	72.2	26	25	96.2	59	42	71.2	50	46	92	49	18	36.7	40	26	65							
JABULILE SECONDARY SCHOOL	2018	8331611	2	17	15	88.2				45	34	75.6	106	95	89.6	220	220	100	54	37	68.5	48	48	100	101	80	79.2	81	60	74.1	71	40	56.3	58	47	81							

Province Districts	Centre Name	Year	Centre Number	Quintile	Subject Description																																
					Accounting			Agricultural Sciences			Business Studies			Economics			English First Additional Language			Geography			History			Life Sciences			Mathematical Literacy			Mathematics			Physical Sciences		
					Total Wrote	Achieved30-100%	% Achieved at 30% and Above	Total Wrote	Achieved30-100%	% Achieved at 30% and Above	Total Wrote	Achieved30-100%	% Achieved at 30% and Above	Total Wrote	Achieved30-100%	% Achieved at 30% and Above	Total Wrote	Achieved30-100%	% Achieved at 30% and Above	Total Wrote	Achieved30-100%	% Achieved at 30% and Above	Total Wrote	Achieved30-100%	% Achieved at 30% and Above	Total Wrote	Achieved30-100%	% Achieved at 30% and Above	Total Wrote	Achieved30-100%	% Achieved at 30% and Above	Total Wrote	Achieved30-100%	% Achieved at 30% and Above			
JOHANNESBURG SOUTH	JEPPE EDUCATION CENTRE (ELOFF STR)	2019	8400293	99	12	12	100				73	60	82.2	41	35	85.4	101	101	100	56	54	96.4	84	83	98.8	64	62	96.9	97	90	92.8	48	41	85.4	44	42	95.5
	JEPPE EDUCATION CENTRE (ELOFF STR)	2018	8400293	99	18	17	94.4				72	47	65.3	40	38	95	84	84	100	88	82	93.2	61	59	96.7	78	77	98.7	79	72	91.1	60	56	93.3	50	46	92
	JOHANNESBURG MUSLIM SCHOOL	2019	8133769	99	25	25	100				31	31	100							18	18	100	38	38	100	47	47	100	19	19	100	45	44	97.8	33	33	100
	JOHANNESBURG MUSLIM SCHOOL	2018	8133769	99	32	32	100				39	37	94.9							27	27	100	29	29	100	55	55	100	23	23	100	49	49	100	35	35	100
	JOHN ORR TECHNICAL HIGH SCHOOL	2019	8130708	4	24	21	87.5				24	22	91.7																			95	73	76.8	71	50	70.4
	JOHN ORR TECHNICAL HIGH SCHOOL	2018	8130708	4	18	17	94.4				18	18	100																		81	57	70.4	63	48	76.2	
	JOHWETO COMBINED SCHOOL	2019	8330894	99	2	2	100				2	2	100	2	2	100	19	19	100	17	16	94.1	10	10	100	17	13	76.5	15	15	100	4	4	100			
	JOHWETO COMBINED SCHOOL	2018	8330894	99	1	1	100				1	1	100	1	1	100	11	11	100	10	9	90	3	3	100	9	7	77.8	10	10	100	1	1	100			
	JORDAO COLLEGE	2019	8133918	99	2	2	100				18	12	66.7							6	4	66.7	8	8	100	3	2	66.7	18	18	100	3	3	100	2	2	100
	JORDAO COLLEGE	2018	8133918	99	1	1	100				7	6	85.7							1	1	100	3	3	100	3	3	100	9	9	100	4	2	50	3	2	66.7
	KIBLER PARK SECONDARY SCHOOL	2019	8400584	5	15	11	73.3				82	68	82.9										49	49	100	21	21	100	63	56	88.9	25	21	84	18	18	100
	KIBLER PARK SECONDARY SCHOOL	2018	8400584	5	9	8	88.9				81	65	80.2										47	47	100	25	25	100	54	49	90.7	28	23	82.1	20	20	100
	LAWLEY THUTO LEFA SECONDARY SCHOOL	2019	8400429	1	19	8	42.1				57	29	50.9	56	30	53.6	201	198	98.5	135	92	68.1	154	146	94.8	134	88	65.7	163	118	72.4	25	16	64	23	23	100

Province Districts	Centre Name	Year	Centre Number	Quintile	Subject Description																																
					Accounting			Agricultural Sciences			Business Studies			Economics			English First Additional Language			Geography			History			Life Sciences			Mathematical Literacy			Mathematics			Physical Sciences		
					Total Wrote	Achieved30-100%	% Achieved at 30% and Above	Total Wrote	Achieved30-100%	% Achieved at 30% and Above	Total Wrote	Achieved30-100%	% Achieved at 30% and Above	Total Wrote	Achieved30-100%	% Achieved at 30% and Above	Total Wrote	Achieved30-100%	% Achieved at 30% and Above	Total Wrote	Achieved30-100%	% Achieved at 30% and Above	Total Wrote	Achieved30-100%	% Achieved at 30% and Above	Total Wrote	Achieved30-100%	% Achieved at 30% and Above	Total Wrote	Achieved30-100%	% Achieved at 30% and Above	Total Wrote	Achieved30-100%	% Achieved at 30% and Above			
JOHANNESBURG SOUTH	LAWLEY THUTO LEFA SECONDARY SCHOOL	2018	8400429	1	10	7	70				53	33	62.3	42	36	85.7	213	211	99.1	123	102	82.9	178	168	94.4	117	85	72.6	132	107	81.1	25	17	68	23	21	91.3
	LEEDS BUSINESS COLLEGE REPEATERS	2019	8400167	99							3	1	33.3	3	3	100				2	2	100	5	5	100	3	1	33.3	17	8	47.1						
	LEEDS BUSINESS COLLEGE REPEATERS	2018	8400167	99	1	0	0				19	2	10.5	7	4	57.1				11	3	27.3	8	7	87.5	12	2	16.7	12	6	50	8	1	12.5	6	1	16.7
	LENASIA MUSLIM SCHOOL	2019	8111583	99	51	51	100				28	28	100							23	23	100				75	74	98.7	10	10	100	65	61	93.8	47	47	100
	LENASIA MUSLIM SCHOOL	2018	8111583	99	79	78	98.7				33	33	100							11	11	100	1	1	100	91	91	100	7	7	100	84	79	94	59	58	98.3
	LENASIA SOUTH SECONDARY SCHOOL	2019	8110213	5	32	31	96.9				62	52	83.9							74	74	100	17	17	100	108	97	89.8	63	57	90.5	56	46	82.1	44	42	95.5
	LENASIA SOUTH SECONDARY SCHOOL	2018	8110213	5	27	25	92.6				73	62	84.9							88	88	100	23	23	100	101	94	93.1	86	82	95.3	42	35	83.3	31	25	80.6
	LESHATA SECONDARY SCHOOL	2019	8330969	2	14	14	100				50	46	92	37	36	97.3	164	164	100	121	106	87.6	93	93	100	120	101	84.2	92	91	98.9	66	38	57.6	40	40	100
	LESHATA SECONDARY SCHOOL	2018	8330969	2	53	50	94.3				84	78	92.9	53	51	96.2	249	249	100	164	143	87.2	104	100	96.2	149	116	77.9	131	123	93.9	84	65	77.4	41	40	97.6
	MASIBAMBANE COLLEGE	2019	8331884	99	10	9	90				29	28	96.6							54	54	100	20	20	100	25	25	100	23	23	100	31	29	93.5	25	25	100
	MASIBAMBANE COLLEGE	2018	8331884	99	12	12	100				28	26	92.9							54	54	100	16	16	100	26	26	100	22	22	100	32	31	96.9	26	23	88.5
	MBOWA ACADEMY	2019	8400350	99	1	0	0	0	0		11	4	36.4	6	1	16.7				13	7	53.8	7	3	42.9	6	2	33.3	15	11	73.3	5	1	20	5	1	20

Province Districts	Centre Name	Year	Centre Number	Quintile	Subject Description																																		
					Accounting			Agricultural Sciences			Business Studies			Economics			English First Additional Language			Geography			History			Life Sciences			Mathematical Literacy			Mathematics			Physical Sciences				
					Total Wrote	Achieved30-100%	% Achieved at 30% and Above	Total Wrote	Achieved30-100%	% Achieved at 30% and Above	Total Wrote	Achieved30-100%	% Achieved at 30% and Above	Total Wrote	Achieved30-100%	% Achieved at 30% and Above	Total Wrote	Achieved30-100%	% Achieved at 30% and Above	Total Wrote	Achieved30-100%	% Achieved at 30% and Above	Total Wrote	Achieved30-100%	% Achieved at 30% and Above	Total Wrote	Achieved30-100%	% Achieved at 30% and Above	Total Wrote	Achieved30-100%	% Achieved at 30% and Above	Total Wrote	Achieved30-100%	% Achieved at 30% and Above					
JOHANNESBURG SOUTH	METROPOLITAN COLLEGE	2019	8134007	99							11	5	45.5	11	9	81.8	12	12	100	2	2	100	13	13	100	2	2	100	9	8	88.9	3	1	33.3					
	METROPOLITAN COLLEGE	2018	8134007	99	8	5	62.5				9	9	100	9	9	100	18	18	100	9	9	100	4	4	100	10	9	90	8	8	100	11	2	18.2	6	4	66.7		
	MOSES MAREN MISSION TECHNICAL SECONDARY	2019	8111658	2	16	4	25				42	34	81	27	15	55.6	108	108	100	61	60	98.4				50	45	90	27	21	77.8	56	23	41.1	41	26	63.4		
	MOSES MAREN MISSION TECHNICAL SECONDARY	2018	8111658	2	46	13	28.3				91	66	72.5	53	33	62.3	213	208	97.7	71	59	83.1				60	40	66.7	59	46	78	57	23	40.4	44	17	38.6		
	MPHETHI MAHLATSI SEC SCHOOL	2019	8331950	2	9	5	55.6				25	21	84	26	16	61.5	313	311	99.4	273	218	79.9	182	171	94	208	85	40.9	258	200	77.5	31	22	71	64	41	64.1		
	MPHETHI MAHLATSI SEC SCHOOL	2018	8331950	2	21	9	42.9				19	16	84.2	23	22	95.7	251	249	99.2	189	149	78.8	143	132	92.3	116	85	73.3	189	153	81	20	19	95	32	30	93.8		
	NATIONAL SCHOOL OF THE ARTS	2019	8131037	5							65	64	98.5									36	34	94.4	61	61	100	63	62	98.4	83	83	100	46	43	93.5	32	30	93.8
	NATIONAL SCHOOL OF THE ARTS	2018	8131037	5							55	54	98.2									41	40	97.6	28	28	100	60	60	100	66	66	100	39	36	92.3	26	23	88.5
	NATIONWIDE SCHOOL FOR ACADEMIC EXCEL	2019	8400454	99	6	6	100				36	36	100	26	26	100						38	38	100	34	34	100	22	22	100	55	55	100	20	19	95	15	15	100
	NATIONWIDE SCHOOL FOR ACADEMIC EXCEL	2018	8400454	99	7	7	100				31	31	100	19	18	94.7						19	19	100	22	22	100	14	14	100	39	36	92.3	13	13	100	12	12	100
NEW MODEL PRIVATE COLLEGE	2019	8132613	99	26	19	73.1				46	45	97.8	26	23	88.5	65	65	100	48	48	100	22	22	100	47	42	89.4	40	40	100	33	20	60.6	27	25	92.6			

Province Districts	Subject Description																																				
	Centre Name	Year	Centre Number	Quintile	Accounting			Agricultural Sciences			Business Studies			Economics			English First Additional Language			Geography			History			Life Sciences			Mathematical Literacy			Mathematics			Physical Sciences		
					Total Wrote	Achieved30-100%	% Achieved at 30% and Above	Total Wrote	Achieved30-100%	% Achieved at 30% and Above	Total Wrote	Achieved30-100%	% Achieved at 30% and Above	Total Wrote	Achieved30-100%	% Achieved at 30% and Above	Total Wrote	Achieved30-100%	% Achieved at 30% and Above	Total Wrote	Achieved30-100%	% Achieved at 30% and Above	Total Wrote	Achieved30-100%	% Achieved at 30% and Above	Total Wrote	Achieved30-100%	% Achieved at 30% and Above	Total Wrote	Achieved30-100%	% Achieved at 30% and Above	Total Wrote	Achieved30-100%	% Achieved at 30% and Above			
JOHANNESBURG SOUTH	NEW MODEL PRIVATE COLLEGE	2018	8132613	99	31	26	83.9				56	56	100	31	31	100	80	80	100	58	58	100	24	24	100	58	55	94.8	24	20	83.3	64	24	37.5	33	30	90.9
	OAKDALE SEC SCHOOL	2019	8111815	5	15	11	73.3				43	22	51.2	50	21	42				49	31	63.3	54	53	98.1	27	19	70.4	88	66	75	16	7	43.8	14	13	92.9
	OAKDALE SEC SCHOOL	2018	8111815	5	19	11	57.9				39	18	46.2	34	20	58.8				39	31	79.5	44	42	95.5	16	16	100	63	39	61.9	18	9	50	16	14	87.5
	ORANGE FARM SECONDARY SCHOOL	2019	8400521	3	21	12	57.1				47	35	74.5	23	13	56.5	120	120	100	77	70	90.9	35	34	97.1	47	41	87.2	58	53	91.4	36	15	41.7	19	12	63.2
	ORANGE FARM SECONDARY SCHOOL	2018	8400521	3	14	9	64.3				43	18	41.9	18	9	50	105	105	100	82	57	69.5	29	27	93.1	48	31	64.6	57	46	80.7	33	6	18.2	22	11	50
	PHOENIX COLLEGE OF JOHANNESBURG	2019	8132720	99	6	6	100				51	50	98	25	23	92	37	37	100	37	36	97.3	40	40	100	48	47	97.9	81	79	97.5	32	28	87.5	17	16	94.1
	PHOENIX COLLEGE OF JOHANNESBURG	2018	8132720	99	11	11	100				55	52	94.5	23	23	100	21	21	100	18	18	100				36	36	100	49	47	95.9	40	40	100	22	22	100
	PROVIDENCE ACADEMY	2019	8132753	99	13	13	100				29	26	89.7	29	22	75.9	51	51	100	35	35	100	24	24	100	35	24	68.6	60	46	76.7	28	8	28.6	14	7	50
	PROVIDENCE ACADEMY	2018	8132753	99	13	7	53.8				24	19	79.2	24	23	95.8	47	47	100	35	30	85.7	16	16	100	36	23	63.9	36	31	86.1	40	12	30	16	11	68.8
	QALABOTJHA SECONDARY SCHOOL	2019	8400235	1	10	9	90				26	18	69.2	24	18	75	188	186	98.9	146	105	71.9	109	97	89	148	72	48.6	109	41	37.6	61	12	19.7	50	41	82
	QALABOTJHA SECONDARY SCHOOL	2018	8400235	1	12	7	58.3				35	21	60	33	30	90.9	140	140	100	97	73	75.3	66	65	98.5	95	52	54.7	85	47	55.3	41	14	34.1	29	24	82.8
QOQA SECONDARY SCHOOL	2019	8331181	2	8	7	87.5				27	12	44.4	28	14	50	88	88	100	43	36	83.7	34	32	94.1	11	10	90.9	56	46	82.1	14	9	64.3	13	12	92.3	
QOQA SECONDARY SCHOOL	2018	8331181	2	5	5	100				25	13	52	25	22	88	100	100	100	53	42	79.2	44	39	88.6	19	15	78.9	60	42	70	17	13	76.5	17	13	76.5	

Province Districts	Centre Name	Year	Centre Number	Quintile	Subject Description																																
					Accounting			Agricultural Sciences			Business Studies			Economics			English First Additional Language			Geography			History			Life Sciences			Mathematical Literacy			Mathematics			Physical Sciences		
					Total Wrote	Achieved30-100%	% Achieved at 30% and Above	Total Wrote	Achieved30-100%	% Achieved at 30% and Above	Total Wrote	Achieved30-100%	% Achieved at 30% and Above	Total Wrote	Achieved30-100%	% Achieved at 30% and Above	Total Wrote	Achieved30-100%	% Achieved at 30% and Above	Total Wrote	Achieved30-100%	% Achieved at 30% and Above	Total Wrote	Achieved30-100%	% Achieved at 30% and Above	Total Wrote	Achieved30-100%	% Achieved at 30% and Above	Total Wrote	Achieved30-100%	% Achieved at 30% and Above	Total Wrote	Achieved30-100%	% Achieved at 30% and Above			
JOHANNESBURG SOUTH	RAND MEISIESKOOL/ GIRLS SCHOOL	2019	8131334	4	20	15	75				124	110	88.7							68	67	98.5	78	78	100	117	100	85.5	128	125	97.7	57	40	70.2	26	23	88.5
	RAND MEISIESKOOL/ GIRLS SCHOOL	2018	8131334	4	27	22	81.5				143	126	88.1							71	70	98.6	84	84	100	135	117	86.7	138	128	92.8	62	52	83.9	39	34	87.2
	RAPHELA SECONDARY SCHOOL	2019	8331215	2	18	17	94.4	3	3	100	19	19	100	19	19	100	98	98	100	59	40	67.8	41	34	82.9	34	24	70.6	37	29	78.4	36	16	44.4	24	15	62.5
	RAPHELA SECONDARY SCHOOL	2018	8331215	2	16	8	50	15	14	93.3	23	18	78.3	18	18	100	238	238	100	150	106	70.7	99	83	83.8	96	74	77.1	68	46	67.6	76	32	42.1	65	39	60
	ROSTEC TECHNICAL FET COLLEGE-MARKET	2019	8400438	99	3	2	66.7	2	1	50	13	3	23.1	7	6	85.7				6	5	83.3	6	6	100	6	4	66.7	7	6	85.7	9	3	33.3	4	3	75
	ROSTEC TECHNICAL FET COLLEGE-MARKET	2018	8400438	99	3	1	33.3				15	1	6.7	9	8	88.9				8	5	62.5	9	9	100	8	1	12.5	15	12	80	4	1	25	2	2	100
	SAKHISIZWE SEC SCHOOL	2019	8331546	1	22	11	50				24	18	75	21	12	57.1	146	143	97.9	114	78	68.4	85	81	95.3	98	47	48	113	80	70.8	31	15	48.4	30	20	66.7
	SAKHISIZWE SEC SCHOOL	2018	8331546	1	11	9	81.8				11	10	90.9	11	9	81.8	48	48	100	35	34	97.1	25	25	100	26	24	92.3	35	30	85.7	12	8	66.7	11	7	63.6
	SIYAPHAMBILI SECONDARY SCHOOL	2019	8331660	99													59	59	100	51	40	78.4	36	33	91.7	61	51	83.6	29	27	93.1	23	4	17.4	22	8	36.4
	SIYAPHAMBILI SECONDARY SCHOOL	2018	8331660	99													51	51	100	47	36	76.6	29	29	100	51	45	88.2	25	21	84	21	10	47.6	22	20	90.9
	SOUTHVIEW HIGH SCHOOL	2019	8110197	5	34	27	79.4				94	66	70.2	30	23	76.7				150	116	77.3	38	37	97.4	121	76	62.8	138	117	84.8	52	37	71.2	39	28	71.8
	SOUTHVIEW HIGH SCHOOL	2018	8110197	5	37	33	89.2				68	62	91.2	33	33	100				102	95	93.1	33	33	100	109	93	85.3	90	86	95.6	61	42	68.9	36	32	88.9



Province Districts	Centre Name	Year	Centre Number	Quintile	Subject Description																																
					Accounting			Agricultural Sciences			Business Studies			Economics			English First Additional Language			Geography			History			Life Sciences			Mathematical Literacy			Mathematics			Physical Sciences		
					Total Wrote	Achieved30-100%	% Achieved at 30% and Above	Total Wrote	Achieved30-100%	% Achieved at 30% and Above	Total Wrote	Achieved30-100%	% Achieved at 30% and Above	Total Wrote	Achieved30-100%	% Achieved at 30% and Above	Total Wrote	Achieved30-100%	% Achieved at 30% and Above	Total Wrote	Achieved30-100%	% Achieved at 30% and Above	Total Wrote	Achieved30-100%	% Achieved at 30% and Above	Total Wrote	Achieved30-100%	% Achieved at 30% and Above	Total Wrote	Achieved30-100%	% Achieved at 30% and Above	Total Wrote	Achieved30-100%	% Achieved at 30% and Above			
JOHANNESBURG SOUTH	SUCCESS-KATLEGO ACADEMY	2019	8400629	99							6	1	16.7	6	1	16.7	17	17	100	10	10	100	13	13	100	6	6	100	16	14	87.5	1	0	0			
	SUCCESS-KATLEGO ACADEMY	2018	8400629	99							5	1	20	4	1	25	11	11	100	6	5	83.3	4	2	50	5	3	60	10	6	60	1	1	100	1	1	100
	SUMMAT - MARKET STR	2019	8400377	99	4	4	100				10	8	80	7	6	85.7	5	5	100	14	11	78.6	12	11	91.7	10	7	70	14	12	85.7	6	2	33.3	4	4	100
	SUMMAT - MARKET STR	2018	8400377	99	1	1	100				5	4	80	3	3	100				6	6	100	4	4	100	5	5	100	6	5	83.3	4	3	75	4	2	50
	SUPREME EDUCATIONAL COLLEGE	2019	8133058	99							5	3	60	5	4	80	5	5	100	4	4	100	10	9	90	7	1	14.3	8	8	100	1	0	0	1	0	0
	SUPREME EDUCATIONAL COLLEGE	2018	8133058	99	3	2	66.7				5	5	100	6	5	83.3	1	1	100	2	2	100	6	6	100	5	3	60	8	5	62.5	5	4	80	1	1	100
	THAMSANQA SECONDARY SCHOOL	2019	8331405	2	15	13	86.7				34	29	85.3	52	26	50	121	119	98.3	74	48	64.9	29	29	100	56	44	78.6	71	56	78.9	32	6	18.8	25	12	48
	THAMSANQA SECONDARY SCHOOL	2018	8331405	2	29	23	79.3				63	43	68.3	96	59	61.5	203	203	100	104	58	55.8	49	48	98	71	47	66.2	118	72	61	41	10	24.4	31	27	87.1
	THE AFRICA HOUSE COLLEGE	2019	8111343	99	3	3	100				18	18	100	9	9	100	25	25	100	28	28	100	16	15	93.8	20	20	100	19	19	100	11	10	90.9	10	10	100
	THE AFRICA HOUSE COLLEGE	2018	8111343	99	3	3	100				21	21	100	12	12	100	23	23	100	21	21	100	11	11	100	12	12	100	23	23	100	3	3	100	0	0	
	THE HILL HIGH SCHOOL	2019	8121137	5							113	97	85.8	64	54	84.4				38	37	97.4	71	70	98.6	144	122	84.7	139	135	97.1	66	43	65.2	49	38	77.6
	THE HILL HIGH SCHOOL	2018	8121137	5	52	37	71.2				136	126	92.6	43	43	100				46	44	95.7	53	53	100	105	97	92.4	137	132	96.4	59	43	72.9	32	25	78.1
	THETHA SECONDARY SCHOOL	2019	8331645	1	30	26	86.7				78	53	67.9	28	27	96.4	167	167	100	117	107	91.5	59	59	100	29	19	65.5	96	78	81.3	48	14	29.2	20	10	50

Province Districts	Subject Description																																				
	Centre Name	Year	Centre Number	Quintile	Accounting			Agricultural Sciences			Business Studies			Economics			English First Additional Language			Geography			History			Life Sciences			Mathematical Literacy			Mathematics			Physical Sciences		
					Total Wrote	Achieved30-100%	% Achieved at 30% and Above	Total Wrote	Achieved30-100%	% Achieved at 30% and Above	Total Wrote	Achieved30-100%	% Achieved at 30% and Above	Total Wrote	Achieved30-100%	% Achieved at 30% and Above	Total Wrote	Achieved30-100%	% Achieved at 30% and Above	Total Wrote	Achieved30-100%	% Achieved at 30% and Above	Total Wrote	Achieved30-100%	% Achieved at 30% and Above	Total Wrote	Achieved30-100%	% Achieved at 30% and Above	Total Wrote	Achieved30-100%	% Achieved at 30% and Above	Total Wrote	Achieved30-100%	% Achieved at 30% and Above			
JOHANNESBURG SOUTH	THETHA SECONDARY SCHOOL	2018	8331645	1	13	9	69.2				36	31	86.1	12	12	100	114	114	100	92	88	95.7	29	29	100	49	44	89.8	46	42	91.3	58	33	56.9	46	34	73.9
	THULA MNTWANA COMB SCHOOL	2019	8331876	99	7	7	100				8	8	100	7	6	85.7	31	31	100	18	18	100	20	20	100	18	13	72.2	19	18	94.7	9	3	33.3			
	THULA MNTWANA COMB SCHOOL	2018	8331876	99	8	6	75				10	8	80	8	7	87.5	26	26	100	13	13	100	15	15	100	14	12	85.7	14	13	92.9	7	4	57.1			
	THUSA-SETJHABA SEC SCHOOL	2019	8321554	2	11	9	81.8				36	24	66.7	38	28	73.7	243	241	99.2	131	109	83.2	132	120	90.9	64	41	64.1	113	87	77	46	25	54.3	36	30	83.3
	THUSA-SETJHABA SEC SCHOOL	2018	8321554	2	16	8	50				19	14	73.7	26	18	69.2	150	150	100	88	84	95.5	56	54	96.4	91	85	93.4	55	50	90.9	42	32	76.2	41	41	100
	TSHEPO YA RONA SECONDARY SCHOOL	2019	8400522	2	10	6	60				19	14	73.7	18	9	50	103	100	97.1	85	65	76.5	59	57	96.6	55	28	50.9	63	35	55.6	40	8	20	30	15	50
	TSHEPO YA RONA SECONDARY SCHOOL	2018	8400522	2	5	4	80				13	11	84.6	12	12	100	56	56	100	41	30	73.2	23	23	100	27	25	92.6	29	15	51.7	23	8	34.8	18	13	72.2
	VECTOR COLLEGE	2019	8133249	99	14	12	85.7				14	13	92.9	14	10	71.4	35	35	100	48	45	93.8	30	28	93.3	48	29	60.4	36	34	94.4	26	7	26.9	18	13	72.2
	VECTOR COLLEGE	2018	8133249	99	23	16	69.6				23	21	91.3	23	21	91.3	49	49	100	58	53	91.4	34	34	100	58	38	65.5	53	50	94.3	28	18	64.3	24	21	87.5
	VINE COLLEGE (ROSENEATH)	2019	8400023	99							1	0	0							3	2	66.7				2	1	50	2	2	100	1	0	0			
	VULANINDLELA SECONDARY	2019	8331504	2	26	9	34.6				25	17	68	29	18	62.1	88	88	100	47	34	72.3	24	24	100	36	28	77.8	44	39	88.6	24	20	83.3	19	18	94.7
	VULANINDLELA SECONDARY	2018	8331504	2	23	13	56.5				20	20	100	21	19	90.5	120	119	99.2	61	47	77	50	45	90	44	32	72.7	44	38	86.4	32	23	71.9	21	15	71.4
	VUTOMI HIGH SCHOOL	2019	8331976	99				5	4	80							16	13	81.3	6	5	83.3	4	4	100	2	2	100	2	2	100	1	1	100	1	1	100

Province Districts	Subject Description																																				
	Centre Name	Year	Centre Number	Quintile	Accounting			Agricultural Sciences			Business Studies			Economics			English First Additional Language			Geography			History			Life Sciences			Mathematical Literacy			Mathematics			Physical Sciences		
					Total Wrote	Achieved30-100%	% Achieved at 30% and Above	Total Wrote	Achieved30-100%	% Achieved at 30% and Above	Total Wrote	Achieved30-100%	% Achieved at 30% and Above	Total Wrote	Achieved30-100%	% Achieved at 30% and Above	Total Wrote	Achieved30-100%	% Achieved at 30% and Above	Total Wrote	Achieved30-100%	% Achieved at 30% and Above	Total Wrote	Achieved30-100%	% Achieved at 30% and Above	Total Wrote	Achieved30-100%	% Achieved at 30% and Above	Total Wrote	Achieved30-100%	% Achieved at 30% and Above	Total Wrote	Achieved30-100%	% Achieved at 30% and Above	Total Wrote	Achieved30-100%	% Achieved at 30% and Above
JOHANNESBURG SOUTH	VUTOMI HIGH SCHOOL	2018	8331976	99	3	1	33.3				23	4	17.4	8	4	50	50	48	96	12	6	50	25	17	68	4	2	50	42	10	23.8	2	0	0	1	1	100
	WATERSHED TECHNICAL SCHOOL	2019	8400452	99	1	1	100				6	5	83.3	2	2	100	1	1	100	4	4	100	3	3	100	1	1	100	4	4	100	2	0	0	0	0	
	WATERSHED TECHNICAL SCHOOL	2018	8400452	99							4	1	25	3	1	33.3	0	0		3	2	66.7	1	1	100	1	1	100	3	3	100	1	0	0			
	WATERSRAND HIGH SCHOOL	2019	8400302	99	1	0	0				8	1	12.5	2	1	50	9	7	77.8	7	3	42.9	8	6	75	4	2	50	9	8	88.9	3	0	0	1	0	0
	WATERSRAND HIGH SCHOOL	2018	8400302	99							6	4	66.7	1	0	0	9	9	100	9	8	88.9	7	7	100	8	8	100	10	7	70	5	2	40	3	2	66.7
	WHITE HOUSE COLLEGE (INDEP CENTRE)	2019	8400710	99	2	1	50				12	6	50	10	4	40				12	10	83.3	9	9	100	7	5	71.4	13	10	76.9	6	3	50	3	1	33.3
	WHITE HOUSE COLLEGE (INDEP CENTRE)	2018	8400710	99	2	0	0				9	2	22.2	7	5	71.4				7	4	57.1	6	5	83.3	4	4	100	8	4	50	5	4	80	4	4	100
	WHITESTONE COLLEGE	2019	8400274	99	2	2	100				12	12	100	7	6	85.7				17	13	76.5	12	12	100	10	9	90	15	11	73.3	11	6	54.5	9	8	88.9
	WHITESTONE COLLEGE	2018	8400274	99	5	1	20				15	7	46.7	9	7	77.8				17	11	64.7	15	9	60	9	6	66.7	20	9	45	6	4	66.7	4	3	75
	WILLOWMEAD SEC SCHOOL	2019	8110767	4	15	13	86.7				41	21	51.2	18	12	66.7				56	48	85.7	37	37	100	73	50	68.5	107	95	88.8	42	27	64.3	65	36	55.4
	WILLOWMEAD SEC SCHOOL	2018	8110767	4	17	10	58.8				50	33	66	36	32	88.9				56	55	98.2	10	10	100	63	41	65.1	68	63	92.6	55	14	25.5	49	15	30.6

Province Districts	Centre Name	Year	Centre Number	Quintile	Subject Description																																
					Accounting			Agricultural Sciences			Business Studies			Economics			English First Additional Language			Geography			History			Life Sciences			Mathematical Literacy			Mathematics			Physical Sciences		
					Total Wrote	Achieved30-100%	% Achieved at 30% and Above	Total Wrote	Achieved30-100%	% Achieved at 30% and Above	Total Wrote	Achieved30-100%	% Achieved at 30% and Above	Total Wrote	Achieved30-100%	% Achieved at 30% and Above	Total Wrote	Achieved30-100%	% Achieved at 30% and Above	Total Wrote	Achieved30-100%	% Achieved at 30% and Above	Total Wrote	Achieved30-100%	% Achieved at 30% and Above	Total Wrote	Achieved30-100%	% Achieved at 30% and Above	Total Wrote	Achieved30-100%	% Achieved at 30% and Above	Total Wrote	Achieved30-100%	% Achieved at 30% and Above			
JOHANNESBURG SOUTH	WISDOM AND KNOWLEDGE COL	2019	8400682	99	5	1	20	5	0	0	24	3	12.5	13	3	23.1	13	11	84.6	20	12	60	3	2	66.7	11	2	18.2	28	15	53.6	8	1	12.5	5	1	20
	WISDOM AND KNOWLEDGE COL	2018	8400682	99							9	3	33.3	7	3	42.9	6	6	100	4	2	50				2	1	50	8	5	62.5	3	1	33.3	1	1	100
	ZAKARIYAH PARK SECONDARY SCHOOL	2019	8111526	5	34	31	91.2				57	50	87.7	55	46	83.6				52	48	92.3	43	42	97.7	27	27	100	67	63	94	39	29	74.4	27	23	85.2
	ZAKARIYAH PARK SECONDARY SCHOOL	2018	8111526	5	44	39	88.6				37	36	97.3	36	35	97.2				50	48	96	47	46	97.9	33	32	97	67	66	98.5	30	30	100	26	26	100
JOHANNESBURG WEST	ALLEN GLEN HIGH SCHOOL	2019	8252189	5	22	21	95.5				84	63	75	32	28	87.5				60	59	98.3	41	41	100	74	71	95.9	137	135	98.5	79	66	83.5	55	50	90.9
	ALLEN GLEN HIGH SCHOOL	2018	8252189	5	22	22	100				115	75	65.2	46	40	87				30	30	100	29	29	100	72	70	97.2	134	132	98.5	65	57	87.7	51	47	92.2
	ANCHOR COMPREHENSIVE	2019	8131862	3	15	14	93.3				35	26	74.3	35	20	57.1	126	126	100	76	62	81.6	36	36	100	38	32	84.2	80	68	85	21	15	71.4	17	15	88.2
	ANCHOR COMPREHENSIVE	2018	8131862	3	8	8	100				26	21	80.8	47	36	76.6	118	118	100	61	56	91.8	42	39	92.9	40	30	75	64	52	81.3	28	20	71.4	20	18	90
	BRIDGEWAY CHRISTIAN SCHOOL	2018	8400311	99							3	2	66.7				1	1	100							2	2	100	3	3	100						
	EAGLE HOUSE LEARNING CENTRE	2019	8400287	99	5	5	100				21	15	71.4	11	11	100				8	8	100	12	12	100	6	5	83.3	21	21	100	8	6	75	3	3	100
	EAGLE HOUSE LEARNING CENTRE	2018	8400287	99	1	1	100				25	13	52							20	16	80	17	17	100	15	13	86.7	28	28	100	7	7	100	7	6	85.7
EMADWALENI SECONDARY SCHOOL	2019	8132167	3	6	5	83.3				29	27	93.1	28	27	96.4	107	107	100	38	37	97.4	30	30	100	13	12	92.3	52	52	100	19	11	57.9	13	12	92.3	

Province Districts	Centre Name	Year	Centre Number	Quintile	Subject Description																																
					Accounting			Agricultural Sciences			Business Studies			Economics			English First Additional Language			Geography			History			Life Sciences			Mathematical Literacy			Mathematics			Physical Sciences		
					Total Wrote	Achieved30-100%	% Achieved at 30% and Above	Total Wrote	Achieved30-100%	% Achieved at 30% and Above	Total Wrote	Achieved30-100%	% Achieved at 30% and Above	Total Wrote	Achieved30-100%	% Achieved at 30% and Above	Total Wrote	Achieved30-100%	% Achieved at 30% and Above	Total Wrote	Achieved30-100%	% Achieved at 30% and Above	Total Wrote	Achieved30-100%	% Achieved at 30% and Above	Total Wrote	Achieved30-100%	% Achieved at 30% and Above	Total Wrote	Achieved30-100%	% Achieved at 30% and Above	Total Wrote	Achieved30-100%	% Achieved at 30% and Above			
JOHANNESBURG WEST	EMADWALENI SECONDARY SCHOOL	2018	8132167	3	4	4	100				20	17	85	21	19	90.5	107	106	99.1	58	40	69	52	52	100	14	14	100	72	65	90.3	12	11	91.7	13	12	92.3
	FLORIDA PARK HIGH SCHOOL	2019	8250142	5	30	30	100				161	119	73.9	86	81	94.2				77	73	94.8	83	83	100	136	125	91.9	190	187	98.4	89	79	88.8	69	67	97.1
	FLORIDA PARK HIGH SCHOOL	2018	8250142	5	26	25	96.2				148	117	79.1	56	56	100				59	56	94.9	95	95	100	139	135	97.1	160	158	98.8	77	59	76.6	59	58	98.3
	FORTE SECONDARY SCHOOL	2019	8251405	4	57	47	82.5				142	115	81	44	42	95.5	305	305	100	142	125	88	236	235	99.6	94	82	87.2	220	189	85.9	68	53	77.9	54	46	85.2
	FORTE SECONDARY SCHOOL	2018	8251405	4	57	56	98.2				205	162	79	84	75	89.3	304	304	100	179	114	63.7	239	233	97.5	83	65	78.3	224	190	84.8	52	49	94.2	43	31	72.1
	GEORGE KHOSA SECONDARY SCHOOL	2019	8251413	4	12	12	100				54	43	79.6	39	36	92.3	120	120	100	76	73	96.1	53	53	100	38	35	92.1	80	72	90	36	16	44.4	25	24	96
	GEORGE KHOSA SECONDARY SCHOOL	2018	8251413	4	12	12	100				33	27	81.8	33	33	100	99	99	100	65	54	83.1	44	43	97.7	43	40	93	65	56	86.2	34	18	52.9	21	20	95.2
	GRACE CHRISTIAN SCHOOL	2019	8252768	99							5	3	60							2	2	100	3	3	100	4	3	75	3	3	100	2	1	50	1	1	100
	GRACE CHRISTIAN SCHOOL	2018	8252768	99							7	6	85.7							2	1	50	5	5	100	6	6	100	3	3	100	4	4	100	2	2	100
	HOËRSKOOL DIE ADELAAR	2019	8250217	5	23	23	100				114	87	76.3	76	54	71.1	3	3	100				57	57	100	60	55	91.7	107	104	97.2	51	50	98	25	24	96
	HOËRSKOOL DIE ADELAAR	2018	8250217	5	30	30	100				147	101	68.7	96	90	93.8	4	4	100				74	74	100	85	81	95.3	129	129	100	58	56	96.6	23	22	95.7
	HOËRSKOOL DIE BURGER	2019	8250225	5	4	4	100				40	26	65				12	12	100	55	46	83.6				55	42	76.4	84	73	86.9	23	16	69.6	22	20	90.9

Province Districts	Centre Name	Year	Centre Number	Quintile	Subject Description																																
					Accounting			Agricultural Sciences			Business Studies			Economics			English First Additional Language			Geography			History			Life Sciences			Mathematical Literacy			Mathematics			Physical Sciences		
					Total Wrote	Achieved30-100%	% Achieved at 30% and Above	Total Wrote	Achieved30-100%	% Achieved at 30% and Above	Total Wrote	Achieved30-100%	% Achieved at 30% and Above	Total Wrote	Achieved30-100%	% Achieved at 30% and Above	Total Wrote	Achieved30-100%	% Achieved at 30% and Above	Total Wrote	Achieved30-100%	% Achieved at 30% and Above	Total Wrote	Achieved30-100%	% Achieved at 30% and Above	Total Wrote	Achieved30-100%	% Achieved at 30% and Above	Total Wrote	Achieved30-100%	% Achieved at 30% and Above	Total Wrote	Achieved30-100%	% Achieved at 30% and Above			
JOHANNESBURG WEST	HOËRSKOOL DIE BURGER	2018	8250225	5	8	7	87.5				72	50	69.4				22	22	100	45	35	77.8				43	36	83.7	102	91	89.2	17	13	76.5	18	15	83.3
	HOËRSKOOL FLORIDA	2019	8250233	5	8	8	100				55	42	76.4	30	26	86.7	210	210	100	79	69	87.3	55	54	98.2	76	75	98.7	164	159	97	45	42	93.3	32	31	96.9
	HOËRSKOOL FLORIDA	2018	8250233	5	12	12	100				69	43	62.3	33	33	100	210	210	100	73	71	97.3	48	47	97.9	78	78	100	144	141	97.9	87	81	93.1	57	56	98.2
	HOËRSKOOL ROODEPOORT	2019	8250274	5	12	11	91.7				72	67	93.1	40	37	92.5	36	36	100	34	32	94.1	38	38	100	57	55	96.5	97	89	91.8	76	63	82.9	41	38	92.7
	HOËRSKOOL ROODEPOORT	2018	8250274	5	21	21	100				71	70	98.6	40	39	97.5	35	35	100	20	20	100	29	29	100	46	46	100	71	68	95.8	62	53	85.5	27	25	92.6
	IKUSASALETHU SEC SCHOOL	2019	8400221	1	20	15	75				36	33	91.7	20	20	100	97	97	100	77	71	92.2	45	45	100	31	31	100	61	58	95.1	35	25	71.4	31	23	74.2
	IKUSASALETHU SEC SCHOOL	2018	8400221	1	14	11	78.6				22	15	68.2	15	9	60	77	77	100	65	57	87.7	32	32	100	32	32	100	44	36	81.8	33	31	93.9	31	29	93.5
	INSTITUTE FOR QUALITY COLLEGIATE	2019	8400766	99	3	3	100				4	4	100	4	4	100				13	9	69.2	8	8	100	5	5	100	9	6	66.7	8	4	50	5	4	80
	INSTITUTE FOR QUALITY COLLEGIATE	2018	8400766	99	2	0	0				8	4	50	5	4	80				31	27	87.1	16	14	87.5	15	11	73.3	23	19	82.6	15	9	60	10	4	40
	KELOKITSO COMPREHENSIVE SCHOOL	2019	8140624	4	16	3	18.8				18	12	66.7	20	16	80	98	98	100	41	31	75.6	35	33	94.3	44	32	72.7	41	33	80.5	21	11	52.4	16	14	87.5
KELOKITSO COMPREHENSIVE SCHOOL	2018	8140624	4	14	7	50				14	11	78.6	16	15	93.8	114	113	99.1	47	38	80.9	49	37	75.5	57	31	54.4	52	41	78.8	21	14	66.7	22	16	72.7	
KGATELOPELE SECONDARY SCHOOL	2019	8400241	1	30	6	20				83	28	33.7	63	24	38.1	218	218	100	136	81	59.6	79	62	78.5	60	50	83.3	145	107	73.8	65	23	35.4	60	29	48.3	

Province Districts	Centre Name	Year	Centre Number	Quintile	Subject Description																																
					Accounting			Agricultural Sciences			Business Studies			Economics			English First Additional Language			Geography			History			Life Sciences			Mathematical Literacy			Mathematics			Physical Sciences		
					Total Wrote	Achieved30-100%	% Achieved at 30% and Above	Total Wrote	Achieved30-100%	% Achieved at 30% and Above	Total Wrote	Achieved30-100%	% Achieved at 30% and Above	Total Wrote	Achieved30-100%	% Achieved at 30% and Above	Total Wrote	Achieved30-100%	% Achieved at 30% and Above	Total Wrote	Achieved30-100%	% Achieved at 30% and Above	Total Wrote	Achieved30-100%	% Achieved at 30% and Above	Total Wrote	Achieved30-100%	% Achieved at 30% and Above	Total Wrote	Achieved30-100%	% Achieved at 30% and Above	Total Wrote	Achieved30-100%	% Achieved at 30% and Above	Total Wrote	Achieved30-100%	% Achieved at 30% and Above
JOHANNESBURG WEST	KGATELOPELE SECONDARY SCHOOL	2018	8400241	1	21	11	52.4				92	31	33.7	55	36	65.5	192	191	99.5	90	74	82.2	38	33	86.8	52	47	90.4	122	86	70.5	59	37	62.7	52	37	71.2
	KWA-MAHLOBO SECONDARY SCHOOL	2019	8140665	3	21	16	76.2				44	30	68.2	11	8	72.7	82	82	100	36	27	75	32	32	100	15	14	93.3	62	57	91.9	20	11	55	15	13	86.7
	KWA-MAHLOBO SECONDARY SCHOOL	2018	8140665	3	13	10	76.9				50	26	52	9	7	77.8	97	97	100	50	42	84	50	45	90	16	12	75	75	59	78.7	19	14	73.7	12	8	66.7
	LAMULA JUBILEE SECONDARY SCHOOL	2019	8140681	4	18	16	88.9				18	16	88.9	21	19	90.5	136	136	100	86	81	94.2	63	63	100	86	74	86	68	65	95.6	38	35	92.1	18	18	100
	LAMULA JUBILEE SECONDARY SCHOOL	2018	8140681	4	18	14	77.8				17	14	82.4	20	18	90	163	163	100	123	110	89.4	75	74	98.7	123	102	82.9	97	88	90.7	43	39	90.7	19	19	100
	LANTERNSKOOL	2019	8250852	4							25	18	72				14	14	100							4	2	50	44	43	97.7						
	LANTERNSKOOL	2018	8250852	4							27	5	18.5				17	17	100							12	10	83.3	44	42	95.5	1	1	100			
	LETSIBOGO SECONDARY SCHOOL	2019	8140715	4	36	34	94.4				95	94	98.9	62	53	85.5	274	274	100	154	152	98.7	88	87	98.9	186	134	72	179	177	98.9	71	55	77.5	60	58	96.7
	LETSIBOGO SECONDARY SCHOOL	2018	8140715	4	42	33	78.6				94	85	90.4	42	42	100	221	221	100	119	117	98.3	65	65	100	135	110	81.5	160	155	96.9	53	52	98.1	48	47	97.9
	LUFHERENG SEC SCHOOL	2019	8400791	1	14	11	78.6				39	16	41	14	10	71.4	54	54	100	38	22	57.9				39	21	53.8	40	34	85	13	4	30.8	13	7	53.8
	LUFHERENG SEC SCHOOL	2018	8400791	1	7	5	71.4				7	4	57.1	7	7	100	27	27	100	20	16	80				20	13	65	15	11	73.3	12	11	91.7	20	13	65
	MATSELISO SECONDARY SCHOOL	2019	8140780	3	18	13	72.2				38	27	71.1	37	34	91.9	108	108	100	34	32	94.1	21	21	100	27	27	100	41	39	95.1	40	30	75	25	24	96
	MATSELISO SECONDARY SCHOOL	2018	8140780	3	11	7	63.6				41	34	82.9	28	25	89.3	119	118	99.2	36	34	94.4	20	20	100	27	25	92.6	36	28	77.8	39	23	59	25	20	80



Province Districts	Centre Name	Year	Centre Number	Quintile	Subject Description																																
					Accounting			Agricultural Sciences			Business Studies			Economics			English First Additional Language			Geography			History			Life Sciences			Mathematical Literacy			Mathematics			Physical Sciences		
					Total Wrote	Achieved30-100%	% Achieved at 30% and Above	Total Wrote	Achieved30-100%	% Achieved at 30% and Above	Total Wrote	Achieved30-100%	% Achieved at 30% and Above	Total Wrote	Achieved30-100%	% Achieved at 30% and Above	Total Wrote	Achieved30-100%	% Achieved at 30% and Above	Total Wrote	Achieved30-100%	% Achieved at 30% and Above	Total Wrote	Achieved30-100%	% Achieved at 30% and Above	Total Wrote	Achieved30-100%	% Achieved at 30% and Above	Total Wrote	Achieved30-100%	% Achieved at 30% and Above	Total Wrote	Achieved30-100%	% Achieved at 30% and Above			
JOHANNESBURG WEST	MEADOWLANDS SECONDARY SCHOOL	2019	8140806	3	13	11	84.6				19	15	78.9	10	8	80	112	112	100	51	44	86.3	33	28	84.8	43	21	48.8	53	43	81.1	18	13	72.2	18	12	66.7
	MEADOWLANDS SECONDARY SCHOOL	2018	8140806	3	12	10	83.3				27	22	81.5	14	10	71.4	97	97	100	45	41	91.1	28	27	96.4	43	40	93	54	50	92.6	26	22	84.6	28	25	89.3
	MOKGOME SECONDARY SCHOOL	2019	8140814	3	10	7	70				58	51	87.9	26	19	73.1	121	121	100	49	48	98	62	62	100	19	17	89.5	79	60	75.9	26	15	57.7	13	11	84.6
	MOKGOME SECONDARY SCHOOL	2018	8140814	3	10	6	60				66	51	77.3	32	23	71.9	114	114	100	46	41	89.1	74	73	98.6	21	21	100	72	58	80.6	26	22	84.6	19	18	94.7
	ORLANDO WEST SECONDARY SCHOOL	2019	8132688	3	17	14	82.4				16	16	100	12	12	100	70	70	100	45	45	100	46	46	100	39	32	82.1	40	38	95	28	11	39.3	17	12	70.6
	ORLANDO WEST SECONDARY SCHOOL	2018	8132688	3	11	9	81.8				12	8	66.7	12	9	75	77	77	100	65	55	84.6	43	43	100	34	29	85.3	44	37	84.1	32	19	59.4	22	10	45.5
	PHEFENI SECONDARY SCHOOL	2019	8132704	3	10	9	90				11	10	90.9	10	10	100	105	105	100	34	32	94.1	56	52	92.9	21	19	90.5	61	46	75.4	25	10	40	17	15	88.2
	PHEFENI SECONDARY SCHOOL	2018	8132704	3	11	10	90.9				21	21	100	11	11	100	100	100	100	46	31	67.4	27	27	100	49	44	89.8	56	43	76.8	29	12	41.4	17	13	76.5
	PJ SIMELANE SECONDARY SCHOOL	2019	8251777	4	21	21	100				39	33	84.6	52	42	80.8	162	162	100	86	70	81.4	68	68	100	65	46	70.8	97	86	88.7	55	35	63.6	46	40	87
	PJ SIMELANE SECONDARY SCHOOL	2018	8251777	4	23	22	95.7				30	19	63.3	47	45	95.7	173	173	100	90	79	87.8	90	88	97.8	80	75	93.8	118	97	82.2	57	48	84.2	54	43	79.6
	PRINCESS HIGH SCHOOL	2019	8250951	5	30	23	76.7				155	73	47.1	30	21	70				88	73	83	106	106	100	70	62	88.6	156	137	87.8	71	48	67.6	49	42	85.7
	PRINCESS HIGH SCHOOL	2018	8250951	5	14	14	100				115	66	57.4	14	14	100				68	57	83.8	81	79	97.5	83	74	89.2	114	99	86.8	76	63	82.9	62	53	85.5

Province Districts	Subject Description																																				
	Centre Name	Year	Centre Number	Quintile	Accounting			Agricultural Sciences			Business Studies			Economics			English First Additional Language			Geography			History			Life Sciences			Mathematical Literacy			Mathematics			Physical Sciences		
					Total Wrote	Achieved30-100%	% Achieved at 30% and Above	Total Wrote	Achieved30-100%	% Achieved at 30% and Above	Total Wrote	Achieved30-100%	% Achieved at 30% and Above	Total Wrote	Achieved30-100%	% Achieved at 30% and Above	Total Wrote	Achieved30-100%	% Achieved at 30% and Above	Total Wrote	Achieved30-100%	% Achieved at 30% and Above	Total Wrote	Achieved30-100%	% Achieved at 30% and Above	Total Wrote	Achieved30-100%	% Achieved at 30% and Above	Total Wrote	Achieved30-100%	% Achieved at 30% and Above	Total Wrote	Achieved30-100%	% Achieved at 30% and Above			
JOHANNESBURG WEST	RAYMOND MHLABA SECONDARY SCHOOL	2019	8400220	2	47	45	95.7				42	40	95.2	42	39	92.9	193	193	100	131	127	96.9	64	64	100	147	131	89.1	147	141	95.9	42	37	88.1	37	37	100
	RAYMOND MHLABA SECONDARY SCHOOL	2018	8400220	2	49	47	95.9				48	48	100	48	48	100	180	180	100	115	110	95.7	46	46	100	130	128	98.5	122	119	97.5	56	53	94.6	52	50	96.2
	ROYAL COLLEGE	2019	8400614	99	11	8	72.7				30	13	43.3	23	10	43.5	1	1	100	50	44	88	34	34	100	27	25	92.6	39	35	89.7	21	10	47.6	16	11	68.8
	ROYAL COLLEGE	2018	8400614	99	2	2	100				18	9	50	10	9	90				29	26	89.7	21	20	95.2	18	13	72.2	17	17	100	11	9	81.8	6	6	100
	SEBETSA-O-THOLEMOPUTSO	2019	8251850	2	18	14	77.8				47	39	83	48	25	52.1	153	153	100	74	65	87.8	68	67	98.5	59	37	62.7	92	77	83.7	24	12	50	22	14	63.6
	SEBETSA-O-THOLEMOPUTSO	2018	8251850	2	23	21	91.3				66	51	77.3	66	54	81.8	240	238	99.2	142	111	78.2	105	89	84.8	87	75	86.2	174	120	69	42	30	71.4	50	35	70
	SIYABONGA SECONDARY SCHOOL	2019	8400240	1	3	3	100				98	64	65.3	31	15	48.4	304	304	100	99	95	96	105	105	100	49	47	95.9	141	100	70.9	40	30	75	42	40	95.2
	SIYABONGA SECONDARY SCHOOL	2018	8400240	1	6	5	83.3				62	47	75.8	24	20	83.3	149	149	100	80	70	87.5	55	55	100	24	24	100	88	66	75	30	26	86.7	24	23	95.8
	SIYABUSA SEC SCHOOL	2019	8251272	3	21	19	90.5				27	26	96.3	10	10	100	78	78	100	48	47	97.9	31	31	100	13	13	100	53	44	83	15	11	73.3	12	12	100
	SIYABUSA SEC SCHOOL	2018	8251272	3	9	9	100				7	5	71.4	2	2	100	55	55	100	38	36	94.7	39	39	100	11	11	100	39	31	79.5	12	11	91.7	10	10	100
	SIZWILE SCHOOL FOR THE DEAF	2019	8251900	3													10	8	80										10	3	30						
	SIZWILE SCHOOL FOR THE DEAF	2018	8251900	3													0	0											0	0							
SKYLINE COMBINED SCHOOL	2019	8400740	99							7	7	100	3	3	100				11	10	90.9				8	7	87.5	7	7	100	5	5	100	5	5	100	

Province Districts	Centre Name	Year	Centre Number	Quintile	Subject Description																																	
					Accounting			Agricultural Sciences			Business Studies			Economics			English First Additional Language			Geography			History			Life Sciences			Mathematical Literacy			Mathematics			Physical Sciences			
					Total Wrote	Achieved30-100%	% Achieved at 30% and Above	Total Wrote	Achieved30-100%	% Achieved at 30% and Above	Total Wrote	Achieved30-100%	% Achieved at 30% and Above	Total Wrote	Achieved30-100%	% Achieved at 30% and Above	Total Wrote	Achieved30-100%	% Achieved at 30% and Above	Total Wrote	Achieved30-100%	% Achieved at 30% and Above	Total Wrote	Achieved30-100%	% Achieved at 30% and Above	Total Wrote	Achieved30-100%	% Achieved at 30% and Above	Total Wrote	Achieved30-100%	% Achieved at 30% and Above	Total Wrote	Achieved30-100%	% Achieved at 30% and Above				
JOHANNESBURG WEST	SKYLINE COMBINED SCHOOL	2018	8400740	99	5	1	20				17	8	47.1	9	3	33.3				24	14	58.3	14	13	92.9	17	12	70.6	15	10	66.7	17	2	11.8	13	13	100	
	ST MARTIN DE PORRES COMBINED SCHOOL	2019	8133009	99	19	19	100				19	17	89.5	19	17	89.5	102	102	100	83	81	97.6	56	56	100	27	27	100	70	70	100	32	29	90.6	27	27	100	
	ST MARTIN DE PORRES COMBINED SCHOOL	2018	8133009	99	15	15	100				32	30	93.8	32	32	100	104	104	100	72	71	98.6	47	47	100	25	25	100	69	65	94.2	35	30	85.7	25	25	100	
	THULANI SECONDARY SCHOOL	2019	8400218	2	16	10	62.5				34	26	76.5	32	25	78.1	137	137	100	101	71	70.3	72	72	100	58	40	69	100	69	69	36	19	52.8	30	24	80	
	THULANI SECONDARY SCHOOL	2018	8400218	2	8	4	50				8	8	100	11	10	90.9	114	114	100	105	78	74.3	58	53	91.4	100	82	82	77	55	71.4	39	15	38.5	47	27	57.4	
	THUTHUKA SIZWE NGEMFUNDO COLLEGE	2019	8400367	99	2	1	50				11	4	36.4	8	4	50				10	10	100	7	7	100	1	1	100	15	11	73.3							
	THUTHUKA SIZWE NGEMFUNDO COLLEGE	2018	8400367	99							6	4	66.7	5	5	100				6	6	100	4	4	100	1	1	100	9	9	100	1	1	100				
	THUTOLORE SECONDARY SCHOOL	2019	8141002	3	19	16	84.2				44	41	93.2	45	34	75.6	108	108	100	24	24	100	26	26	100	41	37	90.2	72	68	94.4	19	16	84.2	13	13	100	
	THUTOLORE SECONDARY SCHOOL	2018	8141002	3	18	18	100				47	38	80.9	47	45	95.7	120	120	100	32	32	100	28	28	100	47	45	95.7	77	70	90.9	28	20	71.4	18	14	77.8	
	TULIP SECONDARY SCHOOL	2019	8252031	99	10	9	90				14	14	100	10	9	90				35	35	100	14	14	100	21	21	100	23	23	100	22	17	77.3	13	13	100	
	TULIP SECONDARY SCHOOL	2018	8252031	99	12	11	91.7				12	12	100	12	12	100				39	39	100	14	14	100	25	25	100	27	27	100	24	20	83.3	17	16	94.1	
	VICTORY HOUSE PRIVATE SCHOOL	2019	8252883	99	12	12	100				26	23	88.5	17	17	100				6	6	100	19	19	100	26	26	100	20	20	100	26	22	84.6	14	13	92.9	

Province Districts	Centre Name	Year	Centre Number	Quintile	Subject Description																																
					Accounting			Agricultural Sciences			Business Studies			Economics			English First Additional Language			Geography			History			Life Sciences			Mathematical Literacy			Mathematics			Physical Sciences		
					Total Wrote	Achieved30-100%	% Achieved at 30% and Above	Total Wrote	Achieved30-100%	% Achieved at 30% and Above	Total Wrote	Achieved30-100%	% Achieved at 30% and Above	Total Wrote	Achieved30-100%	% Achieved at 30% and Above	Total Wrote	Achieved30-100%	% Achieved at 30% and Above	Total Wrote	Achieved30-100%	% Achieved at 30% and Above	Total Wrote	Achieved30-100%	% Achieved at 30% and Above	Total Wrote	Achieved30-100%	% Achieved at 30% and Above	Total Wrote	Achieved30-100%	% Achieved at 30% and Above	Total Wrote	Achieved30-100%	% Achieved at 30% and Above			
JOHANNESBURG WEST	VICTORY HOUSE PRIVATE SCHOOL	2018	8252883	99	10	10	100				33	31	93.9	16	15	93.8				16	16	100	14	14	100	28	28	100	18	18	100	34	25	73.5	20	20	100
	WEST RIDGE HIGH SCHOOL	2019	8251173	5	41	29	70.7				209	118	56.5	78	50	64.1				50	43	86	91	90	98.9	123	102	82.9	209	201	96.2	65	43	66.2	39	30	76.9
	WEST RIDGE HIGH SCHOOL	2018	8251173	5	34	31	91.2				210	118	56.2	63	50	79.4				57	51	89.5	122	117	95.9	127	114	89.8	201	186	92.5	76	63	82.9	55	42	76.4
	WISEMAN CELE SECONDARY SCHOOL	2019	8400238	2	11	8	72.7				37	26	70.3	30	20	66.7	127	126	99.2	92	67	72.8	48	48	100	90	54	60	94	80	85.1	31	20	64.5	28	26	92.9
	WISEMAN CELE SECONDARY SCHOOL	2018	8400238	2	14	14	100				38	31	81.6	30	27	90	97	97	100	61	60	98.4	41	39	95.1	76	67	88.2	67	57	85.1	30	26	86.7	18	16	88.9
SEDIBENG EAST	ASSEMBLIES OF GOD (CEFUPS ACADEMY)	2019	8331694	99	5	5	100	5	4	80	14	14	100	9	7	77.8				10	10	100	5	5	100	15	14	93.3	10	10	100	20	12	60	13	9	69.2
	ASSEMBLIES OF GOD (CEFUPS ACADEMY)	2018	8331694	99	5	4	80				18	14	77.8	8	7	87.5				13	12	92.3	15	14	93.3	17	15	88.2	22	17	77.3	14	12	85.7	12	10	83.3
	DESTINATA SKOOL	2019	8330100	4							8	6	75				16	16	100										27	26	96.3						
	DESTINATA SKOOL	2018	8330100	4	1	1	100				6	5	83.3				12	12	100										18	18	100						
	DIXON ACADEMY	2018	8400879	99							3	2	66.7	2	2	100										4	2	50	2	2	100	3	3	100	4	2	50
	EL TABERNACLE CHRISTIAN COLLEGE	2019	8400181	99	4	4	100				5	5	100							8	8	100	8	8	100	10	10	100	5	5	100	10	8	80	7	7	100
	EL TABERNACLE CHRISTIAN COLLEGE	2018	8400181	99	2	2	100				9	9	100							11	11	100				8	8	100	9	9	100	8	5	62.5	4	4	100
GENERAL SMUTS HIGH SCHOOL	2019	8330126	5	26	21	80.8				104	72	69.2	94	68	72.3				49	38	77.6	46	41	89.1	160	101	63.1	106	97	91.5	130	62	47.7	81	62	76.5	

Province Districts	Centre Name	Year	Centre Number	Quintile	Subject Description																																
					Accounting			Agricultural Sciences			Business Studies			Economics			English First Additional Language			Geography			History			Life Sciences			Mathematical Literacy			Mathematics			Physical Sciences		
					Total Wrote	Achieved30-100%	% Achieved at 30% and Above	Total Wrote	Achieved30-100%	% Achieved at 30% and Above	Total Wrote	Achieved30-100%	% Achieved at 30% and Above	Total Wrote	Achieved30-100%	% Achieved at 30% and Above	Total Wrote	Achieved30-100%	% Achieved at 30% and Above	Total Wrote	Achieved30-100%	% Achieved at 30% and Above	Total Wrote	Achieved30-100%	% Achieved at 30% and Above	Total Wrote	Achieved30-100%	% Achieved at 30% and Above	Total Wrote	Achieved30-100%	% Achieved at 30% and Above	Total Wrote	Achieved30-100%	% Achieved at 30% and Above			
SEDIBENG EAST	GENERAL SMUTS HIGH SCHOOL	2018	8330126	5	25	22	88				116	86	74.1	78	73	93.6				30	30	100	35	32	91.4	140	123	87.9	94	90	95.7	131	88	67.2	93	71	76.3
	HOËR VOLKSKOOL HEIDELBERG	2019	8340174	5	9	9	100				48	45	93.8				131	131	100	23	22	95.7	34	34	100	55	47	85.5	83	83	100	48	47	97.9	35	35	100
	HOËR VOLKSKOOL HEIDELBERG	2018	8340174	5	15	15	100				48	39	81.3				115	115	100	22	21	95.5	20	20	100	38	34	89.5	68	68	100	47	47	100	34	34	100
	HOËRSKOOL DR MALAN	2019	8330159	5	29	29	100				89	72	80.9				158	158	100	48	48	100				37	36	97.3	127	125	98.4	32	30	93.8	21	21	100
	HOËRSKOOL DR MALAN	2018	8330159	5	36	36	100				92	72	78.3				175	175	100	55	55	100				46	43	93.5	118	118	100	42	42	100	27	27	100
	HOËRSKOOL DRIE RIVIERE	2019	8330167	5	24	24	100				80	49	61.3				16	16	100	48	47	97.9				66	64	97	71	71	100	53	50	94.3	36	36	100
	HOËRSKOOL DRIE RIVIERE	2018	8330167	5	27	27	100				78	65	83.3				22	22	100	38	38	100				71	70	98.6	59	59	100	60	55	91.7	36	35	97.2
	HOËRSKOOL EMMASDAL	2019	8340208	4							1	1	100				1	1	100										1	1	100						
	HOËRSKOOL EMMASDAL	2018	8340208	4							1	1	100				1	1	100										1	1	100						
	HOËRSKOOL OVERVAAL	2019	8330183	5	20	18	90				54	51	94.4	17	16	94.1	132	132	100	20	19	95				53	48	90.6	66	66	100	66	56	84.8	56	55	98.2
	HOËRSKOOL OVERVAAL	2018	8330183	5	19	18	94.7				56	53	94.6	29	29	100	106	106	100	13	13	100				52	51	98.1	57	56	98.2	49	49	100	36	33	91.7
	ISIZWE-SETJHABA SEC SCHOOL	2019	8330860	3							13	8	61.5	13	6	46.2	49	49	100	32	26	81.3	16	14	87.5	17	11	64.7	31	25	80.6	7	2	28.6	8	7	87.5
	ISIZWE-SETJHABA SEC SCHOOL	2018	8330860	3	3	1	33.3				7	7	100	6	6	100	35	35	100	25	21	84	19	18	94.7	10	10	100	22	19	86.4	8	6	75	8	8	100
	J W LUCKHOFF CYCC	2019	8340216	3							0	0					0	0											0	0							

Province Districts	Subject Description																																				
	Centre Name	Year	Centre Number	Quintile	Accounting			Agricultural Sciences			Business Studies			Economics			English First Additional Language			Geography			History			Life Sciences			Mathematical Literacy			Mathematics			Physical Sciences		
					Total Wrote	Achieved30-100%	% Achieved at 30% and Above	Total Wrote	Achieved30-100%	% Achieved at 30% and Above	Total Wrote	Achieved30-100%	% Achieved at 30% and Above	Total Wrote	Achieved30-100%	% Achieved at 30% and Above	Total Wrote	Achieved30-100%	% Achieved at 30% and Above	Total Wrote	Achieved30-100%	% Achieved at 30% and Above	Total Wrote	Achieved30-100%	% Achieved at 30% and Above	Total Wrote	Achieved30-100%	% Achieved at 30% and Above	Total Wrote	Achieved30-100%	% Achieved at 30% and Above	Total Wrote	Achieved30-100%	% Achieved at 30% and Above			
SEDIBENG EAST	JEPPE EDUCATION CENTRE	2019	8400320	99	2	1	50				25	14	56	12	9	75	17	17	100	20	16	80	20	18	90	12	6	50	16	15	93.8	10	1	10	7	2	28.6
	JEPPE EDUCATION CENTRE	2018	8400320	99	7	5	71.4				13	10	76.9	7	7	100	11	11	100	10	10	100	8	8	100	9	9	100	13	13	100	5	3	60	4	3	75
	KGORO YA THUTO SECONDARY SCHOOL	2019	8400226	4	9	9	100	11	9	81.8	36	20	55.6	36	16	44.4	113	113	100	49	38	77.6	31	31	100	41	29	70.7	87	79	90.8	21	14	66.7	21	11	52.4
	KGORO YA THUTO SECONDARY SCHOOL	2018	8400226	4	10	9	90	19	13	68.4	16	9	56.3	16	15	93.8	94	94	100	42	30	71.4	29	26	89.7	46	41	89.1	72	54	75	15	14	93.3	14	11	78.6
	KHANYA-LESEDI SECONDARY	2019	8340752	4	6	4	66.7				12	12	100	6	6	100	141	141	100	84	76	90.5	78	75	96.2	94	69	73.4	69	60	87	29	13	44.8	30	20	66.7
	KHANYA-LESEDI SECONDARY	2018	8340752	4	46	15	32.6				55	38	69.1	50	39	78	145	145	100	77	55	71.4	53	49	92.5	85	63	74.1	87	70	80.5	42	21	50	35	18	51.4
	LEKOA SHANDU SECONDARY	2019	8330944	3	14	11	78.6				15	14	93.3	15	13	86.7	133	133	100	73	64	87.7	52	51	98.1	98	68	69.4	92	79	85.9	29	21	72.4	24	20	83.3
	LEKOA SHANDU SECONDARY	2018	8330944	3	7	5	71.4				7	7	100	7	7	100	107	107	100	67	62	92.5	39	39	100	95	69	72.6	74	65	87.8	31	25	80.6	26	24	92.3
	MAHARENG SECONDARY SCHOOL	2019	8320895	4	3	3	100				39	29	74.4	38	21	55.3	133	132	99.2	83	74	89.2	55	55	100	57	42	73.7	91	78	85.7	27	22	81.5	27	26	96.3
	MAHARENG SECONDARY SCHOOL	2018	8320895	4	3	3	100				45	21	46.7	45	36	80	148	147	99.3	100	72	72	80	80	100	77	37	48.1	122	67	54.9	22	18	81.8	22	22	100
	MEYERTON HIGH SCHOOL	2019	8332117	2	19	14	73.7				101	92	91.1	98	90	91.8	106	106	100	55	52	94.5				113	88	77.9	101	96	95	62	37	59.7	57	52	91.2
	MEYERTON HIGH SCHOOL	2018	8332117	2	14	13	92.9				100	85	85	100	92	92	67	67	100	52	49	94.2				73	56	76.7	93	86	92.5	33	26	78.8	25	24	96

Province Districts	Subject Description																																					
	Centre Name	Year	Centre Number	Quintile	Accounting			Agricultural Sciences			Business Studies			Economics			English First Additional Language			Geography			History			Life Sciences			Mathematical Literacy			Mathematics			Physical Sciences			
					Total Wrote	Achieved30-100%	% Achieved at 30% and Above	Total Wrote	Achieved30-100%	% Achieved at 30% and Above	Total Wrote	Achieved30-100%	% Achieved at 30% and Above	Total Wrote	Achieved30-100%	% Achieved at 30% and Above	Total Wrote	Achieved30-100%	% Achieved at 30% and Above	Total Wrote	Achieved30-100%	% Achieved at 30% and Above	Total Wrote	Achieved30-100%	% Achieved at 30% and Above	Total Wrote	Achieved30-100%	% Achieved at 30% and Above	Total Wrote	Achieved30-100%	% Achieved at 30% and Above	Total Wrote	Achieved30-100%	% Achieved at 30% and Above				
SEDIBENG EAST	MOHLOLI SECONDARY SCHOOL	2019	8331074	3	8	5	62.5				115	92	80	55	45	81.8	154	154	100	38	37	97.4				85	51	60	107	93	86.9	46	32	69.6	39	28	71.8	
	MOHLOLI SECONDARY SCHOOL	2018	8331074	3	34	30	88.2				59	55	93.2	29	25	86.2	131	131	100	27	24	88.9				94	83	88.3	79	70	88.6	52	50	96.2	41	37	90.2	
	MOUNTAINVIEW HIGH SCHOOL	2019	8400665	5	17	9	52.9				33	33	100	31	28	90.3								34	34	100	18	17	94.4	33	33	100	18	14	77.8	18	13	72.2
	MOUNTAINVIEW HIGH SCHOOL	2018	8400665	5	19	17	89.5				43	27	62.8	33	29	87.9								44	43	97.7	21	21	100	39	38	97.4	19	17	89.5	19	18	94.7
	NEW HOPE SECONDARY SCHOOL	2019	8400589	2							28	19	67.9				109	109	100	91	75	82.4	29	25	86.2	61	55	90.2	61	49	80.3	30	10	33.3	30	16	53.3	
	NEW HOPE SECONDARY SCHOOL	2018	8400589	2							34	21	61.8				123	123	100	123	112	91.1	38	38	100	89	68	76.4	96	85	88.5	27	22	81.5	27	24	88.9	
	PHOENIX HIGH SCHOOL	2019	8400588	5	20	19	95				78	65	83.3							51	42	82.4				55	37	67.3	65	61	93.8	28	12	42.9	15	8	53.3	
	PHOENIX HIGH SCHOOL	2018	8400588	5	14	14	100				43	33	76.7							26	24	92.3				41	38	92.7	31	31	100	33	27	81.8	24	21	87.5	
	RATANDA SECONDARY SCHOOL	2019	8341149	4	10	9	90				27	21	77.8	22	21	95.5	108	108	100	62	59	95.2	42	40	95.2	67	55	82.1	49	47	95.9	34	24	70.6	29	24	82.8	
	RATANDA SECONDARY SCHOOL	2018	8341149	4	3	3	100				15	11	73.3	12	12	100	46	46	100	31	28	90.3	14	13	92.9	29	26	89.7	23	23	100	15	15	100	14	14	100	
	RIVERSIDE HIGH SCHOOL	2019	8330597	5	16	16	100				95	81	85.3	72	67	93.1				43	41	95.3	61	61	100	80	72	90	123	119	96.7	46	40	87	33	33	100	
	RIVERSIDE HIGH SCHOOL	2018	8330597	5	12	12	100				64	57	89.1	41	39	95.1				11	11	100	27	27	100	40	40	100	67	65	97	28	26	92.9	21	17	81	
	ROSHNEE ISLAMIC SCHOOL	2019	8331702	99	20	19	95				28	26	92.9							20	20	100	29	29	100	14	14	100	12	12	100	29	27	93.1	13	12	92.3	



Province Districts	Subject Description																																				
	Centre Name	Year	Centre Number	Quintile	Accounting			Agricultural Sciences			Business Studies			Economics			English First Additional Language			Geography			History			Life Sciences			Mathematical Literacy			Mathematics			Physical Sciences		
					Total Wrote	Achieved30-100%	% Achieved at 30% and Above	Total Wrote	Achieved30-100%	% Achieved at 30% and Above	Total Wrote	Achieved30-100%	% Achieved at 30% and Above	Total Wrote	Achieved30-100%	% Achieved at 30% and Above	Total Wrote	Achieved30-100%	% Achieved at 30% and Above	Total Wrote	Achieved30-100%	% Achieved at 30% and Above	Total Wrote	Achieved30-100%	% Achieved at 30% and Above	Total Wrote	Achieved30-100%	% Achieved at 30% and Above	Total Wrote	Achieved30-100%	% Achieved at 30% and Above	Total Wrote	Achieved30-100%	% Achieved at 30% and Above			
SEDIBENG EAST	ROSHNEE ISLAMIC SCHOOL	2018	8331702	99	15	13	86.7				24	23	95.8						25	25	100	20	20	100	17	17	100	14	14	100	26	25	96.2	16	15	93.8	
	ROSHNEE SECONDARY SCHOOL	2019	8330043	5	20	20	100				53	42	79.2	25	22	88							49	49	100	43	34	79.1	38	38	100	29	23	79.3	15	12	80
	ROSHNEE SECONDARY SCHOOL	2018	8330043	5	26	24	92.3				41	32	78	19	19	100							33	33	100	37	37	100	31	31	100	28	27	96.4	15	14	93.3
	ROSTEC TECHNICAL COLLEGE	2018	8400420	99							6	4	66.7	7	5	71.4				6	5	83.3	11	11	100	7	4	57.1	11	10	90.9	2	0	0	2	0	0
	RUSOORD SECONDARY SCHOOL	2019	8331280	1							10	10	100	4	4	100	12	12	100							7	5	71.4	10	10	100						
	RUSOORD SECONDARY SCHOOL	2018	8331280	1							23	18	78.3	12	9	75	28	28	100							11	8	72.7	18	14	77.8	4	2	50			
	RUST-TER-VAAL SECONDARY SCHOOL	2019	8400673	4							20	15	75				8	8	100	35	35	100	8	8	100	7	7	100	29	28	96.6	7	2	28.6	7	7	100
	RUST-TER-VAAL SECONDARY SCHOOL	2018	8400673	4							22	18	81.8				11	11	100	51	38	74.5	28	25	89.3	10	10	100	47	38	80.9	4	3	75	2	2	100
	SEDAVEN HIGH SCHOOL	2019	8340364	99	2	2	100				13	13	100												13	10	76.9	7	7	100	8	3	37.5	2	2	100	
	SEDAVEN HIGH SCHOOL	2018	8340364	99	2	2	100				22	21	95.5												24	22	91.7	8	7	87.5	18	14	77.8	15	14	93.3	
	THUTO LORE SECONDARY SCHOOL	2019	8331413	3							27	24	88.9	27	13	48.1	126	126	100										27	23	85.2	84	28	33.3	31	28	90.3
	THUTO LORE SECONDARY SCHOOL	2018	8331413	3							19	15	78.9	19	12	63.2	57	57	100										19	16	84.2	12	11	91.7	12	11	91.7

Province Districts	Subject Description																																				
	Centre Name	Year	Centre Number	Quintile	Accounting			Agricultural Sciences			Business Studies			Economics			English First Additional Language			Geography			History			Life Sciences			Mathematical Literacy			Mathematics			Physical Sciences		
					Total Wrote	Achieved30-100%	% Achieved at 30% and Above	Total Wrote	Achieved30-100%	% Achieved at 30% and Above	Total Wrote	Achieved30-100%	% Achieved at 30% and Above	Total Wrote	Achieved30-100%	% Achieved at 30% and Above	Total Wrote	Achieved30-100%	% Achieved at 30% and Above	Total Wrote	Achieved30-100%	% Achieved at 30% and Above	Total Wrote	Achieved30-100%	% Achieved at 30% and Above	Total Wrote	Achieved30-100%	% Achieved at 30% and Above	Total Wrote	Achieved30-100%	% Achieved at 30% and Above	Total Wrote	Achieved30-100%	% Achieved at 30% and Above			
SEDIBENG EAST	VAAL ED U COLLEGE PRIVATE	2019	8331470	99							13	11	84.6	16	13	81.3										7	7	100	15	14	93.3	4	3	75	3	3	100
	VAAL ED U COLLEGE PRIVATE	2018	8331470	99	4	4	100				15	14	93.3	17	16	94.1										8	8	100	17	17	100	5	5	100	5	5	100
	VEREENIGING GIMNASIUM	2019	8330209	5	8	8	100	7	7	100	41	34	82.9				138	138	100	28	28	100				42	33	78.6	58	58	100	49	39	79.6	32	31	96.9
	VEREENIGING GIMNASIUM	2018	8330209	5	26	26	100	16	16	100	61	44	72.1				159	159	100	24	24	100				45	41	91.1	59	59	100	60	46	76.7	41	40	97.6
	BEVERLY HILLS SECONDARY SCHOOL	2019	8320937	1	16	12	75				88	72	81.8	100	77	77	232	230	99.1	86	70	81.4	46	45	97.8	119	81	68.1	142	131	92.3	56	40	71.4	54	40	74.1
	BEVERLY HILLS SECONDARY SCHOOL	2018	8320937	1	16	13	81.3				68	47	69.1	63	59	93.7	168	168	100	61	60	98.4	70	67	95.7	106	97	91.5	97	92	94.8	49	43	87.8	81	57	70.4
	BOITUMELO SECONDARY	2019	8400325	3	11	8	72.7				13	9	69.2	9	7	77.8	155	154	99.4	126	73	57.9	68	64	94.1	74	51	68.9	71	48	67.6	58	16	27.6	55	36	65.5
	BOITUMELO SECONDARY	2018	8400325	3	16	10	62.5				24	17	70.8	25	18	72	142	141	99.3	92	57	62	60	59	98.3	112	63	56.3	106	57	53.8	26	17	65.4	43	26	60.5
	BOPHELONG SECONDARY SCHOOL	2019	8400355	2	24	14	58.3				25	22	88	28	19	67.9	87	87	100	52	49	94.2	14	14	100	38	34	89.5	50	42	84	24	14	58.3	24	18	75
	BOPHELONG SECONDARY SCHOOL	2018	8400355	2	29	24	82.8				38	35	92.1	37	33	89.2	114	113	99.1	53	42	79.2	46	41	89.1	33	24	72.7	71	55	77.5	14	5	35.7	14	4	28.6
	BOTEBO-TSEBO SEC SCHOOL	2019	8320358	4	12	9	75				55	41	74.5	59	31	52.5	166	165	99.4	41	33	80.5	46	45	97.8	53	33	62.3	132	87	65.9	22	12	54.5	16	13	81.3
	BOTEBO-TSEBO SEC SCHOOL	2018	8320358	4	12	8	66.7				60	31	51.7	78	49	62.8	178	178	100	63	44	69.8	36	32	88.9	75	56	74.7	122	82	67.2	40	25	62.5	70	40	57.1

Province Districts	Subject Description																																				
	Centre Name	Year	Centre Number	Quintile	Accounting			Agricultural Sciences			Business Studies			Economics			English First Additional Language			Geography			History			Life Sciences			Mathematical Literacy			Mathematics			Physical Sciences		
					Total Wrote	Achieved30-100%	% Achieved at 30% and Above	Total Wrote	Achieved30-100%	% Achieved at 30% and Above	Total Wrote	Achieved30-100%	% Achieved at 30% and Above	Total Wrote	Achieved30-100%	% Achieved at 30% and Above	Total Wrote	Achieved30-100%	% Achieved at 30% and Above	Total Wrote	Achieved30-100%	% Achieved at 30% and Above	Total Wrote	Achieved30-100%	% Achieved at 30% and Above	Total Wrote	Achieved30-100%	% Achieved at 30% and Above	Total Wrote	Achieved30-100%	% Achieved at 30% and Above	Total Wrote	Achieved30-100%	% Achieved at 30% and Above			
SEDIBENG WEST	CRYSTAL SPRINGS PRIVATE SCHOOL	2019	8321869	99							3	3	100				9	9	100	6	6	100	7	7	100	4	3	75	3	3	100	3	0	0	1	0	0
	CRYSTAL SPRINGS PRIVATE SCHOOL	2018	8321869	99	5	5	100				14	13	92.9	5	5	100	28	28	100	19	14	73.7	11	10	90.9	7	7	100	11	11	100	8	0	0	7	2	28.6
	DESIGNATED CENTRE VAAL UNIV OF TECH	2019	8888005	99							17	7	41.2	10	2	20	2	2	100	14	7	50				14	8	57.1	19	9	47.4	8	4	50	4	4	100
	DINOKANENG SECONDARY SCHOOL	2019	8320432	3	13	11	84.6				44	34	77.3	36	27	75	103	102	99	79	65	82.3	29	24	82.8	32	30	93.8	67	59	88.1	31	7	22.6	17	11	64.7
	DINOKANENG SECONDARY SCHOOL	2018	8320432	3	20	14	70				33	30	90.9	27	23	85.2	91	89	97.8	66	56	84.8	38	30	78.9	31	28	90.3	62	45	72.6	30	12	40	28	23	82.1
	ED MASHABANE SECONDARY SCHOOL	2019	8320457	3	13	9	69.2				37	22	59.5	37	17	45.9	118	118	100	81	79	97.5	61	61	100	81	67	82.7	69	63	91.3	49	25	51	44	25	56.8
	EL SHADDAI SCHOOL	2019	8321752	99	12	11	91.7				17	17	100	19	19	100	13	13	100	11	10	90.9				12	11	91.7	23	20	87	16	3	18.8	10	6	60
	EL SHADDAI SCHOOL	2018	8321752	99	22	22	100				29	21	72.4	29	28	96.6	22	22	100	18	14	77.8				22	21	95.5	31	26	83.9	36	16	44.4	19	14	73.7
	ESOKWAZI SECONDARY SCHOOL	2019	8320515	2	14	13	92.9				78	45	57.7	65	26	40	192	190	99	113	76	67.3	63	54	85.7	77	55	71.4	169	123	72.8	40	22	55	35	30	85.7
	ESOKWAZI SECONDARY SCHOOL	2018	8320515	2	16	15	93.8				70	52	74.3	63	49	77.8	233	232	99.6	140	131	93.6	41	39	95.1	97	89	91.8	178	145	81.5	26	24	92.3	65	41	63.1
	FUNDULWAZI SECONDARY SCHOOL	2019	8320556	3	26	22	84.6				29	24	82.8	29	19	65.5	150	150	100	69	47	68.1	35	35	100	72	59	81.9	63	46	73	73	21	28.8	73	51	69.9
	FUNDULWAZI SECONDARY SCHOOL	2018	8320556	3	25	20	80				41	33	80.5	41	35	85.4	174	174	100	109	71	65.1	42	42	100	91	75	82.4	83	61	73.5	90	33	36.7	89	55	61.8
	HOËR TEGNIESE SKOOL CAREL DE WET	2019	8320028	5				28	25	89.3	53	49	92.5	30	27	90	6	6	100							49	45	91.8	46	44	95.7	37	32	86.5	35	29	82.9



Province Districts	Subject Description																																				
	Centre Name	Year	Centre Number	Quintile	Accounting			Agricultural Sciences			Business Studies			Economics			English First Additional Language			Geography			History			Life Sciences			Mathematical Literacy			Mathematics			Physical Sciences		
					Total Wrote	Achieved30-100%	% Achieved at 30% and Above	Total Wrote	Achieved30-100%	% Achieved at 30% and Above	Total Wrote	Achieved30-100%	% Achieved at 30% and Above	Total Wrote	Achieved30-100%	% Achieved at 30% and Above	Total Wrote	Achieved30-100%	% Achieved at 30% and Above	Total Wrote	Achieved30-100%	% Achieved at 30% and Above	Total Wrote	Achieved30-100%	% Achieved at 30% and Above	Total Wrote	Achieved30-100%	% Achieved at 30% and Above	Total Wrote	Achieved30-100%	% Achieved at 30% and Above	Total Wrote	Achieved30-100%	% Achieved at 30% and Above			
SEDIBENG WEST	HOËR TEGNIESE SKOOL CAREL DE WET	2018	8320028	5				23	19	82.6	86	64	74.4	61	48	78.7	8	8	100							73	58	79.5	95	92	96.8	46	36	78.3	51	36	70.6
	HOËRSKOOL DRIEHOEK	2019	8330175	5	45	45	100				75	61	81.3	41	37	90.2	204	204	100	81	80	98.8				86	77	89.5	99	99	100	105	82	78.1	55	53	96.4
	HOËRSKOOL DRIEHOEK	2018	8330175	5	48	45	93.8				36	27	75	23	22	95.7	165	165	100	70	69	98.6				62	59	95.2	96	96	100	69	63	91.3	54	48	88.9
	HOËRSKOOL SUIDERLIG	2019	8320036	5	24	21	87.5				75	71	94.7	106	100	94.3										81	75	92.6	76	73	96.1	77	55	71.4	46	44	95.7
	HOËRSKOOL SUIDERLIG	2018	8320036	5	58	52	89.7				75	69	92	111	107	96.4										76	75	98.7	75	72	96	95	85	89.5	59	59	100
	HOËRSKOOL TRANSVALIA	2019	8330191	5	52	52	100				79	69	87.3	25	25	100	182	182	100	45	45	100				74	64	86.5	85	85	100	94	89	94.7	64	63	98.4
	HOËRSKOOL TRANSVALIA	2018	8330191	5	58	58	100				83	74	89.2	17	17	100	203	203	100	64	64	100				79	78	98.7	105	105	100	85	85	100	77	74	96.1
	HOËRSKOOL VANDERBIJLPARK	2019	8320044	5							13	5	38.5				26	26	100	10	9	90				14	5	35.7	16	15	93.8	7	1	14.3	5	3	60
	HOËRSKOOL VANDERBIJLPARK	2018	8320044	5	2	2	100				16	8	50				41	41	100	22	22	100				28	16	57.1	31	31	100	10	4	40	6	6	100
	JET NTEO SECONDARY SCHOOL	2019	8320663	2	7	7	100				51	45	88.2	27	21	77.8	148	147	99.3	75	62	82.7	142	136	95.8	55	50	90.9	113	104	92	21	19	90.5	18	18	100
	JET NTEO SECONDARY SCHOOL	2018	8320663	2	11	6	54.5				34	34	100	26	15	57.7	72	72	100	39	36	92.3	69	69	100	47	40	85.1	61	57	93.4	12	11	91.7	12	11	91.7
	JORDAN SECONDARY SCHOOL	2019	8320671	1	24	13	54.2				25	18	72	43	23	53.5	129	126	97.7	60	47	78.3	37	36	97.3	50	40	80	49	43	87.8	50	18	36	44	35	79.5
	JORDAN SECONDARY SCHOOL	2018	8320671	1	17	12	70.6				19	14	73.7	36	28	77.8	112	111	99.1	68	45	66.2	52	49	94.2	61	49	80.3	88	67	76.1	18	7	38.9	37	21	56.8

Province Districts	Centre Name	Year	Centre Number	Quintile	Subject Description																																
					Accounting			Agricultural Sciences			Business Studies			Economics			English First Additional Language			Geography			History			Life Sciences			Mathematical Literacy			Mathematics			Physical Sciences		
					Total Wrote	Achieved30-100%	% Achieved at 30% and Above	Total Wrote	Achieved30-100%	% Achieved at 30% and Above	Total Wrote	Achieved30-100%	% Achieved at 30% and Above	Total Wrote	Achieved30-100%	% Achieved at 30% and Above	Total Wrote	Achieved30-100%	% Achieved at 30% and Above	Total Wrote	Achieved30-100%	% Achieved at 30% and Above	Total Wrote	Achieved30-100%	% Achieved at 30% and Above	Total Wrote	Achieved30-100%	% Achieved at 30% and Above	Total Wrote	Achieved30-100%	% Achieved at 30% and Above	Total Wrote	Achieved30-100%	% Achieved at 30% and Above	Total Wrote	Achieved30-100%	% Achieved at 30% and Above
SEDIBENG WEST	KATLEHO-IMPUMELELO SEC SCHOOL	2019	8320689	4	11	8	72.7				45	27	60	54	18	33.3	133	132	99.2	55	45	81.8	25	18	72	60	19	31.7	55	36	65.5	54	9	16.7	54	18	33.3
	KATLEHO-IMPUMELELO SEC SCHOOL	2018	8320689	4	26	20	76.9				60	39	65	80	29	36.3	147	145	98.6	41	38	92.7	20	18	90	41	35	85.4	112	51	45.5	30	22	73.3	41	31	75.6
	KGOKARE SECONDARY SCHOOL	2019	8320697	2	9	8	88.9				19	18	94.7	16	14	87.5	78	78	100	18	11	61.1	36	24	66.7	35	17	48.6	47	37	78.7	10	9	90	10	7	70
	KGOKARE SECONDARY SCHOOL	2018	8320697	2	11	11	100				23	18	78.3	19	16	84.2	74	73	98.6	27	26	96.3	30	29	96.7	40	30	75	46	41	89.1	17	15	88.2	10	9	90
	KHUTLO-THARO SECONDARY SCHOOL	2019	8320713	3	11	7	63.6				74	57	77	61	31	50.8	194	194	100	73	37	50.7				96	73	76	133	106	79.7	63	24	38.1	59	40	67.8
	KHUTLO-THARO SECONDARY SCHOOL	2018	8320713	3	30	25	83.3				116	70	60.3	113	79	69.9	210	209	99.5	58	33	56.9				88	66	75	149	113	75.8	51	23	45.1	51	34	66.7
	LAKESIDE SECONDARY SCHOOL	2019	8320754	3	19	18	94.7				54	33	61.1	73	59	80.8	199	198	99.5	145	103	71	91	82	90.1	105	86	81.9	140	104	74.3	59	23	39	54	47	87
	LAKESIDE SECONDARY SCHOOL	2018	8320754	3	21	20	95.2				55	43	78.2	21	20	95.2	172	172	100	117	101	86.3	104	104	100	100	84	84	138	122	88.4	34	23	67.6	31	30	96.8
	LEBOHANG SECONDARY SCHOOL	2019	8320788	4	27	22	81.5				54	47	87	57	45	78.9	147	141	95.9	42	38	90.5	57	55	96.5	45	31	68.9	95	79	83.2	34	22	64.7	24	17	70.8
	LEBOHANG SECONDARY SCHOOL	2018	8320788	4	15	12	80				31	21	67.7	35	28	80	113	112	99.1	56	45	80.4	66	62	93.9	38	35	92.1	59	46	78	44	18	40.9	24	14	58.3
	MAXEKE SECONDARY SCHOOL	2019	8320960	1	10	9	90				67	35	52.2	18	9	50	200	199	99.5	87	68	78.2	53	51	96.2	62	50	80.6	91	69	75.8	54	11	20.4	43	23	53.5
	MAXEKE SECONDARY SCHOOL	2018	8320960	1	16	13	81.3				89	47	52.8	16	12	75	173	173	100	74	61	82.4	40	38	95	75	65	86.7	83	57	68.7	69	21	30.4	58	26	44.8

Province Districts	Centre Name	Year	Centre Number	Quintile	Subject Description																																
					Accounting			Agricultural Sciences			Business Studies			Economics			English First Additional Language			Geography			History			Life Sciences			Mathematical Literacy			Mathematics			Physical Sciences		
					Total Wrote	Achieved30-100%	% Achieved at 30% and Above	Total Wrote	Achieved30-100%	% Achieved at 30% and Above	Total Wrote	Achieved30-100%	% Achieved at 30% and Above	Total Wrote	Achieved30-100%	% Achieved at 30% and Above	Total Wrote	Achieved30-100%	% Achieved at 30% and Above	Total Wrote	Achieved30-100%	% Achieved at 30% and Above	Total Wrote	Achieved30-100%	% Achieved at 30% and Above	Total Wrote	Achieved30-100%	% Achieved at 30% and Above	Total Wrote	Achieved30-100%	% Achieved at 30% and Above	Total Wrote	Achieved30-100%	% Achieved at 30% and Above			
SEDIBENG WEST	MOHALADITOE SECONDARY SCHOOL	2019	8321026	4							12	8	66.7	14	6	42.9	36	36	100	6	5	83.3	20	20	100	10	8	80	26	23	88.5	3	3	100	3	3	100
	MOHALADITOE SECONDARY SCHOOL	2018	8321026	4							7	5	71.4	14	8	57.1	40	40	100	10	10	100	15	15	100	11	9	81.8	20	14	70	5	5	100	4	3	75
	MOPHOLOSI SECONDARY SCHOOL	2019	8321083	2	20	19	95				42	36	85.7	39	26	66.7	112	111	99.1	48	36	75	38	37	97.4	28	25	89.3	74	68	91.9	20	12	60	18	16	88.9
	MOPHOLOSI SECONDARY SCHOOL	2018	8321083	2	29	23	79.3				56	33	58.9	56	37	66.1	137	136	99.3	78	52	66.7	100	91	91	51	42	82.4	98	70	71.4	36	17	47.2	28	16	57.1
	MOQHAKA SECONDARY SCHOOL	2019	8321091	4							10	10	100	28	20	71.4	68	68	100	44	43	97.7	33	32	97	26	19	73.1	52	48	92.3	8	3	37.5	14	9	64.3
	MOQHAKA SECONDARY SCHOOL	2018	8321091	4	14	5	35.7				16	11	68.8	27	22	81.5	41	40	97.6	12	10	83.3	7	6	85.7	9	7	77.8	28	25	89.3	7	4	57.1	7	5	71.4
	MOSHATE SECONDARY SCHOOL	2019	8321109	3							17	14	82.4	29	18	62.1	235	231	98.3	196	102	52	33	33	100	117	73	62.4	157	93	59.2	66	31	47	66	42	63.6
	MOSHATE SECONDARY SCHOOL	2018	8321109	3							14	8	57.1	20	15	75	105	103	98.1	82	50	61	70	59	84.3	33	31	93.9	90	60	66.7	13	13	100	33	24	72.7
	POELANO SECONDARY SCHOOL	2019	8321281	2	23	14	60.9				102	97	95.1	102	37	36.3	171	169	98.8							92	47	51.1	111	67	60.4	45	12	26.7	23	16	69.6
	POELANO SECONDARY SCHOOL	2018	8321281	2	25	23	92				108	106	98.1	114	99	86.8	150	150	100							79	65	82.3	81	65	80.2	61	26	42.6	47	34	72.3
	PRESTIGIOUS AURETE SEC SCHOOL	2019	8400119	5	8	8	100				14	10	71.4	4	4	100				28	18	64.3				28	18	64.3	21	16	76.2	21	8	38.1	18	10	55.6
	PRESTIGIOUS AURETE SEC SCHOOL	2018	8400119	5	29	15	51.7				51	32	62.7	15	13	86.7				55	37	67.3	44	37	84.1	63	44	69.8	99	77	77.8	23	18	78.3	27	19	70.4

Province Districts	Centre Name	Year	Centre Number	Quintile	Subject Description																																
					Accounting			Agricultural Sciences			Business Studies			Economics			English First Additional Language			Geography			History			Life Sciences			Mathematical Literacy			Mathematics			Physical Sciences		
					Total Wrote	Achieved30-100%	% Achieved at 30% and Above	Total Wrote	Achieved30-100%	% Achieved at 30% and Above	Total Wrote	Achieved30-100%	% Achieved at 30% and Above	Total Wrote	Achieved30-100%	% Achieved at 30% and Above	Total Wrote	Achieved30-100%	% Achieved at 30% and Above	Total Wrote	Achieved30-100%	% Achieved at 30% and Above	Total Wrote	Achieved30-100%	% Achieved at 30% and Above	Total Wrote	Achieved30-100%	% Achieved at 30% and Above	Total Wrote	Achieved30-100%	% Achieved at 30% and Above	Total Wrote	Achieved30-100%	% Achieved at 30% and Above			
SEDIBENG WEST	QEDILIZWE SECONDARY SCHOOL	2019	8321307	2	9	6	66.7	30	26	86.7	23	18	78.3	21	19	90.5	113	113	100	53	46	86.8	17	17	100	77	48	62.3	43	41	95.3	56	11	19.6	48	22	45.8
	QEDILIZWE SECONDARY SCHOOL	2018	8321307	2	10	10	100	37	28	75.7	17	11	64.7	14	9	64.3	119	118	99.2	65	51	78.5	29	23	79.3	88	67	76.1	55	33	60	49	25	51	42	28	66.7
	RAMOLELLE COMBINED SCHOOL	2018	8321364	1	9	7	77.8				13	10	76.9	6	5	83.3	28	28	100	17	14	82.4	11	11	100	11	10	90.9	17	14	82.4	8	6	75	13	9	69.2
	RAMOSUKULA SEC SCHOOL	2019	8321372	1													59	59	100	35	22	62.9	57	57	100	22	16	72.7	49	33	67.3	5	3	60	22	6	27.3
	RAMOSUKULA SEC SCHOOL	2018	8321372	1													68	67	98.5	43	31	72.1	68	68	100	21	17	81	56	34	60.7	8	6	75	21	5	23.8
	RESIDENSIA SECONDARY SCHOOL	2019	8321380	4	9	8	88.9				43	32	74.4	65	43	66.2	148	148	100	59	59	100				78	63	80.8	59	54	91.5	71	47	66.2	67	56	83.6
	RESIDENSIA SECONDARY SCHOOL	2018	8321380	4	25	22	88				50	26	52	52	35	67.3	143	143	100	57	49	86				76	65	85.5	82	61	74.4	54	38	70.4	74	40	54.1
	RUTASETJHABA SEC SCHOOL	2019	8321398	2	18	17	94.4				27	23	85.2	27	24	88.9	144	144	100	46	45	97.8	65	65	100	110	79	71.8	74	63	85.1	62	31	50	47	45	95.7
	RUTASETJHABA SEC SCHOOL	2018	8321398	2	21	18	85.7				20	17	85	21	19	90.5	175	174	99.4	54	47	87	81	77	95.1	137	83	60.6	96	71	74	65	42	64.6	49	40	81.6
	SAMELSON COLLEGE	2018	8400127	99							12	7	58.3	9	6	66.7	3	3	100	13	5	38.5				8	8	100	19	14	73.7	3	1	33.3	2	1	50
	SAPPHIRE SECONDARY SCHOOL	2019	8321406	2	20	14	70				88	57	64.8	36	17	47.2	241	238	98.8	77	58	75.3	63	62	98.4	132	76	57.6	47	39	83	124	22	17.7	125	37	29.6
	SAPPHIRE SECONDARY SCHOOL	2018	8321406	2	45	17	37.8				79	45	57	46	34	73.9	193	188	97.4	54	41	75.9	88	78	88.6	102	62	60.8	87	53	60.9	63	25	39.7	83	37	44.6



Province Districts	Centre Name	Year	Centre Number	Quintile	Subject Description																																	
					Accounting			Agricultural Sciences			Business Studies			Economics			English First Additional Language			Geography			History			Life Sciences			Mathematical Literacy			Mathematics			Physical Sciences			
					Total Wrote	Achieved30-100%	% Achieved at 30% and Above	Total Wrote	Achieved30-100%	% Achieved at 30% and Above	Total Wrote	Achieved30-100%	% Achieved at 30% and Above	Total Wrote	Achieved30-100%	% Achieved at 30% and Above	Total Wrote	Achieved30-100%	% Achieved at 30% and Above	Total Wrote	Achieved30-100%	% Achieved at 30% and Above	Total Wrote	Achieved30-100%	% Achieved at 30% and Above	Total Wrote	Achieved30-100%	% Achieved at 30% and Above	Total Wrote	Achieved30-100%	% Achieved at 30% and Above	Total Wrote	Achieved30-100%	% Achieved at 30% and Above				
SEDIBENG WEST	SEHOPOTSO SECONDARY SCHOOL	2019	8321430	3								33	23	69.7	33	20	60.6	77	77	100	38	37	97.4	17	17	100	38	25	65.8	51	46	90.2	23	4	17.4	23	12	52.2
	SEHOPOTSO SECONDARY SCHOOL	2018	8321430	3	13	6	46.2					29	20	69	30	25	83.3	49	49	100	19	18	94.7	23	23	100	16	14	87.5	37	31	83.8	7	4	57.1	10	7	70
	SETJHABA-SOHLÉ SECONDARY	2019	8321455	4	9	8	88.9					45	26	57.8	17	16	94.1	124	122	98.4	98	46	46.9	88	69	78.4	64	17	26.6	94	58	61.7	18	8	44.4	22	10	45.5
	SETJHABA-SOHLÉ SECONDARY	2018	8321455	4	8	8	100					51	19	37.3	19	12	63.2	110	110	100	81	49	60.5	68	65	95.6	44	25	56.8	83	50	60.2	18	9	50	28	13	46.4
	SIZANANI THUSANANG COMPREHENSIVE SCHOOL	2019	8321497	3	13	8	61.5					19	11	57.9	14	8	57.1	49	47	95.9							5	5	100	8	6	75	10	1	10	4	4	100
	SIZANANI THUSANANG COMPREHENSIVE SCHOOL	2018	8321497	3	24	9	37.5					32	20	62.5	26	14	53.8	76	76	100							7	6	85.7	22	11	50	13	5	38.5	7	5	71.4
	SUNCREST HIGH SCHOOL	2019	8330654	5	24	23	95.8					89	84	94.4	67	54	80.6				30	27	90	33	33	100	81	78	96.3	90	90	100	63	41	65.1	38	32	84.2
	SUNCREST HIGH SCHOOL	2018	8330654	5	33	32	97					77	73	94.8	61	53	86.9				47	47	100	52	52	100	95	93	97.9	84	83	98.8	59	51	86.4	38	36	94.7
	TANDUKWAZI SECONDARY SCHOOL	2019	8321505	2	31	28	90.3					35	27	77.1	46	35	76.1	153	153	100	55	46	83.6	68	68	100	37	31	83.8	87	79	90.8	35	9	25.7	23	20	87
	TANDUKWAZI SECONDARY SCHOOL	2018	8321505	2	16	13	81.3					25	18	72	33	29	87.9	141	141	100	71	69	97.2	70	70	100	39	37	94.9	106	85	80.2	19	16	84.2	38	25	65.8
THARABOLLO SECONDARY SCHOOL	2019	8321521	3	22	12	54.5					24	13	54.2	23	11	47.8	107	107	100	70	66	94.3	56	54	96.4	68	53	77.9	57	51	89.5	33	15	45.5	24	24	100	

Province Districts	Subject Description																																				
	Centre Name	Year	Centre Number	Quintile	Accounting			Agricultural Sciences			Business Studies			Economics			English First Additional Language			Geography			History			Life Sciences			Mathematical Literacy			Mathematics			Physical Sciences		
					Total Wrote	Achieved30-100%	% Achieved at 30% and Above	Total Wrote	Achieved30-100%	% Achieved at 30% and Above	Total Wrote	Achieved30-100%	% Achieved at 30% and Above	Total Wrote	Achieved30-100%	% Achieved at 30% and Above	Total Wrote	Achieved30-100%	% Achieved at 30% and Above	Total Wrote	Achieved30-100%	% Achieved at 30% and Above	Total Wrote	Achieved30-100%	% Achieved at 30% and Above	Total Wrote	Achieved30-100%	% Achieved at 30% and Above	Total Wrote	Achieved30-100%	% Achieved at 30% and Above	Total Wrote	Achieved30-100%	% Achieved at 30% and Above			
SEBIBENG WEST	THARABOLLO SECONDARY SCHOOL	2018	8321521	3	15	1	6.7				17	10	58.8	17	10	58.8	109	109	100	82	62	75.6	51	41	80.4	81	66	81.5	57	40	70.2	39	22	56.4	38	32	84.2
	THE VAAL HIGH SCHOOL	2019	8330662	5	0	0				55	49	89.1	60	37	61.7				43	36	83.7					49	28	57.1	95	91	95.8	15	7	46.7	12	7	58.3
	THE VAAL HIGH SCHOOL	2018	8330662	5	16	8	50				50	34	68	48	43	89.6				38	28	73.7				49	40	81.6	69	65	94.2	36	16	44.4	26	20	76.9
	THUTO-TIRO COMPREHENSIVE	2019	8321570	4	25	19	76				49	40	81.6	25	16	64	114	114	100	40	30	75				41	24	58.5	30	27	90	37	14	37.8	19	16	84.2
	THUTO-TIRO COMPREHENSIVE	2018	8321570	4	24	18	75				47	22	46.8	24	21	87.5	145	144	99.3	54	38	70.4				56	47	83.9	54	45	83.3	40	30	75	51	36	70.6
	TOKELO SECONDARY SCHOOL	2019	8321604	1	13	11	84.6				12	10	83.3	12	10	83.3	107	106	99.1	45	42	93.3	23	22	95.7	38	30	78.9	41	39	95.1	18	11	61.1	11	11	100
	TOKELO SECONDARY SCHOOL	2018	8321604	1	16	15	93.8				15	13	86.7	15	15	100	71	70	98.6	35	31	88.6	10	8	80	35	29	82.9	47	36	76.6	13	10	76.9	18	14	77.8
	TSHEPO-THEMBA SECONDARY SCHOOL	2019	8321638	2	15	14	93.3				40	30	75	27	22	81.5	119	117	98.3	49	43	87.8	43	43	100	33	23	69.7	62	50	80.6	27	11	40.7	20	17	85
	TSHEPO-THEMBA SECONDARY SCHOOL	2018	8321638	2	14	10	71.4				34	28	82.4	22	20	90.9	87	87	100	35	32	91.4	37	37	100	32	26	81.3	42	36	85.7	25	15	60	19	19	100
	TSOLO SECONDARY SCHOOL	2019	8321703	2	35	23	65.7				47	32	68.1	42	16	38.1	183	181	98.9	107	81	75.7	170	160	94.1	102	62	60.8	99	79	79.8	60	16	26.7	54	21	38.9

Province Districts	Centre Name	Year	Centre Number	Quintile	Subject Description																																
					Accounting			Agricultural Sciences			Business Studies			Economics			English First Additional Language			Geography			History			Life Sciences			Mathematical Literacy			Mathematics			Physical Sciences		
					Total Wrote	Achieved30-100%	% Achieved at 30% and Above	Total Wrote	Achieved30-100%	% Achieved at 30% and Above	Total Wrote	Achieved30-100%	% Achieved at 30% and Above	Total Wrote	Achieved30-100%	% Achieved at 30% and Above	Total Wrote	Achieved30-100%	% Achieved at 30% and Above	Total Wrote	Achieved30-100%	% Achieved at 30% and Above	Total Wrote	Achieved30-100%	% Achieved at 30% and Above	Total Wrote	Achieved30-100%	% Achieved at 30% and Above	Total Wrote	Achieved30-100%	% Achieved at 30% and Above	Total Wrote	Achieved30-100%	% Achieved at 30% and Above			
SEDBENG WEST	TSOLO SECONDARY SCHOOL	2018	8321703	2	29	19	65.5				31	15	48.4	24	13	54.2	133	133	100	69	60	87	124	117	94.4	64	41	64.1	67	52	77.6	30	16	53.3	34	26	76.5
	WATERSHED CHRISTIAN SCHOOL	2019	8400388	99							16	12	75	11	9	81.8										13	13	100	24	23	95.8	7	6	85.7	6	4	66.7
	WATERSHED CHRISTIAN SCHOOL	2018	8400388	99	1	1	100				24	12	50	13	10	76.9										5	5	100	22	21	95.5	6	6	100	5	3	60
TSHWANE NORTH	ADAM MASEBE SEC SCHOOL	2019	8910011	1	15	7	46.7				57	32	56.1	15	7	46.7	140	140	100	100	92	92	70	69	98.6	39	35	89.7	97	85	87.6	18	12	66.7	17	17	100
	ADAM MASEBE SEC SCHOOL	2018	8910011	1	11	10	90.9				43	32	74.4	13	12	92.3	164	164	100	130	103	79.2	76	69	90.8	96	73	76	99	80	80.8	41	32	78	30	22	73.3
	AMOGELANG SECONDARY SCHOOL	2019	8240507	1	25	14	56				38	25	65.8	29	19	65.5	213	213	100	119	95	79.8	88	85	96.6	73	52	71.2	114	105	92.1	35	18	51.4	49	29	59.2
	AMOGELANG SECONDARY SCHOOL	2018	8240507	1	40	25	62.5				72	44	61.1	32	26	81.3	319	317	99.4	190	158	83.2	142	131	92.3	100	87	87	204	154	75.5	45	38	84.4	76	49	64.5
	BOITSHEPO SEC SCHOOL	2019	8910158	1	17	13	76.5				29	26	89.7	8	8	100	117	117	100	93	78	83.9	48	45	93.8	79	59	74.7	81	77	95.1	25	24	96	54	32	59.3
	BOITSHEPO SEC SCHOOL	2018	8910158	1	33	28	84.8				28	26	92.9	30	27	90	125	125	100	75	71	94.7	38	37	97.4	77	70	90.9	90	82	91.1	21	19	90.5	49	33	67.3
	BOKAMOSO HIGH SCHOOL	2019	8910169	1	8	5	62.5				8	6	75	9	5	55.6	38	38	100	21	21	100	19	18	94.7	18	15	83.3	21	20	95.2	6	6	100	6	6	100
	BOKAMOSO HIGH SCHOOL	2018	8910169	1	15	12	80				15	12	80	15	15	100	89	89	100	72	46	63.9	58	58	100	72	34	47.2	73	43	58.9	16	5	31.3	14	4	28.6
	BOTSE-BOTSE SECONDARY	2019	8240580	4	9	9	100				16	13	81.3	15	15	100	126	126	100	82	78	95.1	53	50	94.3	31	30	96.8	62	56	90.3	24	17	70.8	31	29	93.5

Province Districts	Centre Name	Year	Centre Number	Quintile	Subject Description																																
					Accounting			Agricultural Sciences			Business Studies			Economics			English First Additional Language			Geography			History			Life Sciences			Mathematical Literacy			Mathematics			Physical Sciences		
					Total Wrote	Achieved30-100%	% Achieved at 30% and Above	Total Wrote	Achieved30-100%	% Achieved at 30% and Above	Total Wrote	Achieved30-100%	% Achieved at 30% and Above	Total Wrote	Achieved30-100%	% Achieved at 30% and Above	Total Wrote	Achieved30-100%	% Achieved at 30% and Above	Total Wrote	Achieved30-100%	% Achieved at 30% and Above	Total Wrote	Achieved30-100%	% Achieved at 30% and Above	Total Wrote	Achieved30-100%	% Achieved at 30% and Above	Total Wrote	Achieved30-100%	% Achieved at 30% and Above	Total Wrote	Achieved30-100%	% Achieved at 30% and Above			
TSHWANE NORTH	BOTSE-BOTSE SECONDARY	2018	8240580	4	28	21	75				27	24	88.9	27	26	96.3	269	268	99.6	222	182	82	157	155	98.7	82	80	97.6	164	113	68.9	84	45	53.6	79	69	87.3
	CLAPHAM HIGH SCHOOL	2019	8220103	5	22	21	95.5				132	99	75							72	67	93.1	82	79	96.3	69	55	79.7	109	102	93.6	61	41	67.2	32	32	100
	CLAPHAM HIGH SCHOOL	2018	8220103	5	27	22	81.5				115	81	70.4							53	52	98.1	84	84	100	67	59	88.1	101	99	98	46	36	78.3	27	26	96.3
	ELIZABETH MATSEMELA SEC SCHOOL	2019	8241779	5	6	5	83.3				24	23	95.8	21	12	57.1	116	115	99.1	57	50	87.7	63	57	90.5	16	13	81.3	75	59	78.7	13	6	46.2	17	13	76.5
	ELIZABETH MATSEMELA SEC SCHOOL	2018	8241779	5	10	9	90				42	28	66.7	28	23	82.1	138	138	100	61	44	72.1	70	59	84.3	32	24	75	79	52	65.8	35	16	45.7	30	19	63.3
	GEREFORMEERDE SKOOL DIRK POSTMA	2019	8220137	99	2	2	100				12	9	75				36	36	100	6	6	100				15	15	100	13	13	100	23	21	91.3	17	17	100
	GEREFORMEERDE SKOOL DIRK POSTMA	2018	8220137	99	6	6	100				7	5	71.4				23	23	100	3	3	100				11	11	100	6	6	100	17	15	88.2	12	12	100
	HAMMANSKRAAL SECONDARY SCHOOL	2019	8400396	1	6	4	66.7				22	14	63.6	18	6	33.3	181	178	98.3	124	106	85.5	84	82	97.6	129	69	53.5	116	106	91.4	39	28	71.8	35	22	62.9
	HAMMANSKRAAL SECONDARY SCHOOL	2018	8400396	1	17	17	100				52	30	57.7	48	28	58.3	167	167	100	101	80	79.2	69	69	100	103	77	74.8	108	86	79.6	44	39	88.6	40	30	75
	HANS KEKANA SEC SCHOOL	2019	8910484	1	42	28	66.7				88	81	92	90	54	60	269	269	100	129	113	87.6	108	100	92.6	106	89	84	127	109	85.8	60	38	63.3	57	48	84.2
	HANS KEKANA SEC SCHOOL	2018	8910484	1	38	31	81.6				114	70	61.4	111	63	56.8	308	308	100	190	145	76.3	97	85	87.6	168	144	85.7	131	97	74	99	86	86.9	93	76	81.7
HLANGANANI SECONDARY SCHOOL	2019	8240739	4							13	12	92.3	11	10	90.9	59	59	100	27	26	96.3	30	30	100	12	11	91.7	41	39	95.1	11	9	81.8	11	11	100	

Province Districts	Subject Description																																											
	Centre Name	Year	Centre Number	Quintile	Accounting			Agricultural Sciences			Business Studies			Economics			English First Additional Language			Geography			History			Life Sciences			Mathematical Literacy			Mathematics			Physical Sciences									
					Total Wrote	Achieved30-100%	% Achieved at 30% and Above	Total Wrote	Achieved30-100%	% Achieved at 30% and Above	Total Wrote	Achieved30-100%	% Achieved at 30% and Above	Total Wrote	Achieved30-100%	% Achieved at 30% and Above	Total Wrote	Achieved30-100%	% Achieved at 30% and Above	Total Wrote	Achieved30-100%	% Achieved at 30% and Above	Total Wrote	Achieved30-100%	% Achieved at 30% and Above	Total Wrote	Achieved30-100%	% Achieved at 30% and Above	Total Wrote	Achieved30-100%	% Achieved at 30% and Above	Total Wrote	Achieved30-100%	% Achieved at 30% and Above										
TSHWANE NORTH	HLANGANANI SECONDARY SCHOOL	2018	8240739	4	15	8	53.3				26	14	53.8	18	17	94.4	76	76	100	32	27	84.4	25	24	96	21	20	95.2	51	44	86.3	22	16	72.7	21	20	95.2							
	HOËR TEGNOLOGIESE SKOOL JOHN VORSTER	2019	8220152	5													132	132	100																	65	56	86.2	45	45	100			
	HOËR TEGNOLOGIESE SKOOL JOHN VORSTER	2018	8220152	5														149	149	100																			49	49	100	45	42	93.3
	HOËRSKOOL HENDRIK VERWOERD	2019	8230334	5	11	10	90.9				82	67	81.7	54	42	77.8	37	37	100	81	78	96.3				82	74	90.2	129	128	99.2	61	53	86.9	33	29	87.9							
	HOËRSKOOL HENDRIK VERWOERD	2018	8230334	5	13	13	100				65	49	75.4	34	31	91.2	46	46	100	49	49	100				71	68	95.8	82	82	100	71	50	70.4	43	38	88.4							
	HOËRSKOOL MONTANA	2019	8240069	5	71	71	100				116	102	87.9	26	26	100	258	258	100	45	45	100	24	24	100	111	109	98.2	105	105	100	165	163	98.8	117	116	99.1							
	HOËRSKOOL MONTANA	2018	8240069	5	72	71	98.6				137	115	83.9	26	26	100	286	286	100	64	64	100	32	32	100	115	112	97.4	136	136	100	167	166	99.4	137	135	98.5							
	HOËRSKOOL OOS-MOOT	2019	8220178	5	31	31	100				89	83	93.3	21	21	100	245	245	100	53	51	96.2				110	102	92.7	106	106	100	126	106	84.1	69	67	97.1							
	HOËRSKOOL OOS-MOOT	2018	8220178	5	38	38	100				143	122	85.3	28	28	100	271	271	100	47	45	95.7				103	100	97.1	140	138	98.6	130	117	90	66	65	98.5							
	HOËRSKOOL OVERKRUIN	2019	8240077	5	19	19	100				56	48	85.7				133	133	100	27	27	100				58	56	96.6	92	91	98.9	74	74	100	54	54	100							
HOËRSKOOL OVERKRUIN	2018	8240077	5	23	23	100				63	51	81				143	143	100	17	17	100	15	15	100	54	54	100	84	83	98.8	79	78	98.7	51	51	100								
HOËRSKOOL STAATSPRESIDENT C R SWART	2019	8220194	5	20	18	90				63	52	82.5	26	16	61.5				27	24	88.9	31	31	100	67	57	85.1	111	110	99.1	49	36	73.5	29	25	86.2								

Province Districts	Centre Name	Year	Centre Number	Quintile	Subject Description																																
					Accounting			Agricultural Sciences			Business Studies			Economics			English First Additional Language			Geography			History			Life Sciences			Mathematical Literacy			Mathematics			Physical Sciences		
					Total Wrote	Achieved30-100%	% Achieved at 30% and Above	Total Wrote	Achieved30-100%	% Achieved at 30% and Above	Total Wrote	Achieved30-100%	% Achieved at 30% and Above	Total Wrote	Achieved30-100%	% Achieved at 30% and Above	Total Wrote	Achieved30-100%	% Achieved at 30% and Above	Total Wrote	Achieved30-100%	% Achieved at 30% and Above	Total Wrote	Achieved30-100%	% Achieved at 30% and Above	Total Wrote	Achieved30-100%	% Achieved at 30% and Above	Total Wrote	Achieved30-100%	% Achieved at 30% and Above	Total Wrote	Achieved30-100%	% Achieved at 30% and Above			
TSHWANE NORTH	HOËRSKOOL STAATSPRESIDENT C R SWART	2018	8220194	5	24	22	91.7				81	58	71.6	28	27	96.4				18	17	94.4	33	32	97	95	79	83.2	114	106	93	58	40	69	43	27	62.8
	HOËRSKOOL WONDERBOOM	2019	8230383	5	29	29	100				66	58	87.9	24	21	87.5	198	198	100	48	47	97.9	37	34	91.9	48	45	93.8	124	124	100	74	67	90.5	31	30	96.8
	HOËRSKOOL WONDERBOOM	2018	8230383	5	34	32	94.1				102	73	71.6	26	25	96.2	233	233	100	68	65	95.6	35	33	94.3	59	57	96.6	174	173	99.4	59	51	86.4	30	30	100
	HOSEA KEKANA SEC SCHOOL	2019	8910514	1	35	32	91.4				59	46	78	61	39	63.9	150	150	100	50	44	88	41	40	97.6	54	45	83.3	88	82	93.2	35	18	51.4	30	24	80
	HOSEA KEKANA SEC SCHOOL	2018	8910514	1	42	36	85.7				49	34	69.4	48	41	85.4	166	166	100	47	39	83	64	62	96.9	73	52	71.2	88	79	89.8	36	20	55.6	26	25	96.2
	IONA CONVENT	2019	8230391	99	4	4	100				25	21	84										20	20	100	28	26	92.9	22	22	100	14	13	92.9	11	11	100
	IONA CONVENT	2018	8230391	99	12	12	100				34	33	97.1										18	18	100	31	29	93.5	17	17	100	23	22	95.7	15	13	86.7
	KGOMOTSO SECONDARY SCHOOL	2019	8240770	3	20	15	75				72	39	54.2	23	22	95.7	172	172	100							52	43	82.7	67	58	86.6	57	36	63.2	41	31	75.6
	KGOMOTSO SECONDARY SCHOOL	2018	8240770	3	37	23	62.2				39	24	61.5	32	27	84.4	185	184	99.5							44	41	93.2	23	19	82.6	66	49	74.2	46	42	91.3
	LEHWELERENG SECONDARY SCHOOL	2019	8400526	2	10	6	60				9	6	66.7	9	9	100	118	117	99.2	97	84	86.6	65	63	96.9	95	73	76.8	59	58	98.3	42	19	45.2	35	27	77.1
LEHWELERENG SECONDARY SCHOOL	2018	8400526	2	14	13	92.9				18	13	72.2	18	17	94.4	107	107	100	77	66	85.7	46	44	95.7	85	73	85.9	40	36	90	46	23	50	36	31	86.1	
LETHABONG SECONDARY SCHOOL	2019	8240895	4	13	12	92.3				84	45	53.6	21	21	100	274	274	100	88	70	79.5	90	84	93.3	98	69	70.4	164	123	75	34	18	52.9	29	22	75.9	

Province Districts	Centre Name	Year	Centre Number	Quintile	Subject Description																																
					Accounting			Agricultural Sciences			Business Studies			Economics			English First Additional Language			Geography			History			Life Sciences			Mathematical Literacy			Mathematics			Physical Sciences		
					Total Wrote	Achieved30-100%	% Achieved at 30% and Above	Total Wrote	Achieved30-100%	% Achieved at 30% and Above	Total Wrote	Achieved30-100%	% Achieved at 30% and Above	Total Wrote	Achieved30-100%	% Achieved at 30% and Above	Total Wrote	Achieved30-100%	% Achieved at 30% and Above	Total Wrote	Achieved30-100%	% Achieved at 30% and Above	Total Wrote	Achieved30-100%	% Achieved at 30% and Above	Total Wrote	Achieved30-100%	% Achieved at 30% and Above	Total Wrote	Achieved30-100%	% Achieved at 30% and Above	Total Wrote	Achieved30-100%	% Achieved at 30% and Above			
TSHWANE NORTH	LETHABONG SECONDARY SCHOOL	2018	8240895	4	15	14	93.3				25	22	88	25	25	100	265	265	100	151	128	84.8	95	89	93.7	143	117	81.8	178	145	81.5	40	33	82.5	45	32	71.1
	LETHAMAGA HIGH SCHOOL	2019	8910887	99	10	6	60				29	18	62.1	27	13	48.1	72	72	100	30	25	83.3	12	12	100	32	27	84.4	32	26	81.3	26	10	38.5	21	16	76.2
	LETHAMAGA HIGH SCHOOL	2018	8910887	99	15	6	40				15	13	86.7	15	12	80	59	59	100	42	27	64.3	22	22	100	42	35	83.3	33	22	66.7	26	11	42.3	21	15	71.4
	MADISONG SECONDARY SCHOOL	2019	8910978	1	8	6	75				10	6	60	11	9	81.8	140	135	96.4	110	78	70.9	95	93	97.9	60	48	80	97	76	78.4	22	7	31.8	22	21	95.5
	MADISONG SECONDARY SCHOOL	2018	8910978	1	15	8	53.3				13	6	46.2	13	10	76.9	126	125	99.2	100	49	49	86	83	96.5	65	42	64.6	94	45	47.9	21	7	33.3	21	21	100
	MAKGETSE HIGH SCHOOL	2019	8911026	3	29	20	69				87	68	78.2	40	29	72.5	311	311	100	82	72	87.8	41	41	100	155	102	65.8	196	167	85.2	67	52	77.6	47	46	97.9
	MAKGETSE HIGH SCHOOL	2018	8911026	3	26	26	100				99	86	86.9	50	48	96	292	292	100	80	66	82.5	28	28	100	168	151	89.9	136	111	81.6	130	101	77.7	83	82	98.8
	MAKHOSINI COMBINED SECONDARY SCHOOL	2019	8240929	1	10	9	90				131	93	71	151	101	66.9	367	365	99.5	148	132	89.2	78	77	98.7	153	116	75.8	246	210	85.4	67	37	55.2	60	52	86.7
	MAKHOSINI COMBINED SECONDARY SCHOOL	2018	8240929	1	17	17	100				94	49	52.1	63	53	84.1	256	256	100	115	107	93	36	35	97.2	190	165	86.8	166	138	83.1	59	48	81.4	51	51	100
	MEMEZELO SECONDARY SCHOOL	2019	8240960	4	11	11	100				16	15	93.8	14	13	92.9	169	168	99.4	105	90	85.7	79	78	98.7	41	34	82.9	80	70	87.5	48	31	64.6	44	35	79.5
	MEMEZELO SECONDARY SCHOOL	2018	8240960	4	5	4	80				18	16	88.9	15	15	100	126	125	99.2	80	54	67.5	65	57	87.7	32	30	93.8	76	71	93.4	19	18	94.7	32	29	90.6
	MODILATI SECONDARY SCHOOL	2019	8911257	1	12	12	100				5	3	60	4	4	100	184	184	100	135	114	84.4	164	162	98.8	75	58	77.3	156	128	82.1	22	22	100	21	21	100



Province Districts	Centre Name	Year	Centre Number	Quintile	Subject Description																																
					Accounting			Agricultural Sciences			Business Studies			Economics			English First Additional Language			Geography			History			Life Sciences			Mathematical Literacy			Mathematics			Physical Sciences		
					Total Wrote	Achieved30-100%	% Achieved at 30% and Above	Total Wrote	Achieved30-100%	% Achieved at 30% and Above	Total Wrote	Achieved30-100%	% Achieved at 30% and Above	Total Wrote	Achieved30-100%	% Achieved at 30% and Above	Total Wrote	Achieved30-100%	% Achieved at 30% and Above	Total Wrote	Achieved30-100%	% Achieved at 30% and Above	Total Wrote	Achieved30-100%	% Achieved at 30% and Above	Total Wrote	Achieved30-100%	% Achieved at 30% and Above	Total Wrote	Achieved30-100%	% Achieved at 30% and Above	Total Wrote	Achieved30-100%	% Achieved at 30% and Above			
TSHWANE NORTH	MODILATI SECONDARY SCHOOL	2018	8911257	1	25	23	92				28	18	64.3	31	23	74.2	152	152	100	63	42	66.7	93	92	98.9	67	54	80.6	118	86	72.9	28	27	96.4	25	24	96
	MODITELA SECONDARY	2019	8911269	2	13	13	100				13	13	100	13	13	100	77	77	100	64	64	100	21	21	100	64	39	60.9	38	38	100	39	30	76.9	26	26	100
	MONTANA POORT SEC SCHOOL	2018	8400798	4	13	13	100				31	27	87.1	19	19	100				33	33	100				26	26	100	18	18	100	34	23	67.6	21	19	90.5
	NEW EERSTERUS SECONDARY SCHOOL	2019	8400525	2	8	7	87.5				23	9	39.1	9	9	100	58	58	100	63	45	71.4	39	39	100	45	28	62.2	50	41	82	20	10	50	19	15	78.9
	NEW EERSTERUS SECONDARY SCHOOL	2018	8400525	2	20	17	85				38	19	50	20	17	85	86	86	100	71	55	77.5	42	42	100	49	46	93.9	46	34	73.9	45	19	42.2	27	22	81.5
	NTSWANE	2019	8911541	1	4	4	100	13	12	92.3	12	7	58.3	12	11	91.7	66	66	100	34	29	85.3	33	33	100	51	34	66.7	45	43	95.6	16	13	81.3	16	13	81.3
	NTSWANE	2018	8911541	1				11	10	90.9	24	18	75	23	18	78.3	60	60	100	19	18	94.7	18	18	100	31	16	51.6	43	39	90.7	11	11	100	12	11	91.7
	PHL MORAKA SECONDARY	2019	8911589	4	5	5	100	0	0		14	14	100	14	14	100	66	66	100	32	29	90.6	24	23	95.8	28	18	64.3	36	31	86.1	10	5	50	9	9	100
	PHL MORAKA SECONDARY	2018	8911589	4	8	0	0	2	2	100	19	17	89.5	20	18	90	83	83	100	50	43	86	24	24	100	57	43	75.4	48	42	87.5	17	10	58.8	18	16	88.9
	PRESTIGE COLLEGE	2019	8241117	99	34	34	100				70	63	90							46	46	100				70	68	97.1	67	67	100	59	56	94.9	41	41	100
	PRESTIGE COLLEGE	2018	8241117	99	44	44	100				83	79	95.2							47	47	100				109	108	99.1	66	66	100	95	95	100	67	67	100
	RAKGOTSO SEC SCHOOL	2019	8911709	1	49	38	77.6				87	63	72.4	58	38	65.5	223	222	99.6	125	110	88	60	60	100	118	111	94.1	138	120	87	69	52	75.4	59	59	100
	RAKGOTSO SEC SCHOOL	2018	8911709	1	51	45	88.2				90	52	57.8	67	58	86.6	274	273	99.6	142	99	69.7	87	80	92	150	141	94	143	107	74.8	89	64	71.9	68	67	98.5
	RATSHEPO SEC SCHOOL	2019	8911767	3	34	29	85.3	89	68	76.4	160	119	74.4	44	39	88.6	337	337	100	98	73	74.5	101	96	95	168	119	70.8	195	149	76.4	115	62	53.9	100	65	65
	RATSHEPO SEC SCHOOL	2018	8911767	3	46	44	95.7	56	41	73.2	170	130	76.5	78	70	89.7	347	345	99.4	121	94	77.7	101	91	90.1	140	125	89.3	226	181	80.1	95	57	60	83	66	79.5



Province Districts	Subject Description																																				
	Centre Name	Year	Centre Number	Quintile	Accounting			Agricultural Sciences			Business Studies			Economics			English First Additional Language			Geography			History			Life Sciences			Mathematical Literacy			Mathematics			Physical Sciences		
					Total Wrote	Achieved30-100%	% Achieved at 30% and Above	Total Wrote	Achieved30-100%	% Achieved at 30% and Above	Total Wrote	Achieved30-100%	% Achieved at 30% and Above	Total Wrote	Achieved30-100%	% Achieved at 30% and Above	Total Wrote	Achieved30-100%	% Achieved at 30% and Above	Total Wrote	Achieved30-100%	% Achieved at 30% and Above	Total Wrote	Achieved30-100%	% Achieved at 30% and Above	Total Wrote	Achieved30-100%	% Achieved at 30% and Above	Total Wrote	Achieved30-100%	% Achieved at 30% and Above	Total Wrote	Achieved30-100%	% Achieved at 30% and Above			
TSHWANE SOUTH	ABBOTTS COLLEGE CENTURION	2019	8400788	99	2	2	100				28	23	82.1							5	5	100	19	19	100	15	12	80	24	24	100	14	14	100	8	8	100
	ABBOTTS COLLEGE CENTURION	2018	8400788	99	3	3	100				38	34	89.5							7	7	100	24	24	100	12	12	100	34	34	100	11	11	100	6	6	100
	AFRIKAANSE HOËR MEISIESKOOI	2019	8230110	5	47	47	100				84	83	98.8				198	198	100	36	36	100	97	97	100	110	110	100	75	75	100	151	150	99.3	107	107	100
	AFRIKAANSE HOËR MEISIESKOOI	2018	8230110	5	55	55	100				94	93	98.9	4	4	100	183	183	100	44	44	100	73	73	100	107	107	100	71	71	100	149	149	100	102	101	99
	AFRIKAANSE HOËR SEUNSKOOI	2019	8230128	5	97	97	100				67	64	95.5	55	54	98.2	211	211	100	47	47	100	29	29	100	65	65	100	55	54	98.2	176	174	98.9	118	118	100
	AFRIKAANSE HOËR SEUNSKOOI	2018	8230128	5	97	97	100				101	94	93.1	55	55	100	216	216	100	37	37	100	32	32	100	53	52	98.1	57	57	100	179	176	98.3	108	107	99.1
	AL GHAZALI	2019	8400125	99	5	5	100				10	10	100										6	6	100	5	5	100	4	4	100	6	6	100	4	4	100
	AL GHAZALI	2018	8400125	99	4	4	100				8	8	100										5	5	100	10	10	100				13	12	92.3	8	8	100
	AL-ASR EDUCATIONAL INSTITUTE	2019	8400100	99	6	6	100				9	9	100	3	3	100							15	15	100	18	18	100	8	8	100	13	13	100	12	12	100
	AL-ASR EDUCATIONAL INSTITUTE	2018	8400100	99	8	8	100				10	10	100	5	5	100							14	14	100	17	17	100	4	4	100	18	18	100	12	12	100
	AMITY INTERNATIONAL SCHOOL	2019	8232653	99	2	2	100				24	21	87.5	7	7	100							14	14	100	19	17	89.5	10	10	100	16	14	87.5	12	11	91.7
	AMITY INTERNATIONAL SCHOOL	2018	8232653	99	6	6	100				22	17	77.3	6	6	100							11	11	100	22	22	100	4	4	100	24	22	91.7	17	17	100
	BOKGONI TECHNICAL SECONDARY SCHOOL	2019	8231555	4													179	179	100													36	36	100	36	36	100

Province Districts		Subject Description																																					
		Centre Name	Year	Centre Number	Quintile	Accounting			Agricultural Sciences			Business Studies			Economics			English First Additional Language			Geography			History			Life Sciences			Mathematical Literacy			Mathematics			Physical Sciences			
						Total Wrote	Achieved30-100%	% Achieved at 30% and Above	Total Wrote	Achieved30-100%	% Achieved at 30% and Above	Total Wrote	Achieved30-100%	% Achieved at 30% and Above	Total Wrote	Achieved30-100%	% Achieved at 30% and Above	Total Wrote	Achieved30-100%	% Achieved at 30% and Above	Total Wrote	Achieved30-100%	% Achieved at 30% and Above	Total Wrote	Achieved30-100%	% Achieved at 30% and Above	Total Wrote	Achieved30-100%	% Achieved at 30% and Above	Total Wrote	Achieved30-100%	% Achieved at 30% and Above	Total Wrote	Achieved30-100%	% Achieved at 30% and Above				
TSHWANE SOUTH	BOKGONI TECHNICAL SECONDARY SCHOOL	2018	8231555	4												158	158	100																79	62	78.5	40	39	97.5
	BONA LESEDI SEC SCHOOL	2019	8221474	1	6	6	100				38	31	81.6	36	24	66.7	136	136	100	94	63	67	58	54	93.1	38	32	84.2	95	80	84.2	38	30	78.9	32	32	100		
	BONA LESEDI SEC SCHOOL	2018	8221474	1	9	8	88.9				14	12	85.7	15	13	86.7	122	120	98.4	84	59	70.2	53	48	90.6	32	31	96.9	81	54	66.7	29	24	82.8	25	21	84		
	BOPHELONG COMMUNITY INDEPENDENT SCHO	2019	8400171	99	2	0	0				7	7	100	5	1	20				3	2	66.7				2	2	100	7	4	57.1	2	1	50	1	1	100		
	BOPHELONG COMMUNITY INDEPENDENT SCHO	2018	8400171	99	6	0	0				12	9	75	8	6	75				1	1	100				3	3	100	11	9	81.8	1	1	100					
	CARPE DIEM ACADEMY	2019	8400092	99							22	12	54.5				20	20	100	14	12	85.7				1	1	100	24	24	100	7	4	57.1	0	0			
	CARPE DIEM ACADEMY	2018	8400092	99							30	12	40	1	1	100	12	12	100	15	10	66.7				4	4	100	24	22	91.7	6	3	50					
	CENTRAL ISLAMIC SCHOOL	2019	8231571	99	9	9	100				11	10	90.9										16	16	100	17	16	94.1	8	8	100	14	14	100	10	10	100		
	CENTRAL ISLAMIC SCHOOL	2018	8231571	99	12	12	100				17	16	94.1										17	17	100	15	15	100	9	9	100	20	20	100	15	15	100		
	CHRISTIAN BROTHERS COLLEGE MOUNT EDMUND	2019	8220095	99	20	20	100				27	18	66.7									19	19	100	21	21	100	18	18	100	12	12	100	37	36	97.3	27	27	100
CHRISTIAN BROTHERS COLLEGE MOUNT EDMUND	2018	8220095	99	14	13	92.9				23	21	91.3									18	18	100	22	22	100	18	18	100	15	15	100	30	30	100	28	27	96.4	

Province Districts	Centre Name	Year	Centre Number	Quintile	Subject Description																																	
					Accounting			Agricultural Sciences			Business Studies			Economics			English First Additional Language			Geography			History			Life Sciences			Mathematical Literacy			Mathematics			Physical Sciences			
					Total Wrote	Achieved30-100%	% Achieved at 30% and Above	Total Wrote	Achieved30-100%	% Achieved at 30% and Above	Total Wrote	Achieved30-100%	% Achieved at 30% and Above	Total Wrote	Achieved30-100%	% Achieved at 30% and Above	Total Wrote	Achieved30-100%	% Achieved at 30% and Above	Total Wrote	Achieved30-100%	% Achieved at 30% and Above	Total Wrote	Achieved30-100%	% Achieved at 30% and Above	Total Wrote	Achieved30-100%	% Achieved at 30% and Above	Total Wrote	Achieved30-100%	% Achieved at 30% and Above	Total Wrote	Achieved30-100%	% Achieved at 30% and Above				
TSHWANE SOUTH	CORNERSTONE COLLEGE SEC SCHOOL	2019	8220582	99	12	12	100				60	60	100	43	43	100	9	9	100	35	35	100	25	25	100	59	59	100	43	43	100	46	44	95.7	27	27	100	
	CORNERSTONE COLLEGE SEC SCHOOL	2018	8220582	99	20	20	100				64	61	95.3	41	41	100	11	11	100	43	43	100	33	33	100	64	63	98.4	55	55	100	51	50	98	44	44	100	
	CURRO ACADEMY PRETORIA	2019	8231977	99	7	7	100				31	30	96.8							20	18	90				23	22	95.7	29	29	100	16	13	81.3	14	13	92.9	
	CURRO ACADEMY PRETORIA	2018	8231977	99	10	9	90				26	22	84.6							19	19	100				19	16	84.2	24	24	100	14	12	85.7	12	12	100	
	DANSA INTERNATIONAL COLLEGE	2019	8232371	99	6	6	100				52	47	90.4	35	31	88.6	41	41	100	25	23	92				42	39	92.9	34	34	100	39	37	94.9	23	21	91.3	
	DANSA INTERNATIONAL COLLEGE	2018	8232371	99	7	6	85.7				68	56	82.4	35	31	88.6	55	54	98.2	26	25	96.2				52	51	98.1	52	48	92.3	41	31	75.6	24	24	100	
	DAVID HELLEN PETA SECONDARY SCHOOL	2019	8231605	4	6	5	83.3				21	18	85.7	15	11	73.3	98	97	99	76	65	85.5	63	62	98.4	26	23	88.5	66	55	83.3	24	17	70.8	19	18	94.7	
	DAVID HELLEN PETA SECONDARY SCHOOL	2018	8231605	4	22	10	45.5				29	22	75.9	22	19	86.4	112	112	100	75	63	84	62	62	100	18	18	100	81	70	86.4	17	13	76.5	17	15	88.2	
	DR WF NKOMO SECONDARY SCHOOL	2019	8231613	4	17	13	76.5				16	16	100	16	14	87.5	174	174	100	132	104	78.8	124	108	87.1	30	29	96.7	125	99	79.2	31	24	77.4	30	28	93.3	
	DR WF NKOMO SECONDARY SCHOOL	2018	8231613	4	31	12	38.7				36	23	63.9	29	21	72.4	168	168	100	108	71	65.7	83	58	69.9	46	43	93.5	113	88	77.9	24	21	87.5	41	25	61	
	DUO EDU SENIOR OHAFHANKLIKE SKOOL	2019	8400285	99													27	27	100	27	27	100								25	25	100	2	2	100			
	DUO EDU SENIOR OHAFHANKLIKE SKOOL	2018	8400285	99													27	27	100	27	27	100								26	25	96.2	1	1	100			

Province Districts	Subject Description																																						
	Centre Name	Year	Centre Number	Quintile	Accounting			Agricultural Sciences			Business Studies			Economics			English First Additional Language			Geography			History			Life Sciences			Mathematical Literacy			Mathematics			Physical Sciences				
					Total Wrote	Achieved30-100%	% Achieved at 30% and Above	Total Wrote	Achieved30-100%	% Achieved at 30% and Above	Total Wrote	Achieved30-100%	% Achieved at 30% and Above	Total Wrote	Achieved30-100%	% Achieved at 30% and Above	Total Wrote	Achieved30-100%	% Achieved at 30% and Above	Total Wrote	Achieved30-100%	% Achieved at 30% and Above	Total Wrote	Achieved30-100%	% Achieved at 30% and Above	Total Wrote	Achieved30-100%	% Achieved at 30% and Above	Total Wrote	Achieved30-100%	% Achieved at 30% and Above	Total Wrote	Achieved30-100%	% Achieved at 30% and Above					
TSHWANE SOUTH	ED-U-COLLEGE SECONDARY SCHOOL	2019	8231621	99	1	1	100				31	17	54.8	28	16	57.1	23	23	100	22	19	86.4	3	3	100	19	15	78.9	28	26	92.9	22	6	27.3	14	11	78.6		
	ED-U-COLLEGE SECONDARY SCHOOL	2018	8231621	99	5	5	100				37	17	45.9	22	15	68.2	17	17	100	32	27	84.4	1	1	100	28	25	89.3	39	36	92.3	17	9	52.9	15	5	33.3		
	EDUSA COLLEGE	2019	8400445	99							0	0		0	0														0	0									
	EDUSA COLLEGE	2018	8400445	99				0	0		0	0		0	0		0	0		0	0							0	0										
	EDWARD PHATUDI SECONDARY SCHOOL	2019	8231639	4	17	13	76.5				53	38	71.7	15	14	93.3	142	141	99.3	66	56	84.8				26	21	80.8	34	31	91.2	43	22	51.2	28	22	78.6		
	EDWARD PHATUDI SECONDARY SCHOOL	2018	8231639	4	4	4	100				22	14	63.6	4	4	100	105	105	100	52	46	88.5				37	35	94.6	17	15	88.2	52	37	71.2	48	33	68.8		
	EERSTERUST SECONDARY SCHOOL	2019	8220020	4							44	37	84.1	29	14	48.3	18	18	100	34	27	79.4				19	14	73.7	40	37	92.5	8	4	50	5	5	100		
	EERSTERUST SECONDARY SCHOOL	2018	8220020	4							65	47	72.3	35	29	82.9	25	25	100	52	37	71.2				44	31	70.5	64	50	78.1	18	9	50	15	13	86.7		
	ELMAR COLLEGE	2019	8232679	99	11	11	100				38	37	97.4	27	21	77.8				12	12	100				15	11	73.3	35	35	100	14	12	85.7	7	7	100		
	ELMAR COLLEGE	2018	8232679	99	6	6	100				32	27	84.4	27	25	92.6				10	10	100				19	19	100	34	34	100	14	11	78.6	10	10	100		
	EMPRO ACADEMY	2019	8400576	99							2	2	100	3	3	100										1	1	100	6	6	100								
	EMPRO ACADEMY	2018	8400576	99	2	2	100				3	3	100	5	5	100				1	1	100				2	1	50	6	6	100	5	3	60	4	2	50		
	EXCELSIOR ACA ROOIHUISKRAAL	2019	8400501	99													0	0		0	0		0	0		0	0		0	0		0	0						
	FLAVIUS MAREKA SECONDARY SCHOOL	2019	8231670	1	10	2	20				11	8	72.7	8	7	87.5	93	93	100	60	43	71.7	48	46	95.8	21	21	100	61	50	82	21	10	47.6	20	19	95		

Province Districts	Centre Name	Year	Centre Number	Quintile	Subject Description																																			
					Accounting			Agricultural Sciences			Business Studies			Economics			English First Additional Language			Geography			History			Life Sciences			Mathematical Literacy			Mathematics			Physical Sciences					
					Total Wrote	Achieved30-100%	% Achieved at 30% and Above	Total Wrote	Achieved30-100%	% Achieved at 30% and Above	Total Wrote	Achieved30-100%	% Achieved at 30% and Above	Total Wrote	Achieved30-100%	% Achieved at 30% and Above	Total Wrote	Achieved30-100%	% Achieved at 30% and Above	Total Wrote	Achieved30-100%	% Achieved at 30% and Above	Total Wrote	Achieved30-100%	% Achieved at 30% and Above	Total Wrote	Achieved30-100%	% Achieved at 30% and Above	Total Wrote	Achieved30-100%	% Achieved at 30% and Above	Total Wrote	Achieved30-100%	% Achieved at 30% and Above						
TSHWANE SOUTH	FLAVIUS MAREKA SECONDARY SCHOOL	2018	8231670	1	7	1	14.3				8	4	50	6	4	66.7	116	116	100	61	42	68.9	29	28	96.6	40	33	82.5	35	27	77.1	24	12	50	25	19	76			
	FOUNDERS COMMUNITY SCHOOL	2019	8400008	99							3	2	66.7	1	1	100	10	10	100	8	6	75				6	5	83.3	8	7	87.5	1	0	0						
	FOUNDERS COMMUNITY SCHOOL	2018	8400008	99							6	5	83.3	8	7	87.5	12	12	100	7	7	100				5	5	100	11	11	100									
	GATANG SECONDARY SCHOOL	2019	8220657	4	5	5	100				16	10	62.5	14	8	57.1	163	163	100	108	83	76.9				115	69	60	62	47	75.8	62	24	38.7	32	30	93.8			
	GATANG SECONDARY SCHOOL	2018	8220657	4	10	10	100				13	12	92.3	11	11	100	127	124	97.6	82	59	72				85	49	57.6	37	25	67.6	62	20	32.3	30	18	60			
	GAUTENG CENTRAL COLLEGE	2019	8400897	99	3	2	66.7				13	8	61.5	9	5	55.6	8	8	100	12	9	75	5	5	100	14	10	71.4	11	9	81.8	15	3	20	10	4	40			
	GREENWOOD COLLEGE	2019	8231712	99	2	2	100				9	7	77.8	9	7	77.8	8	8	100	16	16	100				10	7	70	7	7	100	10	4	40	9	4	44.4			
	GREENWOOD COLLEGE	2018	8231712	99	8	4	50				23	14	60.9	19	17	89.5	20	20	100	24	20	83.3				12	9	75	25	23	92	10	7	70	7	7	100			
	HIMALAYA SECONDARY SCHOOL	2019	8230037	3	16	14	87.5				97	74	76.3	83	57	68.7										42	42	100	23	22	95.7	94	94	100	21	13	61.9	17	17	100
	HIMALAYA SECONDARY SCHOOL	2018	8230037	3	24	24	100				90	65	72.2	60	49	81.7										57	57	100	20	20	100	84	74	88.1	29	18	62.1	15	15	100
	HOËRSKOOL CENTURION	2019	8210229	5	21	21	100				52	45	86.5	5	5	100	160	160	100	12	12	100	9	9	100	38	38	100	87	87	100	64	57	89.1	49	48	98			
	HOËRSKOOL CENTURION	2018	8210229	5	33	32	97				74	64	86.5	10	10	100	189	189	100	17	17	100	12	12	100	65	65	100	74	74	100	107	106	99.1	61	60	98.4			
	HOËRSKOOL DIE WILGERS	2019	8210153	5	16	16	100				46	33	71.7	7	6	85.7	112	112	100	36	34	94.4	2	1	50	34	32	94.1	60	58	96.7	46	45	97.8	23	23	100			




Province Districts	Subject Description																																				
	Centre Name	Year	Centre Number	Quintile	Accounting			Agricultural Sciences			Business Studies			Economics			English First Additional Language			Geography			History			Life Sciences			Mathematical Literacy			Mathematics			Physical Sciences		
					Total Wrote	Achieved30-100%	% Achieved at 30% and Above	Total Wrote	Achieved30-100%	% Achieved at 30% and Above	Total Wrote	Achieved30-100%	% Achieved at 30% and Above	Total Wrote	Achieved30-100%	% Achieved at 30% and Above	Total Wrote	Achieved30-100%	% Achieved at 30% and Above	Total Wrote	Achieved30-100%	% Achieved at 30% and Above	Total Wrote	Achieved30-100%	% Achieved at 30% and Above	Total Wrote	Achieved30-100%	% Achieved at 30% and Above	Total Wrote	Achieved30-100%	% Achieved at 30% and Above	Total Wrote	Achieved30-100%	% Achieved at 30% and Above			
TSHWANE SOUTH	HOËRSKOOL DIE WILGERS	2018	8210153	5	17	16	94.1				24	13	54.2	2	2	100	84	84	100	32	30	93.8				30	28	93.3	35	34	97.1	37	36	97.3	27	27	100
	HOËRSKOOL ELDORAIGNE	2019	8210161	5	49	48	98				94	88	93.6	27	26	96.3	245	245	100	61	61	100	31	30	96.8	83	80	96.4	110	109	99.1	135	135	100	94	94	100
	HOËRSKOOL ELDORAIGNE	2018	8210161	5	100	100	100				136	121	89	39	38	97.4	308	308	100	49	49	100	35	35	100	114	114	100	123	123	100	185	183	98.9	114	113	99.1
	HOËRSKOOL F H ODENDAAL	2019	8220160	4	50	47	94				157	127	80.9				23	23	100	30	25	83.3	36	36	100	88	73	83	138	127	92	114	76	66.7	60	51	85
	HOËRSKOOL F H ODENDAAL	2018	8220160	4	22	20	90.9				100	82	82				23	23	100	34	34	100	58	58	100	72	63	87.5	122	106	86.9	76	57	75	49	46	93.9
	HOËRSKOOL GARSFONTEIN	2019	8210187	5	128	127	99.2				154	150	97.4	29	29	100	350	350	100	57	57	100	61	61	100	123	123	100	149	149	100	219	216	98.6	132	132	100
	HOËRSKOOL GARSFONTEIN	2018	8210187	5	107	107	100				152	151	99.3	29	29	100	332	332	100	47	47	100	69	69	100	102	102	100	129	127	98.4	219	215	98.2	155	155	100
	HOËRSKOOL MENLOPARK	2019	8210195	5	101	101	100				87	82	94.3	34	33	97.1	224	224	100	108	108	100	61	61	100	104	104	100	90	90	100	227	226	99.6	161	161	100
	HOËRSKOOL MENLOPARK	2018	8210195	5	84	84	100				62	55	88.7	38	37	97.4	217	217	100	107	107	100	31	31	100	112	112	100	66	66	100	211	210	99.5	154	153	99.4
	HOËRSKOOL SILVERTON	2019	8220186	5	17	15	88.2				80	56	70				12	12	100	25	23	92				31	27	87.1	78	77	98.7	25	16	64	17	17	100
	HOËRSKOOL SILVERTON	2018	8220186	5	23	21	91.3				103	68	66				18	18	100	30	29	96.7				47	44	93.6	94	93	98.9	46	34	73.9	30	25	83.3
	HOËRSKOOL UITSIG	2019	8210211	5	30	29	96.7				130	114	87.7							33	31	93.9	52	52	100	59	55	93.2	99	97	98	82	74	90.2	56	55	98.2
	HOËRSKOOL UITSIG	2018	8210211	5	38	36	94.7				128	88	68.8				7	7	100	23	22	95.7				75	70	93.3	87	87	100	94	73	77.7	74	67	90.5

Province Districts	Centre Name	Year	Centre Number	Quintile	Subject Description																																
					Accounting			Agricultural Sciences			Business Studies			Economics			English First Additional Language			Geography			History			Life Sciences			Mathematical Literacy			Mathematics			Physical Sciences		
					Total Wrote	Achieved30-100%	% Achieved at 30% and Above	Total Wrote	Achieved30-100%	% Achieved at 30% and Above	Total Wrote	Achieved30-100%	% Achieved at 30% and Above	Total Wrote	Achieved30-100%	% Achieved at 30% and Above	Total Wrote	Achieved30-100%	% Achieved at 30% and Above	Total Wrote	Achieved30-100%	% Achieved at 30% and Above	Total Wrote	Achieved30-100%	% Achieved at 30% and Above	Total Wrote	Achieved30-100%	% Achieved at 30% and Above	Total Wrote	Achieved30-100%	% Achieved at 30% and Above	Total Wrote	Achieved30-100%	% Achieved at 30% and Above	Total Wrote	Achieved30-100%	% Achieved at 30% and Above
TSHWANE SOUTH	HOËRSKOOL VOORTREKKERHOOGTE	2019	8210237	5	23	23	100				74	63	85.1							39	38	97.4	44	43	97.7	54	47	87	73	69	94.5	43	37	86	32	32	100
	HOËRSKOOL VOORTREKKERHOOGTE	2018	8210237	5	33	33	100				103	82	79.6							42	40	95.2	66	65	98.5	85	77	90.6	120	114	95	43	42	97.7	36	33	91.7
	HOËRSKOOL WATERKLOOF	2019	8210245	5	114	114	100				141	137	97.2	49	48	98	297	297	100	59	59	100	60	60	100	80	78	97.5	127	127	100	217	217	100	163	163	100
	HOËRSKOOL WATERKLOOF	2018	8210245	5	95	95	100				123	121	98.4	29	29	100	283	283	100	99	99	100	51	51	100	145	144	99.3	122	122	100	222	222	100	164	164	100
	HOËRSKOOL ZWARTKOP	2019	8210252	5	55	55	100				85	76	89.4	24	24	100	279	279	100	69	69	100				96	91	94.8	110	110	100	170	167	98.2	116	108	93.1
	HOËRSKOOL ZWARTKOP	2018	8210252	5	69	69	100				120	112	93.3	48	47	97.9	284	284	100	26	26	100	1	1	100	144	140	97.2	107	107	100	178	177	99.4	137	136	99.3
	HOFMEYR SECONDARY SCHOOL	2019	8231746	4	7	3	42.9				10	3	30	11	5	45.5	62	62	100	39	37	94.9	36	32	88.9	41	31	75.6	36	33	91.7	15	12	80	14	13	92.9
	HOFMEYR SECONDARY SCHOOL	2018	8231746	4	30	16	53.3				31	16	51.6	34	22	64.7	94	94	100	46	38	82.6	38	35	92.1	44	35	79.5	52	43	82.7	24	16	66.7	16	15	93.8
	HOLY TRINITY SECONDARY CATHOLIC SCHOOL	2019	8231761	99	10	10	100				14	11	78.6	13	13	100	14	14	100	4	4	100	5	5	100	13	11	84.6	14	14	100	15	11	73.3	10	10	100
	HOLY TRINITY SECONDARY CATHOLIC SCHOOL	2018	8231761	99	10	10	100				13	6	46.2	7	7	100	16	16	100	9	9	100	8	8	100	13	13	100	18	18	100	13	12	92.3	12	12	100
	HOSPITAALSKOOL PRETORIA HOSPITAL SCHOOL	2019	8231332	4																																	

Province Districts	Centre Name	Year	Centre Number	Quintile	Subject Description																																
					Accounting			Agricultural Sciences			Business Studies			Economics			English First Additional Language			Geography			History			Life Sciences			Mathematical Literacy			Mathematics			Physical Sciences		
					Total Wrote	Achieved30-100%	% Achieved at 30% and Above	Total Wrote	Achieved30-100%	% Achieved at 30% and Above	Total Wrote	Achieved30-100%	% Achieved at 30% and Above	Total Wrote	Achieved30-100%	% Achieved at 30% and Above	Total Wrote	Achieved30-100%	% Achieved at 30% and Above	Total Wrote	Achieved30-100%	% Achieved at 30% and Above	Total Wrote	Achieved30-100%	% Achieved at 30% and Above	Total Wrote	Achieved30-100%	% Achieved at 30% and Above	Total Wrote	Achieved30-100%	% Achieved at 30% and Above	Total Wrote	Achieved30-100%	% Achieved at 30% and Above			
TSHWANE SOUTH	J KEKANA SECONDARY SCHOOL	2019	8220699	3	6	6	100				22	15	68.2	21	19	90.5	99	99	100	64	47	73.4	54	52	96.3	33	19	57.6	69	59	85.5	17	5	29.4	11	6	54.5
	J KEKANA SECONDARY SCHOOL	2018	8220699	3	11	6	54.5				33	16	48.5	35	24	68.6	112	112	100	66	48	72.7	52	50	96.2	45	28	62.2	85	53	62.4	20	11	55	17	11	64.7
	JAFTA MAHLANGU SECONDARY SCHOOL	2019	8220707	3	9	7	77.8				21	19	90.5	20	15	75	83	83	100	63	60	95.2				64	46	71.9	55	55	100	24	12	50	22	20	90.9
	JAFTA MAHLANGU SECONDARY SCHOOL	2018	8220707	3	4	4	100				10	10	100	13	11	84.6	44	44	100	45	42	93.3				44	38	86.4	23	22	95.7	27	16	59.3	25	24	96
	JINTEK VARSITY COLLEGE	2019	8400580	99				3	2	66.7	6	6	100	4	2	50	9	9	100	12	7	58.3	8	5	62.5	14	8	57.1	13	9	69.2	9	2	22.2	10	4	40
	JINTEK VARSITY COLLEGE	2018	8400580	99	3	3	100				13	5	38.5	8	7	87.5	11	11	100	11	10	90.9	8	7	87.5	12	4	33.3	17	16	94.1	7	5	71.4	6	6	100
	KHUTHALANI SECONDARY SCHOOL	2019	8220715	1	9	7	77.8				38	34	89.5	39	31	79.5	131	131	100	89	76	85.4	57	55	96.5	32	28	87.5	92	80	87	35	28	80	33	29	87.9
	KHUTHALANI SECONDARY SCHOOL	2018	8220715	1	20	14	70				30	16	53.3	30	25	83.3	133	133	100	101	88	87.1	65	65	100	36	34	94.4	93	72	77.4	35	26	74.3	38	32	84.2
	LAUDIUM SECONDARY SCHOOL	2019	8230078	4	60	51	85				123	69	56.1	33	32	97							85	84	98.8	32	31	96.9	122	117	95.9	54	33	61.1	32	25	78.1
	LAUDIUM SECONDARY SCHOOL	2018	8230078	4	40	39	97.5				81	60	74.1	24	24	100							34	34	100	22	22	100	64	63	98.4	38	29	76.3	21	21	100
	LEHLABILE SECONDARY SCHOOL	2019	8220749	4	6	5	83.3				32	25	78.1	31	24	77.4	141	141	100	85	82	96.5				80	63	78.8	85	80	94.1	32	22	68.8	29	28	96.6
	LEHLABILE SECONDARY SCHOOL	2018	8220749	4	15	9	60				52	25	48.1	51	36	70.6	180	179	99.4	102	91	89.2				97	76	78.4	108	96	88.9	41	31	75.6	36	35	97.2

Province Districts	Centre Name	Year	Centre Number	Quintile	Subject Description																																
					Accounting			Agricultural Sciences			Business Studies			Economics			English First Additional Language			Geography			History			Life Sciences			Mathematical Literacy			Mathematics			Physical Sciences		
					Total Wrote	Achieved30-100%	% Achieved at 30% and Above	Total Wrote	Achieved30-100%	% Achieved at 30% and Above	Total Wrote	Achieved30-100%	% Achieved at 30% and Above	Total Wrote	Achieved30-100%	% Achieved at 30% and Above	Total Wrote	Achieved30-100%	% Achieved at 30% and Above	Total Wrote	Achieved30-100%	% Achieved at 30% and Above	Total Wrote	Achieved30-100%	% Achieved at 30% and Above	Total Wrote	Achieved30-100%	% Achieved at 30% and Above	Total Wrote	Achieved30-100%	% Achieved at 30% and Above	Total Wrote	Achieved30-100%	% Achieved at 30% and Above			
TSHWANE SOUTH	LOMPEC SECONDARY SCHOOL	2019	8220756	99							14	12	85.7	12	12	100	4	4	100							6	6	100	15	15	100	4	3	75	2	2	100
	LOMPEC SECONDARY SCHOOL	2018	8220756	99	6	1	16.7				20	17	85	14	9	64.3	7	7	100							12	12	100	21	19	90.5	8	4	50	6	5	83.3
	LORETO CONVENT SCHOOL	2019	8231043	99	13	12	92.3				44	43	97.7							23	23	100	18	18	100	54	47	87	36	36	100	31	30	96.8	23	23	100
	LORETO CONVENT SCHOOL	2018	8231043	99	14	14	100				41	33	80.5							24	24	100	23	23	100	45	44	97.8	25	25	100	37	37	100	25	25	100
	LYTTELTON MANOR HIGH SCHOOL	2019	8210906	5	24	22	91.7				153	137	89.5							60	59	98.3	102	101	99	148	128	86.5	133	129	97	110	65	59.1	65	53	81.5
	LYTTELTON MANOR HIGH SCHOOL	2018	8210906	5	46	45	97.8				123	105	85.4							42	39	92.9	64	60	93.8	104	98	94.2	67	66	98.5	139	93	66.9	92	84	91.3
	MAMELODI SECONDARY SCHOOL	2019	8220772	3	5	5	100				31	22	71	31	19	61.3	171	171	100	56	55	98.2	100	97	97	130	102	78.5	122	117	95.9	41	37	90.2	36	36	100
	MAMELODI SECONDARY SCHOOL	2018	8220772	3	35	21	60				56	27	48.2	52	29	55.8	186	186	100	77	77	100	66	60	90.9	120	102	85	107	96	89.7	66	59	89.4	58	56	96.6
	MODIRI TECHNICAL SCHOOL	2019	8220855	3													50	50	100													4	4	100	4	4	100
	MODIRI TECHNICAL SCHOOL	2018	8220855	3													59	59	100													16	16	100	16	14	87.5
	NELLMAPIUS SECONDARY SCHOOL	2019	8400088	2	20	15	75				48	42	87.5	44	27	61.4	102	102	100	89	70	78.7	42	40	95.2	43	43	100	73	62	84.9	58	31	53.4	42	35	83.3
	NELLMAPIUS SECONDARY SCHOOL	2018	8400088	2	25	19	76				39	35	89.7	40	30	75	83	83	100	55	49	89.1	26	25	96.2	37	34	91.9	50	42	84	53	26	49.1	37	31	83.8





Province Districts	Centre Name	Year	Centre Number	Quintile	Subject Description																																
					Accounting			Agricultural Sciences			Business Studies			Economics			English First Additional Language			Geography			History			Life Sciences			Mathematical Literacy			Mathematics			Physical Sciences		
					Total Wrote	Achieved30-100%	% Achieved at 30% and Above	Total Wrote	Achieved30-100%	% Achieved at 30% and Above	Total Wrote	Achieved30-100%	% Achieved at 30% and Above	Total Wrote	Achieved30-100%	% Achieved at 30% and Above	Total Wrote	Achieved30-100%	% Achieved at 30% and Above	Total Wrote	Achieved30-100%	% Achieved at 30% and Above	Total Wrote	Achieved30-100%	% Achieved at 30% and Above	Total Wrote	Achieved30-100%	% Achieved at 30% and Above	Total Wrote	Achieved30-100%	% Achieved at 30% and Above	Total Wrote	Achieved30-100%	% Achieved at 30% and Above	Total Wrote	Achieved30-100%	% Achieved at 30% and Above
TSHWANE SOUTH	PRETORIA HIGH SCHOOL FOR GIRLS	2018	8231324	5	58	58	100												78	78	100	133	133	100	125	125	100	65	64	98.5	207	201	97.1	139	134	96.4	
	PRETORIA INSTITUTE OF LEARNING	2019	8400318	99	7	7	100	3	3	100	39	31	79.5	12	12	100	25	25	100	13	13	100	34	32	94.1	23	22	95.7	47	44	93.6	13	11	84.6	13	13	100
	PRETORIA INSTITUTE OF LEARNING	2018	8400318	99	4	4	100	4	4	100	38	32	84.2	19	18	94.7	24	24	100	11	9	81.8	28	28	100	17	17	100	43	35	81.4	14	13	92.9	12	11	91.7
	PRETORIA MUSLIM TRUST SUNNI SCHOOL	2019	8232725	99	11	11	100				22	15	68.2	12	9	75										17	17	100	14	14	100	19	19	100	18	18	100
	PRETORIA MUSLIM TRUST SUNNI SCHOOL	2018	8232725	99	13	13	100				21	19	90.5	14	14	100										21	21	100	13	13	100	21	21	100	19	18	94.7
	PRETORIA SECONDARY SCHOOL	2019	8400087	5	18	17	94.4				45	32	71.1	43	32	74.4				65	47	72.3	34	29	85.3	39	36	92.3	62	49	79	55	30	54.5	39	34	87.2
	PRETORIA SECONDARY SCHOOL	2018	8400087	5	18	15	83.3				30	21	70	30	24	80				49	44	89.8	25	25	100	46	45	97.8	46	42	91.3	54	31	57.4	45	30	66.7
	PRETORIA TECHNICAL HIGH SCHOOL	2019	8231340	5																																	
	PRETORIA TECHNICAL HIGH SCHOOL	2018	8231340	5																																	
	PRINCEFIELD TRUST SCHOOL	2019	8400005	99	1	0	0				8	2	25	4	4	100	6	6	100	6	5	83.3				5	1	20	9	8	88.9	3	1	33.3	3	1	33.3
	PRINCEFIELD TRUST SCHOOL	2018	8400005	99							8	5	62.5	7	3	42.9	8	8	100	8	6	75				7	7	100	12	8	66.7	3	2	66.7	3	2	66.7
	PRINCESS PARK SEC AND COLLEGE	2019	8232199	99	8	8	100				25	22	88	25	25	100	14	14	100	24	22	91.7	17	17	100	17	11	64.7	38	38	100	11	11	100	7	7	100

Province Districts	Centre Name	Year	Centre Number	Quintile	Subject Description																																
					Accounting			Agricultural Sciences			Business Studies			Economics			English First Additional Language			Geography			History			Life Sciences			Mathematical Literacy			Mathematics			Physical Sciences		
					Total Wrote	Achieved30-100%	% Achieved at 30% and Above	Total Wrote	Achieved30-100%	% Achieved at 30% and Above	Total Wrote	Achieved30-100%	% Achieved at 30% and Above	Total Wrote	Achieved30-100%	% Achieved at 30% and Above	Total Wrote	Achieved30-100%	% Achieved at 30% and Above	Total Wrote	Achieved30-100%	% Achieved at 30% and Above	Total Wrote	Achieved30-100%	% Achieved at 30% and Above	Total Wrote	Achieved30-100%	% Achieved at 30% and Above	Total Wrote	Achieved30-100%	% Achieved at 30% and Above	Total Wrote	Achieved30-100%	% Achieved at 30% and Above			
TSHWANE SOUTH	PRINCESS PARK SEC AND COLLEGE	2018	8232199	99	6	6	100				37	35	94.6	19	19	100	14	14	100	21	21	100	13	13	100	16	16	100	33	33	100	20	16	80	13	13	100
	PRO ARTE ALPHEN PARK	2019	8210203	5	30	27	90				87	79	90.8	55	51	92.7							23	23	100	50	48	96	76	76	100	75	66	88	44	42	95.5
	PRO ARTE ALPHEN PARK	2018	8210203	5	23	18	78.3				76	61	80.3	54	48	88.9							12	12	100	42	41	97.6	69	69	100	48	39	81.3	34	28	82.4
	PROSPERITUS SECONDARY SCHOOL	2019	8220079	4	8	7	87.5				88	70	79.5				51	51	100	93	84	90.3				83	58	69.9	90	84	93.3	31	23	74.2	35	33	94.3
	PROSPERITUS SECONDARY SCHOOL	2018	8220079	4	24	23	95.8				89	59	66.3				39	39	100	67	59	88.1				62	45	72.6	104	101	97.1	5	5	100	16	12	75
	QUEENS PRIVATE SCHOOL	2019	8400340	99	9	9	100				30	29	96.7	20	18	90	7	7	100	16	14	87.5				11	11	100	27	26	96.3	13	12	92.3	9	8	88.9
	QUEENS PRIVATE SCHOOL	2018	8400340	99	8	8	100				22	16	72.7	17	16	94.1	7	7	100	15	14	93.3				11	11	100	14	14	100	18	11	61.1	9	8	88.9
	RASLOUW ACADEMY	2019	8400258	99							5	5	100							5	5	100							5	5	100						
	RASLOUW ACADEMY	2018	8400258	99							6	6	100				1	1	100	12	12	100							5	5	100	7	5	71.4	5	5	100
	REPFAFOGILE SECONDARY SCHOOL	2019	8400330	4	0	0					75	52	69.3	46	38	82.6	148	148	100	19	19	100	17	17	100	37	35	94.6	85	77	90.6	24	23	95.8	10	10	100
	REPFAFOGILE SECONDARY SCHOOL	2018	8400330	4	5	5	100				33	21	63.6	14	13	92.9	70	70	100	7	7	100				34	32	94.1	24	21	87.5	32	30	93.8	18	18	100
	RIBANE-LAKA SECONDARY SCHOOL	2019	8221044	4	45	44	97.8				135	128	94.8	57	38	66.7	286	286	100	152	146	96.1				155	138	89	173	164	94.8	91	80	87.9	79	77	97.5
RIBANE-LAKA SECONDARY SCHOOL	2018	8221044	4	55	48	87.3				137	125	91.2	64	58	90.6	236	236	100	91	87	95.6				125	120	96	157	147	93.6	61	58	95.1	51	51	100	



Province Districts	Centre Name	Year	Centre Number	Quintile	Subject Description																																				
					Accounting			Agricultural Sciences			Business Studies			Economics			English First Additional Language			Geography			History			Life Sciences			Mathematical Literacy			Mathematics			Physical Sciences						
					Total Wrote	Achieved30-100%	% Achieved at 30% and Above	Total Wrote	Achieved30-100%	% Achieved at 30% and Above	Total Wrote	Achieved30-100%	% Achieved at 30% and Above	Total Wrote	Achieved30-100%	% Achieved at 30% and Above	Total Wrote	Achieved30-100%	% Achieved at 30% and Above	Total Wrote	Achieved30-100%	% Achieved at 30% and Above	Total Wrote	Achieved30-100%	% Achieved at 30% and Above	Total Wrote	Achieved30-100%	% Achieved at 30% and Above	Total Wrote	Achieved30-100%	% Achieved at 30% and Above	Total Wrote	Achieved30-100%	% Achieved at 30% and Above							
TSHWANE SOUTH	RIVERNORTH COMMERCIAL SCHOOL	2018	8400446	99								25	3	12	16	6	37.5	8	7	87.5	15	4	26.7				6	1	16.7	29	12	41.4	1	0	0	1	0	0			
	ROSINA SEDIBANE MODIBA SPORT SCHOOL	2019	8400081	4	5	5	100					22	20	90.9	17	11	64.7								12	12	100	12	11	91.7	26	26	100	8	6	75	6	5	83.3		
	ROSINA SEDIBANE MODIBA SPORT SCHOOL	2018	8400081	4	5	5	100					24	17	70.8	17	13	76.5								17	17	100	13	13	100	38	31	81.6	7	5	71.4	3	3	100		
	ROSTEC TECHNICAL COLLEGE - PRETORIA	2019	8400444	99	0	0		1	0	0		11	1	9.1	5	0	0	6	6	100	3	1	33.3	0	0		1	0	0	6	2	33.3	2	0	0	1	0	0			
	ROSTEC TECHNICAL COLLEGE - PRETORIA	2018	8400444	99	0	0						1	1	100	1	0	0	2	2	100	2	1	50	2	2	100	2	1	50	2	2	100	1	1	100	2	1	50			
	SANDTON TECHNICAL COLLEGE	2018	8400492	99	0	0						4	0	0	4	1	25							4	3	75	1	1	100	3	1	33.3	4	3	75	3	0	0	2	0	0
	SAULRIDGE SECONDARY SCHOOL	2019	8232223	2	17	5	29.4					18	11	61.1	17	8	47.1	142	142	100	99	81	81.8	74	73	98.6	93	45	48.4	82	64	78	34	16	47.1	34	18	52.9			
	SAULRIDGE SECONDARY SCHOOL	2018	8232223	2	23	9	39.1					26	16	61.5	23	21	91.3	107	107	100	68	58	85.3	32	31	96.9	63	55	87.3	64	44	68.8	39	33	84.6	34	29	85.3			
	SEDCO COLLEGE	2018	8400495	99	0	0												0	0		0	0		0	0				0	0		0	0		0	0					
	SESHEGONG SECONDARY SCHOOL	2019	8232249	4	19	18	94.7					67	53	79.1	69	53	76.8	187	187	100	111	104	93.7	78	77	98.7	75	55	73.3	124	116	93.5	49	38	77.6	32	32	100			
	SESHEGONG SECONDARY SCHOOL	2018	8232249	4	16	12	75					38	35	92.1	39	36	92.3	153	153	100	101	95	94.1	55	53	96.4	66	53	80.3	116	102	87.9	29	22	75.9	28	28	100			
SOLOMON MAHLANGU FREEDOM SCHOOL	2019	8220681	4	25	21	84					49	26	53.1	50	33	66	176	175	99.4	108	95	88	88	86	97.7	50	45	90	133	114	85.7	24	22	91.7	24	24	100				

Province Districts	Subject Description																																					
	Centre Name	Year	Centre Number	Quintile	Accounting			Agricultural Sciences			Business Studies			Economics			English First Additional Language			Geography			History			Life Sciences			Mathematical Literacy			Mathematics			Physical Sciences			
					Total Wrote	Achieved30-100%	% Achieved at 30% and Above	Total Wrote	Achieved30-100%	% Achieved at 30% and Above	Total Wrote	Achieved30-100%	% Achieved at 30% and Above	Total Wrote	Achieved30-100%	% Achieved at 30% and Above	Total Wrote	Achieved30-100%	% Achieved at 30% and Above	Total Wrote	Achieved30-100%	% Achieved at 30% and Above	Total Wrote	Achieved30-100%	% Achieved at 30% and Above	Total Wrote	Achieved30-100%	% Achieved at 30% and Above	Total Wrote	Achieved30-100%	% Achieved at 30% and Above	Total Wrote	Achieved30-100%	% Achieved at 30% and Above				
TSHWANE SOUTH	SOLOMON MAHLANGU FREEDOM SCHOOL	2018	8220681	4	10	10	100				33	23	69.7	33	26	78.8	174	173	99.4	87	77	88.5	99	89	89.9	114	58	50.9	129	99	76.7	26	21	80.8	23	20	87	
	SONITUS SKOOL	2019	8220517	4							1	0	0				3	3	100										4	3	75							
	SONITUS SKOOL	2018	8220517	4							7	3	42.9				9	9	100										10	10	100							
	STANZA BOPAPE SECONDARY SCHOOL	2019	8221028	4	12	11	91.7				68	57	83.8	39	24	61.5	157	157	100	70	70	100	47	38	80.9	51	50	98	88	82	93.2	52	45	86.5	49	48	98	
	STANZA BOPAPE SECONDARY SCHOOL	2018	8221028	4	21	14	66.7				51	39	76.5	33	29	87.9	152	150	98.7	87	75	86.2	22	22	100	68	65	95.6	96	66	68.8	45	38	84.4	41	39	95.1	
	STAR COLLEGE PRETORIA	2019	8400499	4	10	10	100				14	14	100										8	8	100	26	22	84.6	6	6	100	21	21	100	20	20	100	
	STAR COLLEGE PRETORIA	2018	8400499	4							6	6	100										5	5	100	6	6	100	4	4	100	2	2	100	1	1	100	
	STEVE TSHWETE SECONDARY SCHOOL	2019	8400075	3	17	16	94.1				84	50	59.5	17	14	82.4	129	129	100	104	78	75	68	65	95.6	31	30	96.8	76	64	84.2	40	28	70	31	29	93.5	
	STEVE TSHWETE SECONDARY SCHOOL	2018	8400075	3	20	19	95				71	44	62	22	13	59.1	111	111	100	75	66	88	46	44	95.7	28	28	100	63	53	84.1	28	26	92.9	28	26	92.9	
	SUMMAT INSTITUTE TSHWANE CAMPUS	2019	8400366	99	4	3	75				16	12	75	10	9	90	8	8	100	12	11	91.7				11	9	81.8	12	11	91.7	6	5	83.3	5	5	100	
	SUMMAT INSTITUTE TSHWANE CAMPUS	2018	8400366	99	5	5	100				8	6	75	6	6	100	3	3	100	5	4	80				2	2	100	3	3	100	3	3	100	2	2	100	
	SUTHERLAND HIGH SCHOOL	2019	8211144	5	50	50	100				116	114	98.3	67	64	95.5				79	79	100	58	58	100	76	76	100	101	101	100	148	144	97.3	94	94	100	
	SUTHERLAND HIGH SCHOOL	2018	8211144	5	38	38	100				113	109	96.5	62	61	98.4				106	106	100	61	60	98.4	63	63	100	120	120	100	134	133	99.3	84	84	100	

Province Districts	Centre Name	Year	Centre Number	Quintile	Subject Description																																	
					Accounting			Agricultural Sciences			Business Studies			Economics			English First Additional Language			Geography			History			Life Sciences			Mathematical Literacy			Mathematics			Physical Sciences			
					Total Wrote	Achieved30-100%	% Achieved at 30% and Above	Total Wrote	Achieved30-100%	% Achieved at 30% and Above	Total Wrote	Achieved30-100%	% Achieved at 30% and Above	Total Wrote	Achieved30-100%	% Achieved at 30% and Above	Total Wrote	Achieved30-100%	% Achieved at 30% and Above	Total Wrote	Achieved30-100%	% Achieved at 30% and Above	Total Wrote	Achieved30-100%	% Achieved at 30% and Above	Total Wrote	Achieved30-100%	% Achieved at 30% and Above	Total Wrote	Achieved30-100%	% Achieved at 30% and Above	Total Wrote	Achieved30-100%	% Achieved at 30% and Above				
TSHWANE SOUTH	THE GLEN HIGH SCHOOL	2019	8211151	5	34	34	100				118	106	89.8							47	46	97.9	81	81	100	123	112	91.1	122	120	98.4	78	65	83.3	57	57	100	
	THE GLEN HIGH SCHOOL	2018	8211151	5	41	38	92.7				101	93	92.1							34	33	97.1	67	67	100	100	99	99	93	90	96.8	92	75	81.5	64	64	100	
	THE WAY CHRISTIAN SCHOOL	2019	8212241	99	5	5	100				14	12	85.7							6	6	100	9	9	100	10	10	100	12	12	100	8	8	100	6	6	100	
	THE WAY CHRISTIAN SCHOOL	2018	8212241	99	1	1	100				5	5	100							4	4	100	5	5	100	3	3	100	5	5	100	1	1	100	2	1	50	
	THUTO BOHLALE SECONDARY SCHOOL	2019	8400529	1	8	6	75				8	8	100	7	6	85.7	44	44	100	34	28	82.4	31	26	83.9	6	6	100	27	26	96.3	13	8	61.5	6	5	83.3	
	THUTO BOHLALE SECONDARY SCHOOL	2018	8400529	1	11	8	72.7				18	15	83.3	13	11	84.6	71	70	98.6	53	41	77.4	43	40	93	15	14	93.3	51	38	74.5	20	15	75	15	11	73.3	
	TRANSORANJE-SKOOL VIR DOWES	2019	8231456	4																																		
	TRANSORANJE-SKOOL VIR DOWES	2018	8231456	4																																		
	TRANSVALIASKOOL	2019	8221333	4							14	3	21.4				20	20	100																			
	TRANSVALIASKOOL	2018	8221333	4							16	3	18.8				20	20	100																			
	TSAKO THABO SECONDARY SCHOOL	2019	8221143	4	7	7	100				24	19	79.2	9	5	55.6	84	84	100	54	42	77.8	29	27	93.1	11	9	81.8	53	47	88.7	11	8	72.7	10	9	90	
	TSAKO THABO SECONDARY SCHOOL	2018	8221143	4	7	7	100				28	17	60.7	21	18	85.7	70	70	100	49	32	65.3	26	22	84.6	16	15	93.8	61	41	67.2	9	8	88.9	16	9	56.3	
	TSHWANE COLLEGE	2019	8400386	99	2	2	100				20	6	30	19	6	31.6	11	11	100	14	11	78.6	3	3	100	7	5	71.4	19	18	94.7	6	1	16.7	5	4	80	

Province Districts	Centre Name	Year	Centre Number	Quintile	Subject Description																																
					Accounting			Agricultural Sciences			Business Studies			Economics			English First Additional Language			Geography			History			Life Sciences			Mathematical Literacy			Mathematics			Physical Sciences		
					Total Wrote	Achieved30-100%	% Achieved at 30% and Above	Total Wrote	Achieved30-100%	% Achieved at 30% and Above	Total Wrote	Achieved30-100%	% Achieved at 30% and Above	Total Wrote	Achieved30-100%	% Achieved at 30% and Above	Total Wrote	Achieved30-100%	% Achieved at 30% and Above	Total Wrote	Achieved30-100%	% Achieved at 30% and Above	Total Wrote	Achieved30-100%	% Achieved at 30% and Above	Total Wrote	Achieved30-100%	% Achieved at 30% and Above	Total Wrote	Achieved30-100%	% Achieved at 30% and Above	Total Wrote	Achieved30-100%	% Achieved at 30% and Above			
TSHWANE COLLEGE	2018	8400386	99							7	6	85.7	6	4	66.7	13	13	100	11	10	90.9	12	12	100	5	5	100	18	16	88.9	3	3	100	2	2	100	
TSHWANE MUSLIM SCHOOL	2019	8232157	99	15	15	100				19	17	89.5										20	20	100	27	27	100	10	10	100	33	33	100	24	24	100	
TSHWANE MUSLIM SCHOOL	2018	8232157	99	22	22	100				25	21	84										21	21	100	32	32	100	14	14	100	35	35	100	24	24	100	
TSHWANE SECONDARY SCHOOL	2019	8400276	5	12	10	83.3				16	16	100	14	9	64.3				11	9	81.8	13	13	100	29	15	51.7				46	9	19.6	11	8	72.7	
TSHWANE SECONDARY SCHOOL	2018	8400276	5	7	7	100				7	6	85.7	7	7	100				30	29	96.7				37	32	86.5				40	17	42.5	16	13	81.3	
TUKSSPORT HIGH SCHOOL	2019	8400140	99	7	7	100				44	40	90.9							30	28	93.3	26	26	100	20	18	90	41	41	100	17	17	100	9	9	100	
TUKSSPORT HIGH SCHOOL	2018	8400140	99	15	15	100				47	45	95.7							32	32	100	20	20	100	22	22	100	33	33	100	30	30	100	21	21	100	
VLAKFONTEIN SECONDARY SCHOOL	2019	8221184	3	9	9	100				43	39	90.7	10	9	90	60	60	100	19	19	100	35	35	100	18	17	94.4	35	31	88.6	28	14	50	18	17	94.4	
VLAKFONTEIN SECONDARY SCHOOL	2018	8221184	3	23	13	56.5				16	14	87.5	20	14	70	70	70	100	39	19	48.7	35	30	85.7	15	15	100	50	40	80	15	11	73.3	15	15	100	
VUKANI MAWETHU SECONDARY SCHOOL	2019	8221192	3	16	10	62.5				21	20	95.2	21	19	90.5	88	88	100	33	30	90.9	43	42	97.7	34	21	61.8	58	54	93.1	14	3	21.4	10	9	90	
VUKANI MAWETHU SECONDARY SCHOOL	2018	8221192	3	23	22	95.7				39	30	76.9	39	35	89.7	110	110	100	39	22	56.4	40	37	92.5	34	25	73.5	72	55	76.4	29	17	58.6	16	12	75	
WATERSRAND SECONDARY SCHOOL	2019	8400337	99	1	0	0				3	2	66.7	2	2	100	1	1	100	3	3	100				1	1	100	2	2	100	1	0	0	1	0	0	

Province Districts	Centre Name	Year	Centre Number	Quintile	Subject Description																																
					Accounting			Agricultural Sciences			Business Studies			Economics			English First Additional Language			Geography			History			Life Sciences			Mathematical Literacy			Mathematics			Physical Sciences		
					Total Wrote	Achieved30-100%	% Achieved at 30% and Above	Total Wrote	Achieved30-100%	% Achieved at 30% and Above	Total Wrote	Achieved30-100%	% Achieved at 30% and Above	Total Wrote	Achieved30-100%	% Achieved at 30% and Above	Total Wrote	Achieved30-100%	% Achieved at 30% and Above	Total Wrote	Achieved30-100%	% Achieved at 30% and Above	Total Wrote	Achieved30-100%	% Achieved at 30% and Above	Total Wrote	Achieved30-100%	% Achieved at 30% and Above	Total Wrote	Achieved30-100%	% Achieved at 30% and Above	Total Wrote	Achieved30-100%	% Achieved at 30% and Above			
TSHWANE SOUTH	WATERSRAND SECONDARY SCHOOL	2018	8400337	99	0	0				6	5	83.3	6	5	83.3	3	3	100	7	5	71.4				4	2	50	3	3	100	2	1	50	2	0	0	
	WILLOWRIDGE HIGH SCHOOL	2019	8211235	5	28	27	96.4				102	85	83.3	48	43	89.6				31	31	100	70	70	100	87	84	96.6	84	81	96.4	107	80	74.8	64	62	96.9
	WILLOWRIDGE HIGH SCHOOL	2018	8211235	5	29	29	100				114	96	84.2	69	65	94.2				46	45	97.8	67	66	98.5	80	80	100	107	106	99.1	97	84	86.6	51	51	100
TSHWANE WEST	ABEL MOTSHOANE SEC SCHOOL	2019	8910007	4	16	13	81.3				21	15	71.4	21	21	100	137	136	99.3	105	77	73.3	84	84	100	40	30	75	98	72	73.5	29	12	41.4	21	16	76.2
	ABEL MOTSHOANE SEC SCHOOL	2018	8910007	4	16	15	93.8				18	17	94.4	15	14	93.3	119	119	100	100	71	71	76	76	100	47	41	87.2	85	63	74.1	33	28	84.8	23	20	87
	AMANDASIG SECONDARY SCHOOL	2019	8400380	4	15	12	80				87	68	78.2	35	25	71.4				134	128	95.5	34	34	100	71	64	90.1	115	104	90.4	58	46	79.3	44	26	59.1
	AMANDASIG SECONDARY SCHOOL	2018	8400380	4	13	10	76.9				46	38	82.6	22	18	81.8				91	86	94.5	30	30	100	41	41	100	76	72	94.7	42	32	76.2	36	24	66.7
	CENTRAL SECONDARY SCHOOL	2019	8240598	3	13	13	100				68	49	72.1	37	32	86.5	111	111	100	96	84	87.5				62	46	74.2	67	59	88.1	38	27	71.1	34	22	64.7
	CENTRAL SECONDARY SCHOOL	2018	8240598	3	35	12	34.3				51	33	64.7	37	21	56.8	96	96	100	61	54	88.5				59	56	94.9	47	36	76.6	49	38	77.6	45	34	75.6
	CHARLTON VOS COLLEGE OF EDUCATION	2019	8241795	99	22	22	100				40	37	92.5	27	27	100										29	29	100	33	33	100	23	22	95.7	16	14	87.5
	CHARLTON VOS COLLEGE OF EDUCATION	2018	8241795	99	22	22	100				47	46	97.9	30	30	100										29	29	100	43	43	100	16	15	93.8	12	12	100

Province Districts	Centre Name	Year	Centre Number	Quintile	Subject Description																																
					Accounting			Agricultural Sciences			Business Studies			Economics			English First Additional Language			Geography			History			Life Sciences			Mathematical Literacy			Mathematics			Physical Sciences		
					Total Wrote	Achieved30-100%	% Achieved at 30% and Above	Total Wrote	Achieved30-100%	% Achieved at 30% and Above	Total Wrote	Achieved30-100%	% Achieved at 30% and Above	Total Wrote	Achieved30-100%	% Achieved at 30% and Above	Total Wrote	Achieved30-100%	% Achieved at 30% and Above	Total Wrote	Achieved30-100%	% Achieved at 30% and Above	Total Wrote	Achieved30-100%	% Achieved at 30% and Above	Total Wrote	Achieved30-100%	% Achieved at 30% and Above	Total Wrote	Achieved30-100%	% Achieved at 30% and Above	Total Wrote	Achieved30-100%	% Achieved at 30% and Above			
TSHWANE WEST	CHRISTIAN PROGRESSIVE SCHOOL	2019	8232645	99	21	21	100				42	34	81	41	40	97.6	57	57	100	53	50	94.3	26	26	100	33	32	97	42	39	92.9	63	63	100	35	35	100
	CHRISTIAN PROGRESSIVE SCHOOL	2018	8232645	99	13	13	100				40	40	100	29	29	100	38	38	100	44	44	100	22	22	100	32	32	100	42	39	92.9	53	52	98.1	33	33	100
	CURRO ACADEMY SOSHANGUVE (INDEP CENT	2019	8400839	99	25	25	100				46	43	93.5	25	25	100				25	25	100				35	33	94.3	37	37	100	23	18	78.3	14	13	92.9
	CURRO ACADEMY SOSHANGUVE (INDEP CENT	2018	8400839	99	8	8	100				20	18	90	10	10	100				25	25	100				35	34	97.1	17	17	100	26	21	80.8	23	21	91.3
	DASPOORT SECONDARY SCHOOL	2019	8400263	5	15	13	86.7				15	15	100	15	12	80				39	38	97.4	22	22	100	17	15	88.2	33	32	97	22	14	63.6	16	16	100
	DASPOORT SECONDARY SCHOOL	2018	8400263	5	12	12	100				31	22	71	12	12	100				31	28	90.3	24	23	95.8	25	25	100	37	35	94.6	24	20	83.3	24	24	100
	DR AT MOREOSELE SEC SCHOOL	2019	8910326	4	6	5	83.3				13	12	92.3	13	6	46.2	97	97	100	43	41	95.3	42	41	97.6	20	18	90	82	67	81.7	16	13	81.3	13	13	100
	DR AT MOREOSELE SEC SCHOOL	2018	8910326	4	9	9	100				24	11	45.8	22	16	72.7	114	114	100	45	36	80	40	36	90	34	20	58.8	70	55	78.6	26	11	42.3	23	16	69.6
	DR SAM MOTSUENYANE	2019	8914251	1	16	4	25				76	56	73.7	17	11	64.7	190	186	97.9	137	96	70.1	47	46	97.9	102	70	68.6	107	76	71	47	24	51.1	43	26	60.5
	DR SAM MOTSUENYANE	2018	8914251	1	18	12	66.7				81	48	59.3	18	15	83.3	173	170	98.3	134	88	65.7	54	52	96.3	98	65	66.3	132	77	58.3	37	26	70.3	36	21	58.3
FILADELFIA	2019	8240689	4	11	10	90.9				44	35	79.5	21	16	76.2	74	55	74.3				23	23	100	3	3	100	71	43	60.6	4	4	100	2	2	100	
FILADELFIA	2018	8240689	4	13	12	92.3				38	29	76.3	19	13	68.4	42	42	100				21	20	95.2	8	8	100	29	15	51.7	13	10	76.9	5	5	100	

Province Districts	Centre Name	Year	Centre Number	Quintile	Subject Description																																
					Accounting			Agricultural Sciences			Business Studies			Economics			English First Additional Language			Geography			History			Life Sciences			Mathematical Literacy			Mathematics			Physical Sciences		
					Total Wrote	Achieved30-100%	% Achieved at 30% and Above	Total Wrote	Achieved30-100%	% Achieved at 30% and Above	Total Wrote	Achieved30-100%	% Achieved at 30% and Above	Total Wrote	Achieved30-100%	% Achieved at 30% and Above	Total Wrote	Achieved30-100%	% Achieved at 30% and Above	Total Wrote	Achieved30-100%	% Achieved at 30% and Above	Total Wrote	Achieved30-100%	% Achieved at 30% and Above	Total Wrote	Achieved30-100%	% Achieved at 30% and Above	Total Wrote	Achieved30-100%	% Achieved at 30% and Above	Total Wrote	Achieved30-100%	% Achieved at 30% and Above			
TSHWANE WEST	FR SMANGALISO MKHATSHWA SEC SCHOOL	2019	8914249	4	15	12	80				20	17	85	22	18	81.8	134	134	100	101	60	59.4	53	47	88.7	43	37	86	53	33	62.3	60	20	33.3	43	25	58.1
	FR SMANGALISO MKHATSHWA SEC SCHOOL	2018	8914249	4	9	7	77.8				13	9	69.2	13	13	100	75	75	100	61	44	72.1	27	26	96.3	33	32	97	22	15	68.2	51	12	23.5	33	18	54.5
	FUSION SEC SCHOOL	2019	8400208	5	14	10	71.4				69	46	66.7	19	15	78.9	51	51	100	95	80	84.2				47	34	72.3	65	53	81.5	52	35	67.3	47	36	76.6
	FUSION SEC SCHOOL	2018	8400208	5	17	9	52.9				131	68	51.9	34	21	61.8	110	110	100	144	105	72.9				43	35	81.4	147	105	71.4	36	22	61.1	36	26	72.2
	HAYWOOD COLLEGE	2019	8400345	99							12	3	25	13	3	23.1	9	9	100	13	7	53.8	15	9	60	6	5	83.3	17	12	70.6	6	1	16.7	5	1	20
	HAYWOOD COLLEGE	2018	8400345	99							15	5	33.3	15	5	33.3	10	10	100	14	11	78.6	20	15	75	12	6	50	24	19	79.2	6	2	33.3	5	1	20
	HILLVIEW HIGH SCHOOL	2019	8230300	5	18	15	83.3				111	91	82	69	53	76.8				44	40	90.9	55	55	100	71	67	94.4	87	86	98.9	77	58	75.3	39	29	74.4
	HILLVIEW HIGH SCHOOL	2018	8230300	5	16	15	93.8				105	92	87.6	46	43	93.5				48	43	89.6	47	47	100	79	77	97.5	91	90	98.9	62	51	82.3	46	39	84.8
	HL SETLALENTOA SEC SCHOOL	2019	8910479	4	6	6	100	40	33	82.5	19	17	89.5	12	10	83.3	85	85	100	62	60	96.8				52	41	78.8	52	46	88.5	19	10	52.6	12	12	100
	HL SETLALENTOA SEC SCHOOL	2018	8910479	4	17	10	58.8	35	32	91.4	51	41	80.4	20	19	95	118	118	100	85	78	91.8				57	57	100	82	76	92.7	23	16	69.6	18	18	100
	HLOMPHANANG SECONDARY SCHOOL	2019	8240747	4	43	19	44.2				115	59	51.3	44	27	61.4	202	202	100	111	73	65.8	68	68	100	72	56	77.8	104	76	73.1	72	25	34.7	66	46	69.7
	HLOMPHANANG SECONDARY SCHOOL	2018	8240747	4	28	10	35.7				52	32	61.5	121	80	66.1	218	218	100	112	89	79.5	72	71	98.6	89	61	68.5	166	123	74.1	47	20	42.6	88	50	56.8
HOËR TEGNIESE SKOOL PRETORIA-TUINE	2019	8230318	5													58	58	100																			





Province Districts	Centre Name	Year	Centre Number	Quintile	Subject Description																																
					Accounting			Agricultural Sciences			Business Studies			Economics			English First Additional Language			Geography			History			Life Sciences			Mathematical Literacy			Mathematics			Physical Sciences		
					Total Wrote	Achieved30-100%	% Achieved at 30% and Above	Total Wrote	Achieved30-100%	% Achieved at 30% and Above	Total Wrote	Achieved30-100%	% Achieved at 30% and Above	Total Wrote	Achieved30-100%	% Achieved at 30% and Above	Total Wrote	Achieved30-100%	% Achieved at 30% and Above	Total Wrote	Achieved30-100%	% Achieved at 30% and Above	Total Wrote	Achieved30-100%	% Achieved at 30% and Above	Total Wrote	Achieved30-100%	% Achieved at 30% and Above	Total Wrote	Achieved30-100%	% Achieved at 30% and Above	Total Wrote	Achieved30-100%	% Achieved at 30% and Above	Total Wrote	Achieved30-100%	% Achieved at 30% and Above
TSHWANE WEST	HOËRSKOOL PRETORIA-WES	2019	8230367	5	19	17	89.5				120	83	69.2							33	31	93.9	42	42	100	74	55	74.3	105	99	94.3	45	37	82.2	35	30	85.7
	HOËRSKOOL PRETORIA-WES	2018	8230367	5	24	24	100				94	59	62.8							59	58	98.3	51	51	100	82	70	85.4	97	97	100	57	47	82.5	40	37	92.5
	HOËRSKOOL TUINE	2019	8230375	5	25	22	88				62	49	79			204	204	100	40	36	90	60	58	96.7	77	52	67.5	156	145	92.9	49	19	38.8	19	16	84.2	
	HOËRSKOOL TUINE	2018	8230375	5	18	18	100				56	26	46.4			214	214	100	39	38	97.4	70	67	95.7	84	68	81	167	153	91.6	46	26	56.5	28	25	89.3	
	HOLY TRINITY SEC SCHOOL	2019	8910512	1	30	26	86.7				31	31	100	31	31	100	129	129	100	85	78	91.8	48	45	93.8	51	44	86.3	55	44	80	55	40	72.7	47	41	87.2
	HOLY TRINITY SEC SCHOOL	2018	8910512	1	18	13	72.2				22	22	100	19	19	100	159	157	98.7	120	93	77.5	60	58	96.7	77	75	97.4	84	71	84.5	57	42	73.7	76	52	68.4
	IR LESOLANG SEC SCHOOL	2019	8910553	1	33	20	60.6				73	39	53.4	22	20	90.9	234	234	100	96	77	80.2	67	66	98.5	66	46	69.7	115	91	79.1	80	31	38.8	64	51	79.7
	IR LESOLANG SEC SCHOOL	2018	8910553	1	21	18	85.7				42	36	85.7	22	21	95.5	272	272	100	172	74	43	117	110	94	95	58	61.1	134	86	64.2	87	46	52.9	76	62	81.6
	KGADIME MATSEPE SECONDARY	2019	8240762	2	18	17	94.4				50	39	78	42	31	73.8	171	171	100	61	56	91.8	53	52	98.1	77	61	79.2	78	72	92.3	39	28	71.8	34	31	91.2
	KGADIME MATSEPE SECONDARY	2018	8240762	2	24	16	66.7				56	37	66.1	26	24	92.3	200	200	100	98	79	80.6	71	67	94.4	110	103	93.6	143	127	88.8	30	22	73.3	59	46	78
	KGATOENTLE SEC SCH (L G HOLELE SEC)	2019	8910794	1	26	9	34.6				48	30	62.5	25	19	76	99	99	100	44	41	93.2				37	16	43.2	63	60	95.2	20	10	50	21	8	38.1
	KGATOENTLE SEC SCH (L G HOLELE SEC)	2018	8910794	1	25	10	40				62	40	64.5	25	23	92	116	116	100	80	72	90				42	29	69	82	76	92.7	21	15	71.4	19	12	63.2
	LEAP SCIENCE AND MATHS SCH D15	2019	8400666	99	14	14	100				5	4	80				27	27	100				13	13	100	27	26	96.3				27	22	81.5	22	22	100

Province Districts	Centre Name	Year	Centre Number	Quintile	Subject Description																																	
					Accounting			Agricultural Sciences			Business Studies			Economics			English First Additional Language			Geography			History			Life Sciences			Mathematical Literacy			Mathematics			Physical Sciences			
					Total Wrote	Achieved30-100%	% Achieved at 30% and Above	Total Wrote	Achieved30-100%	% Achieved at 30% and Above	Total Wrote	Achieved30-100%	% Achieved at 30% and Above	Total Wrote	Achieved30-100%	% Achieved at 30% and Above	Total Wrote	Achieved30-100%	% Achieved at 30% and Above	Total Wrote	Achieved30-100%	% Achieved at 30% and Above	Total Wrote	Achieved30-100%	% Achieved at 30% and Above	Total Wrote	Achieved30-100%	% Achieved at 30% and Above	Total Wrote	Achieved30-100%	% Achieved at 30% and Above	Total Wrote	Achieved30-100%	% Achieved at 30% and Above				
TSHWANE WEST	LEAP SCIENCE AND MATHS SCH D15	2018	8400666	99	10	10	100				9	9	100				23	23	100				13	13	100	23	22	95.7				23	17	73.9	14	14	100	
	LETLOTLO SECONDARY SCHOOL	2019	8910895	3	17	10	58.8				49	17	34.7	17	13	76.5	102	101	99	53	41	77.4	61	52	85.2	27	24	88.9	72	52	72.2	27	12	44.4	27	21	77.8	
	LETLOTLO SECONDARY SCHOOL	2018	8910895	3	14	14	100				14	12	85.7	14	14	100	84	84	100	70	57	81.4	51	50	98	19	18	94.7	62	48	77.4	23	16	69.6	19	19	100	
	LOTUS GARDENS SECONDARY SCHOOL	2019	8232348	5	13	13	100				55	36	65.5	102	54	52.9							136	128	94.1	48	34	70.8	132	115	87.1	28	21	75	28	18	64.3	
	LOTUS GARDENS SECONDARY SCHOOL	2018	8232348	5	38	26	68.4				84	61	72.6	69	54	78.3							84	82	97.6	29	28	96.6	99	91	91.9	28	24	85.7	26	21	80.8	
	MABOPANE SEC SCHOOL	2019	8910961	3	3	3	100	11	6	54.5	11	3	27.3	3	3	100	77	77	100	61	35	57.4	34	34	100	31	24	77.4	34	16	47.1	34	10	29.4	20	12	60	
	MABOPANE SEC SCHOOL	2018	8910961	3	7	6	85.7	14	9	64.3	24	11	45.8	8	7	87.5	102	102	100	72	48	66.7	42	42	100	34	31	91.2	59	38	64.4	29	16	55.2	15	12	80	
	MAPENANE SECONDARY SCHOOL	2019	8911084	1	3	2	66.7				34	20	58.8	3	2	66.7	111	111	100	95	65	68.4	50	47	94	32	17	53.1	81	50	61.7	15	13	86.7	15	14	93.3	
	MAPENANE SECONDARY SCHOOL	2018	8911084	1	3	3	100				17	13	76.5	3	3	100	78	77	98.7	63	52	82.5	30	29	96.7	33	25	75.8	38	26	68.4	25	18	72	22	20	90.9	
	MH BALOYI SEC SCHOOL	2019	8910953	1													94	94	100																			
	MH BALOYI SEC SCHOOL	2018	8910953	1													126	125	99.2													54	5	9.3				
	MODIRI SEC SCHOOL	2019	8911263	4	19	17	89.5				41	34	82.9	41	31	75.6	212	212	100	157	141	89.8	112	106	94.6	53	53	100	145	134	92.4	53	21	39.6	51	38	74.5	
MODIRI SEC SCHOOL	2018	8911263	4	43	17	39.5				37	32	86.5	37	34	91.9	190	190	100	138	106	76.8	96	94	97.9	46	46	100	125	111	88.8	49	33	67.3	44	36	81.8		

Province Districts	Subject Description																																				
	Centre Name	Year	Centre Number	Quintile	Accounting			Agricultural Sciences			Business Studies			Economics			English First Additional Language			Geography			History			Life Sciences			Mathematical Literacy			Mathematics			Physical Sciences		
					Total Wrote	Achieved30-100%	% Achieved at 30% and Above	Total Wrote	Achieved30-100%	% Achieved at 30% and Above	Total Wrote	Achieved30-100%	% Achieved at 30% and Above	Total Wrote	Achieved30-100%	% Achieved at 30% and Above	Total Wrote	Achieved30-100%	% Achieved at 30% and Above	Total Wrote	Achieved30-100%	% Achieved at 30% and Above	Total Wrote	Achieved30-100%	% Achieved at 30% and Above	Total Wrote	Achieved30-100%	% Achieved at 30% and Above	Total Wrote	Achieved30-100%	% Achieved at 30% and Above	Total Wrote	Achieved30-100%	% Achieved at 30% and Above			
TSHWANE WEST	NGAKA MASEKO SEC SCHOOL	2019	8911498	4											120	119	99.2	94	71	75.5	27	26	96.3	92	40	43.5	86	56	65.1	28	15	53.6	28	25	89.3		
	NGAKA MASEKO SEC SCHOOL	2018	8911498	4											87	86	98.9	59	50	84.7	14	13	92.9	52	44	84.6	45	30	66.7	28	20	71.4	28	25	89.3		
	NICK MPSHE SEC SCHOOL	2019	8911481	1	13	11	84.6				13	12	92.3	12	9	75	62	62	100							11	11	100	22	18	81.8	16	13	81.3	16	16	100
	NICK MPSHE SEC SCHOOL	2018	8911481	1	14	7	50				33	26	78.8	14	10	71.4	74	74	100							23	19	82.6	33	27	81.8	20	17	85	24	17	70.8
	NM TSUENE SECONDARY SCHOOL	2019	8911556	4	3	2	66.7				16	16	100	14	13	92.9	55	55	100	15	15	100	24	24	100	31	19	61.3	36	29	80.6	7	6	85.7	7	7	100
	NM TSUENE SECONDARY SCHOOL	2018	8911556	4	7	7	100				23	17	73.9	17	9	52.9	76	76	100	18	17	94.4	26	26	100	45	37	82.2	51	36	70.6	11	8	72.7	16	9	56.3
	NORTWOOD INDEPENDENT HIGH SCHOOL	2019	8400271	99	2	1	50				41	30	73.2	18	13	72.2	30	30	100	19	19	100	30	23	76.7	21	20	95.2	54	38	70.4	13	6	46.2	7	7	100
	NORTWOOD INDEPENDENT HIGH SCHOOL	2018	8400271	99	3	3	100				60	41	68.3	41	34	82.9	41	41	100	35	28	80	37	24	64.9	37	27	73	88	63	71.6	23	6	26.1	13	10	76.9
	PELTONA SECONDARY SCHOOL	2019	8911609	3	32	25	78.1				139	97	69.8	27	23	85.2	181	181	100	22	22	100	83	78	94	28	28	100	113	80	70.8	54	25	46.3	28	28	100
	PELTONA SECONDARY SCHOOL	2018	8911609	3	31	27	87.1				67	35	52.2	41	35	85.4	214	214	100	109	84	77.1	91	88	96.7	89	70	78.7	158	119	75.3	46	39	84.8	43	39	90.7
	PRINSHOFSKOOL	2019	8232454	4							19	14	73.7	13	10	76.9	7	7	100							10	9	90	18	18	100	7	6	85.7	6	6	100
	PRINSHOFSKOOL	2018	8232454	4							15	12	80	9	9	100	5	5	100							6	6	100	12	12	100	4	4	100	2	2	100

Province Districts	Centre Name	Year	Centre Number	Quintile	Subject Description																																
					Accounting			Agricultural Sciences			Business Studies			Economics			English First Additional Language			Geography			History			Life Sciences			Mathematical Literacy			Mathematics			Physical Sciences		
					Total Wrote	Achieved30-100%	% Achieved at 30% and Above	Total Wrote	Achieved30-100%	% Achieved at 30% and Above	Total Wrote	Achieved30-100%	% Achieved at 30% and Above	Total Wrote	Achieved30-100%	% Achieved at 30% and Above	Total Wrote	Achieved30-100%	% Achieved at 30% and Above	Total Wrote	Achieved30-100%	% Achieved at 30% and Above	Total Wrote	Achieved30-100%	% Achieved at 30% and Above	Total Wrote	Achieved30-100%	% Achieved at 30% and Above	Total Wrote	Achieved30-100%	% Achieved at 30% and Above	Total Wrote	Achieved30-100%	% Achieved at 30% and Above			
TSHWANE WEST	RANTAILANE SEC SCHOOL	2019	8911749	4	15	9	60				74	65	87.8	35	32	91.4	157	157	100	101	83	82.2	38	38	100	30	28	93.3	100	84	84	40	17	42.5	29	28	96.6
	RANTAILANE SEC SCHOOL	2018	8911749	4	25	12	48				49	45	91.8	26	24	92.3	92	92	100	41	33	80.5	13	12	92.3	28	28	100	43	40	93	35	23	65.7	28	26	92.9
	REITUMETSE SECONDARY SCHOOL	2019	8241174	4	52	50	96.2				41	30	73.2	155	107	69	284	284	100	206	191	92.7				194	154	79.4	131	119	90.8	136	88	64.7	107	85	79.4
	REITUMETSE SECONDARY SCHOOL	2018	8241174	4	74	63	85.1				74	49	66.2	126	97	77	290	290	100	204	185	90.7				191	177	92.7	119	103	86.6	169	161	95.3	150	138	92
	RUABOHLALE JUNIOR SECONDARY SCHOOL	2019	8241232	2	23	14	60.9				50	36	72	51	30	58.8	208	205	98.6	142	100	70.4	118	118	100	30	25	83.3	136	104	76.5	53	12	22.6	31	23	74.2
	RUABOHLALE JUNIOR SECONDARY SCHOOL	2018	8241232	2	18	14	77.8				45	32	71.1	45	32	71.1	193	193	100	145	98	67.6	109	107	98.2	36	34	94.4	143	94	65.7	43	19	44.2	36	29	80.6
	SEANGENG SECONDARY SCHOOL	2019	8913618	1	10	10	100				22	14	63.6	22	13	59.1	180	180	100	148	132	89.2	101	100	99	100	76	76	118	105	89	53	50	94.3	48	44	91.7
	SEANGENG SECONDARY SCHOOL	2018	8913618	1	18	16	88.9				11	9	81.8	9	8	88.9	133	133	100	110	95	86.4	94	94	100	118	70	59.3	100	76	76	30	28	93.3	24	22	91.7
	SETUMO-KHIBA SEC SCHOOL	2019	8911984	4							68	43	63.2				85	85	100	78	67	85.9	56	56	100	11	11	100	62	53	85.5	11	9	81.8	9	9	100
	SETUMO-KHIBA SEC SCHOOL	2018	8911984	4							38	36	94.7				62	62	100	56	51	91.1	30	30	100	23	22	95.7	34	32	94.1	22	18	81.8	19	19	100
SOSHANGUVE EAST SECONDARY SCHOOL	2019	8400381	5	36	30	83.3				101	47	46.5	36	35	97.2	189	189	100	131	88	67.2				65	56	86.2	87	64	73.6	78	38	48.7	33	28	84.8	
SOSHANGUVE EAST SECONDARY SCHOOL	2018	8400381	5	24	23	95.8				52	36	69.2	24	24	100	125	125	100	89	74	83.1				61	57	93.4	28	16	57.1	85	58	68.2	32	32	100	

Province Districts	Centre Name	Year	Centre Number	Quintile	Subject Description																																	
					Accounting			Agricultural Sciences			Business Studies			Economics			English First Additional Language			Geography			History			Life Sciences			Mathematical Literacy			Mathematics			Physical Sciences			
					Total Wrote	Achieved30-100%	% Achieved at 30% and Above	Total Wrote	Achieved30-100%	% Achieved at 30% and Above	Total Wrote	Achieved30-100%	% Achieved at 30% and Above	Total Wrote	Achieved30-100%	% Achieved at 30% and Above	Total Wrote	Achieved30-100%	% Achieved at 30% and Above	Total Wrote	Achieved30-100%	% Achieved at 30% and Above	Total Wrote	Achieved30-100%	% Achieved at 30% and Above	Total Wrote	Achieved30-100%	% Achieved at 30% and Above	Total Wrote	Achieved30-100%	% Achieved at 30% and Above	Total Wrote	Achieved30-100%	% Achieved at 30% and Above				
TSHWANE WEST	SOSHANGUVE SOUTH SEC	2019	8400239	3	19	10	52.6				20	15	75	19	15	78.9	218	218	100	182	117	64.3	91	85	93.4	41	36	87.8	163	124	76.1	36	17	47.2	37	32	86.5	
	SOSHANGUVE SOUTH SEC	2018	8400239	3	21	16	76.2				29	15	51.7	20	15	75	187	187	100	164	111	67.7	44	44	100	96	81	84.4	159	119	74.8	24	20	83.3	59	44	74.6	
	SOSHANGUVE TECHNICAL CENTRE	2019	8241315	4													97	96	99														43	32	74.4	32	31	96.9
	SOSHANGUVE TECHNICAL CENTRE	2018	8241315	4													94	93	98.9														36	23	63.9	32	32	100
	TEBOGWANA SEC SCHOOL	2019	8912064	2	15	14	93.3				16	12	75	25	15	60	136	136	100	57	54	94.7	50	48	96	42	40	95.2	71	56	78.9	63	38	60.3	41	38	92.7	
	TEBOGWANA SEC SCHOOL	2018	8912064	2	7	6	85.7				17	14	82.4	12	9	75	123	123	100	54	53	98.1	35	34	97.1	41	40	97.6	48	40	83.3	54	50	92.6	41	41	100	
	THORNVIEW PRESTIGE COLLEGE (IND CEN)	2019	8400811	99	14	14	100				61	36	59	25	17	68				56	56	100				72	61	84.7	83	80	96.4	42	34	81	40	31	77.5	
	THORNVIEW PRESTIGE COLLEGE (IND CEN)	2018	8400811	99	9	9	100				60	35	58.3	13	11	84.6				24	23	95.8				52	41	78.8	55	54	98.2	34	17	50	26	17	65.4	
	TIYELELANI SECONDARY SCHOOL	2019	8241406	4	21	14	66.7				47	29	61.7	22	11	50	181	179	98.9	141	96	68.1				107	45	42.1	111	82	73.9	42	11	26.2	30	21	70	
	TIYELELANI SECONDARY SCHOOL	2018	8241406	4	18	18	100				48	37	77.1	40	35	87.5	165	165	100	92	78	84.8				96	66	68.8	97	83	85.6	35	26	74.3	31	27	87.1	
	TSWAING SEC SCHOOL	2019	8912270	1	18	18	100				56	43	76.8	55	39	70.9	157	157	100	107	102	95.3	61	61	100	88	72	81.8	106	104	98.1	39	20	51.3	35	34	97.1	
	TSWAING SEC SCHOOL	2018	8912270	1	26	26	100				62	42	67.7	60	54	90	140	140	100	102	88	86.3	48	48	100	76	74	97.4	104	92	88.5	31	24	77.4	27	26	96.3	
	WALLMANSTHAL SECONDARY	2019	8241547	4	13	10	76.9				16	16	100	16	14	87.5	146	145	99.3	96	85	88.5				79	66	83.5	80	72	90	31	9	29	30	28	93.3	

Province Districts	Centre Name	Year	Centre Number	Quintile	Subject Description																																
					Accounting			Agricultural Sciences			Business Studies			Economics			English First Additional Language			Geography			History			Life Sciences			Mathematical Literacy			Mathematics			Physical Sciences		
					Total Wrote	Achieved30-100%	% Achieved at 30% and Above	Total Wrote	Achieved30-100%	% Achieved at 30% and Above	Total Wrote	Achieved30-100%	% Achieved at 30% and Above	Total Wrote	Achieved30-100%	% Achieved at 30% and Above	Total Wrote	Achieved30-100%	% Achieved at 30% and Above	Total Wrote	Achieved30-100%	% Achieved at 30% and Above	Total Wrote	Achieved30-100%	% Achieved at 30% and Above	Total Wrote	Achieved30-100%	% Achieved at 30% and Above	Total Wrote	Achieved30-100%	% Achieved at 30% and Above	Total Wrote	Achieved30-100%	% Achieved at 30% and Above	Total Wrote	Achieved30-100%	% Achieved at 30% and Above
TSHWANE WEST	WALLMANSTHAL SECONDARY	2018	8241547	4	26	23	88.5				28	23	82.1	27	26	96.3	156	156	100	91	71	78				77	71	92.2	68	59	86.8	49	21	42.9	35	33	94.3
	WINTERVELDT HIGH SCHOOL	2019	8912338	1	16	12	75				19	15	78.9	14	10	71.4	107	107	100	67	55	82.1	41	40	97.6	51	34	66.7	74	63	85.1	13	10	76.9	12	9	75
	WINTERVELDT HIGH SCHOOL	2018	8912338	1	7	7	100				22	16	72.7	8	6	75	96	96	100	65	49	75.4	28	26	92.9	38	18	47.4	81	68	84	9	6	66.7	12	6	50





# *Kwa Zulu - Natal*

Province Districts	Centre Name	Year	Centre Number	Quintile	Subject Description																																
					Accounting			Agricultural Sciences			Business Studies			Economics			English First Additional Language			Geography			History			Life Sciences			Mathematical Literacy			Mathematics			Physical Sciences		
					Total Wrote	Achieved30-100%	% Achieved at 30% and Above	Total Wrote	Achieved30-100%	% Achieved at 30% and Above	Total Wrote	Achieved30-100%	% Achieved at 30% and Above	Total Wrote	Achieved30-100%	% Achieved at 30% and Above	Total Wrote	Achieved30-100%	% Achieved at 30% and Above	Total Wrote	Achieved30-100%	% Achieved at 30% and Above	Total Wrote	Achieved30-100%	% Achieved at 30% and Above	Total Wrote	Achieved30-100%	% Achieved at 30% and Above	Total Wrote	Achieved30-100%	% Achieved at 30% and Above	Total Wrote	Achieved30-100%	% Achieved at 30% and Above			
AMADADA H	2019	5213201	3												54	49	90.7	34	27	79.4	30	27	90	41	25	61	27	19	70.4	15	10	66.7	15	12	80		
AMADADA H	2018	5213201	3	7	4	57.1				11	5	45.5	10	6	60	59	56	94.9	14	13	92.9	9	9	100	24	17	70.8	13	8	61.5	20	14	70	17	16	94.1	
AMAJUBA H	2019	5213202	5	8	8	100				28	20	71.4				14	14	100	26	25	96.2				26	23	88.5	39	39	100	17	13	76.5	14	14	100	
AMAJUBA H	2018	5213202	5	7	7	100				26	18	69.2				17	17	100	23	23	100				21	20	95.2	31	31	100	20	18	90	15	15	100	
AMAZULU H	2019	5213203	4	21	18	85.7	27	21	77.8	26	21	80.8	12	5	41.7	111	111	100	39	25	64.1	31	25	80.6	66	51	77.3	25	22	88	59	38	64.4	36	26	72.2	
AMAZULU H	2018	5213203	4	19	17	89.5	19	19	100	30	25	83.3	10	9	90	73	73	100	31	18	58.1	11	11	100	41	41	100	12	12	100	55	42	76.4	31	23	74.2	
BETHAMOYA H	2019	5213205	4	6	6	100	21	20	95.2	64	60	93.8	8	7	87.5	121	121	100	56	52	92.9	34	32	94.1	44	39	88.6	74	65	87.8	30	25	83.3	32	26	81.3	
BETHAMOYA H	2018	5213205	4	33	17	51.5	12	11	91.7	58	55	94.8	33	33	100	96	96	100	43	42	97.7	22	21	95.5	31	30	96.8	65	55	84.6	25	24	96	21	19	90.5	
BUHLEBOMZINYATHI S	2019	5213206	3	13	8	61.5	23	21	91.3	84	46	54.8	10	5	50	181	172	95	65	57	87.7	74	56	75.7	65	50	76.9	62	47	75.8	38	26	68.4	14	14	100	
BUHLEBOMZINYATHI S	2018	5213206	3	14	12	85.7	6	5	83.3	80	34	42.5	9	8	88.9	181	167	92.3	61	43	70.5	75	49	65.3	79	56	70.9	66	45	68.2	39	31	79.5	37	34	91.9	
CACAMEZELA S	2019	5213101	3	15	13	86.7	37	34	91.9	43	39	90.7	68	51	75	212	209	98.6	95	82	86.3	70	67	95.7	37	35	94.6	93	78	83.9	52	48	92.3	52	46	88.5	
CACAMEZELA S	2018	5213101	3	8	7	87.5	50	47	94	11	7	63.6	52	50	96.2	164	164	100	79	66	83.5	34	34	100	67	51	76.1	84	74	88.1	45	43	95.6	44	36	81.8	
CHARLESTOWN H	2019	5213207	2							31	26	83.9				81	80	98.8	74	67	90.5	61	58	95.1	44	31	70.5	57	51	89.5	17	13	76.5	16	15	93.8	
CHARLESTOWN H	2018	5213207	2							14	11	78.6				61	61	100	56	43	76.8	46	45	97.8	38	21	55.3	45	40	88.9	10	9	90	10	10	100	
DANNHAUSER S	2019	5213103	4							31	31	100							57	57	100	13	13	100	44	41	93.2	31	31	100	26	20	76.9	26	26	100	
DANNHAUSER S	2018	5213103	4							34	29	85.3							63	61	96.8	24	23	95.8	39	38	97.4	36	36	100	27	22	81.5	27	27	100	
DEDANGIFUNDE H	2019	5213208	3	24	24	100				142	101	71.1	94	52	55.3	262	262	100	89	86	96.6	88	85	96.6	87	78	89.7	152	142	93.4	93	66	71	71	64	90.1	
DEDANGIFUNDE H	2018	5213208	3	23	23	100				132	81	61.4	81	71	87.7	251	251	100	109	105	96.3	73	73	100	122	105	86.1	171	140	81.9	79	69	87.3	63	60	95.2	
DNC COMBINED	2019	5213104	3	11	11	100				26	25	96.2	29	24	82.8	58	58	100							19	15	78.9	24	24	100	15	11	73.3	14	14	100	
DNC COMBINED	2018	5213104	3	4	4	100				19	14	73.7	21	20	95.2	46	46	100							8	6	75	25	22	88	5	3	60	4	3	75	
DUCK PONDS H	2019	5213209	4	14	10	71.4				17	10	58.8	14	9	64.3	123	123	100	102	84	82.4	65	63	96.9	96	60	62.5	67	55	82.1	44	22	50	38	27	71.1	

Province Districts	Centre Name	Year	Centre Number	Quintile	Subject Description																																	
					Accounting			Agricultural Sciences			Business Studies			Economics			English First Additional Language			Geography			History			Life Sciences			Mathematical Literacy			Mathematics			Physical Sciences			
					Total Wrote	Achieved30-100%	% Achieved at 30% and Above	Total Wrote	Achieved30-100%	% Achieved at 30% and Above	Total Wrote	Achieved30-100%	% Achieved at 30% and Above	Total Wrote	Achieved30-100%	% Achieved at 30% and Above	Total Wrote	Achieved30-100%	% Achieved at 30% and Above	Total Wrote	Achieved30-100%	% Achieved at 30% and Above	Total Wrote	Achieved30-100%	% Achieved at 30% and Above	Total Wrote	Achieved30-100%	% Achieved at 30% and Above	Total Wrote	Achieved30-100%	% Achieved at 30% and Above	Total Wrote	Achieved30-100%	% Achieved at 30% and Above	Total Wrote	Achieved30-100%	% Achieved at 30% and Above	
AMAJUBA	DUCK PONDS H	2018	5213209	4	30	16	53.3				30	18	60	31	29	93.5	158	156	98.7	108	75	69.4	76	56	73.7	108	63	58.3	94	61	64.9	44	21	47.7	43	31	72.1	
	EKUSENI SEC SCHOOL	2019	5213135	3	7	6	85.7	4	4	100	7	6	85.7	7	5	71.4	10	10	100								4	4	100	3	3	100	7	3	42.9	4	4	100
	EKUSENI SEC SCHOOL	2018	5213135	3	6	5	83.3	2	2	100	6	5	83.3	6	6	100	8	8	100								2	2	100				8	1	12.5	2	2	100
	EMALAHLENI COMBINED	2019	5213210	2	6	6	100				28	26	92.9				47	47	100	29	28	96.6				35	27	77.1	27	26	96.3	16	9	56.3	10	10	100	
	EMALAHLENI COMBINED	2018	5213210	2	8	8	100				25	16	64				55	54	98.2	23	15	65.2				24	20	83.3	19	12	63.2	11	9	81.8	12	11	91.7	
	EMFUNDWENI H	2019	5213105	3	12	10	83.3				17	15	88.2	11	5	45.5	103	103	100	75	70	93.3	33	32	97	71	59	83.1	27	24	88.9	54	28	51.9	42	31	73.8	
	EMFUNDWENI H	2018	5213105	3	20	17	85				22	18	81.8	23	17	73.9	99	99	100	60	60	100	35	34	97.1	57	52	91.2	20	16	80	50	32	64	30	25	83.3	
	ENZIMANE COMBINED	2019	5213106	2	4	2	50				13	8	61.5				23	21	91.3							10	5	50	14	12	85.7	4	3	75				
	ENZIMANE COMBINED	2018	5213106	2	5	1	20				10	9	90				20	20	100							7	5	71.4	13	11	84.6	2	2	100				
	FERRUM H	2019	5213211	5	99	95	96				64	59	92.2				71	71	100	23	23	100	56	54	96.4	60	54	90	44	44	100	129	108	83.7	89	80	89.9	
	FERRUM H	2018	5213211	5	89	86	96.6				88	71	80.7				70	70	100	40	40	100	54	54	100	60	58	96.7	56	56	100	128	126	98.4	94	86	91.5	
	GROENVLEICOMBINED	2019	5213141	2				6	4	66.7	6	2	33.3				6	5	83.3										6	4	66.7							
	GROENVLEICOMBINED	2018	5213141	2	15	0	0	18	0	0							26	6	23.1													10	0	0	8	0	0	
	HLALANATHI H	2019	5213212	4	44	29	65.9				86	62	72.1	42	30	71.4	247	245	99.2	191	143	74.9	46	44	95.7	121	96	79.3	90	72	80	132	42	31.8	90	68	75.6	
	HLALANATHI H	2018	5213212	4	37	23	62.2				69	30	43.5	38	33	86.8	209	206	98.6	137	94	68.6	43	35	81.4	115	86	74.8	70	47	67.1	100	39	39	72	56	77.8	
	HOPE H	2019	5213213	5	16	15	93.8				43	37	86				70	70	100							52	50	96.2	33	32	97	36	31	86.1	33	29	87.9	
	HOPE H	2018	5213213	5	15	14	93.3				43	37	86				67	67	100							55	54	98.2	25	24	96	42	29	69	34	32	94.1	
	IKHWEZI H	2019	5213214	4	4	2	50				15	7	46.7	4	2	50	57	57	100	45	43	95.6	27	25	92.6	36	26	72.2	34	29	85.3	15	11	73.3	15	15	100	
	IKHWEZI H	2018	5213214	4	22	20	90.9				41	16	39	18	15	83.3	126	125	99.2	69	54	78.3	38	36	94.7	62	44	71	72	53	73.6	26	20	76.9	24	17	70.8	

Province Districts	Centre Name	Year	Centre Number	Quintile	Subject Description																																
					Accounting			Agricultural Sciences			Business Studies			Economics			English First Additional Language			Geography			History			Life Sciences			Mathematical Literacy			Mathematics			Physical Sciences		
					Total Wrote	Achieved30-100%	% Achieved at 30% and Above	Total Wrote	Achieved30-100%	% Achieved at 30% and Above	Total Wrote	Achieved30-100%	% Achieved at 30% and Above	Total Wrote	Achieved30-100%	% Achieved at 30% and Above	Total Wrote	Achieved30-100%	% Achieved at 30% and Above	Total Wrote	Achieved30-100%	% Achieved at 30% and Above	Total Wrote	Achieved30-100%	% Achieved at 30% and Above	Total Wrote	Achieved30-100%	% Achieved at 30% and Above	Total Wrote	Achieved30-100%	% Achieved at 30% and Above	Total Wrote	Achieved30-100%	% Achieved at 30% and Above	Total Wrote	Achieved30-100%	% Achieved at 30% and Above
AMAJUBA	IMPALA H	2019	5213108	3	4	4	100				7	3	42.9	7	3	42.9	77	72	93.5	42	31	73.8	23	18	78.3	41	19	46.3	18	16	88.9	22	7	31.8	30	15	50
	IMPALA H	2018	5213108	3	34	21	61.8				39	22	56.4	36	26	72.2	142	141	99.3	93	66	71	32	31	96.9	94	64	68.1	50	28	56	77	25	32.5	53	35	66
	INDONSA S	2019	5213109	2	14	14	100	17	11	64.7	46	26	56.5	14	12	85.7	156	156	100	50	42	84	38	38	100	31	30	96.8	57	52	91.2	39	23	59	34	20	58.8
	INDONSA S	2018	5213109	2	14	9	64.3	8	5	62.5	53	31	58.5	19	18	94.7	133	133	100	24	18	75	14	14	100	15	15	100	47	42	89.4	30	26	86.7	20	18	90
	INGABADE H	2019	5213110	2	4	2	50				12	9	75	4	3	75	20	19	95							7	5	71.4	4	2	50	7	1	14.3	7	2	28.6
	INGABADE H	2018	5213110	2	10	7	70				29	3	10.3	10	10	100	32	28	87.5							4	4	100	10	8	80	4	1	25	4	2	50
	INZULULWAZI S	2019	5213111	2							10	5	50				17	14	82.4	10	6	60				11	3	27.3	9	6	66.7	2	2	100			
	INZULULWAZI S	2018	5213111	2	3	2	66.7				15	7	46.7				29	22	75.9	12	8	66.7				23	7	30.4				11	1	9.1			
	ISIKHALISEZWE H	2019	5213215	3	23	12	52.2	14	14	100	63	32	50.8	16	7	43.8	177	173	97.7	64	43	67.2	51	49	96.1	82	59	72	108	83	76.9	32	16	50	24	21	87.5
	ISIKHALISEZWE H	2018	5213215	3	32	23	71.9	18	16	88.9	100	30	30	32	27	84.4	196	188	95.9	79	40	50.6	38	37	97.4	71	48	67.6	127	73	57.5	53	25	47.2	35	28	80
	ISIPHSEMVELO H	2019	5213112	2	22	22	100				12	9	75	22	15	68.2	94	91	96.8	30	30	100	33	28	84.8	57	30	52.6	52	49	94.2	26	7	26.9	14	9	64.3
	ISIPHSEMVELO H	2018	5213112	2	15	13	86.7				11	7	63.6	17	14	82.4	106	88	83	32	24	75	37	31	83.8	48	24	50	46	25	54.3	20	11	55	4	3	75
	ISLAMIC COLLEGE NEWCASTLE	2019	5213242	99	6	6	100				5	5	100							5	5	100				10	10	100				10	9	90	5	5	100
	ISLAMIC COLLEGE NEWCASTLE	2018	5213242	99	3	3	100				4	3	75							10	10	100				13	12	92.3				13	12	92.3	9	9	100
	IZAZI S	2019	5213240	3	8	6	75				37	33	89.2	27	15	55.6	83	81	97.6	51	49	96.1				40	35	87.5	45	39	86.7	28	25	89.3	26	25	96.2
	IZAZI S	2018	5213240	3	16	12	75				60	42	70	27	23	85.2	110	105	95.5	55	47	85.5				56	47	83.9	42	35	83.3	34	27	79.4	32	32	100
	KADWA S	2019	5213239	2													50	50	100	40	39	97.5	27	27	100	42	39	92.9	22	22	100	18	16	88.9	18	18	100
	KADWA S	2018	5213239	2													57	57	100	54	51	94.4	31	31	100	53	48	90.6	29	28	96.6	22	21	95.5	22	22	100
	KHETHUKUTHULA S	2019	5213113	2				40	12	30							72	69	95.8	59	24	40.7	77	36	46.8				27	17	63						

Province Districts	Centre Name	Year	Centre Number	Quintile	Subject Description																																
					Accounting			Agricultural Sciences			Business Studies			Economics			English First Additional Language			Geography			History			Life Sciences			Mathematical Literacy			Mathematics			Physical Sciences		
					Total Wrote	Achieved30-100%	% Achieved at 30% and Above	Total Wrote	Achieved30-100%	% Achieved at 30% and Above	Total Wrote	Achieved30-100%	% Achieved at 30% and Above	Total Wrote	Achieved30-100%	% Achieved at 30% and Above	Total Wrote	Achieved30-100%	% Achieved at 30% and Above	Total Wrote	Achieved30-100%	% Achieved at 30% and Above	Total Wrote	Achieved30-100%	% Achieved at 30% and Above	Total Wrote	Achieved30-100%	% Achieved at 30% and Above	Total Wrote	Achieved30-100%	% Achieved at 30% and Above	Total Wrote	Achieved30-100%	% Achieved at 30% and Above			
AMAJUBA	KHETHUKUTHULA S	2018	5213113	2				47	19	40.4							77	65	84.4	24	18	75	57	30	52.6				26	21	80.8						
	KWAMAGIDELA SECONDARY SCHOOL	2019	5213140	1	15	11	73.3				15	3	20	16	4	25	16	9	56.3										13	11	84.6						
	KWAMAGIDELA SECONDARY SCHOOL	2018	5213140	1	9	6	66.7				9	3	33.3	9	4	44.4	9	7	77.8													9	2	22.2			
	LENGOLA S	2019	5213116	2	12	11	91.7				9	3	33.3				36	33	91.7	26	19	73.1	19	19	100	18	10	55.6	18	11	61.1	6	2	33.3			
	LENGOLA S	2018	5213116	2	4	2	50				4	1	25				20	20	100	18	11	61.1	14	13	92.9	14	7	50	10	6	60	3	0	0			
	LINCOLN HEIGHTS S	2019	5213216	5	24	23	95.8				126	93	73.8							129	120	93	32	32	100	109	86	78.9	101	100	99	63	41	65.1	39	33	84.6
	LINCOLN HEIGHTS S	2018	5213216	5	25	25	100				128	73	57							107	104	97.2	16	16	100	125	113	90.4	93	87	93.5	68	57	83.8	43	41	95.3
	MALAMBULE S	2019	5213117	2	38	38	100				39	34	87.2	39	34	87.2	101	101	100	27	26	96.3	26	26	100	53	48	90.6	69	64	92.8	28	21	75	32	28	87.5
	MALAMBULE S	2018	5213117	2	15	15	100				15	12	80	19	19	100	71	71	100	28	27	96.4	15	15	100	37	35	94.6	26	25	96.2	26	21	80.8	25	25	100
	MANA H	2019	5213118	2	13	12	92.3	34	33	97.1	57	37	64.9	13	10	76.9	109	109	100	74	71	95.9				66	54	81.8	88	88	100	18	16	88.9	15	15	100
	MANA H	2018	5213118	2	19	18	94.7	23	18	78.3	88	16	18.2	18	18	100	163	162	99.4	92	51	55.4				71	52	73.2	93	83	89.2	27	24	88.9	19	17	89.5
	MASIHAMBISANE SEC SCHOOL	2019	5213143	3	17	17	100				17	15	88.2	17	11	64.7	71	71	100	37	36	97.3	21	20	95.2	37	37	100	19	19	100	46	16	34.8	29	27	93.1
	MASIHAMBISANE SEC SCHOOL	2018	5213143	3	13	13	100				13	12	92.3	13	13	100	60	60	100	39	38	97.4	14	14	100	39	39	100				60	25	41.7	33	32	97
	MDUMISENI H	2019	5213217	4	15	8	53.3				15	15	100	15	9	60	50	50	100	25	24	96	22	20	90.9	9	9	100	27	27	100	14	9	64.3	11	5	45.5
	MDUMISENI H	2018	5213217	4	14	6	42.9				15	12	80	15	13	86.7	56	56	100	25	20	80	14	14	100	11	11	100	25	19	76	15	12	80	11	10	90.9
	MERIDIAN	2019	5213244	3	8	5	62.5				22	15	68.2							27	25	92.6				27	24	88.9	16	16	100	19	14	73.7	15	12	80
	MERIDIAN	2018	5213244	3	6	5	83.3				13	9	69.2							21	18	85.7				17	15	88.2	11	9	81.8	17	12	70.6	13	8	61.5

Province Districts	Centre Name	Year	Centre Number	Quintile	Subject Description																																
					Accounting			Agricultural Sciences			Business Studies			Economics			English First Additional Language			Geography			History			Life Sciences			Mathematical Literacy			Mathematics			Physical Sciences		
					Total Wrote	Achieved30-100%	% Achieved at 30% and Above	Total Wrote	Achieved30-100%	% Achieved at 30% and Above	Total Wrote	Achieved30-100%	% Achieved at 30% and Above	Total Wrote	Achieved30-100%	% Achieved at 30% and Above	Total Wrote	Achieved30-100%	% Achieved at 30% and Above	Total Wrote	Achieved30-100%	% Achieved at 30% and Above	Total Wrote	Achieved30-100%	% Achieved at 30% and Above	Total Wrote	Achieved30-100%	% Achieved at 30% and Above	Total Wrote	Achieved30-100%	% Achieved at 30% and Above	Total Wrote	Achieved30-100%	% Achieved at 30% and Above			
AMAJUBA	MLONDOLOZI HIGH SCHOOL	2019	5213142	3				15	10	66.7	17	2	11.8				38	38	100				23	8	34.8	9	9	100	3	2	66.7	4	3	75			
	MLONDOLOZI HIGH SCHOOL	2018	5213142	3				23	13	56.5							23	22	95.7				18	14	77.8				17	5	29.4	17	9	52.9			
	MNYAMANDE S	2019	5213119	3	29	16	55.2				66	35	53	30	21	70	187	183	97.9	116	62	53.4	70	65	92.9	107	48	44.9	92	70	76.1	72	32	44.4	66	37	56.1
	MNYAMANDE S	2018	5213119	3	34	9	26.5				120	84	70	34	29	85.3	199	193	97	91	52	57.1	63	53	84.1	93	62	66.7	81	57	70.4	107	37	34.6	89	37	41.6
	MUZOKHANYAYO S	2019	5213120	3	33	32	97				33	30	90.9	33	28	84.8	112	111	99.1	79	75	94.9	39	39	100	40	37	92.5	39	31	79.5	73	38	52.1	40	39	97.5
	MUZOKHANYAYO S	2018	5213120	3	61	57	93.4				62	55	88.7	61	55	90.2	136	136	100	67	66	98.5	32	32	100	67	53	79.1	31	23	74.2	104	52	50	38	38	100
	MZAMO H	2019	5213218	3	5	3	60	13	11	84.6	6	6	100	6	3	50	65	65	100	48	40	83.3	40	39	97.5	13	12	92.3	36	36	100	15	5	33.3	9	5	55.6
	MZAMO H	2018	5213218	3	11	5	45.5	45	32	71.1	16	13	81.3	6	5	83.3	129	128	99.2	55	34	61.8	30	30	100	44	40	90.9	28	25	89.3	52	13	25	23	12	52.2
	MZIWETHU H	2019	5213121	3	9	6	66.7				10	8	80	10	7	70	76	76	100	53	44	83	27	24	88.9	52	36	69.2	26	21	80.8	38	23	60.5	29	21	72.4
	MZIWETHU H	2018	5213121	3	8	4	50				9	2	22.2	6	1	16.7	91	91	100	51	37	72.5	21	20	95.2	50	29	58	23	22	95.7	32	17	53.1	32	16	50
	NCANDU COMBINED	2019	5213219	1							14	13	92.9				27	26	96.3	23	21	91.3				20	17	85	12	12	100	9	2	22.2	9	9	100
	NCANDU COMBINED	2018	5213219	1							14	4	28.6				33	28	84.8	17	12	70.6				19	15	78.9	8	7	87.5	7	4	57.1	7	6	85.7
	NDWAKAZANA COMBINED	2019	5213122	3							18	17	94.4				29	27	93.1				24	24	100	24	11	45.8	17	16	94.1						
	NDWAKAZANA COMBINED	2018	5213122	3							35	10	28.6				51	39	76.5				50	36	72	37	26	70.3	39	23	59						
	NEWCASTLE H	2019	5213220	5	29	27	93.1				143	119	83.2							96	90	93.8				136	104	76.5	109	108	99.1	84	67	79.8	57	56	98.2
	NEWCASTLE H	2018	5213220	5	26	26	100				115	94	81.7							60	59	98.3				121	107	88.4	62	60	96.8	100	88	88	65	62	95.4
	NGCAKA COMBINED	2019	5213243	2				10	10	100							13	13	100				13	13	100	12	12	100	10	10	100						
	NGCAKA COMBINED	2018	5213243	2							13	9	69.2				13	13	100				13	13	100	11	11	100	11	10	90.9						

Province Districts	Centre Name	Year	Centre Number	Quintile	Subject Description																																	
					Accounting			Agricultural Sciences			Business Studies			Economics			English First Additional Language			Geography			History			Life Sciences			Mathematical Literacy			Mathematics			Physical Sciences			
					Total Wrote	Achieved30-100%	% Achieved at 30% and Above	Total Wrote	Achieved30-100%	% Achieved at 30% and Above	Total Wrote	Achieved30-100%	% Achieved at 30% and Above	Total Wrote	Achieved30-100%	% Achieved at 30% and Above	Total Wrote	Achieved30-100%	% Achieved at 30% and Above	Total Wrote	Achieved30-100%	% Achieved at 30% and Above	Total Wrote	Achieved30-100%	% Achieved at 30% and Above	Total Wrote	Achieved30-100%	% Achieved at 30% and Above	Total Wrote	Achieved30-100%	% Achieved at 30% and Above	Total Wrote	Achieved30-100%	% Achieved at 30% and Above	Total Wrote	Achieved30-100%	% Achieved at 30% and Above	
AMAJUBA	NHLOSOKUHLE S	2019	5213221	3	13	10	76.9	16	13	81.3	20	12	60	15	4	26.7	103	103	100	65	54	83.1	27	25	92.6	65	43	66.2	50	48	96	19	18	94.7	20	20	100	
	NHLOSOKUHLE S	2018	5213221	3	21	16	76.2	18	15	83.3	21	16	76.2	14	11	78.6	106	104	98.1	63	41	65.1	30	24	80	64	41	64.1	59	50	84.7	18	15	83.3	20	18	90	
	OSIZWENI H	2019	5213124	4	10	10	100	8	6	75	14	12	85.7	13	13	100	105	105	100	64	47	73.4	54	52	96.3	20	15	75	52	35	67.3	21	12	57.1	18	7	38.9	
	OSIZWENI H	2018	5213124	4	8	7	87.5	20	9	45	19	11	57.9	10	10	100	116	115	99.1	59	33	55.9	37	33	89.2	37	27	73	27	20	74.1	37	15	40.5	32	12	37.5	
	PANORAMA COMBINED	2019	5213222	5	28	16	57.1				66	27	40.9	28	16	57.1	91	91	100	94	87	92.6				62	42	67.7	81	73	90.1	41	26	63.4	26	23	88.5	
	PANORAMA COMBINED	2018	5213222	5	17	14	82.4				44	18	40.9	17	16	94.1	84	84	100	78	73	93.6				54	39	72.2	54	49	90.7	40	31	77.5	30	28	93.3	
	PHATHAKAHLE H	2019	5213125	2	14	14	100				21	13	61.9	18	16	88.9	55	55	100	29	26	89.7	15	11	73.3	25	13	52	11	11	100	29	15	51.7	14	13	92.9	
	PHATHAKAHLE H	2018	5213125	2	16	15	93.8				16	12	75	15	14	93.3	63	63	100	35	28	80	17	17	100	36	29	80.6	9	9	100	39	23	59	26	23	88.5	
	PHENDUKANI H	2019	5213223	4	65	54	83.1	60	45	75	123	106	86.2	77	60	77.9	305	305	100	170	147	86.5	87	74	85.1	156	131	84	92	77	83.7	202	75	37.1	122	70	57.4	
	PHENDUKANI H	2018	5213223	4	73	57	78.1	61	46	75.4	183	138	75.4	71	64	90.1	336	334	99.4	177	154	87	77	72	93.5	181	148	81.8	81	61	75.3	235	106	45.1	150	94	62.7	
	PHUZUKUBONA PUBLIC S	2019	5213224	3							4	2	50	4	4	100	4	4	100							4	3	75	4	4	100							
	PHUZUKUBONA PUBLIC S	2018	5213224	3							18	5	27.8	14	12	85.7	24	23	95.8							21	9	42.9	18	13	72.2							
	SABELA SS	2019	5213225	4	19	16	84.2	53	37	69.8	154	105	68.2	70	47	67.1	364	362	99.5	188	134	71.3	127	110	86.6	206	114	55.3	197	142	72.1	130	72	55.4	82	68	82.9	
	SABELA SS	2018	5213225	4	11	6	54.5	16	13	81.3	58	20	34.5	41	33	80.5	131	131	100	53	48	90.6	28	27	96.4	69	55	79.7	54	41	75.9	60	35	58.3	36	27	75	
	SEKUSILE SS	2019	5213227	4	14	14	100	24	19	79.2	45	10	22.2	14	13	92.9	129	129	100	83	71	85.5	23	20	87	81	61	75.3	50	36	72	70	39	55.7	56	29	51.8	
	SEKUSILE SS	2018	5213227	4	12	10	83.3	14	9	64.3	33	16	48.5	12	10	83.3	112	110	98.2	64	50	78.1	21	21	100	61	50	82	35	29	82.9	54	29	53.7	44	19	43.2	
	SESIYABONGA H	2019	5213126	3	7	7	100	23	19	82.6	14	3	21.4	11	10	90.9	192	189	98.4	66	39	59.1	52	45	86.5	73	41	56.2	79	51	64.6	53	13	24.5	44	23	52.3	
	SESIYABONGA H	2018	5213126	3	2	0	0	14	8	57.1	4	0	0	2	1	50	118	116	98.3	41	19	46.3	40	22	55	51	28	54.9	42	25	59.5	31	10	32.3	25	13	52	
	SINQOBILE COMBINED	2019	5213127	1							4	2	50				6	6	100	3	3	100				4	2	50	4	4	100							





Province Districts	Centre Name	Year	Centre Number	Quintile	Subject Description																																	
					Accounting			Agricultural Sciences			Business Studies			Economics			English First Additional Language			Geography			History			Life Sciences			Mathematical Literacy			Mathematics			Physical Sciences			
					Total Wrote	Achieved30-100%	% Achieved at 30% and Above	Total Wrote	Achieved30-100%	% Achieved at 30% and Above	Total Wrote	Achieved30-100%	% Achieved at 30% and Above	Total Wrote	Achieved30-100%	% Achieved at 30% and Above	Total Wrote	Achieved30-100%	% Achieved at 30% and Above	Total Wrote	Achieved30-100%	% Achieved at 30% and Above	Total Wrote	Achieved30-100%	% Achieved at 30% and Above	Total Wrote	Achieved30-100%	% Achieved at 30% and Above	Total Wrote	Achieved30-100%	% Achieved at 30% and Above	Total Wrote	Achieved30-100%	% Achieved at 30% and Above	Total Wrote	Achieved30-100%	% Achieved at 30% and Above	
AMAJUBA	THEMBALENTSHA H	2018	5213131	3	66	37	56.1	56	47	83.9	125	44	35.2	63	40	63.5	267	267	100	145	98	67.6	36	34	94.4	144	106	73.6	47	29	61.7	178	67	37.6	113	67	59.3	
	THUBELIHLE H	2019	5213132	3	17	12	70.6	19	18	94.7	27	19	70.4	19	14	73.7	167	167	100	101	83	82.2	83	73	88	93	72	77.4	80	62	77.5	73	28	38.4	56	50	89.3	
	THUBELIHLE H	2018	5213132	3	49	21	42.9				50	16	32	24	15	62.5	179	178	99.4	98	72	73.5	93	84	90.3	114	66	57.9	90	34	37.8	77	24	31.2	53	15	28.3	
	UMZILIKAZI S	2019	5213233	2	8	7	87.5	47	45	95.7	41	41	100	10	9	90	87	84	96.6	13	13	100	32	31	96.9	44	44	100	46	46	100	29	26	89.7	26	26	100	
	UMZILIKAZI S	2018	5213233	2	10	9	90	38	31	81.6	38	34	89.5	10	10	100	75	75	100	17	17	100	21	21	100	38	38	100	30	27	90	35	29	82.9	24	24	100	
	UTRECHT H	2019	5213234	4	1	1	100				9	7	77.8				1	1	100								9	8	88.9	8	8	100	3	3	100	1	1	100
	UTRECHT H	2018	5213234	4	0	0					21	10	47.6				3	3	100								21	17	81	21	21	100	3	3	100	3	3	100
	XOLANI H	2019	5213133	3	10	9	90	29	21	72.4	32	28	87.5	32	20	62.5	119	119	100	43	37	86	12	11	91.7	68	43	63.2	74	71	95.9	39	18	46.2	25	20	80	
	XOLANI H	2018	5213133	3	8	8	100	29	24	82.8	12	6	50	10	8	80	79	79	100	18	13	72.2	9	7	77.8	43	39	90.7	20	19	95	35	21	60	27	27	100	
	ZAMA S	2019	5213235	2	28	27	96.4				134	128	95.5	29	28	96.6	200	200	100	153	151	98.7	63	62	98.4	101	99	98	101	99	98	96	71	74	57	54	94.7	
	ZAMA S	2018	5213235	2	25	24	96				168	141	83.9	24	24	100	230	230	100	196	185	94.4	88	86	97.7	111	110	99.1	107	98	91.6	118	109	92.4	57	55	96.5	
	ZIBAMBELENI S	2019	5213134	3	5	4	80				9	6	66.7	5	3	60	55	55	100	34	24	70.6	29	28	96.6	30	20	66.7	24	20	83.3	15	4	26.7	15	9	60	
	ZIBAMBELENI S	2018	5213134	3	10	6	60				12	6	50	10	8	80	39	39	100	16	10	62.5	12	12	100	11	7	63.6	13	12	92.3	9	1	11.1	5	3	60	
	ZIPHAKAMISENI H	2019	5213236	4	38	38	100				76	54	71.1	48	46	95.8	294	294	100	200	182	91	61	58	95.1	198	178	89.9	75	64	85.3	173	107	61.8	149	133	89.3	
	ZIPHAKAMISENI H	2018	5213236	4	63	57	90.5				74	53	71.6	63	62	98.4	270	269	99.6	169	148	87.6	57	48	84.2	176	151	85.8	75	61	81.3	164	95	57.9	120	101	84.2	
HARRY GWALA	AMAKHUZE HIGH SCHOOL	2019	5313331	3				41	39	95.1						41	41	100	41	38	92.7				41	38	92.7				39	5	12.8					
	AMAKHUZE HIGH SCHOOL	2018	5313331	3				29	24	82.8						29	29	100	29	22	75.9				29	26	89.7				29	2	6.9					
	AMAZABEKO H	2019	5313101	2	12	8	66.7	7	7	100	13	10	76.9	13	5	38.5	84	78	92.9	30	16	53.3	33	26	78.8	50	31	62	43	33	76.7	17	9	52.9	12	5	41.7	
	AMAZABEKO H	2018	5313101	2	6	2	33.3	12	10	83.3	6	2	33.3	7	3	42.9	93	85	91.4	24	14	58.3	31	27	87.1	47	32	68.1	29	17	58.6	19	6	31.6	13	4	30.8	

Province Districts	Centre Name	Year	Centre Number	Quintile	Subject Description																																
					Accounting			Agricultural Sciences			Business Studies			Economics			English First Additional Language			Geography			History			Life Sciences			Mathematical Literacy			Mathematics			Physical Sciences		
					Total Wrote	Achieved30-100%	% Achieved at 30% and Above	Total Wrote	Achieved30-100%	% Achieved at 30% and Above	Total Wrote	Achieved30-100%	% Achieved at 30% and Above	Total Wrote	Achieved30-100%	% Achieved at 30% and Above	Total Wrote	Achieved30-100%	% Achieved at 30% and Above	Total Wrote	Achieved30-100%	% Achieved at 30% and Above	Total Wrote	Achieved30-100%	% Achieved at 30% and Above	Total Wrote	Achieved30-100%	% Achieved at 30% and Above	Total Wrote	Achieved30-100%	% Achieved at 30% and Above	Total Wrote	Achieved30-100%	% Achieved at 30% and Above	Total Wrote	Achieved30-100%	% Achieved at 30% and Above
HARRY GWALA	BATLOKOA S	2019	5313301	3							32	11	34.4				33	32	97	33	21	63.6	32	27	84.4				29	15	51.7	3	0	0			
	BATLOKOA S	2018	5313301	3							27	12	44.4				32	29	90.6	26	18	69.2	31	28	90.3				22	11	50	4	0	0			
	BUTHATHUBUNYE H	2019	5313102	2	5	2	40				22	22	100	11	4	36.4	75	72	96	46	35	76.1	52	47	90.4	40	32	80	49	39	79.6	15	9	60	11	11	100
	BUTHATHUBUNYE H	2018	5313102	2	7	7	100				22	21	95.5	12	12	100	84	81	96.4	31	22	71	44	40	90.9	36	29	80.6	35	22	62.9	24	21	87.5	17	17	100
	CARL MALCOMESS H	2019	5313201	3	55	43	78.2	27	26	96.3	98	77	78.6	91	26	28.6	223	223	100	159	131	82.4	110	109	99.1	55	50	90.9	155	113	72.9	55	42	76.4	55	42	76.4
	CARL MALCOMESS H	2018	5313201	3	94	44	46.8	25	23	92	144	63	43.8	76	44	57.9	261	259	99.2	204	115	56.4	165	157	95.2	66	64	97	167	103	61.7	94	54	57.4	66	47	71.2
	CENTOCOW H	2019	5313302	2	2	1	50	36	33	91.7	5	5	100	3	2	66.7	48	48	100	21	19	90.5	8	8	100	37	33	89.2	19	16	84.2	26	14	53.8	25	19	76
	CENTOCOW H	2018	5313302	2	8	3	37.5	27	20	74.1	8	4	50	9	8	88.9	47	47	100	19	8	42.1	7	7	100	30	24	80	20	10	50	23	6	26.1	15	10	66.7
	CLYDESDALE SS	2019	5313401	2	23	22	95.7	120	99	82.5	24	21	87.5	23	22	95.7	244	243	99.6	131	119	90.8	56	55	98.2	186	160	86	49	44	89.8	174	67	38.5	127	89	70.1
	CLYDESDALE SS	2018	5313401	2	29	23	79.3	75	42	56	31	28	90.3	30	28	93.3	219	218	99.5	183	155	84.7	29	29	100	150	138	92	29	20	69	175	74	42.3	99	83	83.8
	DIEPKLOOF COMBINED	2019	5313423	2	15	15	100	15	14	93.3	24	13	54.2				49	44	89.8	33	22	66.7	23	20	87	25	23	92	22	12	54.5	25	4	16	10	7	70
	DIEPKLOOF COMBINED	2018	5313423	2	28	22	78.6	13	12	92.3	44	14	31.8				74	67	90.5	47	17	36.2	45	40	88.9	30	26	86.7	44	23	52.3	30	9	30	17	6	35.3
	DINGEKA H	2019	5313303	3	17	6	35.3	33	29	87.9	17	13	76.5	25	11	44	131	129	98.5	35	21	60				67	35	52.2	35	15	42.9	50	3	6	33	14	42.4
	DINGEKA H	2018	5313303	3	23	1	4.3	35	29	82.9	23	18	78.3	27	22	81.5	141	129	91.5	30	20	66.7				62	40	64.5	30	8	26.7	74	10	13.5	51	17	33.3
	DINGIZWE JS	2019	5313125	1	3	3	100				3	3	100	3	3	100	15	15	100	10	10	100	12	11	91.7	10	7	70	10	10	100	3	0	0			
	DINGIZWE JS	2018	5313125	1	9	9	100				8	4	50	8	6	75	20	20	100	6	5	83.3	11	11	100	6	6	100	6	6	100	8	2	25			
	DLANGANI H	2019	5313304	2	7	7	100	11	11	100	16	9	56.3	14	8	57.1	55	52	94.5	32	25	78.1	24	24	100	33	31	93.9	26	23	88.5	22	11	50	14	14	100
	DLANGANI H	2018	5313304	2	6	5	83.3	15	11	73.3	11	4	36.4	7	7	100	52	52	100	23	21	91.3	21	21	100	32	30	93.8	21	20	95.2	20	12	60	15	15	100
	DRC SS	2019	5313402	3	30	19	63.3	75	64	85.3	31	26	83.9	31	25	80.6	161	161	100	82	61	74.4	41	41	100	78	57	73.1	80	53	66.3	62	24	38.7	35	31	88.6
	DRC SS	2018	5313402	3	27	15	55.6	67	58	86.6	28	16	57.1	28	23	82.1	148	142	95.9	77	57	74	40	40	100	74	61	82.4	78	48	61.5	58	36	62.1	30	26	86.7
DULATI COMBINED	2019	5313422	2	6	3	50				6	5	83.3	8	6	75	87	84	96.6	74	59	79.7	58	56	96.6	78	37	47.4	57	46	80.7	23	6	26.1	17	11	64.7	

Province Districts	Centre Name	Year	Centre Number	Quintile	Subject Description																																
					Accounting			Agricultural Sciences			Business Studies			Economics			English First Additional Language			Geography			History			Life Sciences			Mathematical Literacy			Mathematics			Physical Sciences		
					Total Wrote	Achieved30-100%	% Achieved at 30% and Above	Total Wrote	Achieved30-100%	% Achieved at 30% and Above	Total Wrote	Achieved30-100%	% Achieved at 30% and Above	Total Wrote	Achieved30-100%	% Achieved at 30% and Above	Total Wrote	Achieved30-100%	% Achieved at 30% and Above	Total Wrote	Achieved30-100%	% Achieved at 30% and Above	Total Wrote	Achieved30-100%	% Achieved at 30% and Above	Total Wrote	Achieved30-100%	% Achieved at 30% and Above	Total Wrote	Achieved30-100%	% Achieved at 30% and Above	Total Wrote	Achieved30-100%	% Achieved at 30% and Above	Total Wrote	Achieved30-100%	% Achieved at 30% and Above
HARRY GWALA	DULATI COMBINED	2018	5313422	2	12	2	16.7				12	1	8.3	13	1	7.7	64	63	98.4				35	31	88.6	48	28	58.3	33	14	42.4	26	11	42.3	14	9	64.3
	DUMABEZWE H	2019	5313305	3	10	1	10	46	23	50	9	5	55.6	9	3	33.3	86	82	95.3	40	11	27.5	49	33	67.3	46	23	50	40	19	47.5	33	10	30.3	25	18	72
	DUMABEZWE H	2018	5313305	3	7	1	14.3	23	17	73.9	8	5	62.5	10	4	40	92	82	89.1	46	13	28.3	52	37	71.2	73	33	45.2	57	20	35.1	29	11	37.9	23	11	47.8
	DUMAKUDE SS	2019	5313403	1	13	6	46.2				14	5	35.7	13	10	76.9	19	18	94.7													12	2	16.7			
	DUMAKUDE SS	2018	5313403	1	16	12	75				12	7	58.3	13	11	84.6	17	17	100													13	6	46.2			
	EMAUS SS	2019	5313404	2				33	28	84.8							68	68	100	51	45	88.2				65	46	70.8	17	13	76.5	47	14	29.8	47	31	66
	EMAUS SS	2018	5313404	2	0	0		26	19	73.1	0	0		3	0	0	52	45	86.5	26	19	73.1				38	30	78.9	14	7	50	25	12	48	25	21	84
	EMTSHIBENI S	2019	5313421	3	8	8	100	35	30	85.7	17	17	100	13	11	84.6	52	52	100							35	33	94.3	7	7	100	39	29	74.4	30	23	76.7
	EMTSHIBENI S	2018	5313421	3	10	6	60	27	23	85.2	22	17	77.3	17	17	100	50	49	98							27	21	77.8	11	7	63.6	24	20	83.3	18	15	83.3
	ENGWAQA SS	2019	5313405	2	7	6	85.7				9	9	100	7	7	100	65	65	100	80	59	73.8	46	39	84.8	49	38	77.6	23	19	82.6	32	14	43.8	27	23	85.2
	ENGWAQA SS	2018	5313405	2	12	12	100				11	6	54.5	16	13	81.3	75	75	100	35	29	82.9	32	27	84.4	38	34	89.5	11	8	72.7	32	7	21.9	21	13	61.9
	ENHLANHLENI COMBINED	2019	5313306	3							13	6	46.2				23	22	95.7	6	5	83.3	15	11	73.3	21	10	47.6	13	7	53.8	6	0	0	6	1	16.7
	ENHLANHLENI COMBINED	2018	5313306	3							21	7	33.3				28	28	100	4	4	100	22	22	100	24	18	75	21	13	61.9	4	3	75	4	3	75
	ENTSIKENI SS	2019	5313406	2	12	11	91.7	22	21	95.5	12	12	100	12	11	91.7	61	61	100	27	27	100	22	22	100	49	49	100	28	25	89.3	33	21	63.6	27	26	96.3
	ENTSIKENI SS	2018	5313406	2	11	8	72.7	22	22	100	11	11	100	11	11	100	65	65	100	29	28	96.6	25	25	100	51	51	100	22	20	90.9	40	19	47.5	29	27	93.1
	FAITH-WAY CHRISTIAN	2019	5313307	99							9	8	88.9													1	1	100	7	7	100	2	1	50	1	1	100
	FAITH-WAY CHRISTIAN	2018	5313307	99							10	10	100													5	5	100	7	7	100	3	1	33.3	2	2	100
	FRANKLIN S	2019	5313202	3	14	12	85.7	23	19	82.6	77	27	35.1	14	11	78.6	110	109	99.1	78	47	60.3	75	46	61.3	22	20	90.9	74	41	55.4	27	3	11.1	9	9	100
	FRANKLIN S	2018	5313202	3	9	9	100	17	16	94.1	68	17	25	10	8	80	93	85	91.4	74	30	40.5	66	54	81.8	17	16	94.1	59	30	50.8	26	8	30.8	8	5	62.5

Province Districts	Centre Name	Year	Centre Number	Quintile	Subject Description																																
					Accounting			Agricultural Sciences			Business Studies			Economics			English First Additional Language			Geography			History			Life Sciences			Mathematical Literacy			Mathematics			Physical Sciences		
					Total Wrote	Achieved30-100%	% Achieved at 30% and Above	Total Wrote	Achieved30-100%	% Achieved at 30% and Above	Total Wrote	Achieved30-100%	% Achieved at 30% and Above	Total Wrote	Achieved30-100%	% Achieved at 30% and Above	Total Wrote	Achieved30-100%	% Achieved at 30% and Above	Total Wrote	Achieved30-100%	% Achieved at 30% and Above	Total Wrote	Achieved30-100%	% Achieved at 30% and Above	Total Wrote	Achieved30-100%	% Achieved at 30% and Above	Total Wrote	Achieved30-100%	% Achieved at 30% and Above	Total Wrote	Achieved30-100%	% Achieved at 30% and Above	Total Wrote	Achieved30-100%	% Achieved at 30% and Above
HARRY GWALA	GINYANE H	2019	5313330	2	6	1	16.7	33	28	84.8	43	10	23.3	20	16	80	73	68	93.2	18	8	44.4	22	18	81.8	21	18	85.7	26	16	61.5	31	8	25.8	21	14	66.7
	GINYANE H	2018	5313330	2	7	4	57.1	29	23	79.3	46	10	21.7	13	11	84.6	52	50	96.2	15	5	33.3	15	10	66.7	13	9	69.2	23	10	43.5	28	9	32.1	16	9	56.3
	GINYIQHINGA COMPREHENSIVE H	2019	5313407	2	9	2	22.2	46	45	97.8	9	4	44.4	44	18	40.9	101	98	97	62	48	77.4	36	35	97.2	49	47	95.9	33	19	57.6	55	9	16.4	22	21	95.5
	GINYIQHINGA COMPREHENSIVE H	2018	5313407	2	6	1	16.7	42	29	69	6	1	16.7	7	2	28.6	92	86	93.5	25	19	76	44	37	84.1	61	59	96.7	40	20	50	24	11	45.8	18	18	100
	GLEN EDWARD SS	2019	5313208	3	6	6	100	34	25	73.5							64	64	100	45	37	82.2	21	16	76.2	41	30	73.2	35	24	68.6	11	1	9.1			
	GLEN EDWARD SS	2018	5313208	3	6	2	33.3	32	25	78.1							45	45	100	41	31	75.6	11	11	100	36	20	55.6	28	18	64.3	14	0	0			
	HLOKOZI H	2019	5313103	1	8	2	25	25	24	96	46	15	32.6	7	6	85.7	118	113	95.8	85	43	50.6	43	34	79.1	60	47	78.3	75	49	65.3	31	17	54.8	24	19	79.2
	HLOKOZI H	2018	5313103	1	9	6	66.7	24	23	95.8	9	5	55.6	11	9	81.8	92	90	97.8	50	43	86	34	33	97.1	74	69	93.2	50	38	76	32	15	46.9	24	19	79.2
	IBISI SS	2019	5313408	2	22	21	95.5	99	58	58.6	24	18	75	24	20	83.3	217	214	98.6	159	104	65.4	157	148	94.3	73	59	80.8	140	77	55	52	23	44.2	30	23	76.7
	IBISI SS	2018	5313408	2	6	5	83.3	87	48	55.2	6	4	66.7	5	5	100	191	184	96.3	133	100	75.2	129	120	93	71	64	90.1	101	60	59.4	44	36	81.8	39	33	84.6
	IMPIYAMANDLA JS	2019	5313104	2	15	15	100	18	18	100	23	15	65.2				51	51	100				15	15	100	47	42	89.4	15	14	93.3	30	21	70	23	22	95.7
	IMPIYAMANDLA JS	2018	5313104	2	7	6	85.7	36	34	94.4	14	11	78.6				60	57	95				27	27	100	53	49	92.5	21	20	95.2	32	21	65.6	24	19	79.2
	IMPUNGA S	2019	5313105	2	11	9	81.8	24	24	100	63	41	65.1	26	8	30.8	131	128	97.7	35	22	62.9	85	76	89.4	27	26	96.3	82	59	72	36	10	27.8	24	20	83.3
	IMPUNGA S	2018	5313105	2	9	2	22.2	36	35	97.2	36	25	69.4	15	8	53.3	168	164	97.6	41	11	26.8	105	88	83.8	40	37	92.5	74	29	39.2	43	13	30.2	37	25	67.6
	INDAWANA SS	2019	5313409	1	8	8	100				8	7	87.5	7	6	85.7	44	44	100	28	26	92.9	19	15	78.9	29	28	96.6	16	16	100	16	10	62.5	9	8	88.9
	INDAWANA SS	2018	5313409	1	10	9	90				10	9	90	10	9	90	44	44	100	43	22	51.2	27	18	66.7	25	25	100	12	11	91.7	21	8	38.1	12	10	83.3
	IXOPO H	2019	5313106	4							57	40	70.2				48	48	100	79	77	97.5	54	54	100	26	26	100	46	42	91.3	43	28	65.1	35	31	88.6
IXOPO H	2018	5313106	4							56	34	60.7				90	90	100	88	76	86.4	66	66	100	21	21	100	63	56	88.9	38	27	71.1	34	23	67.6	
JOZANA SS	2019	5313410	2													99	92	92.9	85	77	90.6	68	52	76.5	57	50	87.7	54	36	66.7	28	10	35.7	28	25	89.3	


Province Districts	Centre Name	Year	Centre Number	Quintile	Subject Description																																			
					Accounting			Agricultural Sciences			Business Studies			Economics			English First Additional Language			Geography			History			Life Sciences			Mathematical Literacy			Mathematics			Physical Sciences					
					Total Wrote	Achieved30-100%	% Achieved at 30% and Above	Total Wrote	Achieved30-100%	% Achieved at 30% and Above	Total Wrote	Achieved30-100%	% Achieved at 30% and Above	Total Wrote	Achieved30-100%	% Achieved at 30% and Above	Total Wrote	Achieved30-100%	% Achieved at 30% and Above	Total Wrote	Achieved30-100%	% Achieved at 30% and Above	Total Wrote	Achieved30-100%	% Achieved at 30% and Above	Total Wrote	Achieved30-100%	% Achieved at 30% and Above	Total Wrote	Achieved30-100%	% Achieved at 30% and Above	Total Wrote	Achieved30-100%	% Achieved at 30% and Above						
HARRY GWALA	JOZANA SS	2018	5313410	2				50	26	52							156	130	83.3	69	48	69.6	80	49	61.3	74	61	82.4	49	26	53.1	50	18	36	47	24	51.1			
	KOKSTAD COLLEGE	2019	5313203	5	29	29	100				45	39	86.7				2	2	100	70	68	97.1	40	40	100	81	65	80.2	61	61	100	44	35	79.5	27	25	92.6			
	KOKSTAD COLLEGE	2018	5313203	5	22	22	100				30	28	93.3				2	2	100	53	52	98.1	32	32	100	72	65	90.3	39	39	100	49	44	89.8	26	25	96.2			
	KROMHOEK COMBINED	2019	5313424	1													47	47	100	47	40	85.1				47	45	95.7				47	33	70.2	47	37	78.7			
	KROMHOEK COMBINED	2018	5313424	1													18	17	94.4	17	11	64.7				18	17	94.4				17	10	58.8	17	10	58.8			
	KWAMVIMBELA S	2019	5313308	2							9	8	88.9	2	2	100	11	11	100							10	8	80				8	3	37.5	6	5	83.3			
	KWAMVIMBELA S	2018	5313308	2							10	7	70	4	3	75	12	12	100							10	10	100				10	2	20	8	4	50			
	KWATHATHANI H	2019	5313107	2	25	21	84				31	22	71	36	20	55.6	87	79	90.8	37	21	56.8	54	43	79.6	37	12	32.4	43	17	39.5	22	3	13.6						
	KWATHATHANI H	2018	5313107	2	22	14	63.6				20	4	20	21	14	66.7	59	57	96.6	18	9	50	28	20	71.4	15	10	66.7	19	11	57.9	15	0	0						
	LADAM SS	2019	5313411	1				27	26	96.3							75	70	93.3	39	27	69.2	12	11	91.7	59	46	78	37	24	64.9	7	3	42.9	7	6	85.7			
	LADAM SS	2018	5313411	1				40	33	82.5							63	62	98.4	45	29	64.4	19	19	100	58	55	94.8	48	41	85.4	12	7	58.3	12	7	58.3			
	LESHMAN S	2019	5313309	2				11	8	72.7							16	16	100	10	8	80	7	7	100	16	10	62.5	12	9	75	4	1	25	4	3	75			
	LESHMAN S	2018	5313309	2	5	0	0	25	13	52				5	1	20	12	4	33.3	69	39	56.5	26	6	23.1	23	5	21.7	50	17	34	21	6	28.6	30	2	6.7	25	6	24
	LITTLE FLOWER S	2019	5313108	2	20	20	100				93	90	96.8	32	32	100	117	117	100	109	109	100	25	25	100	72	69	95.8	67	62	92.5	62	37	59.7	36	36	100			
	LITTLE FLOWER S	2018	5313108	2	24	24	100				105	100	95.2	48	48	100	129	129	100	107	104	97.2	21	19	90.5	67	65	97	65	61	93.8	65	39	60	29	29	100			
	LOURDES H	2019	5313412	1													26	23	88.5	24	19	79.2	19	15	78.9	25	18	72	18	11	61.1	6	0	0	6	2	33.3			
	LOURDES H	2018	5313412	1													28	28	100	28	6	21.4	28	27	96.4	28	20	71.4	28	10	35.7									
	LUSIBALUKHULU H	2019	5313109	1	10	5	50	48	38	79.2	17	12	70.6	16	8	50	106	103	97.2	54	17	31.5	45	36	80	35	34	97.1	66	50	75.8	33	3	9.1	24	16	66.7			
	LUSIBALUKHULU H	2018	5313109	1	13	7	53.8	34	26	76.5	13	8	61.5	15	13	86.7	86	83	96.5	46	7	15.2	36	33	91.7	32	26	81.3	48	26	54.2	34	4	11.8	19	18	94.7			







Province Districts	Centre Name	Year	Centre Number	Quintile	Subject Description																																		
					Accounting			Agricultural Sciences			Business Studies			Economics			English First Additional Language			Geography			History			Life Sciences			Mathematical Literacy			Mathematics			Physical Sciences				
					Total Wrote	Achieved30-100%	% Achieved at 30% and Above	Total Wrote	Achieved30-100%	% Achieved at 30% and Above	Total Wrote	Achieved30-100%	% Achieved at 30% and Above	Total Wrote	Achieved30-100%	% Achieved at 30% and Above	Total Wrote	Achieved30-100%	% Achieved at 30% and Above	Total Wrote	Achieved30-100%	% Achieved at 30% and Above	Total Wrote	Achieved30-100%	% Achieved at 30% and Above	Total Wrote	Achieved30-100%	% Achieved at 30% and Above	Total Wrote	Achieved30-100%	% Achieved at 30% and Above	Total Wrote	Achieved30-100%	% Achieved at 30% and Above					
HARRY GWALA	MFULAMHLE COMBINED	2019	5313425	2	9	5	55.6	42	27	64.3	79	30	38	9	5	55.6	120	118	98.3	49	28	57.1	68	61	89.7	42	37	88.1	70	45	64.3	51	24	47.1	25	13	52		
	MFULAMHLE COMBINED	2018	5313425	2	21	8	38.1	30	16	53.3	103	25	24.3				133	120	90.2	102	25	24.5	82	57	69.5	30	21	70	81	31	38.3	51	26	51	30	12	40		
	MOUNT CURRIE S	2019	5313204	4	10	7	70				57	35	61.4	10	4	40				108	87	80.6	79	75	94.9	61	37	60.7	84	71	84.5	34	19	55.9	29	19	65.5		
	MOUNT CURRIE S	2018	5313204	4	10	4	40				33	18	54.5	6	2	33.3				94	84	89.4	59	53	89.8	63	47	74.6	69	53	76.8	40	23	57.5	29	26	89.7		
	MQUELELA JS	2019	5313315	2							4	3	75	3	3	100	6	6	100										7	4	57.1								
	MQUELELA JS	2018	5313315	2							7	4	57.1	7	6	85.7	13	9	69.2										10	8	80								
	MSUDUKENI SS	2019	5313414	2	14	11	78.6	84	47	56	15	10	66.7	14	12	85.7	148	147	99.3	105	53	50.5	44	24	54.5	52	28	53.8	105	64	61	31	11	35.5	17	12	70.6		
	MSUDUKENI SS	2018	5313414	2	12	11	91.7	76	45	59.2	12	11	91.7	12	12	100	118	118	100	88	39	44.3	30	19	63.3	57	38	66.7	88	48	54.5	29	18	62.1	18	14	77.8		
	MTHWANE SS	2019	5313415	2	1	1	100				22	15	68.2	16	16	100	73	73	100	38	38	100	27	26	96.3	50	24	48	17	17	100	32	6	18.8	16	9	56.3		
	MTHWANE SS	2018	5313415	2	8	6	75				33	21	63.6	33	31	93.9	76	75	98.7	36	26	72.2	27	26	96.3	66	26	39.4	27	7	25.9	38	10	26.3	12	9	75		
	NCOMANI H	2019	5313114	2	7	3	42.9	16	16	100	50	36	72	5	3	60	93	90	96.8				67	56	83.6	15	15	100	64	32	50	24	15	62.5	18	16	88.9		
	NCOMANI H	2018	5313114	2	7	6	85.7	13	12	92.3	37	25	67.6	7	7	100	56	55	98.2				30	30	100	17	17	100	30	13	43.3	24	13	54.2	17	14	82.4		
	NDABAKAZIBUZWA S	2019	5313316	1	9	9	100	11	9	81.8	11	10	90.9	12	9	75	32	24	75	11	9	81.8	18	16	88.9				11	9	81.8	9	4	44.4					
	NDABAKAZIBUZWA S	2018	5313316	1	8	6	75	17	16	94.1	6	5	83.3	6	6	100	27	24	88.9	17	16	94.1	19	19	100	1	0	0	15	13	86.7	8	2	25					
	NDABISEKHAYA H	2019	5313317	2													8	8	100	9	8	88.9	9	8	88.9	10	7	70	8	8	100								
	NDABISEKHAYA H	2018	5313317	2													7	7	100	7	3	42.9	7	7	100	7	6	85.7	7	4	57.1								
	NDELA S	2019	5313115	2	8	8	100				44	31	70.5	19	8	42.1	56	53	94.6								26	24	92.3	16	11	68.8	26	8	30.8	19	12	63.2	
	NDELA S	2018	5313115	2	6	4	66.7				34	22	64.7	14	11	78.6	48	46	95.8								21	20	95.2	14	5	35.7	21	11	52.4	16	14	87.5	
	NGONYAMA H	2019	5313318	2	10	6	60				34	19	55.9	32	21	65.6	38	38	100								22	4	18.2	22	19	86.4	11	5	45.5				



Province Districts	Centre Name	Year	Centre Number	Quintile	Subject Description																																
					Accounting			Agricultural Sciences			Business Studies			Economics			English First Additional Language			Geography			History			Life Sciences			Mathematical Literacy			Mathematics			Physical Sciences		
					Total Wrote	Achieved30-100%	% Achieved at 30% and Above	Total Wrote	Achieved30-100%	% Achieved at 30% and Above	Total Wrote	Achieved30-100%	% Achieved at 30% and Above	Total Wrote	Achieved30-100%	% Achieved at 30% and Above	Total Wrote	Achieved30-100%	% Achieved at 30% and Above	Total Wrote	Achieved30-100%	% Achieved at 30% and Above	Total Wrote	Achieved30-100%	% Achieved at 30% and Above	Total Wrote	Achieved30-100%	% Achieved at 30% and Above	Total Wrote	Achieved30-100%	% Achieved at 30% and Above	Total Wrote	Achieved30-100%	% Achieved at 30% and Above			
HARRY GWALA	NGONYAMA H	2018	5313318	2	11	8	72.7				24	21	87.5	24	24	100	24	24	100				14	6	42.9	12	12	100	13	7	53.8						
	NKOMOSE SECONDARY SCHOOL	2019	5313128	2	0	0				8	8	100	1	1	100	9	9	100	8	7	87.5	7	7	100				8	1	12.5							
	NKOMOSE SECONDARY SCHOOL	2018	5313128	2						9	9	100	4	4	100	15	15	100	5	5	100	15	13	86.7				10	1	10							
	NOKWEJA S	2019	5313116	2	9	8	88.9	14	13	92.9	19	19	100	13	9	69.2	47	46	97.9	14	13	92.9	9	9	100	17	15	88.2	16	15	93.8	19	10	52.6	10	8	80
	NOKWEJA S	2018	5313116	2	6	4	66.7	20	16	80	17	14	82.4	8	8	100	38	38	100	7	5	71.4	4	4	100	12	11	91.7	4	4	100	17	8	47.1	9	8	88.9
	NOMPUMELELO SS	2019	5313416	1	10	8	80	15	15	100	36	26	72.2	11	8	72.7	70	70	100	57	42	73.7	26	26	100	26	18	69.2	27	19	70.4	37	7	18.9	11	8	72.7
	NOMPUMELELO SS	2018	5313416	1	8	8	100	7	7	100	34	16	47.1	9	8	88.9	65	63	96.9	48	24	50	29	29	100	22	18	81.8	29	13	44.8	26	10	38.5	11	9	81.8
	NONKWENKWANA S	2019	5313117	2	7	4	57.1				10	9	90	7	5	71.4	24	24	100	8	7	87.5	13	13	100	6	4	66.7	6	6	100	8	4	50	0	0	
	NONKWENKWANA S	2018	5313117	2	8	4	50				11	6	54.5	8	5	62.5	33	27	81.8	12	5	41.7	22	13	59.1	13	7	53.8	12	7	58.3	8	0	0			
	NTABANE H	2019	5313118	2	19	16	84.2				35	33	94.3	17	14	82.4	60	60	100				14	14	100	11	6	54.5	14	13	92.9	28	1	3.6	11	4	36.4
	NTABANE H	2018	5313118	2	18	16	88.9				48	38	79.2	22	20	90.9	65	64	98.5				8	8	100	20	13	65	12	8	66.7	34	8	23.5	17	11	64.7
	NTABENDE S	2019	5313319	2				8	4	50							34	34	100	24	9	37.5	17	13	76.5	26	14	53.8	15	9	60	10	8	80	10	6	60
	NTABENDE S	2018	5313319	2				12	10	83.3							33	33	100	16	6	37.5	21	16	76.2	32	22	68.8	20	13	65	9	4	44.4	9	5	55.6
	NTWASAHLOBO S	2019	5313320	2												24	23	95.8	18	12	66.7	24	20	83.3	18	12	66.7	15	10	66.7	3	0	0				
	NTWASAHLOBO S	2018	5313320	2											8	8	100	8	6	75	8	8	100	8	8	100	1	1	100	7	0	0					
	PHOLELA PUBLIC H	2019	5313328	3	33	17	51.5	20	18	90	35	26	74.3	33	20	60.6	125	125	100	66	52	78.8	39	36	92.3	46	34	73.9	96	87	90.6	22	15	68.2	19	16	84.2
	PHOLELA PUBLIC H	2018	5313328	3	15	14	93.3	37	33	89.2	23	19	82.6	20	18	90	130	127	97.7	47	39	83				82	69	84.1	47	42	89.4	49	25	51	34	24	70.6
	QLASHE COMBINED	2019	5313321	1				14	12	85.7						14	14	100	5	3	60				14	9	64.3	5	5	100	9	7	77.8	9	6	66.7	
	QLASHE COMBINED	2018	5313321	1				22	16	72.7						24	22	91.7	10	4	40				22	15	68.2	10	3	30	12	4	33.3	11	5	45.5	

Province Districts	Centre Name	Year	Centre Number	Quintile	Subject Description																																		
					Accounting			Agricultural Sciences			Business Studies			Economics			English First Additional Language			Geography			History			Life Sciences			Mathematical Literacy			Mathematics			Physical Sciences				
					Total Wrote	Achieved30-100%	% Achieved at 30% and Above	Total Wrote	Achieved30-100%	% Achieved at 30% and Above	Total Wrote	Achieved30-100%	% Achieved at 30% and Above	Total Wrote	Achieved30-100%	% Achieved at 30% and Above	Total Wrote	Achieved30-100%	% Achieved at 30% and Above	Total Wrote	Achieved30-100%	% Achieved at 30% and Above	Total Wrote	Achieved30-100%	% Achieved at 30% and Above	Total Wrote	Achieved30-100%	% Achieved at 30% and Above	Total Wrote	Achieved30-100%	% Achieved at 30% and Above	Total Wrote	Achieved30-100%	% Achieved at 30% and Above	Total Wrote	Achieved30-100%	% Achieved at 30% and Above		
HARRY GWALA	RALPH HARDINGHAM S	2019	5313329	1	13	8	61.5	19	18	94.7	15	12	80	13	11	84.6	67	64	95.5	32	25	78.1	34	30	88.2	19	13	68.4	44	35	79.5	22	10	45.5	19	15	78.9		
	RALPH HARDINGHAM S	2018	5313329	1	7	5	71.4	16	15	93.8	7	4	57.1	10	6	60	49	43	87.8	19	7	36.8	20	13	65	19	17	89.5	17	8	47.1	21	14	66.7	15	13	86.7		
	RAMAROBI S	2019	5313322	1				13	3	23.1							13	9	69.2	13	4	30.8				13	3	23.1	13	7	53.8								
	RAMAROBI S	2018	5313322	1				26	13	50							26	25	96.2	26	12	46.2				26	13	50	26	13	50								
	RIETVLEI SS	2019	5313417	3	18	16	88.9	44	38	86.4	44	26	59.1	45	30	66.7	204	204	100	95	81	85.3	108	87	80.6	85	79	92.9	92	80	87	61	31	50.8	42	41	97.6		
	RIETVLEI SS	2018	5313417	3	18	15	83.3	74	48	64.9	32	21	65.6	35	26	74.3	224	218	97.3	148	102	68.9	149	122	81.9	105	103	98.1	139	87	62.6	50	39	78	34	34	100		
	SHAYAMOYA AREA S	2019	5313211	3	25	23	92				275	162	58.9	26	19	73.1	343	339	98.8	295	196	66.4	256	225	87.9	44	44	100	249	172	69.1	70	39	55.7	46	26	56.5		
	SHAYAMOYA AREA S	2018	5313211	3	33	26	78.8				208	122	58.7	35	29	82.9	271	263	97	189	159	84.1	163	157	96.3	39	37	94.9	147	83	56.5	69	32	46.4	37	20	54.1		
	SINEVUSO S	2019	5313119	2	11	10	90.9				21	15	71.4	16	12	75	64	64	100	37	28	75.7	52	42	80.8	12	12	100	38	23	60.5	11	5	45.5	11	10	90.9		
	SINEVUSO S	2018	5313119	2	14	9	64.3				42	19	45.2				73	70	95.9	42	26	61.9	51	47	92.2	21	17	81	42	20	47.6	14	8	57.1	15	8	53.3		
	SINGISI COMP H	2019	5313418	2	23	20	87				23	14	60.9	24	6	25	40	39	97.5																				
	SINGISI COMP H	2018	5313418	2	22	15	68.2				18	12	66.7	18	14	77.8	39	31	79.5																				
	SIQHOZA S	2019	5313323	1							18	16	88.9				22	19	86.4	18	16	88.9						22	13	59.1	19	15	78.9						
	SIQHOZA S	2018	5313323	1							20	17	85				47	33	70.2	23	19	82.6						29	18	62.1	36	10	27.8						
	SIZISIZWE S	2019	5313120	1	10	9	90				31	21	67.7	29	18	62.1	59	53	89.8									22	20	90.9	22	12	54.5	30	10	33.3	20	18	90
	SIZISIZWE S	2018	5313120	1	10	7	70				43	11	25.6	36	19	52.8	64	52	81.3									17	16	94.1	28	16	57.1	26	13	50	18	18	100
	SKOFILL S	2019	5313324	1	12	12	100	9	9	100	13	8	61.5	13	5	38.5	38	35	92.1	11	10	90.9	12	11	91.7	20	18	90	8	8	100	19	8	42.1	9	5	55.6		
	SKOFILL S	2018	5313324	1	11	10	90.9	7	7	100	10	6	60	10	8	80	38	38	100	18	16	88.9	11	11	100	23	20	87	10	7	70	21	10	47.6	12	12	100		
	SONYONGWANA H	2019	5313325	2	4	4	100	14	13	92.9	4	4	100	4	4	100	74	74	100	47	43	91.5	35	35	100	32	29	90.6	36	36	100	30	15	50	26	22	84.6		
	SONYONGWANA H	2018	5313325	2	9	6	66.7	26	13	50	9	8	88.9	8	8	100	130	128	98.5	76	53	69.7	61	61	100	45	39	86.7	57	42	73.7	48	10	20.8	40	13	32.5		
ST MICHAELS	2019	5313426	1													22	22	100	21	20	95.2	22	22	100	21	13	61.9	21	17	81									



Province Districts	Centre Name	Year	Centre Number	Quintile	Subject Description																																
					Accounting			Agricultural Sciences			Business Studies			Economics			English First Additional Language			Geography			History			Life Sciences			Mathematical Literacy			Mathematics			Physical Sciences		
					Total Wrote	Achieved30-100%	% Achieved at 30% and Above	Total Wrote	Achieved30-100%	% Achieved at 30% and Above	Total Wrote	Achieved30-100%	% Achieved at 30% and Above	Total Wrote	Achieved30-100%	% Achieved at 30% and Above	Total Wrote	Achieved30-100%	% Achieved at 30% and Above	Total Wrote	Achieved30-100%	% Achieved at 30% and Above	Total Wrote	Achieved30-100%	% Achieved at 30% and Above	Total Wrote	Achieved30-100%	% Achieved at 30% and Above	Total Wrote	Achieved30-100%	% Achieved at 30% and Above	Total Wrote	Achieved30-100%	% Achieved at 30% and Above			
ILEMBE	AM MOOLA S	2019	5413301	1						17	8	47.1	13	4	30.8	30	29	96.7	25	5	20				9	1	11.1	12	5	41.7	11	2	18.2	11	3	27.3	
	AM MOOLA S	2018	5413301	1	9	3	33.3			13	8	61.5	13	5	38.5	33	29	87.9	24	9	37.5				17	10	58.8	9	4	44.4	21	9	42.9	17	9	52.9	
	AMAPHUPHESIZWE S	2019	5413201	1	12	9	75			16	8	50	13	9	69.2	98	91	92.9	70	45	64.3	67	47	70.1	16	12	75	58	29	50	23	8	34.8	10	5	50	
	AMAPHUPHESIZWE S	2018	5413201	1	7	3	42.9			14	6	42.9	7	5	71.4	97	81	83.5	57	33	57.9	69	35	50.7	29	21	72.4	37	13	35.1	26	7	26.9	13	7	53.8	
	AMATIGULU H	2019	5413101	3	9	5	55.6			11	6	54.5	10	7	70	47	46	97.9	24	15	62.5				28	12	42.9				30	8	26.7	24	7	29.2	
	AMATIGULU H	2018	5413101	3	16	6	37.5			28	6	21.4	22	9	40.9	65	52	80	25	9	36				26	10	38.5				49	11	22.4	29	7	24.1	
	BANGUNI SS	2019	5413102	3	35	28	80			38	35	92.1	43	42	97.7	79	79	100							35	22	62.9				68	11	16.2	37	24	64.9	
	BANGUNI SS	2018	5413102	3	31	23	74.2			31	29	93.5	36	35	97.2	70	70	100							32	28	87.5				60	18	30	30	26	86.7	
	CHIEF NGONYAMA S	2019	5413302	2	5	4	80	5	5	100	7	7	100				27	26	96.3	17	17	100				11	8	72.7	11	7	63.6	13	2	15.4	1	1	100
	CHIEF NGONYAMA S	2018	5413302	2	11	2	18.2	6	5	83.3	12	6	50				24	19	79.2	14	6	42.9				3	3	100				25	3	12	7	5	71.4
	DARNALL S	2019	5413103	4	12	8	66.7			20	18	90				24	24	100	37	31	83.8	8	8	100	25	20	80	20	17	85	25	8	32	13	5	38.5	
	DARNALL S	2018	5413103	4	10	4	40			23	17	73.9				29	29	100	35	27	77.1	12	12	100	30	25	83.3	27	16	59.3	24	13	54.2	14	9	64.3	
	DUMANE COMMERCIAL H	2019	5413345	1	8	5	62.5			11	7	63.6	11	5	45.5	12	10	83.3													8	0	0				
	DUMANE COMMERCIAL H	2018	5413345	1	16	9	56.3			21	13	61.9	20	11	55	23	18	78.3													16	1	6.3				
	ESIQHOQHWENI JS	2019	5413202	1	12	4	33.3			18	7	38.9	12	6	50	18	18	100													11	0	0				
	ESIQHOQHWENI JS	2018	5413202	1	17	5	29.4			17	1	5.9	15	7	46.7	18	17	94.4													14	0	0				
	EZITHABENI S	2019	5413203	1	6	5	83.3			17	11	64.7				51	51	100	44	38	86.4				45	43	95.6	8	7	87.5	34	21	61.8	30	19	63.3	
	EZITHABENI S	2018	5413203	1	19	6	31.6			40	12	30				71	65	91.5	66	47	71.2				73	53	72.6	22	12	54.5	39	10	25.6	30	13	43.3	
	GCINIMFUNDO S	2019	5413303	1	8	5	62.5									36	31	86.1	12	9	75	26	21	80.8	18	12	66.7	9	8	88.9	8	4	50	8	8	100	



Province Districts	Centre Name	Year	Centre Number	Quintile	Subject Description																																			
					Accounting			Agricultural Sciences			Business Studies			Economics			English First Additional Language			Geography			History			Life Sciences			Mathematical Literacy			Mathematics			Physical Sciences					
					Total Wrote	Achieved30-100%	% Achieved at 30% and Above	Total Wrote	Achieved30-100%	% Achieved at 30% and Above	Total Wrote	Achieved30-100%	% Achieved at 30% and Above	Total Wrote	Achieved30-100%	% Achieved at 30% and Above	Total Wrote	Achieved30-100%	% Achieved at 30% and Above	Total Wrote	Achieved30-100%	% Achieved at 30% and Above	Total Wrote	Achieved30-100%	% Achieved at 30% and Above	Total Wrote	Achieved30-100%	% Achieved at 30% and Above	Total Wrote	Achieved30-100%	% Achieved at 30% and Above	Total Wrote	Achieved30-100%	% Achieved at 30% and Above	Total Wrote	Achieved30-100%	% Achieved at 30% and Above			
ILEMBE	GCINIMFUNDO S	2018	5413303	1	11	5	45.5										39	36	92.3	15	6	40	28	22	78.6	23	12	52.2	13	7	53.8	11	4	36.4	11	8	72.7			
	GIJIMANI S	2019	5413305	1	9	9	100			14	11	78.6	14	10	71.4	28	26	92.9							13	12	92.3	5	5	100	5	5	100	10	1	10				
	GIJIMANI S	2018	5413305	1	10	9	90				10	10	100	10	10	100	18	18	100							8	8	100	5	2	40	2	1	50	11	1	9.1			
	GLENHILLS S	2019	5413104	4	14	12	85.7				68	52	76.5							35	35	100	39	36	92.3	35	34	97.1	69	62	89.9	30	19	63.3	30	25	83.3			
	GLENHILLS S	2018	5413104	4	16	13	81.3				81	50	61.7							67	57	85.1	37	31	83.8	68	53	77.9	90	75	83.3	49	26	53.1	34	30	88.2			
	GROUTVILLE H	2019	5413105	3	12	6	50	16	14	87.5	37	33	89.2	39	37	94.9	289	289	100	190	167	87.9	114	109	95.6	169	153	90.5	126	86	68.3	140	53	37.9	76	62	81.6			
	GROUTVILLE H	2018	5413105	3	49	25	51	12	12	100	28	19	67.9	53	35	66	199	198	99.5	193	122	63.2	123	107	87	139	106	76.3	84	55	65.5	109	70	64.2	78	59	75.6			
	GUZANA S	2019	5413347	3	19	13	68.4				19	18	94.7	21	16	76.2	76	75	98.7	22	22	100	35	34	97.1	65	42	64.6				65	3	4.6	21	18	85.7			
	GUZANA S	2018	5413347	3	13	6	46.2				15	8	53.3	11	10	90.9	62	56	90.3	22	20	90.9	16	14	87.5	37	28	75.7				51	4	7.8	19	13	68.4			
	HLANGABEZA H	2019	5413204	1	6	3	50				35	27	77.1	19	8	42.1	50	50	100							37	29	78.4	32	11	34.4	16	13	81.3	22	7	31.8	20	3	15
	HLANGABEZA H	2018	5413204	1	7	0	0				38	13	34.2	18	17	94.4	45	42	93.3							33	28	84.8	29	15	51.7	20	11	55	24	9	37.5	17	7	41.2
	HLONIPHANI S	2019	5413306	2	11	11	100				17	11	64.7	12	12	100	30	30	100	14	14	100	12	11	91.7	10	8	80	10	9	90	15	5	33.3	6	6	100			
	HLONIPHANI S	2018	5413306	2	11	9	81.8				17	17	100	8	7	87.5	32	32	100	17	13	76.5	16	16	100	12	10	83.3	14	8	57.1	13	3	23.1	6	6	100			
	HLONONO S	2019	5413205	1	15	7	46.7				27	11	40.7	22	11	50	34	29	85.3										6	0	0				15	2	13.3	0	0	
	HLONONO S	2018	5413205	1	14	2	14.3				34	10	29.4	18	5	27.8	37	26	70.3										14	10	71.4				23	7	30.4	13	6	46.2
	HULETT COMBINED	2019	5413138	99	7	4	57.1				7	7	100				27	27	100										12	7	58.3				19	3	15.8	12	1	8.3
	HULETT COMBINED	2018	5413138	99	18	12	66.7				17	12	70.6				18	18	100																17	0	0			
	IKHUSANA COMBINED	2019	5413206	1	12	5	41.7	13	8	61.5	14	5	35.7	13	7	53.8	29	24	82.8										13	3	23.1				25	5	20	13	6	46.2
	IKHUSANA COMBINED	2018	5413206	1	8	4	50	6	6	100	7	5	71.4	11	4	36.4	22	19	86.4										11	6	54.5				14	2	14.3	6	1	16.7
	IMBUYISELO S	2019	5413106	3	15	10	66.7				26	19	73.1	4	3	75	64	63	98.4	55	30	54.5							18	12	66.7	15	12	80	25	9	36	19	10	52.6

Province Districts	Centre Name	Year	Centre Number	Quintile	Subject Description																																
					Accounting			Agricultural Sciences			Business Studies			Economics			English First Additional Language			Geography			History			Life Sciences			Mathematical Literacy			Mathematics			Physical Sciences		
					Total Wrote	Achieved30-100%	% Achieved at 30% and Above	Total Wrote	Achieved30-100%	% Achieved at 30% and Above	Total Wrote	Achieved30-100%	% Achieved at 30% and Above	Total Wrote	Achieved30-100%	% Achieved at 30% and Above	Total Wrote	Achieved30-100%	% Achieved at 30% and Above	Total Wrote	Achieved30-100%	% Achieved at 30% and Above	Total Wrote	Achieved30-100%	% Achieved at 30% and Above	Total Wrote	Achieved30-100%	% Achieved at 30% and Above	Total Wrote	Achieved30-100%	% Achieved at 30% and Above	Total Wrote	Achieved30-100%	% Achieved at 30% and Above	Total Wrote	Achieved30-100%	% Achieved at 30% and Above
ILEMBE	IMBUYISELO S	2018	5413106	3	15	8	53.3				26	7	26.9				61	56	91.8	44	31	70.5				12	12	100	13	8	61.5	26	4	15.4	15	9	60
	IMPOQABULUNGU S	2019	5413107	3	18	16	88.9				20	18	90	52	27	51.9	139	139	100	54	50	92.6				60	53	88.3	60	55	91.7	56	34	60.7	56	43	76.8
	IMPOQABULUNGU S	2018	5413107	3	31	24	77.4				29	25	86.2	31	28	90.3	176	174	98.9	99	70	70.7				78	68	87.2	72	45	62.5	80	58	72.5	89	61	68.5
	INDUKWENTSHA S	2019	5413307	1	4	2	50				6	5	83.3	7	3	42.9	20	20	100	7	4	57.1				6	4	66.7				20	1	5	7	1	14.3
	INDUKWENTSHA S	2018	5413307	1							11	10	90.9				27	27	100	17	13	76.5				17	15	88.2				19	5	26.3	13	6	46.2
	INGOBAMAKHOSI S	2019	5413108	2	2	2	100				40	18	45	9	6	66.7	57	57	100	42	29	69				42	14	33.3	36	26	72.2	15	8	53.3	11	10	90.9
	INGOBAMAKHOSI S	2018	5413108	2	13	4	30.8				32	9	28.1	16	8	50	53	48	90.6	37	13	35.1				35	15	42.9	23	7	30.4	24	5	20.8	19	13	68.4
	INHLOKOZI H	2019	5413207	1	4	4	100				14	12	85.7	16	11	68.8	23	20	87							10	7	70				12	0	0			
	INHLOKOZI H	2018	5413207	1	8	8	100				15	13	86.7	13	13	100	16	16	100							4	4	100				10	3	30			
	INKONJANE S	2019	5413208	2	12	1	8.3				12	2	16.7	13	1	7.7	15	10	66.7													11	0	0			
	INKONJANE S	2018	5413208	2	16	1	6.3				18	0	0	16	5	31.3	17	13	76.5												19	1	5.3				
	INKOSI ALBERT LUTHULI S	2019	5413139	3	6	0	0				7	1	14.3	5	2	40	50	50	100	27	27	100	4	4	100	33	12	36.4	18	18	100	17	6	35.3	16	5	31.3
	INKOSI ALBERT LUTHULI S	2018	5413139	3	9	4	44.4				12	3	25	12	3	25	48	46	95.8	36	21	58.3	7	6	85.7	36	18	50	20	9	45	26	8	30.8	17	8	47.1
	ISIBANISEZWE S	2019	5413209	1	4	4	100				9	9	100	6	6	100	55	53	96.4	16	5	31.3	15	13	86.7	18	18	100	13	9	69.2	15	3	20	6	6	100
	ISIBANISEZWE S	2018	5413209	1	7	7	100				15	10	66.7	13	13	100	77	75	97.4	17	13	76.5	20	17	85	30	26	86.7	14	9	64.3	40	6	15	15	10	66.7
	ISIFISOSETHU SS	2019	5413308	1							15	11	73.3				18	18	100	18	10	55.6				13	7	53.8	5	3	60	9	0	0			
	ISIFISOSETHU SS	2018	5413308	1	11	2	18.2				16	8	50				26	23	88.5	13	2	15.4	13	9	69.2	23	3	13	8	1	12.5	16	2	12.5			
	ISINYABUSI H	2019	5413109	3	12	2	16.7	37	35	94.6	24	11	45.8	80	43	53.8	171	153	89.5				139	117	84.2	66	59	89.4	61	46	75.4	50	31	62	34	25	73.5
ISINYABUSI H	2018	5413109	3	9	2	22.2	24	19	79.2	64	37	57.8	62	51	82.3	157	143	91.1				81	66	81.5	51	40	78.4	74	17	23	64	25	39.1	49	37	75.5	



Province Districts	Centre Name	Year	Centre Number	Quintile	Subject Description																																
					Accounting			Agricultural Sciences			Business Studies			Economics			English First Additional Language			Geography			History			Life Sciences			Mathematical Literacy			Mathematics			Physical Sciences		
					Total Wrote	Achieved30-100%	% Achieved at 30% and Above	Total Wrote	Achieved30-100%	% Achieved at 30% and Above	Total Wrote	Achieved30-100%	% Achieved at 30% and Above	Total Wrote	Achieved30-100%	% Achieved at 30% and Above	Total Wrote	Achieved30-100%	% Achieved at 30% and Above	Total Wrote	Achieved30-100%	% Achieved at 30% and Above	Total Wrote	Achieved30-100%	% Achieved at 30% and Above	Total Wrote	Achieved30-100%	% Achieved at 30% and Above	Total Wrote	Achieved30-100%	% Achieved at 30% and Above	Total Wrote	Achieved30-100%	% Achieved at 30% and Above			
ILEMBE	JONASE H	2019	5413210	1							24	9	37.5	24	13	54.2	28	22	78.6				27	24	88.9	24	12	50				21	1	4.8			
	JONASE H	2018	5413210	1	5	1	20				19	13	68.4	19	17	89.5	21	21	100				21	21	100	14	13	92.9				23	3	13			
	KHANYISA S	2019	5413309	2										12	11	91.7	21	21	100				32	25	78.1	16	12	75	17	11	64.7	5	4	80	5	5	100
	KHANYISA S	2018	5413309	2										15	15	100	26	26	100				25	25	100	18	12	66.7	13	5	38.5	8	2	25	5	5	100
	KHETHIMFUNDO S	2019	5413310	2	12	12	100				49	32	65.3				49	45	91.8	35	24	68.6				24	16	66.7				36	2	5.6			
	KHETHIMFUNDO S	2018	5413310	2	11	5	45.5				25	12	48				24	20	83.3	18	13	72.2				12	9	75				19	2	10.5			
	KRANSKOP H	2019	5413211	2	27	14	51.9	33	30	90.9	32	26	81.3	28	21	75	139	138	99.3	32	27	84.4	37	35	94.6	99	46	46.5	64	28	43.8	64	21	32.8	33	22	66.7
	KRANSKOP H	2018	5413211	2	33	13	39.4	28	24	85.7	35	24	68.6	36	27	75	158	147	93	45	26	57.8	49	49	100	108	46	42.6	79	18	22.8	60	11	18.3	28	16	57.1
	KWANGOZA S	2019	5413346	1							9	8	88.9				20	16	80				20	17	85	16	6	37.5	9	7	77.8	7	3	42.9	7	6	85.7
	KWANGOZA S	2018	5413346	1							11	9	81.8				26	24	92.3				26	23	88.5	20	8	40	10	2	20	10	5	50	9	4	44.4
	KWAVUSUMUZI H	2019	5413110	3	21	13	61.9	132	76	57.6	54	32	59.3	48	32	66.7	208	202	97.1	118	53	44.9	29	25	86.2	144	64	44.4	108	51	47.2	82	20	24.4	75	24	32
	KWAVUSUMUZI H	2018	5413110	3	20	18	90	96	63	65.6	49	30	61.2	53	38	71.7	219	219	100	127	63	49.6	34	33	97.1	166	92	55.4	121	50	41.3	94	38	40.4	74	29	39.2
	LAMBOTHI HIGH SCHOOL	2019	5413140	2				23	19	82.6							54	54	100	29	28	96.6	30	30	100	49	45	91.8	28	27	96.4	21	15	71.4	21	20	95.2
	LAMBOTHI HIGH SCHOOL	2018	5413140	2				25	14	56							92	82	89.1	51	24	47.1	67	38	56.7	85	38	44.7				85	14	16.5	25	17	68
	LETHITEMBA S	2019	5413111	2				16	7	43.8							12	12	100							16	8	50				11	1	9.1	15	6	40
	LETHITEMBA S	2018	5413111	2				11	6	54.5							11	10	90.9							8	6	75				8	2	25	8	6	75
	LETHUXOLO S	2019	5413212	1	6	6	100				7	6	85.7				27	27	100				18	18	100	19	18	94.7				22	1	4.5			
	LETHUXOLO S	2018	5413212	1	5	5	100										26	26	100				24	21	87.5	20	17	85				17	3	17.6			
	LIHLITEMBA S	2019	5413311	3	10	3	30				29	19	65.5	16	13	81.3	235	203	86.4	26	20	76.9	25	23	92	30	18	60	48	31	64.6	33	19	57.6	33	18	54.5

Province Districts	Centre Name	Year	Centre Number	Quintile	Subject Description																																			
					Accounting			Agricultural Sciences			Business Studies			Economics			English First Additional Language			Geography			History			Life Sciences			Mathematical Literacy			Mathematics			Physical Sciences					
					Total Wrote	Achieved30-100%	% Achieved at 30% and Above	Total Wrote	Achieved30-100%	% Achieved at 30% and Above	Total Wrote	Achieved30-100%	% Achieved at 30% and Above	Total Wrote	Achieved30-100%	% Achieved at 30% and Above	Total Wrote	Achieved30-100%	% Achieved at 30% and Above	Total Wrote	Achieved30-100%	% Achieved at 30% and Above	Total Wrote	Achieved30-100%	% Achieved at 30% and Above	Total Wrote	Achieved30-100%	% Achieved at 30% and Above	Total Wrote	Achieved30-100%	% Achieved at 30% and Above	Total Wrote	Achieved30-100%	% Achieved at 30% and Above	Total Wrote	Achieved30-100%	% Achieved at 30% and Above			
ILEMBE	LIHLITHEMBA S	2018	5413311	3	11	4	36.4	17	5	29.4	62	15	24.2	44	7	15.9	173	153	88.4	42	18	42.9	23	13	56.5	20	15	75	74	18	24.3	19	10	52.6	20	12	60			
	LUKHASA S	2019	5413312	2	17	17	100				29	25	86.2	13	13	100	56	48	85.7							23	9	39.1				20	10	50	8	7	87.5			
	LUKHASA S	2018	5413312	2	18	10	55.6				49	30	61.2	32	23	71.9	50	49	98							18	14	77.8				35	16	45.7	14	10	71.4			
	MABAYANA S	2019	5413313	2							23	12	52.2				26	24	92.3							13	13	100	26	8	30.8	9	7	77.8	13	0	0	10	3	30
	MABAYANA S	2018	5413313	2	6	3	50				55	13	23.6	6	4	66.7	65	59	90.8							34	29	85.3	56	12	21.4	29	4	13.8	25	1	4	18	2	11.1
	MACAPHUNA S	2019	5413213	1	7	3	42.9				7	4	57.1	6	1	16.7	6	6	100													6	0	0						
	MACAPHUNA S	2018	5413213	1	15	9	60				15	6	40	12	6	50	12	12	100													12	1	8.3						
	MADLANGA JS	2019	5413112	2	9	9	100				13	4	30.8				22	20	90.9							14	14	100				14	13	92.9	14	14	100			
	MADLANGA JS	2018	5413112	2	19	10	52.6							26	8	30.8	42	37	88.1							16	12	75				21	10	47.6	21	17	81			
	MAGUDWINI JS	2019	5413314	1	5	2	40				1	1	100	1	1	100	16	15	93.8	7	7	100	7	7	100	9	5	55.6				7	1	14.3						
	MAGUDWINI JS	2018	5413314	1	19	0	0				17	0	0	22	1	4.5	26	9	34.6	7	4	57.1	1	1	100	13	4	30.8				16	1	6.3	6	1	16.7			
	MAHLUBE S	2019	5413315	2	13	12	92.3				21	18	85.7	15	14	93.3	22	21	95.5													13	5	38.5	2	1	50			
	MAHLUBE S	2018	5413315	2	8	8	100				27	19	70.4	23	20	87	28	26	92.9													15	10	66.7	13	7	53.8			
	MANABA S	2019	5413316	1	4	4	100				5	3	60				6	6	100							5	3	60				3	0	0						
	MANABA S	2018	5413316	1	18	12	66.7				19	19	100				18	18	100							18	12	66.7				17	2	11.8						
	MANDINI ACADEMY	2019	5413113	5	9	8	88.9				26	23	88.5				2	2	100	33	33	100				19	19	100	12	12	100	26	22	84.6	13	12	92.3			
	MANDINI ACADEMY	2018	5413113	5	5	5	100				28	22	78.6				5	5	100	40	40	100				26	26	100	25	25	100	19	18	94.7	14	13	92.9			
	MANGCENGEZA JS	2019	5413214	1	11	11	100										16	15	93.8							13	10	76.9				11	2	18.2						
	MANGCENGEZA JS	2018	5413214	1	12	12	100										24	21	87.5							12	11	91.7				12	6	50						
	MANZINI S	2019	5413317	1	9	1	11.1				9	6	66.7	9	3	33.3	8	8	100													8	0	0						



Province Districts	Centre Name	Year	Centre Number	Quintile	Subject Description																																
					Accounting			Agricultural Sciences			Business Studies			Economics			English First Additional Language			Geography			History			Life Sciences			Mathematical Literacy			Mathematics			Physical Sciences		
					Total Wrote	Achieved30-100%	% Achieved at 30% and Above	Total Wrote	Achieved30-100%	% Achieved at 30% and Above	Total Wrote	Achieved30-100%	% Achieved at 30% and Above	Total Wrote	Achieved30-100%	% Achieved at 30% and Above	Total Wrote	Achieved30-100%	% Achieved at 30% and Above	Total Wrote	Achieved30-100%	% Achieved at 30% and Above	Total Wrote	Achieved30-100%	% Achieved at 30% and Above	Total Wrote	Achieved30-100%	% Achieved at 30% and Above	Total Wrote	Achieved30-100%	% Achieved at 30% and Above	Total Wrote	Achieved30-100%	% Achieved at 30% and Above			
ILEMBE	MSHIYANE H	2018	5413319	1	20	2	10				22	1	4.5	14	7	50	38	17	44.7							19	3	15.8				18	0	0	10	0	0
	MTHENGENI H	2019	5413117	3	16	14	87.5				44	39	88.6	43	34	79.1	153	150	98	80	76	95				77	54	70.1	50	22	44	67	13	19.4	53	40	75.5
	MTHENGENI H	2018	5413117	3	17	11	64.7				31	25	80.6	29	28	96.6	103	98	95.1	64	54	84.4				62	49	79				92	14	15.2	36	26	72.2
	MZINGEZWI S	2019	5413320	1	26	8	30.8				29	26	89.7	27	23	85.2	62	54	87.1	22	17	77.3	18	13	72.2	22	22	100	38	20	52.6	14	2	14.3	7	4	57.1
	MZINGEZWI S	2018	5413320	1	20	8	40				20	17	85	20	10	50	69	57	82.6	49	8	16.3	49	32	65.3	49	19	38.8	34	7	20.6	35	2	5.7			
	MZOBANZI JS	2019	5413220	3	10	5	50				12	11	91.7	18	11	61.1	20	19	95												10	1	10				
	MZOBANZI JS	2018	5413220	3	19	9	47.4				18	10	55.6	19	13	68.4	25	19	76												16	0	0				
	NDONDAKUSUKA SS	2019	5413118	3	9	3	33.3				17	13	76.5	19	10	52.6	55	51	92.7	15	13	86.7	26	12	46.2	20	12	60	17	11	64.7	14	4	28.6	11	5	45.5
	NDONDAKUSUKA SS	2018	5413118	3	6	3	50				15	6	40	21	4	19	53	52	98.1	24	21	87.5	28	18	64.3	25	20	80	15	5	33.3	24	10	41.7	10	7	70
	NDUKENDE S	2019	5413221	1	6	6	100				7	7	100	8	7	87.5	21	21	100							3	3	100				9	5	55.6	3	3	100
	NDUKENDE S	2018	5413221	1	3	2	66.7				7	6	85.7	6	4	66.7	32	31	96.9							10	10	100				15	5	33.3	9	7	77.8
	NGCOLOSI S	2019	5413222	2	7	3	42.9	23	19	82.6	27	16	59.3	19	12	63.2	24	24	100							17	7	41.2	10	8	80	11	3	27.3	7	3	42.9
	NGCOLOSI S	2018	5413222	2	9	3	33.3	46	17	37	46	22	47.8	36	14	38.9	48	37	77.1							37	15	40.5	25	6	24	23	12	52.2	12	6	50
	NGCONGANGCONGA H	2019	5413321	1	17	16	94.1				22	18	81.8	12	5	41.7	40	40	100	19	15	78.9	11	11	100	8	8	100	10	7	70	22	2	9.1	8	7	87.5
	NGCONGANGCONGA H	2018	5413321	1	17	15	88.2				26	18	69.2	15	8	53.3	48	47	97.9	22	8	36.4	21	19	90.5	8	8	100	12	8	66.7	23	5	21.7	7	6	85.7
	NGQOKWANE H	2019	5413223	1	3	2	66.7										21	19	90.5				18	18	100	15	12	80	17	16	94.1						
	NGQOKWANE H	2018	5413223	1	7	5	71.4				13	5	38.5				40	38	95				33	33	100	26	12	46.2	33	19	57.6						
	NGUNGWINI S	2019	5413322	1	5	3	60				23	19	82.6				48	41	85.4	9	5	55.6	23	21	91.3	6	6	100	20	12	60	6	2	33.3	3	3	100
	NGUNGWINI S	2018	5413322	1	4	1	25				24	16	66.7				46	37	80.4	9	6	66.7	27	26	96.3	12	11	91.7	23	5	21.7	12	1	8.3	7	2	28.6
	NJUBANJUBA S	2019	5413323	2	10	7	70				18	10	55.6	17	11	64.7	51	49	96.1							18	15	83.3	19	7	36.8	30	9	30	15	13	86.7

Province Districts	Centre Name	Year	Centre Number	Quintile	Subject Description																																	
					Accounting			Agricultural Sciences			Business Studies			Economics			English First Additional Language			Geography			History			Life Sciences			Mathematical Literacy			Mathematics			Physical Sciences			
					Total Wrote	Achieved30-100%	% Achieved at 30% and Above	Total Wrote	Achieved30-100%	% Achieved at 30% and Above	Total Wrote	Achieved30-100%	% Achieved at 30% and Above	Total Wrote	Achieved30-100%	% Achieved at 30% and Above	Total Wrote	Achieved30-100%	% Achieved at 30% and Above	Total Wrote	Achieved30-100%	% Achieved at 30% and Above	Total Wrote	Achieved30-100%	% Achieved at 30% and Above	Total Wrote	Achieved30-100%	% Achieved at 30% and Above	Total Wrote	Achieved30-100%	% Achieved at 30% and Above	Total Wrote	Achieved30-100%	% Achieved at 30% and Above				
ILEMBE	NJUBANJUBA S	2018	5413323	2	15	9	60				16	10	62.5	16	16	100	59	55	93.2							15	12	80	28	11	39.3	26	11	42.3	7	5	71.4	
	NKWENKWEZI S	2019	5413119	3	23	15	65.2	23	21	91.3	42	37	88.1	16	11	68.8	95	94	98.9							23	23	100	37	23	62.2	44	6	13.6	18	17	94.4	
	NKWENKWEZI S	2018	5413119	3	16	9	56.3	40	29	72.5	35	15	42.9	10	9	90	119	111	93.3	45	21	46.7				45	32	71.1	41	21	51.2	52	10	19.2	22	19	86.4	
	NOMBIKA S	2019	5413324	3	12	9	75	11	11	100	22	18	81.8	9	5	55.6	107	106	99.1	39	36	92.3	29	29	100	44	43	97.7	41	25	61	42	19	45.2	27	21	77.8	
	NOMBIKA S	2018	5413324	3	17	7	41.2	13	3	23.1	22	13	59.1	14	7	50	120	118	98.3	25	14	56	19	13	68.4	58	37	63.8	36	11	30.6	43	8	18.6	31	18	58.1	
	NONHLEVU S	2019	5413120	3	22	16	72.7				90	48	53.3	10	9	90	256	255	99.6	101	74	73.3	172	161	93.6	86	54	62.8	158	91	57.6	82	23	28	31	21	67.7	
	NONHLEVU S	2018	5413120	3	13	7	53.8				112	31	27.7	22	11	50	239	235	98.3	86	57	66.3	109	100	91.7	23	23	100	145	67	46.2	44	17	38.6	23	15	65.2	
	NQAKATHELA S	2019	5413325	2							7	5	71.4	7	4	57.1	53	53	100	11	10	90.9	11	11	100	21	18	85.7	33	28	84.8	7	2	28.6	6	6	100	
	NQAKATHELA S	2018	5413325	2							4	4	100	4	4	100	58	58	100	19	9	47.4	10	10	100	26	22	84.6	34	21	61.8	7	5	71.4	7	7	100	
	NTABINAMAFUTHA S	2019	5413326	2	2	2	100				11	11	100				19	16	84.2				13	10	76.9				5	4	80	6	0	0				
	NTABINAMAFUTHA S	2018	5413326	2	8	6	75				22	17	77.3				26	22	84.6				12	10	83.3	10	2	20	7	2	28.6	13	1	7.7				
	OUR LADY OF THE ROSARY S	2019	5413328	2	20	14	70	20	18	90	37	28	75.7	37	28	75.7	83	83	100	42	39	92.9	34	33	97.1	23	22	95.7	43	30	69.8	40	23	57.5	12	12	100	
	OUR LADY OF THE ROSARY S	2018	5413328	2	19	18	94.7	29	28	96.6	35	34	97.1	35	35	100	76	76	100	26	24	92.3	22	22	100	23	23	100				74	27	36.5	19	19	100	
	PHAKATHWAYO JS	2019	5413225	1	10	6	60	28	18	64.3	12	8	66.7	8	7	87.5	40	38	95								28	14	50				27	4	14.8	21	3	14.3
	PHAKATHWAYO JS	2018	5413225	1	10	7	70	28	25	89.3	10	7	70	9	8	88.9	62	60	96.8								27	22	81.5				58	13	22.4	26	18	69.2
	PHEZUKOMKHONO H	2019	5413226	1	20	15	75				40	38	95	20	17	85	62	62	100	31	28	90.3	56	54	96.4	33	24	72.7	19	19	100	31	7	22.6	16	14	87.5	
	PHEZUKOMKHONO H	2018	5413226	1	10	7	70				53	36	67.9	13	11	84.6	59	56	94.9	38	28	73.7	34	34	100	43	30	69.8	21	14	66.7	24	10	41.7	23	16	69.6	
	PHUZULWAZI S	2019	5413329	1	5	4	80				12	10	83.3	10	8	80	12	12	100								2	2	100				7	0	0			
	PHUZULWAZI S	2018	5413329	1	14	12	85.7				25	20	80	24	16	66.7	25	24	96								5	4	80				18	2	11.1			

Province Districts	Centre Name	Year	Centre Number	Quintile	Subject Description																																
					Accounting			Agricultural Sciences			Business Studies			Economics			English First Additional Language			Geography			History			Life Sciences			Mathematical Literacy			Mathematics			Physical Sciences		
					Total Wrote	Achieved30-100%	% Achieved at 30% and Above	Total Wrote	Achieved30-100%	% Achieved at 30% and Above	Total Wrote	Achieved30-100%	% Achieved at 30% and Above	Total Wrote	Achieved30-100%	% Achieved at 30% and Above	Total Wrote	Achieved30-100%	% Achieved at 30% and Above	Total Wrote	Achieved30-100%	% Achieved at 30% and Above	Total Wrote	Achieved30-100%	% Achieved at 30% and Above	Total Wrote	Achieved30-100%	% Achieved at 30% and Above	Total Wrote	Achieved30-100%	% Achieved at 30% and Above	Total Wrote	Achieved30-100%	% Achieved at 30% and Above			
ILEMBE	QALAKAHLE H	2019	5413330	2											118	118	100	85	47	55.3	36	36	100	37	21	56.8	112	72	64.3	9	3	33.3	9	5	55.6		
	QALAKAHLE H	2018	5413330	2											62	61	98.4	36	19	52.8	39	33	84.6	36	21	58.3	57	21	36.8	7	3	42.9	7	5	71.4		
	QINISANI H	2019	5413331	2	36	18	50				142	69	48.6	154	43	27.9	230	223	97							61	33	54.1	110	74	67.3	95	47	49.5	59	44	74.6
	QINISANI H	2018	5413331	2	30	21	70				116	65	56	125	39	31.2	193	185	95.9							52	43	82.7	86	46	53.5	83	61	73.5	52	42	80.8
	QOQULWAZI S	2019	5413121	2	18	18	100				17	17	100	17	17	100	41	41	100	21	13	61.9				21	11	52.4	13	12	92.3	23	4	17.4	19	10	52.6
	QOQULWAZI S	2018	5413121	2	11	11	100				16	8	50	13	13	100	47	36	76.6	28	13	46.4				25	15	60				34	8	23.5	23	8	34.8
	QWABE S	2019	5413227	1							31	12	38.7				44	42	95.5	42	22	52.4				11	4	36.4	32	27	84.4	8	2	25	11	7	63.6
	QWABE S	2018	5413227	1	12	8	66.7				73	20	27.4	12	8	66.7	99	70	70.7	68	23	33.8				27	11	40.7	55	19	34.5	27	6	22.2	25	13	52
	SABUYAZE H	2019	5413228	1	33	30	90.9										91	83	91.2	35	26	74.3	46	40	87	69	47	68.1	42	32	76.2	33	26	78.8	35	19	54.3
	SABUYAZE H	2018	5413228	1	15	14	93.3										90	87	96.7	58	36	62.1	67	59	88.1	74	29	39.2	65	46	70.8	14	9	64.3	14	4	28.6
	SAKHISIZWE H	2019	5413229	1							23	20	87				61	61	100	27	24	88.9	33	32	97	10	9	90	52	28	53.8	9	4	44.4	9	9	100
	SAKHISIZWE H	2018	5413229	1							23	8	34.8				60	55	91.7	27	14	51.9	23	20	87	21	11	52.4	32	11	34.4	10	7	70	11	3	27.3
	SHAKASKRAAL S	2019	5413122	4				1	1	100	54	42	77.8							59	59	100	14	13	92.9	19	19	100	60	59	98.3	12	7	58.3	8	8	100
	SHAKASKRAAL S	2018	5413122	4							55	37	67.3							52	48	92.3	23	23	100	16	16	100	70	68	97.1						
	SHEKEMBULA H	2019	5413123	3	5	5	100	13	13	100	12	11	91.7				25	25	100	7	7	100	6	6	100	14	10	71.4	13	12	92.3	13	3	23.1	8	4	50
	SHEKEMBULA H	2018	5413123	3	6	3	50	16	15	93.8	30	15	50				47	45	95.7	24	15	62.5	9	9	100	18	16	88.9	33	18	54.5	15	5	33.3	9	9	100
	SIBONGINHLANHLA S	2019	5413332	1	3	3	100				5	3	60	2	1	50	7	6	85.7										5	5	100						
	SIBONGINHLANHLA S	2018	5413332	1	2	1	50				3	1	33.3	5	0	0	10	9	90													2	0	0			
	SIKHONJWA SS	2019	5413230	1	3	2	66.7				8	7	87.5	3	2	66.7	11	10	90.9				11	7	63.6	7	5	71.4				10	1	10			
	SIKHONJWA SS	2018	5413230	1	9	6	66.7				12	5	41.7				16	11	68.8	3	2	66.7	16	7	43.8	12	2	16.7				16	0	0			





Province Districts	Centre Name	Year	Centre Number	Quintile	Subject Description																																					
					Accounting			Agricultural Sciences			Business Studies			Economics			English First Additional Language			Geography			History			Life Sciences			Mathematical Literacy			Mathematics			Physical Sciences							
					Total Wrote	Achieved30-100%	% Achieved at 30% and Above	Total Wrote	Achieved30-100%	% Achieved at 30% and Above	Total Wrote	Achieved30-100%	% Achieved at 30% and Above	Total Wrote	Achieved30-100%	% Achieved at 30% and Above	Total Wrote	Achieved30-100%	% Achieved at 30% and Above	Total Wrote	Achieved30-100%	% Achieved at 30% and Above	Total Wrote	Achieved30-100%	% Achieved at 30% and Above	Total Wrote	Achieved30-100%	% Achieved at 30% and Above	Total Wrote	Achieved30-100%	% Achieved at 30% and Above	Total Wrote	Achieved30-100%	% Achieved at 30% and Above								
ILEMBE	STANGER H	2019	5413127	4	15	14	93.3				64	53	82.8										68	61	89.7	31	29	93.5	68	64	94.1	49	41	83.7	60	28	46.7	21	21	100		
	STANGER H	2018	5413127	4	10	9	90				57	44	77.2										52	46	88.5	20	20	100	40	38	95	49	39	79.6	35	17	48.6	13	13	100		
	STANGER MANOR S	2019	5413129	5	47	46	97.9				112	84	75										143	142	99.3	25	25	100	136	116	85.3	83	74	89.2	114	99	86.8	64	62	96.9		
	STANGER MANOR S	2018	5413129	5	65	63	96.9				107	81	75.7										127	122	96.1	22	22	100	167	143	85.6	95	82	86.3	121	101	83.5	68	65	95.6		
	STANGER ML SULTAN S	2019	5413128	4	11	10	90.9				96	53	55.2			118	118	100	93	64	68.8	23	21	91.3	25	13	52	92	66	71.7	27	11	40.7	14	11	78.6						
	STANGER ML SULTAN S	2018	5413128	4	12	8	66.7				73	24	32.9			145	144	99.3	53	30	56.6	18	15	83.3	22	14	63.6	56	28	50	28	19	67.9	19	19	100						
	STANGER S	2019	5413130	4	11	6	54.5				102	61	59.8	24	9	37.5							81	61	75.3				61	48	78.7	97	85	87.6	64	29	45.3	45	35	77.8		
	STANGER S	2018	5413130	4	22	17	77.3				68	40	58.8	13	7	53.8							76	53	69.7				49	45	91.8	52	42	80.8	60	25	41.7	37	30	81.1		
	STANGER SOUTH S	2019	5413131	4	8	8	100				32	24	75	8	6	75	95	95	100	83	76	91.6	31	31	100	49	39	79.6	42	41	97.6	42	30	71.4	35	33	94.3					
	STANGER SOUTH S	2018	5413131	4	14	14	100				29	27	93.1	15	12	80	57	57	100	37	33	89.2	23	23	100	22	21	95.5	25	23	92	25	22	88	12	11	91.7					
	THANDAYIPHI JS	2019	5413233	1	5	3	60				4	4	100	8	8	100	8	8	100																							
	THANDAYIPHI JS	2018	5413233	1	14	2	14.3				14	2	14.3	14	10	71.4	14	14	100																							
	THEO HLALANATHI S	2019	5413234	1							18	7	38.9	22	10	45.5	22	15	68.2							14	2	14.3	13	7	53.8											
	THEO HLALANATHI S	2018	5413234	1							32	7	21.9	29	20	69	32	21	65.6							31	7	22.6	30	6	20											
	THUKELA S	2019	5413137	3	5	3	60	21	21	100	24	17	70.8	9	7	77.8	85	84	98.8	24	21	87.5				31	25	80.6	29	27	93.1	29	19	65.5	25	23	92					
	THUKELA S	2018	5413137	3	12	5	41.7	16	16	100	33	17	51.5	19	17	89.5	102	98	96.1	28	22	78.6				31	29	93.5	40	27	67.5	31	20	64.5	19	18	94.7					
	TSHANA H	2019	5413132	3	9	2	22.2				19	10	52.6	11	9	81.8	74	74	100	13	11	84.6				20	16	80	5	5	100	16	7	43.8	10	9	90					
	TSHANA H	2018	5413132	3	7	5	71.4				32	23	71.9	31	29	93.5	95	92	96.8	51	26	51				48	22	45.8	37	20	54.1	41	11	26.8	36	12	33.3					
	TSHELENKOSI S	2019	5413133	4	7	4	57.1				49	40	81.6	7	3	42.9	107	106	99.1	48	41	85.4	51	50	98	22	20	90.9	41	35	85.4	33	18	54.5	27	17	63					
	TSHELENKOSI S	2018	5413133	4	9	1	11.1				48	31	64.6	10	8	80	121	121	100	61	40	65.6	62	62	100	30	26	86.7	57	35	61.4	42	27	64.3	33	27	81.8					

Province Districts	Centre Name	Year	Centre Number	Quintile	Subject Description																																
					Accounting			Agricultural Sciences			Business Studies			Economics			English First Additional Language			Geography			History			Life Sciences			Mathematical Literacy			Mathematics			Physical Sciences		
					Total Wrote	Achieved30-100%	% Achieved at 30% and Above	Total Wrote	Achieved30-100%	% Achieved at 30% and Above	Total Wrote	Achieved30-100%	% Achieved at 30% and Above	Total Wrote	Achieved30-100%	% Achieved at 30% and Above	Total Wrote	Achieved30-100%	% Achieved at 30% and Above	Total Wrote	Achieved30-100%	% Achieved at 30% and Above	Total Wrote	Achieved30-100%	% Achieved at 30% and Above	Total Wrote	Achieved30-100%	% Achieved at 30% and Above	Total Wrote	Achieved30-100%	% Achieved at 30% and Above	Total Wrote	Achieved30-100%	% Achieved at 30% and Above	Total Wrote	Achieved30-100%	% Achieved at 30% and Above
ILEMBE	TSHUTSHUTSHU S	2019	5413235	1	19	9	47.4				29	28	96.6	33	20	60.6	86	83	96.5	49	39	79.6	36	35	97.2	15	15	100	50	44	88	20	11	55	14	12	85.7
	TSHUTSHUTSHU S	2018	5413235	1	8	7	87.5				9	8	88.9	11	8	72.7	63	62	98.4	47	32	68.1	28	28	100	24	24	100	24	15	62.5	28	16	57.1	21	15	71.4
	TUGELA S	2019	5413134	3	18	18	100				61	61	100	20	20	100	100	100	100	95	95	100	23	23	100	47	47	100	35	32	91.4	79	58	73.4	60	59	98.3
	TUGELA S	2018	5413134	3	24	24	100				73	70	95.9	24	24	100	96	96	100	92	84	91.3	38	38	100	46	46	100	46	39	84.8	88	45	51.1	63	60	95.2
	UBUHLEBESIZWE JS	2019	5413338	1	20	13	65				20	14	70	23	15	65.2	82	78	95.1	42	34	81	19	15	78.9	51	35	68.6	33	28	84.8	42	27	64.3	37	27	73
	UBUHLEBESIZWE JS	2018	5413338	1	26	14	53.8				29	13	44.8	24	15	62.5	103	84	81.6	47	28	59.6	22	21	95.5	58	38	65.5	10	7	70	69	24	34.8	42	14	33.3
	UDUMO H	2019	5413135	3	17	15	88.2	0	0		54	48	88.9	28	20	71.4	94	94	100	62	61	98.4	40	40	100	40	32	80	39	36	92.3	47	26	55.3	31	24	77.4
	UDUMO H	2018	5413135	3	23	23	100				81	63	77.8	46	43	93.5	100	100	100	49	46	93.9	57	54	94.7	18	17	94.4	51	39	76.5	40	28	70	18	18	100
	UKUKHANYAKWEZWE JS	2019	5413237	1	9	8	88.9				42	36	85.7	24	20	83.3	46	46	100							23	12	52.2	32	30	93.8	12	3	25	8	6	75
	UKUKHANYAKWEZWE JS	2018	5413237	1	9	9	100				25	23	92	15	15	100	28	28	100							10	9	90	15	13	86.7	11	10	90.9	4	4	100
	UKUZAMAKWETHU S	2019	5413339	2	5	1	20				14	10	71.4				16	16	100							15	7	46.7				14	3	21.4	9	5	55.6
	UKUZAMAKWETHU S	2018	5413339	2	8	2	25				18	9	50	1	1	100	19	14	73.7							15	9	60				16	6	37.5	8	4	50
	UMZWANGEDWA H	2019	5413238	1	9	2	22.2	18	6	33.3							18	15	83.3				3	3	100	18	2	11.1				18	1	5.6	6	2	33.3
	UMZWANGEDWA H	2018	5413238	1	6	1	16.7	13	7	53.8							21	18	85.7							12	9	75				9	1	11.1	8	6	75
	UYIKHULU S	2019	5413340	1	12	12	100				13	12	92.3	12	12	100	13	13	100													11	1	9.1			
	UYIKHULU S	2018	5413340	1	17	5	29.4				22	8	36.4	17	10	58.8	22	14	63.6													17	1	5.9			
	VELANGEZWI H	2019	5413239	1	20	5	25				39	16	41	21	17	81	107	90	84.1	59	30	50.8	19	19	100	44	17	38.6	38	27	71.1	39	12	30.8	44	9	20.5
	VELANGEZWI H	2018	5413239	1	21	6	28.6				33	12	36.4	28	10	35.7	73	59	80.8	28	10	35.7	15	11	73.3	27	11	40.7	33	10	30.3	22	6	27.3	21	3	14.3
	VUKILE H	2019	5413240	2	14	13	92.9				43	31	72.1	41	37	90.2	197	196	99.5	152	107	70.4	96	90	93.8	150	97	64.7	128	99	77.3	67	49	73.1	53	41	77.4

Province Districts	Centre Name	Year	Centre Number	Quintile	Subject Description																																
					Accounting			Agricultural Sciences			Business Studies			Economics			English First Additional Language			Geography			History			Life Sciences			Mathematical Literacy			Mathematics			Physical Sciences		
					Total Wrote	Achieved30-100%	% Achieved at 30% and Above	Total Wrote	Achieved30-100%	% Achieved at 30% and Above	Total Wrote	Achieved30-100%	% Achieved at 30% and Above	Total Wrote	Achieved30-100%	% Achieved at 30% and Above	Total Wrote	Achieved30-100%	% Achieved at 30% and Above	Total Wrote	Achieved30-100%	% Achieved at 30% and Above	Total Wrote	Achieved30-100%	% Achieved at 30% and Above	Total Wrote	Achieved30-100%	% Achieved at 30% and Above	Total Wrote	Achieved30-100%	% Achieved at 30% and Above	Total Wrote	Achieved30-100%	% Achieved at 30% and Above			
ILEMBE	VUKILE H	2018	5413240	2	23	17	73.9				50	25	50	50	38	76	192	190	99	140	102	72.9	90	79	87.8	131	101	77.1	124	76	61.3	70	35	50	48	32	66.7
	WOSIYANE S	2019	5413342	1	6	4	66.7										10	9	90	10	8	80									5	4	80	5	4	80	
	WOSIYANE S	2018	5413342	1	10	4	40										15	11	73.3	12	4	33.3									8	4	50	10	4	40	
	ZAKARIYYA MUSLIM	2019	5413136	99	14	14	100				21	20	95.2							24	24	100				32	32	100	18	18	100	20	20	100	17	17	100
	ZAKARIYYA MUSLIM	2018	5413136	99	11	11	100				14	10	71.4							18	18	100				22	22	100	10	10	100	19	17	89.5	15	14	93.3
	ZEPHANIA S	2019	5413241	2	11	9	81.8	32	29	90.6	13	9	69.2	17	14	82.4	85	85	100	30	30	100	30	30	100	36	34	94.4	29	21	72.4	35	25	71.4	22	9	40.9
	ZEPHANIA S	2018	5413241	2	10	7	70	28	16	57.1	12	10	83.3	15	11	73.3	73	67	91.8	34	19	55.9	28	27	96.4	28	24	85.7	30	9	30	28	17	60.7	17	4	23.5
KING CETSHWAYO	AMABUYE S	2019	5113238	2	7	4	57.1	23	13	56.5	7	5	71.4	7	5	71.4	69	66	95.7	35	25	71.4				35	19	54.3	27	17	63	16	10	62.5	16	14	87.5
	AMABUYE S	2018	5113238	2	13	4	30.8	24	15	62.5	24	8	33.3	14	9	64.3	81	72	88.9	47	29	61.7				46	28	60.9	31	16	51.6	28	11	39.3	18	13	72.2
	AMANGWE H	2019	5113401	3				19	16	84.2							37	36	97.3	16	10	62.5				23	18	78.3	13	10	76.9	17	8	47.1	14	11	78.6
	AMANGWE H	2018	5113401	3				48	43	89.6							74	74	100	40	20	50				54	40	74.1	26	21	80.8	25	11	44	22	18	81.8
	AMAPHUTHU H	2019	5113301	1													23	23	100	20	11	55				20	15	75				16	2	12.5	16	3	18.8
	AMAPHUTHU H	2018	5113301	1	13	3	23.1				17	2	11.8	13	5	38.5	42	36	85.7	26	10	38.5				28	16	57.1				38	7	18.4	24	7	29.2
	AMAZONDI JS	2019	5113302	1	10	8	80	19	17	89.5	10	9	90	17	6	35.3	44	40	90.9							27	15	55.6				28	12	42.9	19	13	68.4
	AMAZONDI JS	2018	5113302	1	19	12	63.2	21	18	85.7	22	19	86.4	19	11	57.9	47	39	83							25	19	76				40	23	57.5	21	19	90.5
	AQUADENE S	2019	5113402	5	15	13	86.7	13	10	76.9	45	25	55.6	21	16	76.2				32	30	93.8				76	62	81.6	44	40	90.9	66	40	60.6	66	49	74.2
	AQUADENE S	2018	5113402	5	16	14	87.5	21	18	85.7	26	18	69.2	24	22	91.7				63	40	63.5				109	80	73.4	72	55	76.4	61	27	44.3	50	37	74
	BAGIBILE H	2019	5113101	2	10	6	60	29	26	89.7	21	18	85.7	18	16	88.9	40	40	100	17	17	100				17	17	100	31	31	100	7	7	100			
	BAGIBILE H	2018	5113101	2	5	3	60	56	47	83.9	26	22	84.6	14	13	92.9	60	59	98.3	31	27	87.1				40	34	85	33	30	90.9	19	15	78.9			
	BALONDO H	2019	5113403	3													68	60	88.2	53	39	73.6				53	27	50.9	27	14	51.9	25	5	20	17	10	58.8

Province Districts	Centre Name	Year	Centre Number	Quintile	Subject Description																																			
					Accounting			Agricultural Sciences			Business Studies			Economics			English First Additional Language			Geography			History			Life Sciences			Mathematical Literacy			Mathematics			Physical Sciences					
					Total Wrote	Achieved30-100%	% Achieved at 30% and Above	Total Wrote	Achieved30-100%	% Achieved at 30% and Above	Total Wrote	Achieved30-100%	% Achieved at 30% and Above	Total Wrote	Achieved30-100%	% Achieved at 30% and Above	Total Wrote	Achieved30-100%	% Achieved at 30% and Above	Total Wrote	Achieved30-100%	% Achieved at 30% and Above	Total Wrote	Achieved30-100%	% Achieved at 30% and Above	Total Wrote	Achieved30-100%	% Achieved at 30% and Above	Total Wrote	Achieved30-100%	% Achieved at 30% and Above	Total Wrote	Achieved30-100%	% Achieved at 30% and Above						
KING CETSHWAYO	BALONDO H	2018	5113403	3											47	39	83	34	21	61.8	1	1	100	31	16	51.6	14	3	21.4	16	4	25	9	3	33.3					
	BHAMU H	2019	5113103	2	1	1	100				7	6	85.7			33	23	69.7	6	6	100				7	6	85.7	33	14	42.4										
	BHAMU H	2018	5113103	2	4	4	100				24	15	62.5			30	25	83.3	24	8	33.3				25	14	56	21	12	57.1	6	0	0							
	BHEKESHOWE H	2019	5113104	2	8	4	50	34	13	38.2	9	7	77.8	9	6	66.7	58	58	100	25	20	80	34	27	79.4	13	13	100	31	23	74.2	13	4	30.8	8	7	87.5			
	BHEKESHOWE H	2018	5113104	2	17	8	47.1	43	26	60.5	8	4	50	5	5	100	60	57	95	27	16	59.3	40	34	85	37	27	73	30	19	63.3	18	2	11.1	12	9	75			
	BHEKIKUSASA H	2019	5113405	2				55	36	65.5	57	25	43.9				116	113	97.4	112	83	74.1	94	83	88.3	56	42	75	90	66	73.3	22	10	45.5	22	15	68.2			
	BHEKIKUSASA H	2018	5113405	2				52	35	67.3	34	20	58.8				98	90	91.8	98	50	51	55	55	100	46	39	84.8	55	43	78.2	25	12	48	25	14	56			
	BHEKUKWAZI S	2019	5113406	2				38	17	44.7	38	18	47.4	13	10	76.9	38	36	94.7				14	14	100	15	12	80	13	6	46.2	15	4	26.7	14	8	57.1			
	BHEKUKWAZI S	2018	5113406	2				40	9	22.5	41	11	26.8	12	8	66.7	39	31	79.5				13	11	84.6	18	14	77.8	12	5	41.7	18	1	5.6	16	6	37.5			
	BHILIBANA JS	2019	5113303	1				6	6	100	16	9	56.3				23	19	82.6				14	9	64.3	18	11	61.1	12	8	66.7	5	2	40	6	4	66.7			
	BHILIBANA JS	2018	5113303	1				8	4	50	19	10	52.6				27	21	77.8				20	12	60	27	14	51.9	20	10	50	7	0	0	7	0	0			
	BHUQWINI H	2019	5113304	1				75	67	89.3							83	81	97.6				39	38	97.4	75	63	84	28	26	92.9	40	28	70	39	37	94.9			
	BHUQWINI H	2018	5113304	1				88	79	89.8							88	88	100				53	45	84.9	82	74	90.2	53	43	81.1	35	22	62.9	35	34	97.1			
	BIRDSVIEW ACADEMY	2019	5113477	99	7	7	100				5	5	100							4	4	100				13	13	100							15	14	93.3	13	13	100
	BIRDSVIEW ACADEMY	2018	5113477	99	9	9	100				10	10	100							4	4	100				12	12	100							16	15	93.8	14	14	100
	BIRDSWOOD S	2019	5113478	4	11	10	90.9				16	14	87.5	12	9	75				41	34	82.9				43	36	83.7	28	28	100	27	14	51.9	15	14	93.3			
	BIRDSWOOD S	2018	5113478	4	7	7	100				18	15	83.3	9	9	100				40	36	90				59	48	81.4	12	9	75	52	29	55.8	38	32	84.2			
	BIZIMALI H	2019	5113305	1	92	49	53.3	338	299	88.5	125	103	82.4	92	73	79.3	547	542	99.1	422	375	88.9	49	47	95.9	420	354	84.3				548	189	34.5	373	232	62.2			
	BIZIMALI H	2018	5113305	1	72	40	55.6	318	288	90.6	109	90	82.6	72	66	91.7	525	522	99.4	419	324	77.3	62	60	96.8	418	366	87.6				530	237	44.7	357	266	74.5			
	CEBISA H	2019	5113407	2	10	4	40	26	22	84.6	32	26	81.3	17	10	58.8	36	36	100				16	16	100	16	8	50	18	11	61.1	12	0	0						

Province Districts	Centre Name	Year	Centre Number	Quintile	Subject Description																																
					Accounting			Agricultural Sciences			Business Studies			Economics			English First Additional Language			Geography			History			Life Sciences			Mathematical Literacy			Mathematics			Physical Sciences		
					Total Wrote	Achieved30-100%	% Achieved at 30% and Above	Total Wrote	Achieved30-100%	% Achieved at 30% and Above	Total Wrote	Achieved30-100%	% Achieved at 30% and Above	Total Wrote	Achieved30-100%	% Achieved at 30% and Above	Total Wrote	Achieved30-100%	% Achieved at 30% and Above	Total Wrote	Achieved30-100%	% Achieved at 30% and Above	Total Wrote	Achieved30-100%	% Achieved at 30% and Above	Total Wrote	Achieved30-100%	% Achieved at 30% and Above	Total Wrote	Achieved30-100%	% Achieved at 30% and Above	Total Wrote	Achieved30-100%	% Achieved at 30% and Above	Total Wrote	Achieved30-100%	% Achieved at 30% and Above
KING CETSHWAYO	CEBISA H	2018	5113407	2	19	0	0	51	20	39.2	56	23	41.1	28	17	60.7	60	47	78.3				28	28	100	25	9	36	25	10	40	20	0	0			
	DLAMVUZU SS	2019	5113201	5	14	7	50				22	11	50	22	12	54.5	145	136	93.8	63	57	90.5				53	40	75.5	20	17	85	45	12	26.7	30	21	70
	DLAMVUZU SS	2018	5113201	5	11	8	72.7				14	7	50	15	14	93.3	123	121	98.4	67	59	88.1				56	49	87.5	27	20	74.1	45	21	46.7	30	21	70
	DLANGEZWA H	2019	5113202	4	19	15	78.9	36	35	97.2	19	18	94.7	19	18	94.7	178	177	99.4	67	49	73.1				159	121	76.1				178	67	37.6	159	76	47.8
	DLANGEZWA H	2018	5113202	4	14	11	78.6	30	26	86.7	15	12	80	14	13	92.9	164	163	99.4	59	46	78				126	115	91.3				161	85	52.8	148	106	71.6
	DLEMUDLEMU S	2019	5113408	2	26	23	88.5	29	29	100	30	24	80	26	25	96.2	78	78	100	17	15	88.2	19	19	100	29	29	100	43	40	93	26	18	69.2	27	27	100
	DLEMUDLEMU S	2018	5113408	2	34	31	91.2	29	28	96.6	40	35	87.5	35	35	100	86	86	100	18	17	94.4	15	15	100	30	27	90	51	40	78.4	27	22	81.5	26	25	96.2
	DLOZILESIZWE COMBINED SCHOOL	2019	5113144	1													26	20	76.9	24	7	29.2	26	15	57.7	25	5	20				23	0	0			
	DLOZILESIZWE COMBINED SCHOOL	2018	5113144	1													25	14	56	21	6	28.6	19	19	100	25	12	48				20	0	0			
	DONDOTHA H	2019	5113409	3							26	18	69.2	16	13	81.3	31	29	93.5							25	16	64	18	7	38.9	13	7	53.8	12	12	100
	DONDOTHA H	2018	5113409	3							29	7	24.1	23	10	43.5	32	25	78.1							23	2	8.7	15	4	26.7	10	2	20	9	4	44.4
	DOVER COMBINED	2019	5113410	3							40	12	30				82	78	95.1	32	22	68.8	41	40	97.6	31	23	74.2	32	28	87.5	31	11	35.5	31	11	35.5
	DOVER COMBINED	2018	5113410	3													50	48	96	24	24	100	28	28	100	20	19	95	24	18	75	16	14	87.5	16	12	75
	DR SJ BALOYI	2019	5113306	2	30	29	96.7	68	61	89.7	29	19	65.5	33	28	84.8	111	105	94.6	76	75	98.7				79	79	100				96	89	92.7	74	74	100
	DR SJ BALOYI	2018	5113306	2	29	15	51.7	114	53	46.5	32	14	43.8	113	70	61.9	119	102	85.7							79	46	58.2				114	22	19.3	76	43	56.6
	DUMANIKAHLE H	2019	5113411	2	8	6	75				59	39	66.1	22	15	68.2	113	110	97.3	68	54	79.4	58	51	87.9	31	28	90.3	56	46	82.1	31	21	67.7	31	24	77.4
	DUMANIKAHLE H	2018	5113411	2	18	6	33.3				80	57	71.3	32	27	84.4	125	119	95.2	91	54	59.3	64	58	90.6	43	33	76.7	61	29	47.5	63	24	38.1	43	23	53.5
	EKUPHELENI S	2019	5113412	3	10	5	50	32	29	90.6	86	45	52.3	35	21	60	169	167	98.8	96	66	68.8	79	54	68.4	33	29	87.9	101	67	66.3	43	16	37.2	35	21	60
	EKUPHELENI S	2018	5113412	3	3	2	66.7	31	26	83.9	88	36	40.9	21	14	66.7	148	145	98	101	56	55.4	69	60	87	32	26	81.3	111	38	34.2	34	16	47.1	32	27	84.4

Province Districts	Centre Name	Year	Centre Number	Quintile	Subject Description																																
					Accounting			Agricultural Sciences			Business Studies			Economics			English First Additional Language			Geography			History			Life Sciences			Mathematical Literacy			Mathematics			Physical Sciences		
					Total Wrote	Achieved30-100%	% Achieved at 30% and Above	Total Wrote	Achieved30-100%	% Achieved at 30% and Above	Total Wrote	Achieved30-100%	% Achieved at 30% and Above	Total Wrote	Achieved30-100%	% Achieved at 30% and Above	Total Wrote	Achieved30-100%	% Achieved at 30% and Above	Total Wrote	Achieved30-100%	% Achieved at 30% and Above	Total Wrote	Achieved30-100%	% Achieved at 30% and Above	Total Wrote	Achieved30-100%	% Achieved at 30% and Above	Total Wrote	Achieved30-100%	% Achieved at 30% and Above	Total Wrote	Achieved30-100%	% Achieved at 30% and Above			
KING CETSHWAYO	ELANGENI S	2019	5113413	1				0	0								48	34	70.8	34	21	61.8				36	21	58.3	23	13	56.5	12	3	25	13	4	30.8
	ELANGENI S	2018	5113413	1										76	53	69.7	62	28	45.2				62	27	43.5	43	11	25.6	19	3	15.8	19	9	47.4			
	EMKHAYIDENI TECHNICAL H	2019	5113414	3	9	2	22.2				12	3	25	12	1	8.3	169	168	99.4	95	82	86.3				95	59	62.1				59	36	61	55	53	96.4
	EMKHAYIDENI TECHNICAL H	2018	5113414	3	10	9	90				13	7	53.8	13	12	92.3	125	125	100	66	51	77.3				68	53	77.9				76	28	36.8	71	47	66.2
	EMONDINI H	2019	5113415	3	5	5	100	8	6	75	6	5	83.3	7	6	85.7	111	106	95.5	73	45	61.6	73	63	86.3	12	11	91.7	74	43	58.1	12	7	58.3	7	7	100
	EMONDINI H	2018	5113415	3	9	3	33.3	106	38	35.8	9	7	77.8	10	9	90	137	114	83.2	83	28	33.7	39	26	66.7	27	11	40.7	83	36	43.4	33	3	9.1	24	12	50
	EMOYENI H	2019	5113203	3	6	1	16.7				6	6	100	6	6	100	32	31	96.9	20	18	90				25	20	80				25	12	48	21	13	61.9
	EMOYENI H	2018	5113203	3	6	5	83.3				9	4	44.4	13	10	76.9	40	40	100	18	6	33.3				17	11	64.7				28	9	32.1	8	8	100
	EMPANGENI H	2019	5113416	5	35	35	100				84	75	89.3				27	27	100	51	51	100	75	75	100	138	132	95.7	75	75	100	149	130	87.2	113	93	82.3
	EMPANGENI H	2018	5113416	5	48	48	100				83	72	86.7				34	34	100	54	52	96.3	71	71	100	122	120	98.4	63	63	100	152	133	87.5	101	90	89.1
	EMTHUNGWENI H	2019	5113308	1				30	14	46.7	16	5	31.3	16	6	37.5	30	28	93.3							14	13	92.9	16	7	43.8	14	2	14.3	14	9	64.3
	EMTHUNGWENI H	2018	5113308	1	8	2	25	36	7	19.4	27	4	14.8	34	9	26.5	57	33	57.9							23	9	39.1	26	10	38.5	19	3	15.8	19	6	31.6
	ENCUTSHINI H	2019	5113417	2													16	16	100	14	9	64.3				16	5	31.3	14	7	50						
	ENCUTSHINI H	2018	5113417	2				0	0								0	0		0	0					0	0					0	0				
	ENHLANGWINI S	2019	5113418	2							20	20	100				35	34	97.1	30	25	83.3				32	24	75	23	20	87	5	3	60	6	4	66.7
	ENHLANGWINI S	2018	5113418	2							33	9	27.3				53	47	88.7	46	15	32.6				45	16	35.6	28	7	25	15	4	26.7	15	6	40
	ENTEMBENI H	2019	5113419	2				17	9	52.9	9	6	66.7	9	4	44.4	30	25	83.3				13	9	69.2	12	7	58.3	9	6	66.7	12	1	8.3	12	7	58.3
	ENTEMBENI H	2018	5113419	2	24	13	54.2	34	22	64.7	27	11	40.7	24	11	45.8	61	57	93.4							30	17	56.7				54	5	9.3	30	17	56.7
	ESHOWE H	2019	5113105	5	35	34	97.1				44	43	97.7	51	48	94.1				53	53	100	19	19	100	50	50	100	39	39	100	72	67	93.1	28	26	92.9



Province Districts	Centre Name	Year	Centre Number	Quintile	Subject Description																																
					Accounting			Agricultural Sciences			Business Studies			Economics			English First Additional Language			Geography			History			Life Sciences			Mathematical Literacy			Mathematics			Physical Sciences		
					Total Wrote	Achieved30-100%	% Achieved at 30% and Above	Total Wrote	Achieved30-100%	% Achieved at 30% and Above	Total Wrote	Achieved30-100%	% Achieved at 30% and Above	Total Wrote	Achieved30-100%	% Achieved at 30% and Above	Total Wrote	Achieved30-100%	% Achieved at 30% and Above	Total Wrote	Achieved30-100%	% Achieved at 30% and Above	Total Wrote	Achieved30-100%	% Achieved at 30% and Above	Total Wrote	Achieved30-100%	% Achieved at 30% and Above	Total Wrote	Achieved30-100%	% Achieved at 30% and Above	Total Wrote	Achieved30-100%	% Achieved at 30% and Above			
KING CETSHWAYO	ESHOWE H	2018	5113105	5	28	28	100				37	32	86.5	32	31	96.9				39	39	100	15	15	100	57	57	100	50	50	100	60	59	98.3	45	43	95.6
	EZAKHELENI H	2019	5113204	1	26	22	84.6				25	24	96	30	26	86.7	116	114	98.3	73	63	86.3	25	23	92	55	33	60	24	15	62.5	55	14	25.5	26	16	61.5
	EZAKHELENI H	2018	5113204	1	17	11	64.7				15	13	86.7	26	23	88.5	134	133	99.3	93	75	80.6	54	54	100	90	59	65.6	46	26	56.5	54	23	42.6	33	24	72.7
	EZIGQIZWENI H	2019	5113420	1				46	34	73.9	47	36	76.6	39	31	79.5	55	48	87.3							54	34	63	32	25	78.1	15	4	26.7	15	13	86.7
	EZIGQIZWENI H	2018	5113420	1				46	29	63	50	27	54	33	29	87.9	52	46	88.5							48	27	56.3	28	12	42.9	17	11	64.7	17	15	88.2
	EZWENILETHU S	2019	5113421	2	7	5	71.4				35	30	85.7				36	36	100							35	26	74.3				33	16	48.5	26	18	69.2
	EZWENILETHU S	2018	5113421	2	5	5	100				29	27	93.1				29	29	100							24	24	100				22	19	86.4	17	15	88.2
	GALA H	2019	5113106	1										17	7	41.2	22	17	77.3	17	16	94.1				17	14	82.4				22	1	4.5			
	GALA H	2018	5113106	1										21	15	71.4	26	19	73.1	21	15	71.4				24	15	62.5				20	1	5			
	GAWOZI S	2019	5113107	3	16	12	75				44	29	65.9	57	41	71.9	97	93	95.9	72	58	80.6	14	14	100	24	20	83.3	43	42	97.7	26	8	30.8	11	10	90.9
	GAWOZI S	2018	5113107	3	9	8	88.9				36	12	33.3	29	27	93.1	117	94	80.3	87	28	32.2	47	34	72.3	48	27	56.3	53	29	54.7	22	5	22.7	15	10	66.7
	GCWALULWAZI H	2019	5113108	4	18	10	55.6	122	88	72.1	47	37	78.7	48	19	39.6	248	247	99.6	104	72	69.2				162	112	69.1	116	95	81.9	92	46	50	80	46	57.5
	GCWALULWAZI H	2018	5113108	4	20	10	50	98	70	71.4	51	40	78.4	51	36	70.6	184	184	100	91	46	50.5				133	93	69.9	91	72	79.1	92	37	40.2	73	46	63
	GIJIMANA SS	2019	5113422	2							10	7	70	20	10	50	40	38	95	32	20	62.5				29	10	34.5	19	14	73.7	13	0	0	13	1	7.7
	GIJIMANA SS	2018	5113422	2	18	4	22.2				12	4	33.3	13	6	46.2	68	61	89.7	48	14	29.2				49	18	36.7	30	9	30	31	6	19.4	48	8	16.7
	GODIDE H	2019	5113309	1							8	3	37.5				9	9	100							8	3	37.5				8	2	25	9	2	22.2
	GODIDE H	2018	5113309	1	1	0	0				22	4	18.2	1	1	100	26	17	65.4	3	0	0				19	6	31.6				19	3	15.8	18	3	16.7
	GOLOZELA S	2019	5113310	1				90	58	64.4							242	216	89.3	136	97	71.3				228	153	67.1	98	51	52	130	85	65.4	128	109	85.2
	GOLOZELA S	2018	5113310	1	1	0	0	63	48	76.2	1	1	100	1	1	100	173	164	94.8	108	75	69.4				164	130	79.3	55	31	56.4	111	70	63.1	101	84	83.2
	GQOKINSIMBI JS	2019	5113109	2	6	6	100	29	28	96.6	21	17	81	14	12	85.7	100	99	99	22	22	100				44	31	70.5	27	22	81.5	32	9	28.1	25	10	40





Province Districts	Centre Name	Year	Centre Number	Quintile	Subject Description																																		
					Accounting			Agricultural Sciences			Business Studies			Economics			English First Additional Language			Geography			History			Life Sciences			Mathematical Literacy			Mathematics			Physical Sciences				
					Total Wrote	Achieved30-100%	% Achieved at 30% and Above	Total Wrote	Achieved30-100%	% Achieved at 30% and Above	Total Wrote	Achieved30-100%	% Achieved at 30% and Above	Total Wrote	Achieved30-100%	% Achieved at 30% and Above	Total Wrote	Achieved30-100%	% Achieved at 30% and Above	Total Wrote	Achieved30-100%	% Achieved at 30% and Above	Total Wrote	Achieved30-100%	% Achieved at 30% and Above	Total Wrote	Achieved30-100%	% Achieved at 30% and Above	Total Wrote	Achieved30-100%	% Achieved at 30% and Above	Total Wrote	Achieved30-100%	% Achieved at 30% and Above					
KING CETSHWAYO	GQOKINSIMBI JS	2018	5113109	2	8	8	100	22	20	90.9	23	22	95.7	19	18	94.7	107	105	98.1	17	14	82.4				55	43	78.2	28	24	85.7	32	10	31.3	25	8	32		
	GQOKUBUKHOSI S	2019	5113423	1				22	13	59.1							22	21	95.5	22	18	81.8				22	6	27.3	20	19	95	2	1	50					
	GQOKUBUKHOSI S	2018	5113423	1				15	4	26.7							15	13	86.7	11	2	18.2	0	0		12	3	25	15	8	53.3								
	GRATTON COLLEGE	2019	5113145	99	2	1	50				4	4	100	4	3	75				6	5	83.3	4	4	100	11	7	63.6	8	8	100	5	4	80	3	3	100		
	GWEBUSHE JS	2019	5113110	2										16	5	31.3	21	13	61.9							18	5	27.8	16	6	37.5	3	1	33.3	1	1	100		
	GWEBUSHE JS	2018	5113110	2										14	6	42.9	20	19	95							18	5	27.8	11	5	45.5	4	2	50	4	2	50		
	GWEJOBOMVU JS	2019	5113476	4	21	16	76.2	39	3	7.7	33	23	69.7	28	20	71.4	118	113	95.8	75	42	56	33	30	90.9	33	20	60.6	36	27	75	51	13	25.5	30	16	53.3		
	GWEJOBOMVU JS	2018	5113476	4	8	4	50	30	4	13.3	11	5	45.5	11	9	81.8	101	100	99	84	42	50	28	26	92.9	49	41	83.7	28	23	82.1	59	31	52.5	49	27	55.1		
	HHASHI S	2019	5113111	2	36	19	52.8				41	15	36.6	36	18	50	41	35	85.4														36	1	2.8				
	HHASHI S	2018	5113111	2	19	16	84.2				19	18	94.7	19	18	94.7	19	19	100													19	2	10.5					
	HLAKANIPHANI S	2019	5113205	3	10	9	90	43	30	69.8	16	11	68.8	16	12	75	67	64	95.5	28	19	67.9				42	22	52.4	27	20	74.1	29	6	20.7	15	5	33.3		
	HLAKANIPHANI S	2018	5113205	3	8	8	100	31	28	90.3	12	6	50	9	8	88.9	77	73	94.8	29	19	65.5				38	28	73.7				37	11	29.7	9	6	66.7		
	HLAMVANA S	2019	5113206	5	11	10	90.9	15	9	60	62	53	85.5	11	11	100	105	104	99	27	26	96.3				42	29	69	46	40	87	40	18	45	21	16	76.2		
	HLAMVANA S	2018	5113206	5	16	9	56.3	8	6	75	93	60	64.5	20	20	100	124	124	100	32	27	84.4				56	41	73.2	63	46	73	51	23	45.1	22	22	100		
	HLUMA S	2019	5113424	3	11	10	90.9	38	26	68.4	51	32	62.7	15	12	80	104	101	97.1	84	80	95.2				48	37	77.1	65	57	87.7	18	17	94.4	18	17	94.4		
	HLUMA S	2018	5113424	3	17	12	70.6	27	25	92.6	103	33	32	17	16	94.1	134	134	100	132	91	68.9				66	60	90.9	71	35	49.3	54	45	83.3	37	29	78.4		
	IHAWULETHU S	2019	5113425	2	4	3	75	49	28	57.1	14	13	92.9	19	16	84.2	82	78	95.1	53	29	54.7				57	46	80.7	26	12	46.2	41	3	7.3	34	14	41.2		
	IHAWULETHU S	2018	5113425	2	12	9	75	43	19	44.2	25	15	60	23	21	91.3	113	83	73.5	53	23	43.4				65	40	61.5	29	7	24.1	57	6	10.5	24	12	50		
IKHANDLELA JS	2019	5113239	4	18	12	66.7				78	32	41	23	17	73.9	160	156	97.5	87	61	70.1				65	49	75.4	41	38	92.7	80	33	41.3	64	30	46.9			
IKHANDLELA JS	2018	5113239	4	9	6	66.7				87	29	33.3	15	9	60	178	170	95.5	93	68	73.1				57	48	84.2	71	52	73.2	48	38	79.2	51	36	70.6			

Province Districts	Centre Name	Year	Centre Number	Quintile	Subject Description																																
					Accounting			Agricultural Sciences			Business Studies			Economics			English First Additional Language			Geography			History			Life Sciences			Mathematical Literacy			Mathematics			Physical Sciences		
					Total Wrote	Achieved30-100%	% Achieved at 30% and Above	Total Wrote	Achieved30-100%	% Achieved at 30% and Above	Total Wrote	Achieved30-100%	% Achieved at 30% and Above	Total Wrote	Achieved30-100%	% Achieved at 30% and Above	Total Wrote	Achieved30-100%	% Achieved at 30% and Above	Total Wrote	Achieved30-100%	% Achieved at 30% and Above	Total Wrote	Achieved30-100%	% Achieved at 30% and Above	Total Wrote	Achieved30-100%	% Achieved at 30% and Above	Total Wrote	Achieved30-100%	% Achieved at 30% and Above	Total Wrote	Achieved30-100%	% Achieved at 30% and Above	Total Wrote	Achieved30-100%	% Achieved at 30% and Above
KING CETSHWAYO	IMPANDE H	2019	5113112	2	12	11	91.7				23	16	69.6	18	18	100	65	65	100	44	42	95.5	28	28	100	30	22	73.3	38	38	100	16	10	62.5	11	9	81.8
	IMPANDE H	2018	5113112	2	10	6	60				24	14	58.3	22	14	63.6	73	69	94.5	52	41	78.8	27	26	96.3	36	30	83.3	40	30	75	16	11	68.8	13	11	84.6
	INCAPHAYI H	2019	5113426	2				13	6	46.2				22	15	68.2	38	38	100	21	18	85.7				32	11	34.4	8	6	75	20	2	10	13	4	30.8
	INCAPHAYI H	2018	5113426	2				10	7	70				22	10	45.5	39	35	89.7	16	2	12.5				22	8	36.4	15	4	26.7	9	3	33.3	10	5	50
	INIWE S	2019	5113207	3	22	12	54.5				38	30	78.9	33	31	93.9	39	39	100	16	15	93.8							28	25	89.3	11	1	9.1			
	INIWE S	2018	5113207	3	17	6	35.3				37	17	45.9	34	21	61.8	39	39	100	21	8	38.1							20	10	50	19	1	5.3			
	ISANDLWANA S	2019	5113208	5	12	9	75	30	27	90	42	29	69	14	14	100	57	57	100	30	25	83.3				30	27	90	26	21	80.8	62	19	30.6	49	28	57.1
	ISANDLWANA S	2018	5113208	5	17	17	100	19	19	100	54	42	77.8	18	18	100	49	49	100	37	26	70.3				34	34	100	37	30	81.1	51	21	41.2	34	30	88.2
	ISIKHALASENKOSI JS	2019	5113209	2	3	3	100				4	3	75	4	4	100	43	40	93	29	24	82.8				28	17	60.7				30	24	80	23	11	47.8
	ISIKHALASENKOSI JS	2018	5113209	2	9	1	11.1				12	9	75	13	9	69.2	46	41	89.1	25	12	48				31	19	61.3				34	31	91.2	25	22	88
	ISIPHEPELO H	2019	5113427	3	13	2	15.4				41	32	78	41	30	73.2	145	140	96.6	137	106	77.4	90	74	82.2	95	29	30.5	123	68	55.3	13	7	53.8	13	10	76.9
	ISIPHEPELO H	2018	5113427	3	7	7	100				32	25	78.1	31	21	67.7	114	113	99.1	72	52	72.2	61	57	93.4	71	47	66.2	73	46	63	30	16	53.3	23	20	87
	ISULOMPHAKATHI S	2019	5113428	2	2	2	100				28	21	75	6	3	50	30	30	100				13	13	100	23	11	47.8	10	4	40	17	3	17.6	12	12	100
	ISULOMPHAKATHI S	2018	5113428	2	7	7	100				30	26	86.7	11	11	100	38	36	94.7				20	17	85	17	9	52.9				28	2	7.1	10	6	60
	ITHALA H	2019	5113312	1	17	9	52.9	32	22	68.8	18	15	83.3	17	12	70.6	78	75	96.2	24	24	100	26	26	100	57	25	43.9	32	29	90.6	41	17	41.5	33	20	60.6
	ITHALA H	2018	5113312	1	20	15	75	60	41	68.3	23	18	78.3	23	19	82.6	99	89	89.9	13	10	76.9	14	12	85.7	71	44	62				76	21	27.6	50	40	80
	IZIBUKO SEC SCHOOL	2019	5113482	3	14	5	35.7				14	4	28.6	15	5	33.3	100	92	92	54	29	53.7	28	27	96.4	53	26	49.1	28	17	60.7	34	7	20.6	27	14	51.9
	IZIBUKO SEC SCHOOL	2018	5113482	3	15	10	66.7				15	6	40	22	7	31.8	109	104	95.4	82	44	53.7	47	42	89.4	82	36	43.9	42	19	45.2	55	15	27.3	40	23	57.5
	JOHN ROSS COLLEGE	2019	5113429	5	44	41	93.2				139	122	87.8							151	145	96				123	109	88.6	77	74	96.1	136	89	65.4	66	50	75.8
	JOHN ROSS COLLEGE	2018	5113429	5	25	23	92				96	67	69.8							120	115	95.8				90	87	96.7	51	48	94.1	125	76	60.8	80	62	77.5

Province Districts	Centre Name	Year	Centre Number	Quintile	Subject Description																																
					Accounting			Agricultural Sciences			Business Studies			Economics			English First Additional Language			Geography			History			Life Sciences			Mathematical Literacy			Mathematics			Physical Sciences		
					Total Wrote	Achieved30-100%	% Achieved at 30% and Above	Total Wrote	Achieved30-100%	% Achieved at 30% and Above	Total Wrote	Achieved30-100%	% Achieved at 30% and Above	Total Wrote	Achieved30-100%	% Achieved at 30% and Above	Total Wrote	Achieved30-100%	% Achieved at 30% and Above	Total Wrote	Achieved30-100%	% Achieved at 30% and Above	Total Wrote	Achieved30-100%	% Achieved at 30% and Above	Total Wrote	Achieved30-100%	% Achieved at 30% and Above	Total Wrote	Achieved30-100%	% Achieved at 30% and Above	Total Wrote	Achieved30-100%	% Achieved at 30% and Above	Total Wrote	Achieved30-100%	% Achieved at 30% and Above
KING CETSHWAYO	KHANYISELISIZWE H	2019	5113430	2	19	12	63.2	24	23	95.8	37	32	86.5	23	21	91.3	98	94	95.9	50	40	80	29	24	82.8	63	48	76.2	51	43	84.3	43	19	44.2	40	30	75
	KHANYISELISIZWE H	2018	5113430	2	24	9	37.5	23	11	47.8	43	31	72.1	28	25	89.3	95	89	93.7	49	25	51	18	15	83.3	60	33	55	62	25	40.3	33	11	33.3	46	24	52.2
	KHOMBINDLELA H	2019	5113431	4	100	72	72	63	53	84.1	79	65	82.3	49	34	69.4	266	264	99.2	85	54	63.5	35	33	94.3	119	102	85.7	35	22	62.9	168	66	39.3	118	58	49.2
	KHOMBINDLELA H	2018	5113431	4	79	51	64.6	50	40	80	52	42	80.8	46	39	84.8	247	245	99.2	77	55	71.4	54	46	85.2	104	92	88.5	40	24	60	153	93	60.8	112	70	62.5
	KHULA H	2019	5113210	4	23	23	100	34	33	97.1	21	18	85.7	15	14	93.3	134	134	100	72	67	93.1				109	69	63.3	38	35	92.1	78	30	38.5	61	41	67.2
	KHULA H	2018	5113210	4	28	28	100	38	33	86.8	15	11	73.3	9	9	100	165	164	99.4	79	62	78.5				125	94	75.2	38	34	89.5	92	53	57.6	73	61	83.6
	KING CETSHWAYO S	2019	5113313	1	20	3	15	7	2	28.6							20	20	100							20	19	95				20	17	85	13	13	100
	KING CETSHWAYO S	2018	5113313	1	22	3	13.6	11	10	90.9							22	21	95.5							22	17	77.3				22	4	18.2	11	8	72.7
	KWANXUSA H	2019	5113432	3	16	16	100	48	41	85.4	59	56	94.9				149	148	99.3	149	143	96				149	99	66.4	59	53	89.8	90	31	34.4	26	22	84.6
	KWANXUSA H	2018	5113432	3	7	6	85.7	56	35	62.5	79	18	22.8				184	175	95.1	160	114	71.3				184	99	53.8	79	45	57	83	26	31.3	20	20	100
	LANGALIBOMVU H	2019	5113433	1	6	5	83.3				37	13	35.1	36	16	44.4	96	88	91.7	28	26	92.9				21	18	85.7	29	20	69	19	7	36.8	13	10	76.9
	LANGALIBOMVU H	2018	5113433	1	10	6	60				30	25	83.3	32	29	90.6	70	70	100	36	28	77.8				36	28	77.8	20	14	70	43	12	27.9	33	13	39.4
	LINDINKOSI S	2019	5113434	3							10	5	50				16	16	100							16	10	62.5	10	7	70	6	3	50	6	6	100
	LINDINKOSI S	2018	5113434	3							18	4	22.2				23	23	100							22	15	68.2	17	12	70.6	4	3	75	4	4	100
	LIZWI S	2019	5113435	4	9	9	100				10	6	60	11	8	72.7	151	144	95.4	108	69	63.9				103	45	43.7	80	51	63.8	39	11	28.2	37	22	59.5
	LIZWI S	2018	5113435	4	10	7	70				12	5	41.7	9	7	77.8	143	141	98.6	104	66	63.5				106	58	54.7	79	43	54.4	51	26	51	51	30	58.8
	LUSHABA S	2019	5113314	1	14	14	100	54	53	98.1				14	14	100	76	75	98.7							68	66	97.1				76	32	42.1	54	50	92.6
	LUSHABA S	2018	5113314	1	38	29	76.3	83	81	97.6				38	31	81.6	125	125	100							121	102	84.3				125	53	42.4	83	78	94
	MAFUNDA S	2019	5113113	1	3	2	66.7	23	14	60.9	6	3	50	4	0	0	93	64	68.8	25	11	44	28	14	50	32	11	34.4	7	6	85.7	25	2	8	13	3	23.1
	MAFUNDA S	2018	5113113	1	8	2	25	25	11	44	8	1	12.5	11	2	18.2	72	58	80.6	57	12	21.1	29	17	58.6	23	13	56.5	17	5	29.4	20	3	15	10	6	60

Province Districts	Centre Name	Year	Centre Number	Quintile	Subject Description																																		
					Accounting			Agricultural Sciences			Business Studies			Economics			English First Additional Language			Geography			History			Life Sciences			Mathematical Literacy			Mathematics			Physical Sciences				
					Total Wrote	Achieved30-100%	% Achieved at 30% and Above	Total Wrote	Achieved30-100%	% Achieved at 30% and Above	Total Wrote	Achieved30-100%	% Achieved at 30% and Above	Total Wrote	Achieved30-100%	% Achieved at 30% and Above	Total Wrote	Achieved30-100%	% Achieved at 30% and Above	Total Wrote	Achieved30-100%	% Achieved at 30% and Above	Total Wrote	Achieved30-100%	% Achieved at 30% and Above	Total Wrote	Achieved30-100%	% Achieved at 30% and Above	Total Wrote	Achieved30-100%	% Achieved at 30% and Above	Total Wrote	Achieved30-100%	% Achieved at 30% and Above					
KING CETHSWAYO	MAGEMFANE H	2019	5113114	1	5	4	80	7	7	100	8	7	87.5	7	7	100	17	14	82.4							8	7	87.5				12	2	16.7	8	6	75		
	MAGEMFANE H	2018	5113114	1	10	0	0	24	7	29.2	10	7	70	10	4	40	34	27	79.4							24	7	29.2				34	5	14.7	24	7	29.2		
	MAGQAMA H	2019	5113315	1	26	15	57.7										33	31	93.9						15	14	93.3	29	19	65.5	14	13	92.9	13	6	46.2	14	12	85.7
	MAGQAMA H	2018	5113315	1	9	9	100										26	24	92.3						17	17	100	24	18	75	15	9	60	9	4	44.4	9	9	100
	MAJIYA S	2019	5113211	2	13	7	53.8				28	19	67.9	31	8	25.8	109	100	91.7	22	21	95.5				24	19	79.2	29	19	65.5	25	9	36	16	8	50		
	MAJIYA S	2018	5113211	2	14	7	50				16	14	87.5	16	15	93.8	112	105	93.8	31	28	90.3	0	0		30	25	83.3	15	10	66.7	38	16	42.1	21	15	71.4		
	MANDLOSUTHU S	2019	5113115	2							5	1	20				5	4	80							5	1	20	5	0	0								
	MANDLOSUTHU S	2018	5113115	2							13	3	23.1				13	9	69.2							13	3	23.1	2	0	0	4	0	0	4	3	75		
	MANQAMU H	2019	5113436	2							49	13	26.5	22	18	81.8	134	130	97	104	63	60.6	134	121	90.3	78	41	52.6	86	59	68.6	39	13	33.3	28	23	82.1		
	MANQAMU H	2018	5113436	2	12	4	33.3				30	16	53.3	28	20	71.4	131	127	96.9	90	49	54.4	62	50	80.6	69	42	60.9	77	39	50.6	34	11	32.4	19	16	84.2		
	MANXELE S	2019	5113116	2							12	10	83.3	14	7	50	15	8	53.3														12	1	8.3				
	MANXELE S	2018	5113116	2	8	1	12.5				8	2	25	8	1	12.5	8	6	75													8	1	12.5					
	MANZIMHLOPHE H	2019	5113437	2	17	17	100				30	11	36.7	17	12	70.6	58	55	94.8	52	42	80.8	22	22	100	39	18	46.2	30	25	83.3	22	19	86.4	21	12	57.1		
	MANZIMHLOPHE H	2018	5113437	2	18	16	88.9				15	8	53.3	37	30	81.1	90	83	92.2	59	33	55.9	23	21	91.3	34	26	76.5	34	21	61.8	36	30	83.3	32	21	65.6		
	MASAKHANE H	2019	5113438	3	15	3	20	74	21	28.4	30	20	66.7	13	7	53.8	125	110	88	47	29	61.7	20	20	100	45	14	31.1	60	31	51.7	25	4	16	14	4	28.6		
	MASAKHANE H	2018	5113438	3	3	2	66.7	39	18	46.2	9	6	66.7	5	3	60	81	76	93.8	39	14	35.9	20	19	95	34	22	64.7	25	8	32	33	7	21.2	17	8	47.1		
	MASHANANDANE S	2019	5113212	1	27	4	14.8				28	10	35.7	29	14	48.3	107	103	96.3	77	21	27.3	29	26	89.7	77	57	74	30	18	60	73	46	63	47	3	6.4		
	MASHANANDANE S	2018	5113212	1	23	18	78.3				30	7	23.3	32	29	90.6	108	90	83.3	74	32	43.2				71	39	54.9				84	20	23.8	63	41	65.1		
	MASHINGA H	2019	5113316	1													53	43	81.1	37	26	70.3	26	22	84.6	43	29	67.4				43	13	30.2	26	16	61.5		
	MASHINGA H	2018	5113316	1				28	22	78.6							49	43	87.8	20	13	65	15	12	80	43	35	81.4				43	14	32.6	29	19	65.5		

Province Districts	Centre Name	Year	Centre Number	Quintile	Subject Description																																						
					Accounting			Agricultural Sciences			Business Studies			Economics			English First Additional Language			Geography			History			Life Sciences			Mathematical Literacy			Mathematics			Physical Sciences								
					Total Wrote	Achieved30-100%	% Achieved at 30% and Above	Total Wrote	Achieved30-100%	% Achieved at 30% and Above	Total Wrote	Achieved30-100%	% Achieved at 30% and Above	Total Wrote	Achieved30-100%	% Achieved at 30% and Above	Total Wrote	Achieved30-100%	% Achieved at 30% and Above	Total Wrote	Achieved30-100%	% Achieved at 30% and Above	Total Wrote	Achieved30-100%	% Achieved at 30% and Above	Total Wrote	Achieved30-100%	% Achieved at 30% and Above	Total Wrote	Achieved30-100%	% Achieved at 30% and Above	Total Wrote	Achieved30-100%	% Achieved at 30% and Above									
KING CETSUWAYO	MASHUSHU H	2019	5113317	1											26	19	73.1	24	14	58.3							25	17	68							24	10	41.7					
	MASHUSHU H	2018	5113317	1	15	1	6.7				22	1	4.5	17	1	5.9	37	27	73	20	9	45							18	12	66.7							35	2	5.7	15	5	33.3
	MATAMZANA DUBE S	2019	5113213	3	10	3	30				15	10	66.7	15	5	33.3	135	132	97.8	90	41	45.6							105	46	43.8	25	19	76	45	21	46.7	37	23	62.2			
	MATAMZANA DUBE S	2018	5113213	3	15	1	6.7				23	11	47.8	15	6	40	148	141	95.3	57	38	66.7							61	41	67.2	35	29	82.9	33	20	60.6	35	22	62.9			
	MATHEKU S	2019	5113117	3	14	13	92.9	24	18	75	19	18	94.7	20	20	100	115	108	93.9	50	42	84	40	37	92.5	39	30	76.9	45	28	62.2	47	9	19.1	33	30	90.9						
	MATHEKU S	2018	5113117	3	22	11	50	46	19	41.3	19	10	52.6	15	14	93.3	104	87	83.7	31	11	35.5							26	15	57.7	31	9	29	31	4	12.9	17	14	82.4			
	MATHOLAMNYAMA S	2019	5113318	1	49	49	100	55	43	78.2	24	24	100	22	20	90.9	108	107	99.1	28	27	96.4	55	51	92.7	79	66	83.5	43	39	90.7	53	16	30.2	29	27	93.1						
	MATHOLAMNYAMA S	2018	5113318	1	59	57	96.6	38	30	78.9	44	44	100	44	44	100	118	117	99.2	38	25	65.8	37	36	97.3	72	62	86.1	1	1	100	115	15	13	37	29	78.4						
	MAVUMENGWANE H	2019	5113118	1	20	20	100	39	39	100	20	20	100	20	19	95	131	122	93.1	57	20	35.1	58	51	87.9	33	33	100	57	43	75.4	59	2	3.4	18	18	100						
	MAVUMENGWANE H	2018	5113118	1	19	19	100	20	20	100	20	20	100	20	20	100	99	89	89.9	35	16	45.7	49	43	87.8	17	17	100	46	31	67.4	37	8	21.6	13	12	92.3						
	MBANGAYIYA JS	2019	5113319	1							33	29	87.9				35	35	100										33	33	100	35	25	71.4									
	MBANGAYIYA JS	2018	5113319	1							18	10	55.6				29	25	86.2										24	18	75	22	18	81.8									
	MBATSHAZWA S	2019	5113320	1	24	24	100							27	27	100	31	31	100										28	28	100							24	12	50			
	MBATSHAZWA S	2018	5113320	1	25	24	96							25	25	100	25	25	100										25	25	100							25	6	24			
	MBIZWE H	2019	5113321	2													24	24	100	24	16	66.7							22	13	59.1	8	3	37.5	14	9	64.3	13	9	69.2			
	MBIZWE H	2018	5113321	2													13	13	100	13	7	53.8							13	5	38.5							10	3	30	10	5	50
	MBUSOWABATHETHWA SS	2019	5113439	3	22	11	50	45	26	57.8	32	22	68.8	32	14	43.8	86	78	90.7	57	28	49.1	19	16	84.2	39	27	69.2	58	39	67.2	23	11	47.8	24	16	66.7						
	MBUSOWABATHETHWA SS	2018	5113439	3	18	9	50	30	21	70	20	18	90	22	15	68.2	69	64	92.8	32	20	62.5	24	14	58.3	26	20	76.9	44	23	52.3	16	8	50	13	8	61.5						
	MBUYISENI H	2019	5113214	3	20	10	50				14	12	85.7				48	48	100	28	25	89.3	28	28	100	8	6	75	38	24	63.2	10	6	60	6	6	100						

Province Districts	Centre Name	Year	Centre Number	Quintile	Subject Description																																
					Accounting			Agricultural Sciences			Business Studies			Economics			English First Additional Language			Geography			History			Life Sciences			Mathematical Literacy			Mathematics			Physical Sciences		
					Total Wrote	Achieved30-100%	% Achieved at 30% and Above	Total Wrote	Achieved30-100%	% Achieved at 30% and Above	Total Wrote	Achieved30-100%	% Achieved at 30% and Above	Total Wrote	Achieved30-100%	% Achieved at 30% and Above	Total Wrote	Achieved30-100%	% Achieved at 30% and Above	Total Wrote	Achieved30-100%	% Achieved at 30% and Above	Total Wrote	Achieved30-100%	% Achieved at 30% and Above	Total Wrote	Achieved30-100%	% Achieved at 30% and Above	Total Wrote	Achieved30-100%	% Achieved at 30% and Above	Total Wrote	Achieved30-100%	% Achieved at 30% and Above			
KING CETHSWAYO	MBUYISENI H	2018	5113214	3	15	14	93.3				5	5	100				30	30	100	14	13	92.9	15	15	100	11	11	100	18	17	94.4	10	10	100	9	9	100
	MCABANGO H	2019	5113215	3							1	1	100	0	0		39	36	92.3	21	19	90.5				17	9	52.9	8	8	100	7	5	71.4	7	4	57.1
	MCABANGO H	2018	5113215	3							13	6	46.2	1	1	100	46	46	100	27	21	77.8				27	18	66.7	17	8	47.1	5	5	100	5	4	80
	MEVAMHLOPHE H	2019	5113440	3	7	7	100				36	17	47.2	9	7	77.8	118	114	96.6	71	44	62	36	21	58.3	40	36	90	36	36	100	21	21	100	21	21	100
	MEVAMHLOPHE H	2018	5113440	3	4	4	100				61	23	37.7	4	4	100	155	155	100	98	75	76.5	69	52	75.4	49	45	91.8	62	58	93.5	30	29	96.7	26	26	100
	MFANISO S	2019	5113441	3				25	11	44	38	18	47.4				43	40	93							40	18	45	25	17	68	15	5	33.3	15	8	53.3
	MFANISO S	2018	5113441	3				14	5	35.7	30	11	36.7				37	36	97.3							37	21	56.8	14	3	21.4	17	5	29.4	17	7	41.2
	MGEZENI H	2019	5113442	2	18	7	38.9				96	47	49				323	307	95	97	36	37.1				126	89	70.6	102	41	40.2	171	26	15.2	54	15	27.8
	MGEZENI H	2018	5113442	2							150	65	43.3				414	403	97.3	119	33	27.7				125	102	81.6	72	64	88.9	179	81	45.3	123	86	69.9
	MGITSHWA H	2019	5113119	2	24	19	79.2	28	24	85.7	27	24	88.9	26	23	88.5	83	81	97.6	23	20	87	20	15	75	28	27	96.4	47	32	68.1	34	28	82.4	28	25	89.3
	MGITSHWA H	2018	5113119	2	16	11	68.8	43	40	93	32	18	56.3	31	27	87.1	105	93	88.6	25	18	72	11	11	100	40	40	100	21	12	57.1	46	34	73.9	38	38	100
	MJABULISENI S	2019	5113216	1	12	8	66.7				36	14	38.9	36	9	25	93	83	89.2	31	25	80.6				57	30	52.6	20	17	85	30	8	26.7	11	9	81.8
	MJABULISENI S	2018	5113216	1	16	7	43.8				30	18	60	29	14	48.3	104	100	96.2	30	12	40				61	31	50.8	20	11	55	35	17	48.6	25	16	64
	MKHOMBISI H	2019	5113443	2	8	8	100	30	22	73.3	9	9	100	9	7	77.8	40	39	97.5							31	26	83.9	12	11	91.7	17	9	52.9	19	17	89.5
	MKHOMBISI H	2018	5113443	2	10	7	70	39	28	71.8	10	9	90	27	21	77.8	56	52	92.9	15	10	66.7				25	22	88	28	17	60.7	17	11	64.7	22	12	54.5
	MKHONTO H	2019	5113444	2							32	26	81.3				34	34	100	33	32	97	23	22	95.7	34	28	82.4	18	15	83.3	16	5	31.3	11	4	36.4
	MKHONTO H	2018	5113444	2							20	13	65				26	25	96.2	14	10	71.4				23	13	56.5	16	9	56.3	9	5	55.6	7	6	85.7
	MLOYISWA JS	2019	5113322	2	27	20	74.1	23	20	87	26	21	80.8	26	22	84.6	58	54	93.1							24	17	70.8	26	25	96.2	25	8	32	22	18	81.8
	MLOYISWA JS	2018	5113322	2	22	14	63.6	39	31	79.5	23	13	56.5	18	15	83.3	66	57	86.4							40	30	75	20	14	70	38	19	50	38	29	76.3
	MNINGI H	2019	5113445	2	51	51	100	51	51	100	117	100	85.5	44	42	95.5	319	316	99.1	81	75	92.6				190	190	100	136	134	98.5	169	98	58	109	79	72.5





Province Districts	Centre Name	Year	Centre Number	Quintile	Subject Description																																
					Accounting			Agricultural Sciences			Business Studies			Economics			English First Additional Language			Geography			History			Life Sciences			Mathematical Literacy			Mathematics			Physical Sciences		
					Total Wrote	Achieved30-100%	% Achieved at 30% and Above	Total Wrote	Achieved30-100%	% Achieved at 30% and Above	Total Wrote	Achieved30-100%	% Achieved at 30% and Above	Total Wrote	Achieved30-100%	% Achieved at 30% and Above	Total Wrote	Achieved30-100%	% Achieved at 30% and Above	Total Wrote	Achieved30-100%	% Achieved at 30% and Above	Total Wrote	Achieved30-100%	% Achieved at 30% and Above	Total Wrote	Achieved30-100%	% Achieved at 30% and Above	Total Wrote	Achieved30-100%	% Achieved at 30% and Above	Total Wrote	Achieved30-100%	% Achieved at 30% and Above	Total Wrote	Achieved30-100%	% Achieved at 30% and Above
KING CETSHWAYO	MNINGI H	2018	5113445	2	42	41	97.6	46	45	97.8	148	114	77	36	31	86.1	310	305	98.4	62	40	64.5				141	141	100	163	134	82.2	113	86	76.1	79	79	100
	MNQANDI H	2019	5113323	2	16	12	75				17	16	94.1	16	14	87.5	54	52	96.3	31	29	93.5	13	11	84.6	31	19	61.3	26	17	65.4	18	15	83.3	19	16	84.2
	MNQANDI H	2018	5113323	2	10	6	60				11	10	90.9	11	6	54.5	50	45	90	33	25	75.8	11	9	81.8	32	23	71.9	16	9	56.3	23	19	82.6	20	14	70
	MNYAKANYA H	2019	5113324	2	19	16	84.2	19	17	89.5	32	20	62.5	19	9	47.4	58	57	98.3				18	15	83.3	20	13	65	27	18	66.7	23	7	30.4	17	15	88.2
	MNYAKANYA H	2018	5113324	2	23	22	95.7	25	16	64	34	21	61.8	20	18	90	64	57	89.1				12	10	83.3	22	16	72.7	10	8	80	37	8	21.6	18	12	66.7
	MPEPHOSE S	2019	5113446	2	11	3	27.3				18	13	72.2	5	5	100	40	33	82.5	16	10	62.5				16	4	25	24	11	45.8	16	4	25	5	2	40
	MPEPHOSE S	2018	5113446	2							13	8	61.5				46	40	87	41	18	43.9				37	20	54.1	13	6	46.2	22	6	27.3	23	3	13
	MPHAHLENI S	2019	5113325	2	15	8	53.3				25	12	48				26	24	92.3	24	16	66.7										23	5	21.7	8	5	62.5
	MPHAHLENI S	2018	5113325	2	20	5	25				21	10	47.6				22	18	81.8	21	13	61.9										19	4	21.1			
	MPHATHESITHA JS	2019	5113326	2	26	24	92.3	42	40	95.2	26	16	61.5	26	26	100	93	93	100							42	40	95.2	32	27	84.4	61	20	32.8	42	41	97.6
	MPHATHESITHA JS	2018	5113326	2	24	20	83.3	43	41	95.3	24	20	83.3	24	23	95.8	77	77	100							43	42	97.7	27	18	66.7	50	20	40	43	43	100
	MPHEMBA H	2019	5113327	2	49	34	69.4	50	40	80	124	66	53.2	104	56	53.8	233	213	91.4	53	47	88.7				110	80	72.7	61	36	59	156	41	26.3	91	64	70.3
	MPHEMBA H	2018	5113327	2	22	19	86.4	51	40	78.4	108	60	55.6	89	59	66.3	246	228	92.7	76	56	73.7				140	108	77.1	51	26	51	176	63	35.8	119	90	75.6
	MTHIYAQHWA S	2019	5113328	2	27	18	66.7	47	42	89.4	28	25	89.3	35	29	82.9	124	121	97.6	68	58	85.3	23	20	87	48	39	81.3	23	14	60.9	81	21	25.9	55	29	52.7
	MTHIYAQHWA S	2018	5113328	2	32	17	53.1	41	37	90.2	34	28	82.4	36	29	80.6	130	126	96.9	55	31	56.4	25	16	64	43	39	90.7	25	11	44	79	27	34.2	47	38	80.9
	MTHONGA S	2019	5113141	1				5	2	40	5	3	60				5	4	80													5	0	0			
	MTHONJANENI H	2019	5113447	3	8	8	100				30	25	83.3	7	6	85.7	64	62	96.9	52	44	84.6				47	36	76.6	19	19	100	35	5	14.3	28	24	85.7
	MTHONJANENI H	2018	5113447	3	10	8	80				31	16	51.6	8	7	87.5	67	57	85.1	39	27	69.2				43	30	69.8	28	15	53.6	27	6	22.2	19	16	84.2
MTHUNZINI H	2019	5113217	2	6	5	83.3	28	25	89.3	10	8	80	8	7	87.5	99	90	90.9	67	54	80.6	41	35	85.4	68	40	58.8	39	29	74.4	25	7	28	24	16	66.7	
MTHUNZINI H	2018	5113217	2	12	3	25	16	15	93.8	12	8	66.7	13	11	84.6	82	77	93.9	53	34	64.2	37	35	94.6	51	34	66.7	35	23	65.7	26	4	15.4	13	11	84.6	



Province Districts	Centre Name	Year	Centre Number	Quintile	Subject Description																																
					Accounting			Agricultural Sciences			Business Studies			Economics			English First Additional Language			Geography			History			Life Sciences			Mathematical Literacy			Mathematics			Physical Sciences		
					Total Wrote	Achieved30-100%	% Achieved at 30% and Above	Total Wrote	Achieved30-100%	% Achieved at 30% and Above	Total Wrote	Achieved30-100%	% Achieved at 30% and Above	Total Wrote	Achieved30-100%	% Achieved at 30% and Above	Total Wrote	Achieved30-100%	% Achieved at 30% and Above	Total Wrote	Achieved30-100%	% Achieved at 30% and Above	Total Wrote	Achieved30-100%	% Achieved at 30% and Above	Total Wrote	Achieved30-100%	% Achieved at 30% and Above	Total Wrote	Achieved30-100%	% Achieved at 30% and Above	Total Wrote	Achieved30-100%	% Achieved at 30% and Above			
KING CETSHWAYO	MUNDI SECONDARY SCHOOL	2019	5113480	2							16	8	50				16	14	87.5	16	10	62.5				8	8	100				8	5	62.5	8	3	37.5
	MUNDI SECONDARY SCHOOL	2018	5113480	2													20	20	100	19	19	100				19	19	100				19	17	89.5	19	19	100
	MUNTONOKUDLA S	2019	5113218	3	7	1	14.3	32	13	40.6	5	5	100	8	6	75	91	87	95.6	32	17	53.1				29	11	37.9	33	17	51.5	29	7	24.1	23	9	39.1
	MUNTONOKUDLA S	2018	5113218	3	6	4	66.7	23	14	60.9	7	7	100	8	7	87.5	56	55	98.2	12	3	25				13	11	84.6	12	9	75	17	8	47.1	11	4	36.4
	MVUTSHINI H	2019	5113329	1	14	13	92.9	56	33	58.9	14	13	92.9	13	13	100	79	74	93.7							54	52	96.3				60	37	61.7	50	34	68
	MVUTSHINI H	2018	5113329	1	9	9	100	59	50	84.7	12	12	100	15	7	46.7	79	70	88.6							52	51	98.1				58	57	98.3	55	43	78.2
	NDESHENI H	2019	5113219	3				25	24	96	14	8	57.1	14	6	42.9	78	75	96.2	40	19	47.5	35	28	80	25	23	92	16	16	100	38	15	39.5	25	20	80
	NDESHENI H	2018	5113219	3				23	22	95.7	13	6	46.2	9	8	88.9	64	62	96.9	25	18	72	26	23	88.5	22	22	100	15	12	80	26	16	61.5	17	17	100
	NDLABEYILANDULA S	2019	5113448	2							27	13	48.1	27	19	70.4	61	59	96.7	28	21	75				30	22	73.3	25	21	84	26	8	30.8	26	16	61.5
	NDLABEYILANDULA S	2018	5113448	2							29	3	10.3	35	11	31.4	63	54	85.7	28	22	78.6				55	29	52.7	29	10	34.5	26	10	38.5	26	20	76.9
	NDLONGOLWANE H	2019	5113121	1				14	11	78.6							44	40	90.9	17	12	70.6	22	22	100	29	19	65.5	16	10	62.5	14	9	64.3	16	16	100
	NDLONGOLWANE H	2018	5113121	1				17	13	76.5							45	40	88.9	19	13	68.4	23	22	95.7	37	30	81.1	20	10	50	17	9	52.9	18	14	77.8
	NDLUYESILO H	2019	5113122	2	8	6	75	21	21	100	13	13	100	10	10	100	37	37	100				12	12	100	23	23	100	19	19	100	13	10	76.9	11	9	81.8
	NDLUYESILO H	2018	5113122	2	19	3	15.8	21	12	57.1	20	11	55	20	9	45	49	43	87.8				10	7	70	21	20	95.2	10	8	80	29	7	24.1	12	8	66.7
	NGONO S	2019	5113330	1	75	52	69.3	89	71	79.8	83	55	66.3	86	70	81.4	479	446	93.1	283	175	61.8	254	181	71.3	376	256	68.1	189	120	63.5	257	94	36.6	182	118	64.8
	NGONO S	2018	5113330	1	75	40	53.3	255	154	60.4	295	67	22.7	82	54	65.9	505	458	90.7	323	159	49.2	302	211	69.9	416	261	62.7	216	87	40.3	266	113	42.5	191	136	71.2
	NGWEKAZI H	2019	5113331	2	18	14	77.8	33	21	63.6	18	13	72.2	14	10	71.4	117	111	94.9	35	27	77.1	27	27	100	67	50	74.6	32	30	93.8	37	30	81.1	41	34	82.9
NGWEKAZI H	2018	5113331	2	7	6	85.7	32	24	75	7	1	14.3	7	6	85.7	77	72	93.5	26	23	88.5	22	22	100	56	48	85.7	18	16	88.9	43	35	81.4	40	34	85	
NGWENYA S	2019	5113220	3	3	2	66.7	14	12	85.7	5	2	40	7	5	71.4	28	28	100							16	14	87.5				9	3	33.3	9	6	66.7	

Province Districts	Centre Name	Year	Centre Number	Quintile	Subject Description																																	
					Accounting			Agricultural Sciences			Business Studies			Economics			English First Additional Language			Geography			History			Life Sciences			Mathematical Literacy			Mathematics			Physical Sciences			
					Total Wrote	Achieved30-100%	% Achieved at 30% and Above	Total Wrote	Achieved30-100%	% Achieved at 30% and Above	Total Wrote	Achieved30-100%	% Achieved at 30% and Above	Total Wrote	Achieved30-100%	% Achieved at 30% and Above	Total Wrote	Achieved30-100%	% Achieved at 30% and Above	Total Wrote	Achieved30-100%	% Achieved at 30% and Above	Total Wrote	Achieved30-100%	% Achieved at 30% and Above	Total Wrote	Achieved30-100%	% Achieved at 30% and Above	Total Wrote	Achieved30-100%	% Achieved at 30% and Above	Total Wrote	Achieved30-100%	% Achieved at 30% and Above				
KING CETSHWAYO	NGWENYA S	2018	5113220	3	2	0	0	12	10	83.3	14	1	7.1	6	4	66.7	31	29	93.5							12	11	91.7				14	5	35.7	11	9	81.8	
	NHLOYANA S	2019	5113449	2	4	3	75				16	15	93.8				26	24	92.3	23	22	95.7	6	6	100	9	6	66.7	9	9	100	16	3	18.8	13	13	100	
	NHLOYANA S	2018	5113449	2	5	5	100				19	16	84.2				30	30	100	29	25	86.2	11	10	90.9	11	9	81.8	10	8	80	19	7	36.8	12	10	83.3	
	NJINGILI S	2019	5113222	2	7	6	85.7				7	7	100	7	6	85.7	35	35	100	18	16	88.9				18	7	38.9				17	7	41.2	16	13	81.3	
	NJINGILI S	2018	5113222	2	4	2	50				5	3	60	6	2	33.3	34	28	82.4	21	14	66.7				18	10	55.6				19	10	52.6	19	13	68.4	
	NKANDLA S	2019	5113333	2													38	37	97.4							20	13	65				30	11	36.7	30	20	66.7	
	NKANDLA S	2018	5113333	2													42	40	95.2												35	17	48.6	35	23	65.7		
	NKANYISO H	2019	5113334	1	9	9	100							15	9	60	15	10	66.7							15	11	73.3				15	3	20	6	6	100	
	NKANYISO H	2018	5113334	1	21	21	100				21	9	42.9	33	16	48.5	33	31	93.9							12	12	100				33	5	15.2	12	6	50	
	NKOSITHANDILE S	2019	5113450	2	10	7	70	57	51	89.5	126	99	78.6	96	65	67.7	186	177	95.2	81	75	92.6				66	54	81.8	96	70	72.9	65	31	47.7	49	49	100	
	NKOSITHANDILE S	2018	5113450	2	18	16	88.9				141	95	67.4	146	116	79.5	184	178	96.7	151	106	70.2				37	37	100	129	54	41.9	55	36	65.5	37	37	100	
	NOGABISELA H	2019	5113223	2	11	10	90.9				44	27	61.4	16	15	93.8	48	48	100	17	17	100				43	35	81.4				24	17	70.8	13	13	100	
	NOGABISELA H	2018	5113223	2	10	8	80				33	30	90.9	16	13	81.3	42	41	97.6	26	12	46.2				37	32	86.5				29	6	20.7	20	18	90	
	NOKHALELA H	2019	5113123	1				23	11	47.8							49	33	67.3				15	14	93.3	22	5	22.7	37	21	56.8							
	NOKHALELA H	2018	5113123	1				40	14	35	22	1	4.5				51	36	70.6				9	6	66.7	43	12	27.9	26	10	38.5	14	1	7.1	14	2	14.3	
	NOMAQONI JS	2019	5113124	2	3	3	100				7	7	100	9	8	88.9	15	14	93.3	8	7	87.5							6	6	100	3	1	33.3				
	NOMAQONI JS	2018	5113124	2	1	1	100				6	1	16.7	7	5	71.4	9	9	100	3	2	66.7							3	2	66.7	1	1	100				
	NOMAYACA H	2019	5113125	2	29	21	72.4	35	32	91.4	33	25	75.8	29	24	82.8	109	105	96.3	26	21	80.8	29	26	89.7	35	24	68.6	26	22	84.6	56	18	32.1	32	28	87.5	
	NOMAYACA H	2018	5113125	2	18	16	88.9	27	25	92.6	21	15	71.4	22	19	86.4	92	88	95.7	28	20	71.4	36	34	94.4	27	25	92.6	28	21	75	44	28	63.6	26	26	100	
	NONGAMLANA H	2019	5113335	1	13	13	100				17	17	100	19	13	68.4	54	50	92.6	27	26	96.3	6	6	100	25	20	80	12	10	83.3	27	12	44.4	25	18	72	

Province Districts	Centre Name	Year	Centre Number	Quintile	Subject Description																																	
					Accounting			Agricultural Sciences			Business Studies			Economics			English First Additional Language			Geography			History			Life Sciences			Mathematical Literacy			Mathematics			Physical Sciences			
					Total Wrote	Achieved30-100%	% Achieved at 30% and Above	Total Wrote	Achieved30-100%	% Achieved at 30% and Above	Total Wrote	Achieved30-100%	% Achieved at 30% and Above	Total Wrote	Achieved30-100%	% Achieved at 30% and Above	Total Wrote	Achieved30-100%	% Achieved at 30% and Above	Total Wrote	Achieved30-100%	% Achieved at 30% and Above	Total Wrote	Achieved30-100%	% Achieved at 30% and Above	Total Wrote	Achieved30-100%	% Achieved at 30% and Above	Total Wrote	Achieved30-100%	% Achieved at 30% and Above	Total Wrote	Achieved30-100%	% Achieved at 30% and Above	Total Wrote	Achieved30-100%	% Achieved at 30% and Above	
KING CETSUWAYO	NONGAMLANA H	2018	5113335	1	13	12	92.3				21	17	81	21	14	66.7	50	42	84	26	21	80.8	6	6	100	21	14	66.7	12	8	66.7	20	11	55	18	13	72.2	
	NONGWELEZA H	2019	5113451	3	12	10	83.3	17	13	76.5	12	11	91.7	14	9	64.3	77	76	98.7	29	15	51.7	29	22	75.9	17	16	94.1	29	19	65.5	29	0	0	17	6	35.3	
	NONGWELEZA H	2018	5113451	3	31	8	25.8	22	21	95.5	64	24	37.5	26	14	53.8	132	119	90.2	53	13	24.5	53	37	69.8	37	28	75.7	47	17	36.2	51	4	7.8	23	12	52.2	
	NOQANDELA JS	2019	5113126	1				13	11	84.6							18	18	100							18	17	94.4	13	10	76.9			13	1	7.7		
	NOQANDELA JS	2018	5113126	1	5	0	0	6	3	50	6	1	16.7	11	1	9.1	28	18	64.3						14	6	42.9	8	3	37.5			11	0	0	1	1	100
	NQAMANA JS	2019	5113336	1													13	10	76.9	13	4	30.8	13	5	38.5	13	4	30.8				13	3	23.1				
	NQAMANA JS	2018	5113336	1													8	6	75	8	2	25	8	4	50	8	2	25				8	0	0				
	NQUMIZWE S	2019	5113127	2	8	8	100	21	16	76.2	11	8	72.7	11	5	45.5	59	56	94.9	14	14	100	24	19	79.2	32	21	65.6	14	14	100	24	3	12.5	20	13	65	
	NQUMIZWE S	2018	5113127	2	12	9	75	31	23	74.2	12	8	66.7	14	12	85.7	76	72	94.7	22	17	77.3	28	22	78.6	26	18	69.2	33	9	27.3	33	10	30.3	19	15	78.9	
	NTABANTUZUMA H	2019	5113128	2	13	7	53.8	48	43	89.6	22	20	90.9	24	18	75	141	132	93.6	72	55	76.4	47	43	91.5	51	42	82.4	87	63	72.4	28	9	32.1	19	14	73.7	
	NTABANTUZUMA H	2018	5113128	2	9	7	77.8	29	25	86.2	49	24	49	18	16	88.9	103	93	90.3	54	40	74.1	44	41	93.2	29	28	96.6	66	37	56.1	23	8	34.8	16	14	87.5	
	NTONGANDE H	2019	5113452	3	28	11	39.3				43	12	27.9	43	10	23.3	177	156	88.1	92	40	43.5	52	12	23.1	92	30	32.6	32	13	40.6	93	16	17.2	66	22	33.3	
	NTONGANDE H	2018	5113452	3							15	3	20	14	6	42.9	130	117	90	43	29	67.4	30	24	80	59	34	57.6	27	22	81.5	36	18	50	37	29	78.4	
	NZUZA S	2019	5113224	2	20	5	25				48	16	33.3	20	9	45	69	54	78.3				30	26	86.7	37	11	29.7				42	3	7.1	3	3	100	
	NZUZA S	2018	5113224	2	11	1	9.1	0	0		48	41	85.4	10	9	90	49	44	89.8				35	35	100	36	27	75				26	12	46.2	3	3	100	
	OBUKA SS	2019	5113453	1	22	3	13.6	45	40	88.9	22	16	72.7	22	17	77.3	67	62	92.5	30	25	83.3				45	41	91.1	38	29	76.3	29	24	82.8	15	11	73.3	
	OBUKA SS	2018	5113453	1	21	3	14.3	41	38	92.7	21	18	85.7	21	12	57.1	62	60	96.8	25	25	100				41	26	63.4	34	21	61.8	28	26	92.9	16	11	68.8	
	OLD MILL H	2019	5113454	5	56	35	62.5	63	42	66.7	69	47	68.1	30	18	60	194	193	99.5	50	43	86				145	87	60	41	31	75.6	128	64	50	88	48	54.5	
	OLD MILL H	2018	5113454	5	55	39	70.9	72	37	51.4	57	37	64.9	24	21	87.5	193	190	98.4	53	26	49.1				151	83	55				175	53	30.3	98	53	54.1	
	ONGOYE S	2019	5113225	3	10	5	50	34	18	52.9	9	8	88.9	21	12	57.1	120	117	97.5	53	31	58.5	28	24	85.7	51	21	41.2	18	10	55.6	43	7	16.3	35	10	28.6	
ONGOYE S	2018	5113225	3	12	4	33.3	33	17	51.5	11	7	63.6	16	10	62.5	110	108	98.2	71	24	33.8	31	25	80.6	44	28	63.6	31	12	38.7	47	6	12.8	38	11	28.9		



Province Districts	Centre Name	Year	Centre Number	Quintile	Subject Description																																			
					Accounting			Agricultural Sciences			Business Studies			Economics			English First Additional Language			Geography			History			Life Sciences			Mathematical Literacy			Mathematics			Physical Sciences					
					Total Wrote	Achieved30-100%	% Achieved at 30% and Above	Total Wrote	Achieved30-100%	% Achieved at 30% and Above	Total Wrote	Achieved30-100%	% Achieved at 30% and Above	Total Wrote	Achieved30-100%	% Achieved at 30% and Above	Total Wrote	Achieved30-100%	% Achieved at 30% and Above	Total Wrote	Achieved30-100%	% Achieved at 30% and Above	Total Wrote	Achieved30-100%	% Achieved at 30% and Above	Total Wrote	Achieved30-100%	% Achieved at 30% and Above	Total Wrote	Achieved30-100%	% Achieved at 30% and Above	Total Wrote	Achieved30-100%	% Achieved at 30% and Above	Total Wrote	Achieved30-100%	% Achieved at 30% and Above			
KING CETSHWAYO	QHAMUKA S	2018	5113456	3	6	6	100				41	15	36.6	10	10	100	96	94	97.9	59	44	74.6	59	54	91.5	22	22	100	37	17	45.9	26	18	69.2	20	20	100			
	QONDINDLELA S	2019	5113457	2	3	0	0				10	2	20	10	2	20	10	10	100													10	0	0	7	2	28.6			
	QONDINDLELA S	2018	5113457	2	6	0	0				8	2	25	9	3	33.3	11	9	81.8													11	1	9.1	4	1	25			
	RICHARDS BAY S	2019	5113458	5	9	6	66.7				40	27	67.5																											
	RICHARDS BAY S	2018	5113458	5							43	23	53.5																											
	RICHARDSBAAI H	2019	5113459	5	34	34	100				59	45	76.3	5	5	100	79	79	100	28	28	100	20	20	100	69	67	97.1	66	65	98.5	80	69	86.3	64	58	90.6			
	RICHARDSBAAI H	2018	5113459	5	28	28	100				47	28	59.6							83	83	100	24	24	100	12	11	91.7	56	55	98.2	58	58	100	83	76	91.6	67	60	89.6
	RICHEM S	2019	5113479	99	16	16	100				35	34	97.1																											
	RICHEM S	2018	5113479	99	18	16	88.9				35	31	88.6																											
	SENZAKAHLE JS	2019	5113341	2				21	5	23.8																														
	SENZAKAHLE JS	2018	5113341	2				18	13	72.2																														
	SENZELA JS	2019	5113342	1				13	7	53.8																														
	SENZELA JS	2018	5113342	1	15	5	33.3	13	10	76.9																														
	SIBEKEZELE S	2019	5113460	2							14	12	85.7																											
	SIBEKEZELE S	2018	5113460	2							33	10	30.3																											
	SIBHAKABHAKA S	2019	5113343	1																																				
	SIBHAKABHAKA S	2018	5113343	1																																				
	SIBHAKUZA S	2019	5113228	1	6	6	100	22	17	77.3	11	5	45.5	10	6	60	41	30	73.2																					
	SIBHAKUZA S	2018	5113228	1	9	4	44.4	21	20	95.2	10	2	20	10	4	40	88	62	70.5	18	9	50																		
	SIBONOKUHLE H	2019	5113461	3	11	8	72.7				78	64	82.1	25	19	76	113	112	99.1	80	55	68.8																		

Province Districts	Centre Name	Year	Centre Number	Quintile	Subject Description																																
					Accounting			Agricultural Sciences			Business Studies			Economics			English First Additional Language			Geography			History			Life Sciences			Mathematical Literacy			Mathematics			Physical Sciences		
					Total Wrote	Achieved30-100%	% Achieved at 30% and Above	Total Wrote	Achieved30-100%	% Achieved at 30% and Above	Total Wrote	Achieved30-100%	% Achieved at 30% and Above	Total Wrote	Achieved30-100%	% Achieved at 30% and Above	Total Wrote	Achieved30-100%	% Achieved at 30% and Above	Total Wrote	Achieved30-100%	% Achieved at 30% and Above	Total Wrote	Achieved30-100%	% Achieved at 30% and Above	Total Wrote	Achieved30-100%	% Achieved at 30% and Above	Total Wrote	Achieved30-100%	% Achieved at 30% and Above	Total Wrote	Achieved30-100%	% Achieved at 30% and Above			
KING CETSHWAYO	SIBONOKUHLE H	2018	5113461	3	5	5	100				70	48	68.6	19	17	89.5	94	94	100	75	46	61.3				20	18	90	64	54	84.4	29	25	86.2	24	21	87.5
	SIHUBELA S	2019	5113229	2	10	2	20				31	15	48.4	11	4	36.4	31	30	96.8	31	31	100				20	15	75				29	2	6.9	19	16	84.2
	SIHUBELA S	2018	5113229	2	6	3	50				25	17	68	7	6	85.7	26	24	92.3	26	19	73.1				16	13	81.3				22	5	22.7	16	12	75
	SIKHULANGEMFUNDO JS	2019	5113240	4	78	70	89.7				43	35	81.4	43	38	88.4	95	95	100							52	49	94.2				71	47	66.2	50	43	86
	SIKHULANGEMFUNDO JS	2018	5113240	4	64	61	95.3				39	32	82.1	39	36	92.3	79	79	100							40	39	97.5				63	41	65.1	37	32	86.5
	SINQOBILE H	2019	5113462	2				22	16	72.7	28	25	89.3				34	33	97.1	28	23	82.1				32	29	90.6	20	18	90	8	0	0	6	3	50
	SINQOBILE H	2018	5113462	2				35	27	77.1	40	27	67.5				42	42	100	40	27	67.5				40	35	87.5	26	16	61.5	14	2	14.3	6	4	66.7
	SIPHOSETHU H	2019	5113131	2	3	2	66.7				16	16	100	15	15	100	50	50	100	37	37	100	16	15	93.8	23	19	82.6	26	22	84.6	12	7	58.3	10	9	90
	SIPHOSETHU H	2018	5113131	2	5	4	80				13	13	100	12	12	100	43	43	100	31	21	67.7	19	19	100	21	20	95.2	24	18	75	11	7	63.6	6	4	66.7
	SIPHOSO S	2019	5113132	2	14	4	28.6	26	15	57.7	19	10	52.6	16	10	62.5	80	78	97.5	43	32	74.4	25	24	96	51	31	60.8	21	18	85.7	37	6	16.2	27	12	44.4
	SIPHOSO S	2018	5113132	2	25	2	8	25	17	68	22	13	59.1	21	14	66.7	79	72	91.1	43	20	46.5	19	19	100	45	22	48.9	18	9	50	50	7	14	25	12	48
	SIPHUMELELE SECONDARY SCHOOL	2019	5113481	3													141	134	95	75	54	72	68	50	73.5	90	32	35.6	38	20	52.6	53	14	26.4	55	27	49.1
	SIPHUMELELE SECONDARY SCHOOL	2018	5113481	3	13	0	0				15	0	0	13	4	30.8	85	79	92.9	53	22	41.5	28	19	67.9	58	19	32.8	42	10	23.8	35	3	8.6	30	6	20
	SITHEKU H	2019	5113463	2	5	3	60	21	13	61.9	7	4	57.1	7	3	42.9	51	43	84.3	19	11	57.9	21	16	76.2	44	19	43.2	19	10	52.6	25	5	20	18	1	5.6
	SITHEKU H	2018	5113463	2	11	7	63.6	9	8	88.9	15	8	53.3	15	9	60	36	36	100	8	5	62.5	12	12	100	20	9	45	10	4	40	16	7	43.8	9	3	33.3
	SIYABONGA S	2019	5113230	2							24	19	79.2				23	22	95.7							24	15	62.5				22	4	18.2	22	10	45.5
	SIYABONGA S	2018	5113230	2							18	15	83.3				23	21	91.3							23	12	52.2				18	18	100	23	21	91.3
	SIZAKAHLE JS	2019	5113464	3							39	21	53.8	26	15	57.7	49	49	100				49	35	71.4	39	18	46.2	21	12	57.1	18	5	27.8	13	6	46.2





Province Districts	Centre Name	Year	Centre Number	Quintile	Subject Description																																
					Accounting			Agricultural Sciences			Business Studies			Economics			English First Additional Language			Geography			History			Life Sciences			Mathematical Literacy			Mathematics			Physical Sciences		
					Total Wrote	Achieved30-100%	% Achieved at 30% and Above	Total Wrote	Achieved30-100%	% Achieved at 30% and Above	Total Wrote	Achieved30-100%	% Achieved at 30% and Above	Total Wrote	Achieved30-100%	% Achieved at 30% and Above	Total Wrote	Achieved30-100%	% Achieved at 30% and Above	Total Wrote	Achieved30-100%	% Achieved at 30% and Above	Total Wrote	Achieved30-100%	% Achieved at 30% and Above	Total Wrote	Achieved30-100%	% Achieved at 30% and Above	Total Wrote	Achieved30-100%	% Achieved at 30% and Above	Total Wrote	Achieved30-100%	% Achieved at 30% and Above			
KING CETSHWAYO	UGOME J S	2018	5113483	3				10	7	70							10	10	100							10	7	70				10	4	40			
	UMBIYA S	2019	5113469	2							13	5	38.5	15	7	46.7	86	69	80.2	72	36	50	42	30	71.4	52	31	59.6	41	26	63.4	25	7	28	21	15	71.4
	UMBIYA S	2018	5113469	2	9	1	11.1				10	1	10	11	9	81.8	98	72	73.5	69	22	31.9	69	56	81.2	63	37	58.7	55	16	29.1	20	7	35	15	11	73.3
	UMDLAMFE S	2019	5113232	4	12	12	100	32	28	87.5	26	25	96.2	13	10	76.9	166	162	97.6	99	86	86.9	22	21	95.5	111	77	69.4	58	48	82.8	63	27	42.9	22	19	86.4
	UMDLAMFE S	2018	5113232	4	7	6	85.7	16	15	93.8	30	29	96.7	9	7	77.8	158	156	98.7	105	69	65.7	25	25	100	94	64	68.1	73	44	60.3	38	20	52.6	17	15	88.2
	UMKHOSI H	2019	5113470	2							8	7	87.5				41	35	85.4	24	23	95.8				23	16	69.6				40	2	5	16	8	50
	UMKHOSI H	2018	5113470	2							14	10	71.4				32	31	96.9	28	14	50				26	10	38.5				29	2	6.9	12	1	8.3
	UMPHEZENI S	2019	5113135	2	8	6	75				19	9	47.4				18	17	94.4							18	11	61.1				17	3	17.6	9	3	33.3
	UMPHEZENI S	2018	5113135	2	6	1	16.7				43	4	9.3				41	30	73.2							16	7	43.8				11	2	18.2	9	2	22.2
	UMZIKAZI H	2019	5113345	1	17	8	47.1	29	16	55.2	17	15	88.2	16	6	37.5	70	59	84.3	20	9	45	20	11	55	28	16	57.1	33	18	54.5	25	3	12	25	18	72
	UMZIKAZI H	2018	5113345	1	23	10	43.5	60	34	56.7	23	20	87	23	15	65.2	129	118	91.5	47	14	29.8	46	28	60.9	60	39	65	60	13	21.7	58	23	39.7	51	38	74.5
	UPHINDO S	2019	5113233	3				30	13	43.3							47	46	97.9				17	16	94.1	37	20	54.1	12	9	75	19	7	36.8	9	3	33.3
	UPHINDO S	2018	5113233	3													50	42	84	20	8	40	34	23	67.6	45	12	26.7	16	8	50	12	1	8.3			
	UYAYA S	2019	5113136	1							13	6	46.2				13	12	92.3							13	10	76.9				8	3	37.5	9	6	66.7
	UYAYA S	2018	5113136	1							15	12	80				16	16	100							8	7	87.5				6	4	66.7	7	4	57.1
	UYENGO S	2019	5113471	3	17	11	64.7				33	21	63.6	32	13	40.6	133	124	93.2	62	51	82.3	88	83	94.3	25	20	80	46	31	67.4	47	24	51.1	36	27	75
	UYENGO S	2018	5113471	3	14	7	50				26	19	73.1	11	11	100	103	99	96.1	47	31	66	79	75	94.9	32	21	65.6	34	19	55.9	41	14	34.1	35	13	37.1
	VELAMUVA H	2019	5113137	2				36	35	97.2							38	37	97.4							38	12	31.6	23	23	100						
VELAMUVA H	2018	5113137	2				30	23	76.7							33	25	75.8							33	23	69.7	27	23	85.2	6	0	0				
VELANGAYE H	2019	5113346	1	100	47	47	71	56	78.9	101	59	58.4	99	66	66.7	556	543	97.7	149	95	63.8	56	44	78.6	385	166	43.1				544	90	16.5	388	104	26.8	

Province Districts	Centre Name	Year	Centre Number	Quintile	Subject Description																																		
					Accounting			Agricultural Sciences			Business Studies			Economics			English First Additional Language			Geography			History			Life Sciences			Mathematical Literacy			Mathematics			Physical Sciences				
					Total Wrote	Achieved30-100%	% Achieved at 30% and Above	Total Wrote	Achieved30-100%	% Achieved at 30% and Above	Total Wrote	Achieved30-100%	% Achieved at 30% and Above	Total Wrote	Achieved30-100%	% Achieved at 30% and Above	Total Wrote	Achieved30-100%	% Achieved at 30% and Above	Total Wrote	Achieved30-100%	% Achieved at 30% and Above	Total Wrote	Achieved30-100%	% Achieved at 30% and Above	Total Wrote	Achieved30-100%	% Achieved at 30% and Above	Total Wrote	Achieved30-100%	% Achieved at 30% and Above	Total Wrote	Achieved30-100%	% Achieved at 30% and Above	Total Wrote	Achieved30-100%	% Achieved at 30% and Above		
KING CETSHWAYO	VELANGAYE H	2018	5113346	1	23	9	39.1	23	13	56.5	21	10	47.6	21	14	66.7	249	227	91.2	22	11	50	18	14	77.8	160	98	61.3				221	45	20.4	202	55	27.2		
	VULEKA SCHOOL FOR THE DEAF	2019	5113347	99													5	5	100											5	2	40							
	VULEKA SCHOOL FOR THE DEAF	2018	5113347	99													9	9	100											9	5	55.6							
	WELABASHA H	2019	5113472	2	13	11	84.6	63	63	100	93	92	98.9	13	13	100	175	175	100	92	82	89.1	16	16	100	105	102	97.1	67	62	92.5	100	62	62	96	77	80.2		
	WELABASHA H	2018	5113472	2	23	21	91.3	62	62	100	148	135	91.2	24	22	91.7	232	230	99.1	126	87	69	32	32	100	125	116	92.8	121	67	55.4	96	66	68.8	89	77	86.5		
	YAMELA S	2019	5113138	2													83	77	92.8	58	48	82.8	48	38	79.2	23	18	78.3	33	32	97	23	12	52.2	25	21	84		
	YAMELA S	2018	5113138	2	9	3	33.3				8	5	62.5	16	9	56.3	107	105	98.1	73	40	54.8	49	34	69.4	37	31	83.8	51	22	43.1	41	19	46.3	37	31	83.8		
	YANGUYE H	2019	5113473	2	9	6	66.7				18	8	44.4	10	6	60	30	30	100	17	13	76.5	10	10	100	8	7	87.5	13	11	84.6	15	4	26.7	8	7	87.5		
	YANGUYE H	2018	5113473	2	9	3	33.3				18	3	16.7	11	2	18.2	41	35	85.4	30	6	20	10	4	40	15	7	46.7	13	2	15.4	20	1	5	15	8	53.3		
	ZAKHEKAHLE S	2019	5113474	2							32	32	100				38	37	97.4										22	16	72.7	5	2	40	5	5	100		
	ZAKHEKAHLE S	2018	5113474	2							36	34	94.4				41	39	95.1										26	16	61.5	2	2	100	2	2	100		
	ZENZELENI MASHAMASE S	2019	5113234	2	12	5	41.7	21	13	61.9	21	7	33.3	23	9	39.1	65	57	87.7								31	14	45.2				27	5	18.5	16	7	43.8	
	ZENZELENI MASHAMASE S	2018	5113234	2	17	0	0	45	19	42.2	22	12	54.5	21	16	76.2	79	70	88.6								45	24	53.3				30	9	30	17	12	70.6	
	ZIMEME H	2019	5113235	1							38	26	68.4				38	37	97.4	0	0						38	20	52.6	0	0		38	13	34.2	38	29	76.3	
	ZIMEME H	2018	5113235	1							29	27	93.1				39	33	84.6								32	20	62.5				31	17	54.8	32	32	100	
	ZINQOBELE S	2019	5113236	1	4	1	25	33	27	81.8	17	5	29.4	10	3	30	70	61	87.1	30	21	70					39	28	71.8	26	22	84.6	14	4	28.6	6	3	50	
	ZINQOBELE S	2018	5113236	1	9	4	44.4	11	11	100	12	9	75				41	37	90.2	22	13	59.1					22	18	81.8				22	12	54.5	18	8	44.4	
	ZIPHOZONKE H	2019	5113475	3	19	6	31.6	16	15	93.8	19	10	52.6	19	10	52.6	102	102	100	77	68	88.3	50	49	98	30	25	83.3	72	54	75	30	21	70	29	26	89.7		



Province Districts	Centre Name	Year	Centre Number	Quintile	Subject Description																																
					Accounting			Agricultural Sciences			Business Studies			Economics			English First Additional Language			Geography			History			Life Sciences			Mathematical Literacy			Mathematics			Physical Sciences		
					Total Wrote	Achieved30-100%	% Achieved at 30% and Above	Total Wrote	Achieved30-100%	% Achieved at 30% and Above	Total Wrote	Achieved30-100%	% Achieved at 30% and Above	Total Wrote	Achieved30-100%	% Achieved at 30% and Above	Total Wrote	Achieved30-100%	% Achieved at 30% and Above	Total Wrote	Achieved30-100%	% Achieved at 30% and Above	Total Wrote	Achieved30-100%	% Achieved at 30% and Above	Total Wrote	Achieved30-100%	% Achieved at 30% and Above	Total Wrote	Achieved30-100%	% Achieved at 30% and Above	Total Wrote	Achieved30-100%	% Achieved at 30% and Above	Total Wrote	Achieved30-100%	% Achieved at 30% and Above
KING CETSWAYO	ZIPHOZONKE H	2018	5113475	3	20	9	45	26	24	92.3	20	11	55	20	17	85	119	119	100	93	59	63.4	45	41	91.1	48	39	81.3	65	36	55.4	50	23	46	48	40	83.3
	ZITHUME H	2019	5113237	2	5	0	0	10	3	30	10	9	90	9	8	88.9	20	19	95	10	3	30										17	0	0	10	1	10
	ZITHUME H	2018	5113237	2	6	6	100	18	3	16.7	17	6	35.3	7	7	100	55	41	74.5	39	39	100										23	23	100	17	3	17.6
	ZWELITHINI H	2019	5113139	4	19	18	94.7	20	19	95	17	16	94.1	21	16	76.2	127	126	99.2	73	49	67.1	63	57	90.5	34	34	100	59	44	74.6	52	21	40.4	34	30	88.2
	ZWELITHINI H	2018	5113139	4	21	9	42.9	13	9	69.2	22	7	31.8	22	20	90.9	100	100	100	65	45	69.2	43	43	100	34	32	94.1	43	39	90.7	54	18	33.3	33	25	75.8
PINETOWN	ALBINI H	2019	5412101	3	37	33	89.2				37	37	100	37	37	100	131	131	100	98	94	95.9	49	49	100	98	82	83.7	46	43	93.5	86	47	54.7	49	48	98
	ALBINI H	2018	5412101	3	49	38	77.6				46	43	93.5	47	45	95.7	139	139	100	89	82	92.1	49	49	100	89	77	86.5	49	43	87.8	85	39	45.9	41	35	85.4
	AM MOOLLA SPES NOVA	2019	5412446	99							2	2	100							2	2	100							2	2	100						
	AM MOOLLA SPES NOVA	2018	5412446	99							1	1	100							1	1	100							1	1	100						
	AMANDLETHU S	2019	5412301	3	35	27	77.1				26	22	84.6	39	27	69.2	237	234	98.7	143	92	64.3	150	129	86	54	32	59.3	174	138	79.3	59	30	50.8	32	29	90.6
	AMANDLETHU S	2018	5412301	3	73	60	82.2				55	40	72.7	75	60	80	215	214	99.5	105	71	67.6	103	95	92.2	33	28	84.8	119	87	73.1	97	38	39.2	24	22	91.7
	AMAOTI NO 3 COMBINED	2019	5412401	3	7	7	100				15	14	93.3	15	15	100	53	53	100	26	23	88.5	15	15	100	15	15	100	32	29	90.6	17	14	82.4	15	14	93.3
	AMAOTI NO 3 COMBINED	2018	5412401	3	12	6	50				38	20	52.6	41	27	65.9	55	55	100							14	14	100	29	25	86.2	23	11	47.8	14	14	100
	AMATSHEZULU H	2019	5412201	3	11	9	81.8	17	15	88.2	19	12	63.2	15	14	93.3	128	128	100	71	58	81.7	59	52	88.1	37	30	81.1	65	54	83.1	36	15	41.7	27	22	81.5
	AMATSHEZULU H	2018	5412201	3	9	8	88.9	8	8	100	14	11	78.6	13	13	100	101	100	99	70	40	57.1	56	49	87.5	26	25	96.2	66	39	59.1	26	16	61.5	18	16	88.9
	AVONFORD S	2019	5412403	5	18	18	100				53	36	67.9													17	17	100	49	42	85.7	18	14	77.8	10	10	100
	AVONFORD S	2018	5412403	5	24	19	79.2				22	10	45.5							22	22	100	8	8	100	16	16	100	36	34	94.4	10	9	90	5	5	100
BELVERTON S	2019	5412404	4	21	21	100				32	29	90.6							96	92	95.8				54	52	96.3	71	65	91.5	45	32	71.1	31	30	96.8	

Province Districts	Centre Name	Year	Centre Number	Quintile	Subject Description																																
					Accounting			Agricultural Sciences			Business Studies			Economics			English First Additional Language			Geography			History			Life Sciences			Mathematical Literacy			Mathematics			Physical Sciences		
					Total Wrote	Achieved30-100%	% Achieved at 30% and Above	Total Wrote	Achieved30-100%	% Achieved at 30% and Above	Total Wrote	Achieved30-100%	% Achieved at 30% and Above	Total Wrote	Achieved30-100%	% Achieved at 30% and Above	Total Wrote	Achieved30-100%	% Achieved at 30% and Above	Total Wrote	Achieved30-100%	% Achieved at 30% and Above	Total Wrote	Achieved30-100%	% Achieved at 30% and Above	Total Wrote	Achieved30-100%	% Achieved at 30% and Above	Total Wrote	Achieved30-100%	% Achieved at 30% and Above	Total Wrote	Achieved30-100%	% Achieved at 30% and Above	Total Wrote	Achieved30-100%	% Achieved at 30% and Above
PINETOWN	BELVERTON S	2018	5412404	4	13	12	92.3				29	27	93.1				82	77	93.9				43	42	97.7	70	67	95.7	26	23	88.5	15	14	93.3			
	BHEKISISA H	2019	5412302	4							17	14	82.4			19	19	100	16	15	93.8	19	19	100			19	17	89.5								
	BHEKISISA H	2018	5412302	4							16	7	43.8			23	20	87	15	9	60	23	20	87			18	12	66.7								
	BROOKDALE S	2019	5412405	5	7	7	100				8	6	75					25	25	100	18	18	100	17	17	100	27	25	92.6	17	14	82.4	10	10	100		
	BROOKDALE S	2018	5412405	5	8	8	100				21	10	47.6					16	16	100	21	21	100	11	11	100	30	27	90	11	11	100	11	11	100		
	BUFFELSDALE S	2019	5412406	5	7	7	100											18	17	94.4				14	13	92.9	25	23	92	8	6	75	6	6	100		
	BUFFELSDALE S	2018	5412406	5	4	4	100				18	14	77.8					18	17	94.4				22	20	90.9	34	27	79.4	10	8	80	4	4	100		
	BUHLEBEMFUNDO S	2019	5412102	4	13	7	53.8				35	20	57.1	11	10	90.9	88	88	100	27	11	40.7	35	29	82.9	31	21	67.7	39	34	87.2	25	16	64	19	15	78.9
	BUHLEBEMFUNDO S	2018	5412102	4	16	7	43.8				65	12	18.5	20	15	75	155	151	97.4	46	27	58.7	61	40	65.6	49	36	73.5	50	26	52	54	10	18.5	36	10	27.8
	CRYSTAL POINT S	2019	5412409	5							68	67	98.5						33	33	100	39	39	100	83	76	91.6	78	76	97.4	29	29	100	29	29	100	
	CRYSTAL POINT S	2018	5412409	5							54	41	75.9							27	27	100	26	26	100	63	59	93.7	63	60	95.2	26	25	96.2	26	26	100
	DABEKA S	2019	5412303	3	7	6	85.7				38	29	76.3	14	14	100	72	72	100	52	32	61.5				33	23	69.7	35	21	60	28	15	53.6	14	14	100
	DABEKA S	2018	5412303	3	10	8	80				60	33	55	26	21	80.8	112	106	94.6	85	50	58.8				66	42	63.6	59	24	40.7	52	21	40.4	26	24	92.3
	DALEVIEW S	2019	5412304	5							55	13	23.6	14	9	64.3				33	16	48.5				18	11	61.1	56	46	82.1						
	DALEVIEW S	2018	5412304	5	15	13	86.7				35	23	65.7	19	19	100				25	20	80				1	0	0	24	21	87.5	16	9	56.3			
	DASSENHOEK H	2019	5412103	3	19	2	10.5	20	18	90	17	4	23.5	17	3	17.6	112	93	83	20	9	45	42	20	47.6	19	18	94.7	40	21	52.5	38	12	31.6	12	10	83.3
	DASSENHOEK H	2018	5412103	3	11	3	27.3	27	19	70.4	12	7	58.3	12	6	50	142	133	93.7	37	3	8.1	66	35	53	26	21	80.8	53	9	17	53	13	24.5	28	12	42.9
	DICK NDLOVU H	2019	5412104	2	5	1	20				19	11	57.9	20	7	35	91	87	95.6	37	20	54.1	17	16	94.1	35	19	54.3	20	15	75	21	12	57.1	20	15	75
	DICK NDLOVU H	2018	5412104	2	13	7	53.8				35	23	65.7	37	12	32.4	100	97	97	38	29	76.3	7	7	100	31	26	83.9	18	10	55.6	34	21	61.8	20	12	60
	DR AD LAZARUS S	2019	5412105	5	18	18	100				58	53	91.4	14	10	71.4				47	45	95.7	48	48	100	92	83	90.2	51	50	98	71	47	66.2	40	38	95



Province Districts	Centre Name	Year	Centre Number	Quintile	Subject Description																																
					Accounting			Agricultural Sciences			Business Studies			Economics			English First Additional Language			Geography			History			Life Sciences			Mathematical Literacy			Mathematics			Physical Sciences		
					Total Wrote	Achieved30-100%	% Achieved at 30% and Above	Total Wrote	Achieved30-100%	% Achieved at 30% and Above	Total Wrote	Achieved30-100%	% Achieved at 30% and Above	Total Wrote	Achieved30-100%	% Achieved at 30% and Above	Total Wrote	Achieved30-100%	% Achieved at 30% and Above	Total Wrote	Achieved30-100%	% Achieved at 30% and Above	Total Wrote	Achieved30-100%	% Achieved at 30% and Above	Total Wrote	Achieved30-100%	% Achieved at 30% and Above	Total Wrote	Achieved30-100%	% Achieved at 30% and Above	Total Wrote	Achieved30-100%	% Achieved at 30% and Above			
PINETOWN	DR AD LAZARUS S	2018	5412105	5	27	26	96.3				82	54	65.9						54	54	100	70	66	94.3	112	105	93.8	61	54	88.5	96	51	53.1	42	38	90.5	
	DR JL DUBE H	2019	5412305	4	21	17	81				55	43	78.2	82	22	26.8	132	130	98.5	19	18	94.7	41	26	63.4	47	23	48.9	68	49	72.1	39	8	20.5	20	10	50
	DR JL DUBE H	2018	5412305	4	16	8	50				31	14	45.2	39	22	56.4	99	92	92.9	18	18	100	23	20	87	30	26	86.7	16	7	43.8	26	12	46.2	17	16	94.1
	DUMEHLEZI H	2019	5412306	3	6	6	100				19	14	73.7	6	3	50	55	54	98.2				38	33	86.8	20	18	90	25	21	84	13	9	69.2	5	5	100
	DUMEHLEZI H	2018	5412306	3	23	11	47.8				38	7	18.4	11	10	90.9	138	134	97.1				89	65	73	45	32	71.1	44	26	59.1	25	14	56	16	13	81.3
	EARLINGTON S	2019	5412410	5	26	26	100				78	74	94.9							55	55	100				79	77	97.5	74	74	100	25	24	96	20	20	100
	EARLINGTON S	2018	5412410	5	21	21	100				74	62	83.8							73	72	98.6				61	61	100	73	70	95.9	20	19	95	16	16	100
	EASTBURY S	2019	5412411	5							44	37	84.1													23	23	100	42	39	92.9	13	11	84.6	13	12	92.3
	EASTBURY S	2018	5412411	5	7	7	100				44	33	75													30	29	96.7	50	44	88	18	13	72.2	17	16	94.1
	EMACHOBENI SEC SCHOOL	2019	5412538	3	4	4	100				24	11	45.8	3	3	100	72	72	100	37	37	100	44	44	100	41	36	87.8	44	44	100	16	12	75	13	13	100
	EMACHOBENI SEC SCHOOL	2018	5412538	3	10	9	90				27	16	59.3	9	9	100	87	84	96.6	21	13	61.9	33	33	100	21	21	100	29	29	100	17	12	70.6	9	8	88.9
	ERIC MTSHALI SECONDARY SCHOOL	2019	5412545	3	12	6	50				23	20	87	11	11	100	79	79	100	48	46	95.8	40	39	97.5	57	50	87.7	33	31	93.9	35	14	40	24	22	91.7
	ERIC MTSHALI SECONDARY SCHOOL	2018	5412545	3	23	11	47.8				25	15	60	13	12	92.3	109	100	91.7	52	21	40.4	56	47	83.9	74	53	71.6	40	32	80	43	14	32.6	33	24	72.7
	FAIRBREEZE S	2019	5412412	4	18	18	100													33	31	93.9	77	75	97.4	24	22	91.7	77	49	63.6	18	12	66.7	9	9	100
	FAIRBREEZE S	2018	5412412	4	22	22	100				22	18	81.8							23	22	95.7	42	42	100	38	36	94.7	60	42	70	20	16	80	18	18	100
	FERNDALE COMBINED	2019	5412413	4	29	24	82.8				63	40	63.5	63	45	71.4				16	16	100	21	21	100	16	14	87.5	84	71	84.5	17	10	58.8			
	FERNDALE COMBINED	2018	5412413	4	34	27	79.4				52	24	46.2	47	44	93.6				26	24	92.3				26	24	92.3	64	41	64.1	34	8	23.5			
FORESTHAVEN S	2019	5412414	5							29	20	69							21	20	95.2				21	15	71.4	32	28	87.5	5	4	80	5	5	100	







Province Districts	Centre Name	Year	Centre Number	Quintile	Subject Description																																		
					Accounting			Agricultural Sciences			Business Studies			Economics			English First Additional Language			Geography			History			Life Sciences			Mathematical Literacy			Mathematics			Physical Sciences				
					Total Wrote	Achieved30-100%	% Achieved at 30% and Above	Total Wrote	Achieved30-100%	% Achieved at 30% and Above	Total Wrote	Achieved30-100%	% Achieved at 30% and Above	Total Wrote	Achieved30-100%	% Achieved at 30% and Above	Total Wrote	Achieved30-100%	% Achieved at 30% and Above	Total Wrote	Achieved30-100%	% Achieved at 30% and Above	Total Wrote	Achieved30-100%	% Achieved at 30% and Above	Total Wrote	Achieved30-100%	% Achieved at 30% and Above	Total Wrote	Achieved30-100%	% Achieved at 30% and Above	Total Wrote	Achieved30-100%	% Achieved at 30% and Above	Total Wrote	Achieved30-100%	% Achieved at 30% and Above		
PINETOWN	INANDA SEMINARY S	2018	5412311	99	23	23	100				38	38	100				36	36	100	37	37	100	42	42	100	55	55	100	27	27	100	46	45	97.8	24	24	100		
	INGQUNQULU H	2019	5412204	3							15	7	46.7				18	18	100				18	16	88.9				15	10	66.7								
	INGQUNQULU H	2018	5412204	3							5	4	80				29	29	100	24	19	79.2	21	21	100	29	23	79.3	21	15	71.4	8	4	50	8	7	87.5		
	INHLAKANIPHO H	2019	5412312	4	8	5	62.5				51	32	62.7	11	7	63.6	84	84	100	45	33	73.3	28	27	96.4	43	28	65.1	42	30	71.4	29	13	44.8	20	18	90		
	INHLAKANIPHO H	2018	5412312	4	4	2	50				57	20	35.1	3	3	100	80	80	100	43	34	79.1	15	13	86.7	32	21	65.6	34	28	82.4	12	7	58.3	9	8	88.9		
	INTSHISEKELO S	2019	5412313	3	18	12	66.7				45	35	77.8	45	41	91.1	150	149	99.3	71	48	67.6	53	35	66	20	19	95	85	68	80	31	15	48.4	14	14	100		
	INTSHISEKELO S	2018	5412313	3	22	15	68.2				57	38	66.7	60	49	81.7	173	170	98.3	67	32	47.8	68	42	61.8	33	28	84.8	88	54	61.4	28	10	35.7	10	8	80		
	ISIBONELO SS	2019	5412314	4	19	7	36.8	13	11	84.6	73	36	49.3	16	11	68.8	148	144	97.3	43	25	58.1	42	37	88.1	61	31	50.8	76	58	76.3	50	19	38	30	10	33.3		
	ISIBONELO SS	2018	5412314	4	30	7	23.3	21	18	85.7	75	37	49.3	32	14	43.8	153	151	98.7	37	26	70.3	33	29	87.9	65	39	60	50	26	52	80	35	43.8	50	21	42		
	ISIBUKOZWE H	2019	5412205	3	21	9	42.9				21	10	47.6	17	5	29.4	166	153	92.2	142	41	28.9	104	70	67.3	19	9	47.4	122	72	59	24	6	25	13	6	46.2		
	ISIBUKOZWE H	2018	5412205	3	21	8	38.1				20	10	50	20	9	45	119	119	100	97	53	54.6	66	64	97	32	18	56.3	62	29	46.8	41	11	26.8	30	8	26.7		
	ISIZINDA S	2019	5412111	3	14	14	100				34	27	79.4	28	17	60.7	161	152	94.4	99	33	33.3	93	55	59.1	69	22	31.9	62	27	43.5	22	5	22.7	8	4	50		
	ISIZINDA S	2018	5412111	3	23	15	65.2				25	20	80	29	25	86.2	168	163	97	106	40	37.7	98	77	78.6	96	35	36.5	84	33	39.3	40	10	25	17	12	70.6		
	JE NDLOVU S	2019	5412315	4							4	2	50	4	3	75	62	60	96.8	47	26	55.3	47	28	59.6	34	15	44.1	40	20	50								
	JE NDLOVU S	2018	5412315	4							6	1	16.7	6	3	50	29	28	96.6	27	15	55.6	16	8	50	18	16	88.9	21	10	47.6	6	5	83.3	6	5	83.3		
	JG ZUMA H	2019	5412316	2	34	21	61.8				46	39	84.8	11	10	90.9	205	205	100	105	94	89.5	96	96	100	44	44	100	120	113	94.2	76	68	89.5	44	43	97.7		
	JG ZUMA H	2018	5412316	2	22	22	100				81	77	95.1	9	9	100	209	209	100	55	49	89.1	94	92	97.9	40	40	100	121	101	83.5	62	58	93.5	39	38	97.4		
	KHABAZELA H	2019	5412206	2	16	10	62.5				19	7	36.8	9	7	77.8	104	104	100	33	23	69.7	59	47	79.7	48	22	45.8	56	38	67.9	25	13	52	16	9	56.3		
	KHABAZELA H	2018	5412206	2	18	14	77.8				13	9	69.2	12	11	91.7	101	99	98	34	14	41.2	54	37	68.5	51	33	64.7	49	30	61.2	30	9	30	19	8	42.1		
	KHAMANGWA S	2019	5412207	2	8	5	62.5				8	7	87.5	8	7	87.5	10	10	100										6	4	66.7	4	1	25					





Province Districts	Centre Name	Year	Centre Number	Quintile	Subject Description																																	
					Accounting			Agricultural Sciences			Business Studies			Economics			English First Additional Language			Geography			History			Life Sciences			Mathematical Literacy			Mathematics			Physical Sciences			
					Total Wrote	Achieved30-100%	% Achieved at 30% and Above	Total Wrote	Achieved30-100%	% Achieved at 30% and Above	Total Wrote	Achieved30-100%	% Achieved at 30% and Above	Total Wrote	Achieved30-100%	% Achieved at 30% and Above	Total Wrote	Achieved30-100%	% Achieved at 30% and Above	Total Wrote	Achieved30-100%	% Achieved at 30% and Above	Total Wrote	Achieved30-100%	% Achieved at 30% and Above	Total Wrote	Achieved30-100%	% Achieved at 30% and Above	Total Wrote	Achieved30-100%	% Achieved at 30% and Above	Total Wrote	Achieved30-100%	% Achieved at 30% and Above	Total Wrote	Achieved30-100%	% Achieved at 30% and Above	
PINETOWN	LENAREA S	2018	5412420	5	8	8	100				44	28	63.6				17	17	100	51	51	100	38	37	97.4	58	55	94.8	12	9	75	7	7	100				
	LOCKHAT H	2019	5412421	3	9	9	100				20	11	55	20	17	85	72	72	100	40	32	80	43	43	100	21	20	95.2	56	49	87.5	13	8	61.5	7	6	85.7	
	LOCKHAT H	2018	5412421	3	7	7	100				18	10	55.6	19	15	78.9	63	63	100	32	25	78.1	29	28	96.6	25	22	88	41	35	85.4	17	10	58.8	12	10	83.3	
	LUNGISISA INDLELA VILLAGE SCHOOL	2019	5412650	1							4	4	100				4	4	100								3	3	100	1	1	100						
	LUNGISISA INDLELA VILLAGE SCHOOL	2018	5412650	1							6	6	100				6	6	100								2	2	100	4	4	100						
	LUPHAPHE H	2019	5412212	3													35	28	80	29	5	17.2	26	23	88.5	28	20	71.4	29	11	37.9							
	LUPHAPHE H	2018	5412212	3	12	8	66.7				14	8	57.1	10	7	70	45	42	93.3	29	14	48.3	29	26	89.7	29	17	58.6	30	11	36.7	10	0	0				
	LUTHAYI H	2019	5412213	3	16	15	93.8				127	65	51.2	16	12	75	191	187	97.9	176	102	58	42	22	52.4	101	51	50.5	142	84	59.2	51	14	27.5	34	20	58.8	
	LUTHAYI H	2018	5412213	3	22	22	100				135	67	49.6	22	20	90.9	162	160	98.8	140	89	63.6	66	45	68.2	73	58	79.5	113	65	57.5	49	17	34.7	27	19	70.4	
	MAGQIBAGQIBA JS	2019	5412319	3	10	9	90				17	14	82.4				32	32	100	21	20	95.2				15	13	86.7	17	16	94.1	15	10	66.7	15	13	86.7	
	MAGQIBAGQIBA JS	2018	5412319	3	6	5	83.3				19	10	52.6				43	42	97.7	27	18	66.7				13	11	84.6	20	18	90	13	7	53.8	11	7	63.6	
	MAKHAPHA COMBINED	2019	5412320	3	10	8	80				39	22	56.4	7	7	100	53	53	100	42	41	97.6	32	32	100	15	12	80	28	28	100	22	11	50	15	7	46.7	
	MAKHAPHA COMBINED	2018	5412320	3	11	8	72.7				28	20	71.4	9	9	100	49	49	100	33	30	90.9	21	21	100	14	11	78.6	21	14	66.7	19	7	36.8	11	10	90.9	
	MANDLENKOSI H	2019	5412321	3	10	10	100	23	17	73.9	22	10	45.5	11	7	63.6	104	101	97.1	50	29	58	45	41	91.1	38	27	71.1	53	44	83	38	9	23.7	27	18	66.7	
	MANDLENKOSI H	2018	5412321	3	15	13	86.7	51	21	41.2	41	14	34.1	16	10	62.5	176	168	95.5	44	34	77.3	53	48	90.6	54	39	72.2	54	42	77.8	57	21	36.8	44	25	56.8	
	MANDOSI COMBINED	2019	5412346	2	10	4	40				23	12	52.2	23	11	47.8	55	54	98.2	32	27	84.4	23	17	73.9	32	28	87.5	26	19	73.1	27	10	37	15	14	93.3	
	MANDOSI COMBINED	2018	5412346	2	8	6	75				14	10	71.4	12	9	75	54	47	87	33	16	48.5	19	8	42.1	38	22	57.9	23	13	56.5	26	5	19.2	16	8	50	
	MAPHETHETHA H	2019	5412233	2	5	5	100				15	12	80	5	5	100	30	30	100	15	13	86.7	18	18	100	15	13	86.7	18	15	83.3	12	4	33.3	7	2	28.6	
MAPHETHETHA H	2018	5412233	2	8	7	87.5				7	4	57.1	7	6	85.7	59	45	76.3	20	12	60	37	27	73	17	13	76.5	13	7	53.8	13	6	46.2	8	3	37.5		



Province Districts	Centre Name	Year	Centre Number	Quintile	Subject Description																																
					Accounting			Agricultural Sciences			Business Studies			Economics			English First Additional Language			Geography			History			Life Sciences			Mathematical Literacy			Mathematics			Physical Sciences		
					Total Wrote	Achieved30-100%	% Achieved at 30% and Above	Total Wrote	Achieved30-100%	% Achieved at 30% and Above	Total Wrote	Achieved30-100%	% Achieved at 30% and Above	Total Wrote	Achieved30-100%	% Achieved at 30% and Above	Total Wrote	Achieved30-100%	% Achieved at 30% and Above	Total Wrote	Achieved30-100%	% Achieved at 30% and Above	Total Wrote	Achieved30-100%	% Achieved at 30% and Above	Total Wrote	Achieved30-100%	% Achieved at 30% and Above	Total Wrote	Achieved30-100%	% Achieved at 30% and Above	Total Wrote	Achieved30-100%	% Achieved at 30% and Above			
PINETOWN	MOUNT EDGECOMBE PRIVATE	2018	5412422	99	9	8	88.9				9	9	100				7	7	100				6	6	100				13	10	76.9	8	8	100			
	MOUNTVIEW S	2019	5412423	4	48	44	91.7				39	32	82.1	18	18	100				98	98	100	71	71	100	98	94	95.9	117	111	94.9	93	89	95.7	76	71	93.4
	MOUNTVIEW S	2018	5412423	4	69	64	92.8				24	23	95.8	18	18	100				54	54	100	30	30	100	81	81	100	67	60	89.6	83	83	100	66	61	92.4
	MQHAWE S	2019	5412323	3	19	13	68.4	39	29	74.4	28	14	50	24	8	33.3	155	153	98.7	13	12	92.3	67	66	98.5	62	50	80.6	54	46	85.2	70	27	38.6	47	35	74.5
	MQHAWE S	2018	5412323	3	21	16	76.2	31	28	90.3	15	13	86.7	17	15	88.2	177	176	99.4	41	21	51.2	31	30	96.8	86	63	73.3	66	30	45.5	70	37	52.9	54	44	81.5
	MVABA H	2019	5412324	3	18	16	88.9	5	5	100	14	14	100	14	9	64.3	135	134	99.3	115	89	77.4	86	80	93	36	31	86.1	87	65	74.7	59	32	54.2	41	16	39
	MVABA H	2018	5412324	3	19	19	100	7	7	100	34	18	52.9	41	30	73.2	119	119	100	61	47	77	32	31	96.9	46	37	80.4	55	34	61.8	63	34	54	62	31	50
	MYEKA S	2019	5412218	3	9	9	100				21	18	85.7	9	9	100	103	103	100	56	48	85.7	55	45	81.8	27	26	96.3	67	44	65.7	36	15	41.7	27	25	92.6
	MYEKA S	2018	5412218	3	17	14	82.4				31	13	41.9	17	13	76.5	136	131	96.3	63	39	61.9	80	56	70	23	22	95.7	89	37	41.6	40	14	35	23	22	95.7
	MZUVELE S	2019	5412325	4	7	7	100				53	15	28.3	31	22	71	217	179	82.5	61	34	55.7	47	28	59.6	44	27	61.4	71	31	43.7	35	16	45.7	20	8	40
	MZUVELE S	2018	5412325	4	18	13	72.2				62	33	53.2	37	35	94.6	196	173	88.3	105	37	35.2	31	16	51.6	43	35	81.4	46	21	45.7	38	10	26.3	11	8	72.7
	NDENGEZI INTERMEDIATE	2019	5412746	4													23	23	100	12	8	66.7	15	13	86.7				13	12	92.3						
	NDENGEZI INTERMEDIATE	2018	5412746	4													39	37	94.9	13	8	61.5	13	9	69.2				17	14	82.4						
	NDGENGETHO H	2019	5412116	4	21	12	57.1				25	20	80	22	17	77.3	119	119	100	68	62	91.2	41	41	100	37	31	83.8	37	34	91.9	46	9	19.6	17	15	88.2
	NDGENGETHO H	2018	5412116	4	17	6	35.3				18	8	44.4	15	10	66.7	155	155	100	66	54	81.8	40	40	100	39	29	74.4	26	23	88.5	52	23	44.2	17	17	100
	NEW RIVER P	2019	5412326	3	14	12	85.7				15	8	53.3	17	15	88.2	18	18	100													11	6	54.5			
	NEW RIVER P	2018	5412326	3	22	9	40.9				25	5	20	24	8	33.3	27	26	96.3												22	3	13.6				
	NEWLANDS EAST S	2019	5412327	4	32	26	81.3				85	80	94.1	22	17	77.3				44	35	79.5	59	59	100	86	77	89.5	105	102	97.1	24	21	87.5	21	21	100
NEWLANDS EAST S	2018	5412327	4	26	16	61.5				90	51	56.7	22	21	95.5				44	34	77.3	44	40	90.9	73	63	86.3	94	80	85.1	44	27	61.4	22	19	86.4	


Province Districts	Centre Name	Year	Centre Number	Quintile	Subject Description																																
					Accounting			Agricultural Sciences			Business Studies			Economics			English First Additional Language			Geography			History			Life Sciences			Mathematical Literacy			Mathematics			Physical Sciences		
					Total Wrote	Achieved30-100%	% Achieved at 30% and Above	Total Wrote	Achieved30-100%	% Achieved at 30% and Above	Total Wrote	Achieved30-100%	% Achieved at 30% and Above	Total Wrote	Achieved30-100%	% Achieved at 30% and Above	Total Wrote	Achieved30-100%	% Achieved at 30% and Above	Total Wrote	Achieved30-100%	% Achieved at 30% and Above	Total Wrote	Achieved30-100%	% Achieved at 30% and Above	Total Wrote	Achieved30-100%	% Achieved at 30% and Above	Total Wrote	Achieved30-100%	% Achieved at 30% and Above	Total Wrote	Achieved30-100%	% Achieved at 30% and Above	Total Wrote	Achieved30-100%	% Achieved at 30% and Above
PINETOWN	NHLANHLAYETHU S	2019	5412328	3	35	33	94.3				27	25	92.6	27	19	70.4	164	163	99.4	53	43	81.1	63	60	95.2	70	62	88.6	91	90	98.9	63	48	76.2	38	37	97.4
	NHLANHLAYETHU S	2018	5412328	3	45	41	91.1				48	34	70.8	50	32	64	172	169	98.3	52	45	86.5	57	57	100	63	59	93.7	93	81	87.1	62	56	90.3	35	35	100
	NILGIRI S	2019	5412117	3	14	14	100				98	82	83.7	14	13	92.9				75	55	73.3	61	61	100	104	73	70.2	105	96	91.4	67	14	20.9	54	21	38.9
	NILGIRI S	2018	5412117	3							69	32	46.4							70	48	68.6	74	74	100	88	76	86.4	103	65	63.1	58	27	46.6	58	36	62.1
	NKOSIBOMVU S	2019	5412424	3	35	28	80				72	55	76.4	33	24	72.7	344	340	98.8	197	151	76.6	151	139	92.1	111	80	72.1	206	150	72.8	86	45	52.3	56	46	82.1
	NKOSIBOMVU S	2018	5412424	3	21	13	61.9				62	44	71	42	34	81	295	293	99.3	210	107	51	115	110	95.7	107	72	67.3	227	134	59	55	33	60	36	31	86.1
	NKOSINATHI S	2019	5412329	3	14	12	85.7				35	34	97.1	31	29	93.5	149	149	100	44	44	100	72	70	97.2	58	57	98.3	105	84	80	37	23	62.2	23	22	95.7
	NKOSINATHI S	2018	5412329	3	14	14	100				58	34	58.6	42	28	66.7	204	204	100	44	42	95.5	102	101	99	57	57	100	147	87	59.2	35	24	68.6	22	21	95.5
	NOGUNJWA H	2019	5412219	2	15	15	100				24	17	70.8	18	18	100	181	154	85.1	83	67	80.7	56	55	98.2	66	60	90.9	100	36	36	70	12	17.1	29	13	44.8
	NOGUNJWA H	2018	5412219	2	18	11	61.1				21	16	76.2	21	15	71.4	156	146	93.6	78	45	57.7	54	53	98.1	73	42	57.5	80	21	26.3	56	24	42.9	29	26	89.7
	NORTHMEAD S	2019	5412425	5	15	13	86.7				60	52	86.7	25	22	88				61	56	91.8				55	49	89.1	82	80	97.6	31	23	74.2	27	17	63
	NORTHMEAD S	2018	5412425	5	17	17	100				40	29	72.5	16	16	100				83	67	80.7				70	61	87.1	79	70	88.6	38	34	89.5	28	20	71.4
	NQABAKAZULU H	2019	5412330	4	14	11	78.6				93	39	41.9	11	9	81.8	227	227	100	77	56	72.7	63	60	95.2	99	66	66.7	128	83	64.8	27	19	70.4	21	19	90.5
	NQABAKAZULU H	2018	5412330	4	34	30	88.2				90	45	50	30	25	83.3	207	205	99	62	53	85.5	46	39	84.8	79	62	78.5	89	67	75.3	64	24	37.5	38	31	81.6
	NTEE H	2019	5412118	4	14	14	100				17	10	58.8	14	11	78.6	90	89	98.9	71	71	100	33	33	100	39	38	97.4	31	30	96.8	42	15	35.7	35	35	100
	NTEE H	2018	5412118	4	9	9	100				14	3	21.4	13	13	100	102	102	100	65	52	80	46	45	97.8	32	31	96.9	33	32	97	38	22	57.9	28	20	71.4
	OHLANGE S	2019	5412331	3	22	19	86.4				39	19	48.7	3	3	100	180	180	100				131	108	82.4	73	46	63	112	86	76.8	45	30	66.7	41	37	90.2
	OHLANGE S	2018	5412331	3	18	15	83.3				47	27	57.4	13	13	100	159	158	99.4				87	80	92	58	53	91.4	94	65	69.1	48	31	64.6	36	29	80.6
	PALMVIEW S	2019	5412426	5	47	46	97.9				43	42	97.7	34	33	97.1				8	8	100	52	52	100	68	67	98.5	51	46	90.2	92	60	65.2	45	41	91.1
	PALMVIEW S	2018	5412426	5	22	22	100				44	37	84.1							28	28	100	59	59	100	115	110	95.7	63	59	93.7	93	67	72	50	45	90

Province Districts	Centre Name	Year	Centre Number	Quintile	Subject Description																																		
					Accounting			Agricultural Sciences			Business Studies			Economics			English First Additional Language			Geography			History			Life Sciences			Mathematical Literacy			Mathematics			Physical Sciences				
					Total Wrote	Achieved30-100%	% Achieved at 30% and Above	Total Wrote	Achieved30-100%	% Achieved at 30% and Above	Total Wrote	Achieved30-100%	% Achieved at 30% and Above	Total Wrote	Achieved30-100%	% Achieved at 30% and Above	Total Wrote	Achieved30-100%	% Achieved at 30% and Above	Total Wrote	Achieved30-100%	% Achieved at 30% and Above	Total Wrote	Achieved30-100%	% Achieved at 30% and Above	Total Wrote	Achieved30-100%	% Achieved at 30% and Above	Total Wrote	Achieved30-100%	% Achieved at 30% and Above	Total Wrote	Achieved30-100%	% Achieved at 30% and Above	Total Wrote	Achieved30-100%	% Achieved at 30% and Above		
PINETOWN	PHEMBISIZWE H	2019	5412332	4	9	4	44.4				27	11	40.7	11	8	72.7	65	60	92.3	17	10	58.8	13	11	84.6	14	14	100	13	9	69.2	22	0	0	13	4	30.8		
	PHEMBISIZWE H	2018	5412332	4	6	4	66.7				27	9	33.3	8	4	50	85	80	94.1	28	12	42.9	15	14	93.3	24	23	95.8	26	7	26.9	24	1	4.2	16	5	31.3		
	PHEZULU H	2019	5412220	3	22	17	77.3				52	21	40.4	23	15	65.2	162	157	96.9	75	55	73.3	74	68	91.9	115	58	50.4	73	53	72.6	48	19	39.6	40	27	67.5		
	PHEZULU H	2018	5412220	3	17	14	82.4				17	15	88.2	17	17	100	144	144	100	128	75	58.6	67	67	100	128	82	64.1	68	45	66.2	77	35	45.5	60	38	63.3		
	PHOENIX MUSLIM	2019	5412345	99	10	10	100				19	17	89.5							30	28	93.3				30	29	96.7	21	21	100	19	14	73.7	16	15	93.8		
	PHOENIX MUSLIM	2018	5412345	99	22	22	100				19	14	73.7													33	33	100	14	14	100	28	26	92.9	23	22	95.7		
	PHOENIX S	2019	5412427	5	19	18	94.7				26	19	73.1							28	28	100	24	24	100	42	35	83.3	62	58	93.5	22	20	90.9	14	14	100		
	PHOENIX S	2018	5412427	5	15	15	100				36	25	69.4							33	33	100	28	27	96.4	49	49	100	72	66	91.7	23	19	82.6	16	16	100		
	PHOENIX TECHNICAL S	2019	5412333	5																																			
	PHOENIX TECHNICAL S	2018	5412333	5																																			
	PINETOWN BOYS` H	2019	5412120	5	60	34	56.7				55	30	54.5							61	60	98.4	67	67	100	46	37	80.4	82	82	100	65	45	69.2	47	32	68.1		
	PINETOWN BOYS` H	2018	5412120	5	50	33	66				53	30	56.6							61	60	98.4	57	57	100	47	47	100	42	41	97.6	93	61	65.6	43	40	93		
	PINETOWN GIRLS` H	2019	5412121	5	47	44	93.6				53	49	92.5							79	78	98.7	43	43	100	157	151	96.2	98	98	100	95	69	72.6	45	43	95.6		
	PINETOWN GIRLS` H	2018	5412121	5	42	38	90.5				57	53	93							82	82	100	60	60	100	164	161	98.2	115	115	100	97	71	73.2	54	53	98.1		
	RACING & EQUESTRIAN ACADEMY	2019	5412122	99							2	1	50																2	2	100								
	RACING & EQUESTRIAN ACADEMY	2018	5412122	99							3	0	0																3	3	100								
	RESERVOIR HILLS S	2019	5412123	5	20	17	85				69	44	63.8							23	20	87	38	38	100	62	47	75.8	58	53	91.4	24	14	58.3	11	11	100		
	RESERVOIR HILLS S	2018	5412123	5	18	14	77.8				64	34	53.1							27	16	59.3	34	29	85.3	46	39	84.8	52	41	78.8	27	11	40.7	12	12	100		
	RIETVALLEI COMBINED	2019	5412221	3	8	8	100				7	7	100	9	9	100	68	68	100	22	21	95.5	29	29	100	55	27	49.1	28	23	82.1	29	15	51.7	26	22	84.6		



Province Districts	Centre Name	Year	Centre Number	Quintile	Subject Description																																
					Accounting			Agricultural Sciences			Business Studies			Economics			English First Additional Language			Geography			History			Life Sciences			Mathematical Literacy			Mathematics			Physical Sciences		
					Total Wrote	Achieved30-100%	% Achieved at 30% and Above	Total Wrote	Achieved30-100%	% Achieved at 30% and Above	Total Wrote	Achieved30-100%	% Achieved at 30% and Above	Total Wrote	Achieved30-100%	% Achieved at 30% and Above	Total Wrote	Achieved30-100%	% Achieved at 30% and Above	Total Wrote	Achieved30-100%	% Achieved at 30% and Above	Total Wrote	Achieved30-100%	% Achieved at 30% and Above	Total Wrote	Achieved30-100%	% Achieved at 30% and Above	Total Wrote	Achieved30-100%	% Achieved at 30% and Above	Total Wrote	Achieved30-100%	% Achieved at 30% and Above			
PINETOWN	RIETVALLEI COMBINED	2018	5412221	3	11	11	100				5	2	40	9	6	66.7	101	98	97	25	15	60	28	27	96.4	68	22	32.4	26	13	50	43	7	16.3	40	20	50
	ROSEWAY WALDORF H	2019	5412138	1																8	8	100	8	8	100	4	4	100	11	11	100	5	3	60	3	3	100
	ROSEWAY WALDORF H	2018	5412138	1																7	7	100	5	5	100	2	2	100	10	10	100	4	4	100	2	2	100
	RYDALPARK S	2019	5412428	5	19	17	89.5				16	10	62.5							37	36	97.3				38	38	100	52	50	96.2	26	22	84.6	21	20	95.2
	RYDALPARK S	2018	5412428	5	12	12	100				38	29	76.3	24	24	100				25	25	100	22	22	100	40	36	90	58	57	98.3	21	21	100	15	14	93.3
	SACRED HEART S	2019	5412429	2	8	8	100				23	19	82.6				32	32	100	25	20	80				22	20	90.9	15	15	100	15	9	60	7	7	100
	SACRED HEART S	2018	5412429	2	11	10	90.9				39	16	41				46	46	100	33	30	90.9				21	20	95.2	30	27	90	15	10	66.7	9	6	66.7
	SASTRI PARK S	2019	5412430	5							35	25	71.4				37	37	100	32	25	78.1	14	12	85.7	18	13	72.2	40	35	87.5	13	2	15.4			
	SASTRI PARK S	2018	5412430	5							44	15	34.1				56	56	100	48	40	83.3				24	18	75	44	33	75	23	5	21.7			
	SEATIDES COMBINED	2019	5412431	5	35	33	94.3				28	24	85.7							53	53	100				67	63	94	28	28	100	49	40	81.6	37	34	91.9
	SEATIDES COMBINED	2018	5412431	5	40	40	100				35	33	94.3							68	68	100				73	72	98.6	35	34	97.1	60	54	90	47	45	95.7
	SENZOKWETHU S	2019	5412334	3	12	6	50				68	39	57.4	56	39	69.6	95	94	98.9	28	27	96.4	18	18	100	18	18	100	62	53	85.5	30	14	46.7	18	18	100
	SENZOKWETHU S	2018	5412334	3	13	5	38.5				89	48	53.9	63	40	63.5	134	133	99.3	49	42	85.7	36	35	97.2	36	36	100	119	53	44.5	54	27	50	38	31	81.6
	SIKHETHUXOLO H	2019	5412222	3	22	19	86.4	17	15	88.2	42	24	57.1	39	15	38.5	239	224	93.7	116	69	59.5	97	68	70.1	68	38	55.9	124	89	71.8	56	10	17.9	47	26	55.3
	SIKHETHUXOLO H	2018	5412222	3	15	12	80	15	15	100	43	15	34.9	19	18	94.7	145	131	90.3	60	50	83.3	38	33	86.8	49	44	89.8	40	37	92.5	47	28	59.6	33	33	100
	SIPHESIHLE H	2019	5412223	3	25	16	64				14	13	92.9	15	2	13.3	96	94	97.9	59	36	61	38	31	81.6	66	31	47	42	29	69	37	8	21.6	23	17	73.9
	SIPHESIHLE H	2018	5412223	3	15	14	93.3				12	7	58.3	10	4	40	83	82	98.8	37	27	73	11	10	90.9	61	40	65.6	24	14	58.3	29	13	44.8	28	21	75
	SIPHESIHLE S	2019	5412432	3	13	12	92.3				13	8	61.5				99	99	100	28	19	67.9	67	58	86.6	14	14	100	85	40	47.1	14	11	78.6	14	13	92.9
	SIPHESIHLE S	2018	5412432	3							24	12	50				93	90	96.8	40	30	75	27	20	74.1	19	19	100	72	30	41.7	19	12	63.2	19	15	78.9
	SITHABILE S	2019	5412335	3	26	13	50				26	26	100	26	25	96.2	76	76	100	44	41	93.2	31	29	93.5	29	23	79.3	57	49	86	17	13	76.5	15	15	100

Province Districts	Centre Name	Year	Centre Number	Quintile	Subject Description																																
					Accounting			Agricultural Sciences			Business Studies			Economics			English First Additional Language			Geography			History			Life Sciences			Mathematical Literacy			Mathematics			Physical Sciences		
					Total Wrote	Achieved30-100%	% Achieved at 30% and Above	Total Wrote	Achieved30-100%	% Achieved at 30% and Above	Total Wrote	Achieved30-100%	% Achieved at 30% and Above	Total Wrote	Achieved30-100%	% Achieved at 30% and Above	Total Wrote	Achieved30-100%	% Achieved at 30% and Above	Total Wrote	Achieved30-100%	% Achieved at 30% and Above	Total Wrote	Achieved30-100%	% Achieved at 30% and Above	Total Wrote	Achieved30-100%	% Achieved at 30% and Above	Total Wrote	Achieved30-100%	% Achieved at 30% and Above	Total Wrote	Achieved30-100%	% Achieved at 30% and Above			
PINETOWN	SITHABILE S	2018	5412335	3	34	13	38.2				57	26	45.6	57	37	64.9	204	197	96.6	92	40	43.5	101	56	55.4	80	35	43.8	98	46	46.9	35	17	48.6	30	14	46.7
	SITHANDIMFUNDO S	2019	5412348	2							16	12	75				40	40	100	24	20	83.3	50	45	90	15	15	100	40	36	90						
	SITHANDIMFUNDO S	2018	5412348	2							25	23	92				56	56	100	19	11	57.9	64	58	90.6	12	12	100	45	33	73.3						
	SITHENGILE S	2019	5412124	4	20	18	90				115	94	81.7				222	222	100	31	30	96.8	72	71	98.6	31	23	74.2	70	51	72.9	127	63	49.6	107	52	48.6
	SITHENGILE S	2018	5412124	4	20	18	90				80	62	77.5				180	178	98.9	37	29	78.4	75	72	96	40	33	82.5	67	45	67.2	103	57	55.3	83	74	89.2
	SITHOKOZILE S	2019	5412125	3	21	19	90.5				89	52	58.4	51	30	58.8	135	135	100	68	63	92.6				42	41	97.6	53	50	94.3	54	30	55.6	42	38	90.5
	SITHOKOZILE S	2018	5412125	3	33	22	66.7				87	63	72.4	67	48	71.6	189	188	99.5	99	75	75.8				63	62	98.4	65	57	87.7	78	61	78.2	52	41	78.8
	SIVANANDA TECHNICAL H	2019	5412336	4	12	12	100				56	32	57.1	36	18	50	137	137	100							41	32	78	32	25	78.1	47	27	57.4	36	21	58.3
	SIVANANDA TECHNICAL H	2018	5412336	4	14	5	35.7				41	22	53.7	52	28	53.8	222	219	98.6							49	36	73.5	29	18	62.1	81	31	38.3	67	51	76.1
	SIYAJABULA H	2019	5412224	3	16	14	87.5				69	32	46.4	17	15	88.2	205	195	95.1	102	64	62.7	104	87	83.7	103	65	63.1	147	105	71.4	34	11	32.4	18	14	77.8
	SIYAJABULA H	2018	5412224	3	24	15	62.5				48	21	43.8	24	15	62.5	140	137	97.9	95	52	54.7	74	70	94.6	93	64	68.8	99	80	80.8	44	17	38.6	20	15	75
	SIYATHUTHUKA S	2019	5412337	4							17	7	41.2	14	5	35.7	21	21	100							15	2	13.3	14	9	64.3						
	SIYATHUTHUKA S	2018	5412337	4							33	9	27.3	30	5	16.7	46	39	84.8							34	6	17.6	13	6	46.2	16	1	6.3			
	SOLVISTA S	2019	5412433	5	44	43	97.7				60	57	95							50	47	94	49	49	100	116	114	98.3	78	76	97.4	87	66	75.9	48	47	97.9
	SOLVISTA S	2018	5412433	5	53	52	98.1				99	64	64.6							73	68	93.2	38	38	100	101	96	95	94	91	96.8	84	69	82.1	46	45	97.8
	ST JULIUS S	2019	5412225	3	14	6	42.9				10	4	40	11	1	9.1	152	139	91.4	57	29	50.9	78	49	62.8	51	38	74.5	56	31	55.4	42	3	7.1	32	5	15.6
	ST JULIUS S	2018	5412225	3	16	11	68.8				18	14	77.8	19	13	68.4	139	118	84.9	69	13	18.8	72	58	80.6	96	79	82.3	74	21	28.4	41	3	7.3	27	10	37
	STANMORE S	2019	5412434	5	43	42	97.7				87	72	82.8	29	26	89.7				67	57	85.1				56	47	83.9	63	61	96.8	47	30	63.8	24	20	83.3
STANMORE S	2018	5412434	5	42	40	95.2				56	34	60.7	26	26	100				65	62	95.4				59	55	93.2	55	52	94.5	44	37	84.1	24	21	87.5	



Province Districts	Centre Name	Year	Centre Number	Quintile	Subject Description																																
					Accounting			Agricultural Sciences			Business Studies			Economics			English First Additional Language			Geography			History			Life Sciences			Mathematical Literacy			Mathematics			Physical Sciences		
					Total Wrote	Achieved30-100%	% Achieved at 30% and Above	Total Wrote	Achieved30-100%	% Achieved at 30% and Above	Total Wrote	Achieved30-100%	% Achieved at 30% and Above	Total Wrote	Achieved30-100%	% Achieved at 30% and Above	Total Wrote	Achieved30-100%	% Achieved at 30% and Above	Total Wrote	Achieved30-100%	% Achieved at 30% and Above	Total Wrote	Achieved30-100%	% Achieved at 30% and Above	Total Wrote	Achieved30-100%	% Achieved at 30% and Above	Total Wrote	Achieved30-100%	% Achieved at 30% and Above	Total Wrote	Achieved30-100%	% Achieved at 30% and Above			
PINETOWN	STAR COLLEGE	2019	5412127	99	30	30	100				13	13	100				34	34	100	7	7	100	99	99	100	3	3	100	107	104	97.2	103	103	100			
	STAR COLLEGE	2018	5412127	99	24	24	100				17	17	100				36	36	100	9	9	100	62	62	100	3	3	100	84	84	100	78	78	100			
	SULEMAN PATEL S	2019	5412338	3	4	4	100				35	27	77.1	6	6	100	39	39	100							20	19	95	10	6	60	8	5	62.5			
	SULEMAN PATEL S	2018	5412338	3	7	7	100				34	31	91.2	12	12	100	37	37	100							21	13	61.9	12	7	58.3	5	4	80			
	TEMPLE VALLEY S	2019	5412435	5	7	5	71.4				26	14	53.8				28	27	96.4	45	45	100	27	23	85.2	52	35	67.3	9	7	77.8	5	5	100			
	TEMPLE VALLEY S	2018	5412435	5							45	9	20				27	21	77.8	41	41	100	23	21	91.3	59	39	66.1	7	7	100	7	7	100			
	THABELA H	2019	5412226	2	8	5	62.5				8	7	87.5	9	5	55.6	40	40	100	21	21	100	24	20	83.3	17	11	64.7	31	21	67.7	7	3	42.9	7	4	57.1
	THABELA H	2018	5412226	2	11	4	36.4				17	7	41.2	13	8	61.5	60	60	100	26	20	76.9	13	13	100	39	28	71.8	38	20	52.6	15	6	40	16	13	81.3
	THANDAZA H	2019	5412227	3	15	15	100				33	29	87.9	33	27	81.8	142	135	95.1	56	48	85.7	54	54	100	17	17	100	88	76	86.4	17	13	76.5	17	16	94.1
	THANDAZA H	2018	5412227	3	16	16	100				27	24	88.9	27	25	92.6	108	101	93.5	35	29	82.9	36	36	100	17	17	100	64	40	62.5	17	17	100	16	16	100
	THANDOLWESIZWE SP	2019	5412347	3							20	13	65	18	7	38.9	66	66	100	27	18	66.7	28	24	85.7	18	15	83.3	41	33	80.5	18	8	44.4	17	16	94.1
	THANDOLWESIZWE SP	2018	5412347	3							23	3	13	11	6	54.5	85	81	95.3	53	39	73.6	33	29	87.9	18	14	77.8	31	27	87.1	25	9	36	15	11	73.3
	THOKOZAMNGANGA H	2019	5412128	3	5	4	80				17	6	35.3	13	11	84.6	81	76	93.8	27	21	77.8	22	19	86.4	10	10	100	26	25	96.2	11	2	18.2	8	6	75
	THOKOZAMNGANGA H	2018	5412128	3	8	3	37.5				18	11	61.1	18	14	77.8	80	75	93.8	48	26	54.2	43	29	67.4	19	13	68.4	52	29	55.8	13	3	23.1	13	9	69.2
	THOLULWAZI S	2019	5412228	2	13	13	100				32	22	68.8	13	11	84.6	54	54	100	31	28	90.3				18	15	83.3	11	7	63.6	28	16	57.1	15	15	100
	THOLULWAZI S	2018	5412228	2	8	8	100				29	12	41.4	9	9	100	57	53	93	37	23	62.2				15	15	100	18	8	44.4	20	12	60	13	13	100
	THORNWOOD S	2019	5412129	3	15	6	40				116	14	12.1	15	10	66.7	203	168	82.8	53	11	20.8	21	16	76.2	40	4	10	103	29	28.2	25	2	8	14	3	21.4
	THORNWOOD S	2018	5412129	3	6	3	50				5	1	20	7	4	57.1	138	136	98.6	68	31	45.6	41	32	78	28	16	57.1	60	22	36.7	32	4	12.5	14	5	35.7
	THUBALETHU S	2019	5412339	2	6	3	50				17	16	94.1				29	29	100							11	11	100	13	10	76.9	4	1	25			
	THUBALETHU S	2018	5412339	2	3	3	100				23	13	56.5				32	27	84.4							20	15	75	18	9	50	5	0	0			

Province Districts	Centre Name	Year	Centre Number	Quintile	Subject Description																																			
					Accounting			Agricultural Sciences			Business Studies			Economics			English First Additional Language			Geography			History			Life Sciences			Mathematical Literacy			Mathematics			Physical Sciences					
					Total Wrote	Achieved30-100%	% Achieved at 30% and Above	Total Wrote	Achieved30-100%	% Achieved at 30% and Above	Total Wrote	Achieved30-100%	% Achieved at 30% and Above	Total Wrote	Achieved30-100%	% Achieved at 30% and Above	Total Wrote	Achieved30-100%	% Achieved at 30% and Above	Total Wrote	Achieved30-100%	% Achieved at 30% and Above	Total Wrote	Achieved30-100%	% Achieved at 30% and Above	Total Wrote	Achieved30-100%	% Achieved at 30% and Above	Total Wrote	Achieved30-100%	% Achieved at 30% and Above	Total Wrote	Achieved30-100%	% Achieved at 30% and Above	Total Wrote	Achieved30-100%	% Achieved at 30% and Above			
PINETOWN	TONGAAT S	2019	5412436	4	35	18	51.4				92	57	62										81	64	79	68	63	92.6	134	88	65.7	148	107	72.3	36	28	77.8	25	22	88
	TONGAAT S	2018	5412436	4	28	24	85.7				65	52	80										74	54	73	36	36	100	114	98	86	73	57	78.1	64	40	62.5	28	26	92.9
	TRENANCE MANOR S	2019	5412437	5	14	14	100				45	42	93.3										37	36	97.3	28	28	100	60	47	78.3	58	58	100	29	23	79.3	15	12	80
	TRENANCE MANOR S	2018	5412437	5	10	10	100				78	64	82.1										37	36	97.3	41	38	92.7	51	46	90.2	76	68	89.5	22	20	90.9	11	11	100
	TRENANCE PARK S	2019	5412438	4	10	10	100				51	28	54.9										45	36	80	14	14	100	23	22	95.7	73	63	86.3	15	8	53.3	15	8	53.3
	TRENANCE PARK S	2018	5412438	4	18	14	77.8				76	38	50										43	38	88.4	29	26	89.7	23	23	100	95	76	80	20	11	55	15	10	66.7
	UKUSA SS	2019	5412229	3	22	15	68.2	9	7	77.8	20	12	60	20	12	60	125	125	100	88	63	71.6	69	61	88.4	54	50	92.6	86	54	62.8	28	14	50	24	13	54.2			
	UKUSA SS	2018	5412229	3	14	4	28.6				13	9	69.2	13	12	92.3	118	117	99.2	105	56	53.3	86	59	68.6	49	47	95.9	85	27	31.8	33	11	33.3	20	12	60			
	UMQHELE PUBLIC S	2019	5412130	3	5	5	100	15	15	100	5	5	100	5	5	100	158	148	93.7	16	9	56.3	79	49	62	15	11	73.3	131	51	38.9	20	10	50	15	14	93.3			
	UMQHELE PUBLIC S	2018	5412130	3	11	7	63.6	23	12	52.2	11	8	72.7	11	9	81.8	192	167	87	28	12	42.9	124	74	59.7	23	12	52.2	144	31	21.5	33	9	27.3	24	9	37.5			
	UMTAPHO H	2019	5412340	2	21	20	95.2				49	28	57.1	74	58	78.4	181	180	99.4	117	101	86.3	72	66	91.7	71	59	83.1	90	79	87.8	77	30	39	45	20	44.4			
	UMTAPHO H	2018	5412340	2	47	34	72.3				110	24	21.8	93	39	41.9	306	285	93.1	148	53	35.8	165	108	65.5	94	44	46.8	233	93	39.9	68	22	32.4	36	14	38.9			
	USETHUBENI YOUTH	2019	5412131	99	7	6	85.7				10	10	100	6	6	100	20	20	100	11	9	81.8	10	10	100	11	11	100	12	11	91.7	5	5	100						
	USETHUBENI YOUTH	2018	5412131	99	4	2	50				8	7	87.5	4	4	100	25	25	100	19	18	94.7	20	20	100	19	19	100	18	15	83.3	6	4	66.7						
	UXOLOPHAMBILI S	2019	5412230	3	12	12	100	13	12	92.3	47	20	42.6	12	8	66.7	78	75	96.2	37	18	48.6	41	32	78	17	14	82.4	32	19	59.4	24	6	25	13	10	76.9			
	UXOLOPHAMBILI S	2018	5412230	3	25	15	60	18	17	94.4	46	11	23.9	22	19	86.4	89	84	94.4	35	9	25.7	43	37	86	33	27	81.8	30	20	66.7	39	3	7.7	18	17	94.4			
	VERULAM ISLAMIC	2019	5412440	99	12	11	91.7				27	25	92.6							23	22	95.7				31	30	96.8	22	20	90.9	13	12	92.3	7	6	85.7			
	VERULAM ISLAMIC	2018	5412440	99	6	6	100				28	21	75							34	34	100				29	29	100	26	25	96.2	14	11	78.6	12	11	91.7			
	VERULAM S	2019	5412441	5	41	41	100				66	61	92.4							78	77	98.7	89	87	97.8	132	124	93.9	104	92	88.5	108	84	77.8	68	66	97.1			
	VERULAM S	2018	5412441	5	37	37	100				45	44	97.8							77	77	100	34	34	100	114	111	97.4	76	69	90.8	82	68	82.9	54	51	94.4			





Province Districts	Centre Name	Year	Centre Number	Quintile	Subject Description																																
					Accounting			Agricultural Sciences			Business Studies			Economics			English First Additional Language			Geography			History			Life Sciences			Mathematical Literacy			Mathematics			Physical Sciences		
					Total Wrote	Achieved30-100%	% Achieved at 30% and Above	Total Wrote	Achieved30-100%	% Achieved at 30% and Above	Total Wrote	Achieved30-100%	% Achieved at 30% and Above	Total Wrote	Achieved30-100%	% Achieved at 30% and Above	Total Wrote	Achieved30-100%	% Achieved at 30% and Above	Total Wrote	Achieved30-100%	% Achieved at 30% and Above	Total Wrote	Achieved30-100%	% Achieved at 30% and Above	Total Wrote	Achieved30-100%	% Achieved at 30% and Above	Total Wrote	Achieved30-100%	% Achieved at 30% and Above	Total Wrote	Achieved30-100%	% Achieved at 30% and Above	Total Wrote	Achieved30-100%	% Achieved at 30% and Above
PINETOWN	WYEBANK S	2018	5412135	4	38	23	60.5				72	53	73.6	34	27	79.4				16	6	37.5				44	29	65.9	62	41	66.1	47	12	25.5	28	13	46.4
	ZAKHE H	2019	5412342	3	20	17	85				48	29	60.4	21	19	90.5	117	109	93.2	33	26	78.8	34	27	79.4	63	44	69.8	41	32	78	34	13	38.2	13	9	69.2
	ZAKHE H	2018	5412342	3	30	19	63.3				63	32	50.8	19	19	100	157	151	96.2	41	28	68.3	53	46	86.8	87	66	75.9	59	44	74.6	36	18	50	17	11	64.7
	ZEPH DLOMO S	2019	5412343	4							23	17	73.9	7	6	85.7	77	76	98.7	37	32	86.5	47	45	95.7	32	24	75	47	35	74.5	13	4	30.8	13	5	38.5
	ZEPH DLOMO S	2018	5412343	4	7	7	100				60	38	63.3	36	25	69.4	161	156	96.9	68	45	66.2	85	70	82.4	57	30	52.6	96	48	50	30	21	70	23	17	73.9
	ZIFIKELE H	2019	5412231	3	6	3	50				6	3	50	6	4	66.7	43	40	93	32	12	37.5	22	18	81.8	13	6	46.2	20	8	40	18	2	11.1	13	6	46.2
	ZIFIKELE H	2018	5412231	3	19	10	52.6				20	9	45	20	16	80	80	73	91.3	49	19	38.8	40	26	65	13	11	84.6	36	11	30.6	32	6	18.8	14	7	50
	ZIPHATHELE S	2019	5412136	3	7	3	42.9				7	3	42.9	7	2	28.6	41	41	100	35	33	94.3	21	19	90.5	28	18	64.3	20	17	85	21	8	38.1	13	8	61.5
	ZIPHATHELE S	2018	5412136	3	10	6	60				25	9	36	23	10	43.5	104	98	94.2	47	36	76.6	30	17	56.7	35	23	65.7	23	3	13	33	20	60.6	24	19	79.2
	ZIPHEMBELENI S	2019	5412344	4	4	4	100				21	15	71.4				60	60	100	45	35	77.8	14	13	92.9	31	21	67.7	36	32	88.9	12	7	58.3	12	9	75
	ZIPHEMBELENI S	2018	5412344	4	8	4	50				7	4	57.1				98	93	94.9	33	20	60.6	38	24	63.2	31	28	90.3	24	17	70.8	17	7	41.2	9	8	88.9
	ZIZAMELE JS	2019	5412232	2	23	18	78.3				21	16	76.2	24	22	91.7	91	90	98.9	52	48	92.3	33	32	97	27	15	55.6	23	18	78.3	34	11	32.4	20	11	55
	ZIZAMELE JS	2018	5412232	2	20	17	85				20	14	70	18	16	88.9	96	86	89.6	50	38	76	33	25	75.8	28	21	75	27	9	33.3	41	10	24.4	28	9	32.1
	ZWELINJANI S	2019	5412137	3	3	3	100	20	11	55	15	7	46.7	7	3	42.9	35	35	100	12	10	83.3	8	8	100	20	12	60	19	16	84.2	16	1	6.3	8	3	37.5
	ZWELINJANI S	2018	5412137	3	10	4	40	50	10	20	49	10	20.4	7	7	100	131	80	61.1	15	7	46.7	17	9	52.9	16	8	50	27	18	66.7	31	1	3.2	8	0	0
	UGU	ALBERT S	2019	5312201	99	8	8	100	9	9	100	10	9	90	8	8	100	23	23	100	6	6	100	6	6	100	10	10	100	3	3	100	17	6	35.3	9	9
ALBERT S		2018	5312201	99	4	4	100	6	6	100	11	9	81.8	4	4	100	25	25	100	15	10	66.7	15	15	100	14	14	100	15	13	86.7	10	5	50	6	6	100
BHANOYI S		2019	5312101	2	2	2	100	6	6	100	6	6	100	16	9	56.3	26	26	100	21	21	100	18	18	100	6	6	100	19	19	100	7	7	100	3	3	100
BHANOYI S		2018	5312101	2	5	5	100	18	16	88.9	29	29	100	45	29	64.4	135	135	100	95	63	66.3	99	92	92.9	25	25	100	68	44	64.7	15	11	73.3	7	7	100
	BHEKAMANDELU H	2019	5312102	1	7	7	100	11	9	81.8	18	16	88.9				19	19	100							16	16	100	7	7	100	11	4	36.4			









Province Districts	Centre Name	Year	Centre Number	Quintile	Subject Description																																
					Accounting			Agricultural Sciences			Business Studies			Economics			English First Additional Language			Geography			History			Life Sciences			Mathematical Literacy			Mathematics			Physical Sciences		
					Total Wrote	Achieved30-100%	% Achieved at 30% and Above	Total Wrote	Achieved30-100%	% Achieved at 30% and Above	Total Wrote	Achieved30-100%	% Achieved at 30% and Above	Total Wrote	Achieved30-100%	% Achieved at 30% and Above	Total Wrote	Achieved30-100%	% Achieved at 30% and Above	Total Wrote	Achieved30-100%	% Achieved at 30% and Above	Total Wrote	Achieved30-100%	% Achieved at 30% and Above	Total Wrote	Achieved30-100%	% Achieved at 30% and Above	Total Wrote	Achieved30-100%	% Achieved at 30% and Above	Total Wrote	Achieved30-100%	% Achieved at 30% and Above			
UGU	ELWAZI H	2018	5312106	2							16	3	18.8	12	4	33.3	32	25	78.1							16	4	25	7	2	28.6	5	3	60	10	4	40
	EMGANGENI S	2019	5312332	2							10	7	70	8	7	87.5	10	10	100							7	6	85.7				7	2	28.6			
	EMGANGENI S	2018	5312332	2							5	5	100	5	5	100	5	5	100							5	5	100				5	1	20			
	EZINQOLENI JS	2019	5312205	2	10	10	100	50	44	88	62	55	88.7	11	10	90.9	117	117	100	77	65	84.4	52	52	100	54	46	85.2	50	48	96	61	36	59	27	25	92.6
	EZINQOLENI JS	2018	5312205	2	8	8	100	43	43	100	91	59	64.8	13	13	100	135	135	100	94	70	74.5	78	77	98.7	49	47	95.9	77	62	80.5	56	37	66.1	27	27	100
	FINGQINDLELA S	2019	5312107	1				2	1	50							3	3	100				3	3	100	3	0	0				2	0	0			
	FINGQINDLELA S	2018	5312107	1				9	5	55.6							9	9	100				9	9	100	9	6	66.7				9	1	11.1			
	GABANGEZWE S	2019	5312206	1	15	12	80				69	60	87	15	12	80	90	84	93.3	37	26	70.3	49	39	79.6	21	16	76.2	37	24	64.9	33	12	36.4	19	17	89.5
	GABANGEZWE S	2018	5312206	1	12	12	100	25	25	100	12	12	100	16	15	93.8	78	77	98.7	29	27	93.1	38	34	89.5	54	49	90.7	31	21	67.7	34	12	35.3	22	15	68.2
	GALENI H	2019	5312207	4				20	19	95	46	15	32.6				70	69	98.6	47	38	80.9	34	34	100	22	20	90.9	40	37	92.5	9	3	33.3	8	8	100
	GALENI H	2018	5312207	4	2	0	0	13	12	92.3	21	14	66.7				48	48	100	23	19	82.6	27	27	100	16	16	100	29	22	75.9	12	7	58.3	12	12	100
	GAMALAKHE COMMERCIAL H	2019	5312208	4	68	66	97.1				76	72	94.7	62	57	91.9	121	121	100							84	76	90.5	39	39	100	68	54	79.4	45	45	100
	GAMALAKHE COMMERCIAL H	2018	5312208	4	80	59	73.8				102	80	78.4	88	80	90.9	154	154	100							99	79	79.8	47	44	93.6	80	36	45	39	38	97.4
	GEORGE MBHELE H	2019	5312261	3	5	5	100	31	16	51.6	29	19	65.5	34	8	23.5	40	40	100							9	7	77.8	28	22	78.6	8	6	75	4	4	100
	GEORGE MBHELE H	2018	5312261	3	3	3	100	13	11	84.6	14	8	57.1	15	10	66.7	29	29	100							9	7	77.8	13	9	69.2	6	5	83.3	4	3	75
	GOBUME H	2019	5312145	1	8	7	87.5				16	13	81.3	7	7	100	48	48	100	35	35	100	25	25	100	28	25	89.3	20	16	80	22	11	50	14	10	71.4
	GOBUME H	2018	5312145	1	6	6	100	6	3	50	17	13	76.5	8	8	100	80	80	100	53	47	88.7	40	40	100	46	45	97.8	38	24	63.2	23	11	47.8	17	11	64.7
	GUGULESIZWE S	2019	5312303	3	29	27	93.1				69	61	88.4	39	27	69.2	147	147	100	94	62	66	68	67	98.5	33	31	93.9	105	95	90.5	35	21	60	32	25	78.1
	GUGULESIZWE S	2018	5312303	3	42	28	66.7				66	51	77.3	61	50	82	182	181	99.5	88	54	61.4	39	31	79.5	62	45	72.6	53	44	83	69	29	42	37	25	67.6

Province Districts	Centre Name	Year	Centre Number	Quintile	Subject Description																																		
					Accounting			Agricultural Sciences			Business Studies			Economics			English First Additional Language			Geography			History			Life Sciences			Mathematical Literacy			Mathematics			Physical Sciences				
					Total Wrote	Achieved30-100%	% Achieved at 30% and Above	Total Wrote	Achieved30-100%	% Achieved at 30% and Above	Total Wrote	Achieved30-100%	% Achieved at 30% and Above	Total Wrote	Achieved30-100%	% Achieved at 30% and Above	Total Wrote	Achieved30-100%	% Achieved at 30% and Above	Total Wrote	Achieved30-100%	% Achieved at 30% and Above	Total Wrote	Achieved30-100%	% Achieved at 30% and Above	Total Wrote	Achieved30-100%	% Achieved at 30% and Above	Total Wrote	Achieved30-100%	% Achieved at 30% and Above	Total Wrote	Achieved30-100%	% Achieved at 30% and Above	Total Wrote	Achieved30-100%	% Achieved at 30% and Above		
UGU	HAFULENI SS	2019	5312209	2	7	7	100	24	17	70.8	56	49	87.5	8	6	75	94	93	98.9	43	39	90.7	58	54	93.1	23	13	56.5	43	35	81.4	22	9	40.9	14	12	85.7		
	HAFULENI SS	2018	5312209	2	11	11	100	37	36	97.3	54	43	79.6	14	13	92.9	92	92	100	39	33	84.6	39	39	100	37	33	89.2	39	21	53.8	47	16	34	36	30	83.3		
	HARDING S	2019	5312210	4	13	7	53.8				33	20	60.6							82	77	93.9	93	90	96.8	83	60	72.3	102	93	91.2	41	21	51.2	14	14	100		
	HARDING S	2018	5312210	4	13	10	76.9				32	19	59.4							90	77	85.6	64	63	98.4	97	78	80.4	79	69	87.3	44	33	75	25	25	100		
	HLENGIWE S	2019	5312337	3				22	6	27.3	12	7	58.3	12	7	58.3	43	42	97.7							25	11	44	31	18	58.1	4	1	25	3	0	0		
	HLENGIWE S	2018	5312337	3				19	19	100	5	5	100	5	5	100	44	43	97.7							24	20	83.3	22	11	50	7	1	14.3	5	0	0		
	INGWEMABALA COMPREHENSIVE H	2019	5312211	3	16	5	31.3	22	20	90.9	16	13	81.3	16	4	25	103	102	99	23	13	56.5	18	16	88.9	31	21	67.7	11	8	72.7	35	9	25.7	25	16	64		
	INGWEMABALA COMPREHENSIVE H	2018	5312211	3	13	8	61.5	35	31	88.6	23	11	47.8	13	8	61.5	144	142	98.6	41	20	48.8	51	47	92.2	65	45	69.2	41	23	56.1	51	7	13.7	38	12	31.6		
	INKOSI U-MDIBANISO COMPREHENSIVE H	2019	5312112	2	2	2	100				16	14	87.5	3	2	66.7	71	70	98.6	16	15	93.8	38	34	89.5	13	13	100	29	27	93.1	15	11	73.3	13	12	92.3		
	INKOSI U-MDIBANISO COMPREHENSIVE H	2018	5312112	2	5	4	80				4	4	100	4	4	100	85	84	98.8	30	23	76.7	48	45	93.8	15	14	93.3	29	17	58.6	21	13	61.9	18	14	77.8		
	INQOLOBANE JS	2019	5312113	1	10	6	60	23	5	21.7	26	16	61.5	28	12	42.9	39	36	92.3									22	12	54.5	8	3	37.5						
	INQOLOBANE JS	2018	5312113	1							32	16	50	31	16	51.6	36	35	97.2							33	6	18.2	27	10	37	6	1	16.7					
	INYONEMHLOPHE S	2019	5312304	2							16	9	56.3	30	21	70	30	29	96.7					14	14	100	30	18	60	22	13	59.1	8	6	75				
	INYONEMHLOPHE S	2018	5312304	2							22	9	40.9	36	26	72.2	38	37	97.4					15	14	93.3	35	20	57.1	30	13	43.3	8	3	37.5				
	ISINAMUVA H	2019	5312114	2	5	5	100	20	20	100	18	13	72.2	17	15	88.2	46	46	100					13	13	100	22	17	77.3	13	10	76.9	18	4	22.2	20	14	70	
	ISINAMUVA H	2018	5312114	2	3	3	100	26	22	84.6	4	3	75	4	4	100	45	44	97.8					15	15	100	28	20	71.4	10	10	100	19	9	47.4	19	14	73.7	
	JOLWAYO S	2019	5312212	2	8	6	75	76	73	96.1	18	14	77.8	8	4	50	140	136	97.1	37	32	86.5	20	20	100	70	51	72.9	47	39	83	24	18	75	19	18	94.7		
	JOLWAYO S	2018	5312212	2	7	6	85.7	42	40	95.2	15	14	93.3	7	6	85.7	107	107	100	36	31	86.1	42	42	100	48	47	97.9	34	31	91.2	25	15	60	19	18	94.7		

Province Districts	Centre Name	Year	Centre Number	Quintile	Subject Description																																
					Accounting			Agricultural Sciences			Business Studies			Economics			English First Additional Language			Geography			History			Life Sciences			Mathematical Literacy			Mathematics			Physical Sciences		
					Total Wrote	Achieved30-100%	% Achieved at 30% and Above	Total Wrote	Achieved30-100%	% Achieved at 30% and Above	Total Wrote	Achieved30-100%	% Achieved at 30% and Above	Total Wrote	Achieved30-100%	% Achieved at 30% and Above	Total Wrote	Achieved30-100%	% Achieved at 30% and Above	Total Wrote	Achieved30-100%	% Achieved at 30% and Above	Total Wrote	Achieved30-100%	% Achieved at 30% and Above	Total Wrote	Achieved30-100%	% Achieved at 30% and Above	Total Wrote	Achieved30-100%	% Achieved at 30% and Above	Total Wrote	Achieved30-100%	% Achieved at 30% and Above	Total Wrote	Achieved30-100%	% Achieved at 30% and Above
UGU	KHANYA H	2019	5312115	2	10	10	100				17	15	88.2	20	9	45	74	69	93.2	44	32	72.7	58	52	89.7	45	17	37.8	47	41	87.2	11	0	0			
	KHANYA H	2018	5312115	2	12	11	91.7				14	12	85.7	17	14	82.4	79	78	98.7	58	43	74.1	62	60	96.8	51	38	74.5	44	29	65.9	18	4	22.2			
	KHATHI H	2019	5312116	2	6	5	83.3	16	13	81.3	29	17	58.6				50	50	100				24	23	95.8	17	16	94.1	8	7	87.5	15	4	26.7	8	8	100
	KHATHI H	2018	5312116	2	5	0	0	6	4	66.7	11	9	81.8				26	25	96.2				15	15	100	6	5	83.3	11	9	81.8	4	2	50	4	3	75
	KWABHAVU H	2019	5312146	1	2	2	100				1	1	100	2	2	100	24	24	100	14	13	92.9	21	19	90.5	14	6	42.9	13	10	76.9	2	2	100			
	KWABHAVU H	2018	5312146	1													22	21	95.5	8	4	50	21	17	81	8	4	50	6	1	16.7	3	1	33.3			
	KWAFICA H	2019	5312147	2	6	5	83.3	19	16	84.2	86	57	66.3	6	6	100	121	117	96.7				70	70	100	61	30	49.2	57	44	77.2	17	11	64.7	11	10	90.9
	KWAFICA H	2018	5312147	2	11	9	81.8	50	42	84	86	62	72.1	11	10	90.9	126	125	99.2				69	69	100	87	59	67.8	54	39	72.2	63	33	52.4	37	27	73
	KWAHLUZINGQONDO S	2019	5312305	2	18	15	83.3				28	28	100	17	16	94.1	62	62	100	22	19	86.4				28	26	92.9	9	7	77.8	29	15	51.7	21	18	85.7
	KWAHLUZINGQONDO S	2018	5312305	2	13	13	100				59	23	39	18	16	88.9	158	153	96.8	91	42	46.2				13	13	100	69	25	36.2	33	13	39.4	17	14	82.4
	KWAJABULA H	2019	5312306	2	18	18	100				41	38	92.7				60	60	100	42	40	95.2				58	49	84.5	42	39	92.9	18	16	88.9	17	17	100
	KWAJABULA H	2018	5312306	2	22	21	95.5				22	21	95.5				53	50	94.3	22	20	90.9				47	41	87.2	28	23	82.1	22	20	90.9	22	21	95.5
	KWAMASOSHA H	2019	5312215	3	8	8	100	70	65	92.9	11	7	63.6	11	8	72.7	184	182	98.9	115	102	88.7	81	71	87.7	129	81	62.8	123	108	87.8	22	14	63.6	15	12	80
	KWAMASOSHA H	2018	5312215	3	17	16	94.1	24	21	87.5	19	17	89.5	16	15	93.8	105	105	100	30	25	83.3	52	51	98.1	42	40	95.2	31	30	96.8	28	11	39.3	14	13	92.9
	KWAPHIKAZIWA S	2019	5312335	2										32	17	53.1	33	32	97	34	24	70.6				29	18	62.1	18	12	66.7	14	3	21.4			
	KWAPHIKAZIWA S	2018	5312335	2										20	20	100	24	24	100	24	19	79.2				24	18	75	9	8	88.9	11	2	18.2			
	LUTHULI H	2019	5312119	3	19	17	89.5	153	135	88.2	45	42	93.3	19	15	78.9	335	334	99.7	264	219	83	117	101	86.3	153	146	95.4	288	214	74.3	46	33	71.7	26	25	96.2
	LUTHULI H	2018	5312119	3	20	17	85	118	112	94.9	61	45	73.8	20	15	75	219	219	100	122	105	86.1	74	70	94.6	118	118	100	163	133	81.6	57	42	73.7	37	31	83.8
	MABIYA SS	2019	5312120	1	19	16	84.2	11	9	81.8				11	9	81.8	42	42	100				15	14	93.3	20	20	100	13	13	100	20	14	70	21	21	100
	MABIYA SS	2018	5312120	1	11	10	90.9	12	8	66.7				13	10	76.9	33	29	87.9				15	15	100	12	11	91.7	13	9	69.2	12	9	75	14	12	85.7

Province Districts	Centre Name	Year	Centre Number	Quintile	Subject Description																																
					Accounting			Agricultural Sciences			Business Studies			Economics			English First Additional Language			Geography			History			Life Sciences			Mathematical Literacy			Mathematics			Physical Sciences		
					Total Wrote	Achieved30-100%	% Achieved at 30% and Above	Total Wrote	Achieved30-100%	% Achieved at 30% and Above	Total Wrote	Achieved30-100%	% Achieved at 30% and Above	Total Wrote	Achieved30-100%	% Achieved at 30% and Above	Total Wrote	Achieved30-100%	% Achieved at 30% and Above	Total Wrote	Achieved30-100%	% Achieved at 30% and Above	Total Wrote	Achieved30-100%	% Achieved at 30% and Above	Total Wrote	Achieved30-100%	% Achieved at 30% and Above	Total Wrote	Achieved30-100%	% Achieved at 30% and Above	Total Wrote	Achieved30-100%	% Achieved at 30% and Above			
UGU	MABUTHELA H	2019	5312121	1	4	4	100				22	8	36.4				43	42	97.7	25	18	72				3	3	100	18	15	83.3	7	2	28.6	3	3	100
	MABUTHELA H	2018	5312121	1	5	4	80	10	10	100	7	4	57.1	5	5	100	37	33	89.2	12	5	41.7				16	10	62.5	13	8	61.5	10	2	20	10	10	100
	MAHELANE S	2019	5312264	1	7	7	100	17	13	76.5				10	8	80	61	60	98.4	31	30	96.8	41	41	100	41	36	87.8	31	29	93.5	17	9	52.9	10	9	90
	MAHELANE S	2018	5312264	1	2	2	100	12	12	100	2	2	100	10	7	70	63	60	95.2	19	19	100	41	41	100	33	29	87.9	23	19	82.6	10	6	60	10	9	90
	MAKHANDA H	2019	5312217	3	18	18	100	96	70	72.9	49	43	87.8	13	11	84.6	142	142	100	44	30	68.2				100	68	68	72	51	70.8	37	14	37.8	26	21	80.8
	MAKHANDA H	2018	5312217	3	31	28	90.3	71	49	69	48	42	87.5	23	23	100	104	103	99	27	10	37				77	54	70.1	50	27	54	49	15	30.6	26	18	69.2
	MALANGENI SECONDARY SCHOOL	2019	5312338	1	19	19	100				20	16	80				40	40	100				20	20	100	39	36	92.3	20	19	95	20	19	95	19	19	100
	MALANGENI SECONDARY SCHOOL	2018	5312338	1	26	21	80.8										26	26	100							26	26	100				26	22	84.6	26	24	92.3
	MALUSI H	2019	5312122	2	6	3	50	23	23	100	13	6	46.2	7	5	71.4	68	68	100	22	21	95.5	23	20	87	47	43	91.5	22	19	86.4	31	15	48.4	25	19	76
	MALUSI H	2018	5312122	2	9	5	55.6	23	22	95.7	12	7	58.3	13	9	69.2	94	88	93.6	33	28	84.8	33	26	78.8	57	43	75.4	33	25	75.8	31	17	54.8	22	15	68.2
	MANGQUZUKA H	2019	5312123	2	17	13	76.5				48	44	91.7	18	18	100	109	109	100	86	71	82.6	63	58	92.1	54	45	83.3	56	53	94.6	44	36	81.8	27	23	85.2
	MANGQUZUKA H	2018	5312123	2	14	10	71.4				48	35	72.9	17	16	94.1	120	120	100	81	66	81.5	70	69	98.6	65	52	80	65	49	75.4	40	35	87.5	26	25	96.2
	MARBURG S	2019	5312218	5	39	39	100				151	121	80.1							49	48	98	93	93	100	139	120	86.3	157	155	98.7	39	28	71.8	25	25	100
	MARBURG S	2018	5312218	5	75	73	97.3				131	105	80.2							52	51	98.1	92	92	100	128	121	94.5	108	106	98.1	76	47	61.8	50	48	96
	MARGATE MIDDLE SCHOOL	2019	5312267	3	37	32	86.5				64	42	65.6													101	82	81.2	64	62	96.9	37	27	73	37	35	94.6
	MARGATE MIDDLE SCHOOL	2018	5312267	3	32	32	100				44	34	77.3													76	70	92.1	44	41	93.2	33	30	90.9	32	30	93.8
MASHESHA JS	2019	5312219	3				14	14	100							15	15	100				15	10	66.7	15	12	80	15	14	93.3							
MASHESHA JS	2018	5312219	3				25	23	92							26	25	96.2				26	22	84.6	24	21	87.5	23	15	65.2							

Province Districts	Centre Name	Year	Centre Number	Quintile	Subject Description																																		
					Accounting			Agricultural Sciences			Business Studies			Economics			English First Additional Language			Geography			History			Life Sciences			Mathematical Literacy			Mathematics			Physical Sciences				
					Total Wrote	Achieved30-100%	% Achieved at 30% and Above	Total Wrote	Achieved30-100%	% Achieved at 30% and Above	Total Wrote	Achieved30-100%	% Achieved at 30% and Above	Total Wrote	Achieved30-100%	% Achieved at 30% and Above	Total Wrote	Achieved30-100%	% Achieved at 30% and Above	Total Wrote	Achieved30-100%	% Achieved at 30% and Above	Total Wrote	Achieved30-100%	% Achieved at 30% and Above	Total Wrote	Achieved30-100%	% Achieved at 30% and Above	Total Wrote	Achieved30-100%	% Achieved at 30% and Above	Total Wrote	Achieved30-100%	% Achieved at 30% and Above					
UGU	MAYIYANA H	2019	5312149	1				39	21	53.8				14	2	14.3	69	65	94.2				27	17	63	17	9	52.9	21	13	61.9	20	15	75					
	MAYIYANA H	2018	5312149	1				35	19	54.3				11	4	36.4	54	54	100				35	23	65.7	4	2	50	22	13	59.1	18	14	77.8					
	MBAMBI H	2019	5312220	2	10	4	40	14	13	92.9	55	36	65.5	20	10	50	115	115	100	32	25	78.1	56	52	92.9	29	26	89.7	55	54	98.2	24	20	83.3	14	14	100		
	MBAMBI H	2018	5312220	2	9	8	88.9	22	20	90.9	30	23	76.7	9	9	100	61	61	100				21	18	85.7	45	37	82.2	20	18	90	32	31	96.9	22	19	86.4		
	MBONWA S	2019	5312221	2	10	9	90	25	19	76	47	16	34	11	8	72.7	130	123	94.6	53	39	73.6	50	36	72	53	32	60.4	34	20	58.8	37	18	48.6	33	21	63.6		
	MBONWA S	2018	5312221	2	13	3	23.1	19	14	73.7	56	13	23.2	14	5	35.7	117	111	94.9	63	30	47.6	46	36	78.3	39	31	79.5	41	23	56.1	46	19	41.3	38	21	55.3		
	MBUSI H	2019	5312222	2	37	29	78.4	14	10	71.4	21	17	81	26	21	80.8	100	95	95	14	14	100	35	31	88.6	41	31	75.6	36	29	80.6	37	30	81.1	22	21	95.5		
	MBUSI H	2018	5312222	2	16	15	93.8	11	9	81.8	20	11	55	19	19	100	101	101	100	32	17	53.1	50	49	98	43	32	74.4	45	27	60	25	19	76	14	13	92.9		
	MCUSHWA JS	2019	5312223	1	8	5	62.5				14	12	85.7	17	10	58.8	57	51	89.5	35	29	82.9	30	28	93.3	36	26	72.2	28	18	64.3	20	5	25	9	9	100		
	MCUSHWA JS	2018	5312223	1	14	5	35.7				18	14	77.8	17	14	82.4	56	55	98.2	29	18	62.1	23	19	82.6	33	24	72.7	17	13	76.5	27	6	22.2	13	8	61.5		
	MDLANGASWA H	2019	5312224	2	15	13	86.7	24	17	70.8	74	65	87.8	19	12	63.2	143	143	100				72	67	93.1	25	23	92	56	41	73.2	35	12	34.3	24	18	75		
	MDLANGASWA H	2018	5312224	2	12	11	91.7	25	19	76	60	48	80	12	10	83.3	96	96	100				57	44	77.2	21	20	95.2	45	27	60	33	15	45.5	21	19	90.5		
	MDLANGATHI S	2019	5312225	2	8	8	100	28	14	50	11	11	100	9	8	88.9	113	109	96.5	64	55	85.9	73	65	89	24	20	83.3	64	51	79.7	28	18	64.3	21	16	76.2		
	MDLANGATHI S	2018	5312225	2	12	11	91.7	23	12	52.2	16	11	68.8	16	12	75	126	117	92.9	81	41	50.6	86	80	93	23	17	73.9	81	44	54.3	32	7	21.9	20	5	25		
	MDULASHI JS	2019	5312226	2	2	2	100	17	17	100	5	5	100	9	6	66.7	62	61	98.4	27	27	100	32	30	93.8	40	37	92.5	29	27	93.1	11	7	63.6	9	9	100		
	MDULASHI JS	2018	5312226	2	4	4	100	18	14	77.8	4	4	100	13	11	84.6	36	35	97.2	18	18	100	12	10	83.3	15	15	100	18	17	94.4	11	6	54.5	7	7	100		
	MERLEWOOD S	2019	5312227	3	16	16	100				83	73	88									94	92	97.9	39	39	100	72	68	94.4	67	60	89.6	43	28	65.1	27	23	85.2
	MERLEWOOD S	2018	5312227	3	13	12	92.3				75	52	69.3									79	77	97.5	35	35	100	83	74	89.2	75	66	88	29	24	82.8	29	29	100
	MGAMULE H	2019	5312126	2	15	10	66.7				26	15	57.7				43	41	95.3				26	14	53.8	31	14	45.2	16	12	75	15	4	26.7	8	7	87.5		
	MGAMULE H	2018	5312126	2	16	8	50				40	9	22.5				81	66	81.5				57	41	71.9	49	18	36.7	38	19	50	12	7	58.3	16	12	75		
	MGUDLWA H	2019	5312228	2				21	16	76.2							34	34	100				31	27	87.1	21	18	85.7	20	16	80	2	1	50	2	2	100		

Province Districts	Centre Name	Year	Centre Number	Quintile	Subject Description																																
					Accounting			Agricultural Sciences			Business Studies			Economics			English First Additional Language			Geography			History			Life Sciences			Mathematical Literacy			Mathematics			Physical Sciences		
					Total Wrote	Achieved30-100%	% Achieved at 30% and Above	Total Wrote	Achieved30-100%	% Achieved at 30% and Above	Total Wrote	Achieved30-100%	% Achieved at 30% and Above	Total Wrote	Achieved30-100%	% Achieved at 30% and Above	Total Wrote	Achieved30-100%	% Achieved at 30% and Above	Total Wrote	Achieved30-100%	% Achieved at 30% and Above	Total Wrote	Achieved30-100%	% Achieved at 30% and Above	Total Wrote	Achieved30-100%	% Achieved at 30% and Above	Total Wrote	Achieved30-100%	% Achieved at 30% and Above	Total Wrote	Achieved30-100%	% Achieved at 30% and Above			
UGU	MGUDLWA H	2018	5312228	2				33	23	69.7							33	33	100				29	27	93.1	26	23	88.5	22	16	72.7	3	2	66.7	3	3	100
	MHLABUHLANGENE JS	2019	5312229	1										17	17	100	17	15	88.2	9	9	100	17	14	82.4	9	7	77.8	8	1	12.5	8	6	75			
	MHLABUHLANGENE JS	2018	5312229	1										22	22	100	21	11	52.4	11	10	90.9	20	11	55	11	7	63.6	10	3	30	11	8	72.7			
	MLONDE H	2019	5312230	2	19	19	100	24	16	66.7	33	20	60.6	18	14	77.8	90	90	100	35	29	82.9	29	29	100	36	21	58.3	38	31	81.6	41	21	51.2	16	14	87.5
	MLONDE H	2018	5312230	2	10	10	100	29	28	96.6	28	16	57.1	7	6	85.7	106	104	98.1	37	24	64.9	37	30	81.1	32	26	81.3	38	19	50	38	18	47.4	14	9	64.3
	MLOTSHWA SECONDARY	2019	5312268	1	6	5	83.3				8	8	100	8	5	62.5	67	67	100	50	49	98	33	33	100	50	43	86	25	20	80	29	13	44.8	23	20	87
	MLOTSHWA SECONDARY	2018	5312268	1	11	7	63.6				10	8	80	10	10	100	65	65	100	52	42	80.8	28	28	100	54	47	87	28	22	78.6	34	12	35.3	24	19	79.2
	MNCINDO H	2019	5312307	1	4	3	75				13	9	69.2				15	15	100	10	9	90				14	12	85.7	9	8	88.9	4	2	50			
	MNCINDO H	2018	5312307	1	6	1	16.7				14	13	92.9				25	20	80							15	14	93.3	12	7	58.3	5	4	80			
	MNGOMENI H	2019	5312127	1	4	3	75										33	33	100				26	25	96.2	23	16	69.6	16	14	87.5	7	3	42.9	6	4	66.7
	MNGOMENI H	2018	5312127	1	4	1	25										46	31	67.4				35	29	82.9	32	8	25	26	13	50	6	1	16.7	4	1	25
	MQHAKAMA H	2019	5312128	2	4	4	100				17	17	100	15	15	100	77	77	100	28	28	100				46	45	97.8	37	37	100	22	17	77.3	20	20	100
	MQHAKAMA H	2018	5312128	2	4	4	100				15	15	100	15	15	100	66	66	100	23	23	100				45	45	100	33	31	93.9	26	21	80.8	22	22	100
	MSHWESHE H	2019	5312231	3	12	8	66.7	23	20	87	14	11	78.6	14	13	92.9	92	91	98.9	62	54	87.1	32	28	87.5	42	31	73.8	23	19	82.6	53	36	67.9	42	27	64.3
	MSHWESHE H	2018	5312231	3	16	8	50	41	24	58.5	19	16	84.2	17	17	100	111	111	100	74	49	66.2	47	40	85.1	42	31	73.8	39	25	64.1	54	42	77.8	35	32	91.4
	MTHUSI H	2019	5312233	2	9	8	88.9	70	59	84.3	40	30	75				135	135	100	94	84	89.4	54	53	98.1	72	51	70.8	94	80	85.1	12	10	83.3	12	9	75
	MTHUSI H	2018	5312233	2	4	4	100	53	47	88.7	33	27	81.8	4	4	100	125	122	97.6	93	77	82.8	65	63	96.9	45	38	84.4	66	52	78.8	28	21	75	15	14	93.3
	MTHWALUME H	2019	5312129	1	33	33	100				52	51	98.1	13	13	100	164	164	100	114	111	97.4	64	64	100	134	128	95.5	86	85	98.8	73	36	49.3	48	48	100
	MTHWALUME H	2018	5312129	1	60	58	96.7				80	80	100	29	28	96.6	177	176	99.4	109	105	96.3	58	57	98.3	123	118	95.9	84	79	94	93	38	40.9	39	39	100



Province Districts	Centre Name	Year	Centre Number	Quintile	Subject Description																																			
					Accounting			Agricultural Sciences			Business Studies			Economics			English First Additional Language			Geography			History			Life Sciences			Mathematical Literacy			Mathematics			Physical Sciences					
					Total Wrote	Achieved30-100%	% Achieved at 30% and Above	Total Wrote	Achieved30-100%	% Achieved at 30% and Above	Total Wrote	Achieved30-100%	% Achieved at 30% and Above	Total Wrote	Achieved30-100%	% Achieved at 30% and Above	Total Wrote	Achieved30-100%	% Achieved at 30% and Above	Total Wrote	Achieved30-100%	% Achieved at 30% and Above	Total Wrote	Achieved30-100%	% Achieved at 30% and Above	Total Wrote	Achieved30-100%	% Achieved at 30% and Above	Total Wrote	Achieved30-100%	% Achieved at 30% and Above	Total Wrote	Achieved30-100%	% Achieved at 30% and Above						
UGU	MTUMASELI H	2019	5312150	1				14	12	85.7	20	14	70				22	21	95.5							16	12	75	14	14	100									
	MTUMASELI H	2018	5312150	1				6	6	100	14	9	64.3				14	14	100							6	6	100	6	6	100									
	MTWANUNGAMIZIWE H	2019	5312234	1	10	8	80				16	14	87.5	12	8	66.7	22	22	100							13	11	84.6				6	6	100	10	2	20	4	3	75
	MTWANUNGAMIZIWE H	2018	5312234	1	2	1	50				10	7	70	10	9	90	12	12	100							10	10	100				7	5	71.4	3	0	0			
	MVUTHULUKA S	2019	5312151	1	8	7	87.5	13	12	92.3	24	23	95.8	16	12	75	31	31	100										21	20	95.2	19	19	100	12	3	25	4	3	75
	MVUTHULUKA S	2018	5312151	1	17	9	52.9	14	10	71.4	38	26	68.4	25	16	64	43	41	95.3										21	12	57.1	19	12	63.2	19	4	21.1			
	NANI JS	2019	5312130	2				7	5	71.4	4	2	50				27	27	100	15	14	93.3	20	18	90	21	9	42.9	16	14	87.5	7	5	71.4	7	2	28.6			
	NANI JS	2018	5312130	2	5	4	80	8	4	50	17	10	58.8	5	2	40	44	44	100	24	21	87.5	30	28	93.3	19	10	52.6	24	16	66.7	11	2	18.2	6	3	50			
	NCIYA H	2019	5312236	2	5	2	40	18	17	94.4	6	5	83.3	6	2	33.3	83	83	100	23	23	100	35	28	80	43	26	60.5	26	22	84.6	11	4	36.4	8	7	87.5			
	NCIYA H	2018	5312236	2	10	5	50	21	14	66.7	10	5	50	10	7	70	52	51	98.1	25	17	68	22	21	95.5	43	22	51.2	24	14	58.3	28	7	25	18	14	77.8			
	NKONKA H	2019	5312237	3	39	29	74.4				41	36	87.8	18	14	77.8	116	116	100	77	66	85.7	54	54	100	21	19	90.5	77	66	85.7	39	6	15.4	21	14	66.7			
	NKONKA H	2018	5312237	3	26	14	53.8				56	33	58.9	17	10	58.8	123	120	97.6	77	59	76.6	50	44	88	12	10	83.3	74	49	66.2	24	3	12.5	10	9	90			
	NOBAMBA H	2019	5312238	3	7	6	85.7	32	13	40.6	18	14	77.8	8	7	87.5	66	66	100	22	19	86.4	25	24	96	29	14	48.3	24	18	75	15	8	53.3	8	7	87.5			
	NOBAMBA H	2018	5312238	3	10	10	100	38	26	68.4	42	18	42.9	13	12	92.3	90	88	97.8	57	35	61.4	36	36	100	39	26	66.7	60	22	36.7	22	6	27.3	12	10	83.3			
	NOMAZWE H	2019	5312333	1				8	8	100	8	8	100																			13	0	0						
	NOMAZWE H	2018	5312333	1				9	9	100	9	8	88.9																			17	2	11.8						
	NOMBUSO H	2019	5312239	2	27	27	100	50	49	98	49	48	98	46	46	100	166	166	100	41	35	85.4	52	48	92.3	55	55	100	60	58	96.7	78	66	84.6	53	47	88.7			
	NOMBUSO H	2018	5312239	2	45	44	97.8	58	56	96.6	38	38	100	32	31	96.9	193	191	99	65	31	47.7	74	65	87.8	62	61	98.4	65	39	60	100	89	89	61	53	86.9			
	NTABALUKHOZI H	2019	5312131	1	9	8	88.9	10	9	90																						7	3	42.9						



Province Districts	Centre Name	Year	Centre Number	Quintile	Subject Description																																
					Accounting			Agricultural Sciences			Business Studies			Economics			English First Additional Language			Geography			History			Life Sciences			Mathematical Literacy			Mathematics			Physical Sciences		
					Total Wrote	Achieved30-100%	% Achieved at 30% and Above	Total Wrote	Achieved30-100%	% Achieved at 30% and Above	Total Wrote	Achieved30-100%	% Achieved at 30% and Above	Total Wrote	Achieved30-100%	% Achieved at 30% and Above	Total Wrote	Achieved30-100%	% Achieved at 30% and Above	Total Wrote	Achieved30-100%	% Achieved at 30% and Above	Total Wrote	Achieved30-100%	% Achieved at 30% and Above	Total Wrote	Achieved30-100%	% Achieved at 30% and Above	Total Wrote	Achieved30-100%	% Achieved at 30% and Above	Total Wrote	Achieved30-100%	% Achieved at 30% and Above			
	NTABALUKHOZI H	2018	5312131	1	7	2	28.6				9	5	55.6				9	9	100				9	9	100				8	4	50						
	OLWANDLE H	2019	5312240	3	8	7	87.5	50	46	92	26	18	69.2	8	8	100	126	125	99.2	49	34	69.4	42	38	90.5	64	53	82.8	39	34	87.2	57	24	42.1	25	24	96
	OLWANDLE H	2018	5312240	3	22	10	45.5	36	33	91.7	38	32	84.2	10	10	100	139	136	97.8	29	24	82.8	52	50	96.2	58	51	87.9	41	33	80.5	45	12	26.7	21	18	85.7
	OXFORD INTERNATIONAL H	2018	5312241	99	0	0					7	2	28.6	5	2	40	8	8	100	6	5	83.3				10	4	40	4	3	75	6	1	16.7	6	3	50
	PHATHWA S	2019	5312242	3	11	11	100	56	40	71.4	13	13	100	14	13	92.9	105	104	99	54	47	87	68	63	92.6	43	33	76.7	57	53	93	34	15	44.1	23	20	87
	PHATHWA S	2018	5312242	3	3	3	100	56	26	46.4	21	9	42.9	21	19	90.5	122	120	98.4	72	27	37.5	77	68	88.3	48	18	37.5	72	46	63.9	14	12	85.7	16	12	75
	PHINDAVELE H	2019	5312308	2	4	4	100	24	23	95.8	4	2	50	9	8	88.9	101	100	99	78	73	93.6				92	85	92.4	37	37	100	45	15	33.3	28	28	100
	PHINDAVELE H	2018	5312308	2	8	4	50	18	16	88.9	12	8	66.7	12	11	91.7	74	74	100	46	43	93.5				52	51	98.1	23	18	78.3	34	9	26.5	21	20	95.2
	PORT SHEPSTONE H	2019	5312243	5	74	67	90.5				84	78	92.9				78	78	100	54	54	100	96	96	100	125	121	96.8	78	77	98.7	166	132	79.5	96	88	91.7
	PORT SHEPSTONE H	2018	5312243	5	95	94	98.9				108	89	82.4				74	74	100	61	61	100	86	85	98.8	119	119	100	86	86	100	154	134	87	86	84	97.7
	PORT SHEPSTONE INTERNATIONAL H	2019	5312244	99	2	0	0	4	4	100	11	5	45.5	5	2	40	24	24	100	15	12	80	2	1	50	15	15	100	6	6	100	14	6	42.9	10	10	100
	PORT SHEPSTONE INTERNATIONAL H	2018	5312244	99							10	7	70	4	4	100	18	18	100	17	11	64.7				11	10	90.9	8	6	75	6	3	50	4	4	100
	PORT SHEPSTONE ISLAMIC	2019	5312245	99	8	8	100				10	10	100							6	6	100				9	9	100	5	5	100	9	8	88.9	4	4	100
	PORT SHEPSTONE ISLAMIC	2018	5312245	99	6	6	100				17	16	94.1							19	19	100				20	20	100	10	10	100	15	15	100	8	8	100
	PORT SHEPSTONE S	2019	5312246	4	39	37	94.9				106	68	64.2							119	107	89.9				137	111	81	100	97	97	74	63	85.1	66	52	78.8
	PORT SHEPSTONE S	2018	5312246	4	57	53	93				76	53	69.7							122	118	96.7				112	107	95.5	88	87	98.9	96	79	82.3	75	70	93.3
	QHINQA H	2019	5312247	2	4	4	100				4	4	100	4	4	100	67	67	100	53	48	90.6	56	54	96.4	22	14	63.6	43	37	86	10	4	40	6	6	100


Province Districts	Centre Name	Year	Centre Number	Quintile	Subject Description																																	
					Accounting			Agricultural Sciences			Business Studies			Economics			English First Additional Language			Geography			History			Life Sciences			Mathematical Literacy			Mathematics			Physical Sciences			
					Total Wrote	Achieved30-100%	% Achieved at 30% and Above	Total Wrote	Achieved30-100%	% Achieved at 30% and Above	Total Wrote	Achieved30-100%	% Achieved at 30% and Above	Total Wrote	Achieved30-100%	% Achieved at 30% and Above	Total Wrote	Achieved30-100%	% Achieved at 30% and Above	Total Wrote	Achieved30-100%	% Achieved at 30% and Above	Total Wrote	Achieved30-100%	% Achieved at 30% and Above	Total Wrote	Achieved30-100%	% Achieved at 30% and Above	Total Wrote	Achieved30-100%	% Achieved at 30% and Above	Total Wrote	Achieved30-100%	% Achieved at 30% and Above	Total Wrote	Achieved30-100%	% Achieved at 30% and Above	
UGU	QHINQA H	2018	5312247	2	4	3	75				4	3	75	4	3	75	102	93	91.2	91	37	40.7	77	58	75.3	43	25	58.1	65	31	47.7	17	6	35.3	13	5	38.5	
	QIKO H	2019	5312309	1	5	3	60	10	10	100	7	5	71.4	4	1	25	32	32	100	12	10	83.3	11	10	90.9	11	9	81.8	14	9	64.3	9	5	55.6	6	6	100	
	QIKO H	2018	5312309	1	7	4	57.1	23	19	82.6	10	8	80	10	7	70	49	48	98	23	12	52.2	16	12	75	23	19	82.6	25	15	60	24	8	33.3	16	14	87.5	
	ROBERT HLONGWA S	2019	5312310	3	24	15	62.5							24	15	62.5	28	28	100							24	18	75					21	7	33.3			
	ROBERT HLONGWA S	2018	5312310	3	18	10	55.6							19	16	84.2	22	22	100							15	13	86.7					15	4	26.7			
	ROSEVILLE S	2019	5312311	5	6	6	100				61	37	60.7				23	23	100	83	57	68.7	13	9	69.2	29	20	69	75	60	80	22	8	36.4	10	5	50	
	ROSEVILLE S	2018	5312311	5	6	4	66.7				89	38	42.7				26	26	100	102	77	75.5	58	48	82.8	20	18	90	90	65	72.2	24	11	45.8	20	9	45	
	SAMUEL MKHIZE H	2019	5312336	1							7	7	100	7	7	100	7	7	100							7	4	57.1					7	6	85.7			
	SAMUEL MKHIZE H	2018	5312336	1	16	1	6.3				15	12	80	11	11	100	24	20	83.3														15	2	13.3			
	SANYWANA H	2019	5312312	1										11	10	90.9	29	29	100	27	27	100				21	20	95.2	8	8	100	13	12	92.3	10	10	100	
	SANYWANA H	2018	5312312	1	4	3	75							11	5	45.5	20	20	100	16	14	87.5				12	12	100	5	4	80	11	7	63.6	9	9	100	
	SAPHUMULA SS	2019	5312313	1													36	30	83.3	32	19	59.4	26	25	96.2				24	14	58.3	8	2	25	6	1	16.7	
	SAPHUMULA SS	2018	5312313	1													28	25	89.3	24	17	70.8	19	19	100				15	11	73.3	9	2	22.2	7	4	57.1	
	SCOTTBURGH H	2019	5312314	5	24	24	100													50	50	100	26	26	100	61	61	100	48	48	100	43	39	90.7	33	32	97	
	SCOTTBURGH H	2018	5312314	5	21	21	100													48	48	100	23	23	100	52	52	100	40	40	100	41	33	80.5	38	37	97.4	
	SEHOLE COMBINED	2019	5312248	4	6	6	100	109	80	73.4	10	9	90	8	6	75	125	125	100	44	33	75	44	39	88.6	67	60	89.6	40	35	87.5	69	56	81.2	62	59	95.2	
	SEHOLE COMBINED	2018	5312248	4	11	9	81.8	75	52	69.3	11	10	90.9	10	9	90	113	112	99.1	49	35	71.4	51	46	90.2	40	35	87.5	40	38	95	52	41	78.8	42	39	92.9	
	SIBINGIMFUNDO H	2019	5312132	2							9	8	88.9				75	72	96	42	40	95.2	47	25	53.2	25	16	64	41	34	82.9	8	4	50	9	8	88.9	
	SIBINGIMFUNDO H	2018	5312132	2	7	7	100				24	13	54.2	14	12	85.7	64	61	95.3	29	25	86.2				20	14	70	40	22	55	18	6	33.3	11	10	90.9	
	SIBONGUJEKE JS	2019	5312133	1	9	5	55.6				18	8	44.4	19	7	36.8	19	16	84.2													7	0	0				



Province Districts	Centre Name	Year	Centre Number	Quintile	Subject Description																																			
					Accounting			Agricultural Sciences			Business Studies			Economics			English First Additional Language			Geography			History			Life Sciences			Mathematical Literacy			Mathematics			Physical Sciences					
					Total Wrote	Achieved30-100%	% Achieved at 30% and Above	Total Wrote	Achieved30-100%	% Achieved at 30% and Above	Total Wrote	Achieved30-100%	% Achieved at 30% and Above	Total Wrote	Achieved30-100%	% Achieved at 30% and Above	Total Wrote	Achieved30-100%	% Achieved at 30% and Above	Total Wrote	Achieved30-100%	% Achieved at 30% and Above	Total Wrote	Achieved30-100%	% Achieved at 30% and Above	Total Wrote	Achieved30-100%	% Achieved at 30% and Above	Total Wrote	Achieved30-100%	% Achieved at 30% and Above	Total Wrote	Achieved30-100%	% Achieved at 30% and Above	Total Wrote	Achieved30-100%	% Achieved at 30% and Above			
UGU	SITHOKOZILE JS	2019	5312138	2	3	2	66.7	4	4	100	7	7	100	9	5	55.6	54	54	100	28	20	71.4	32	31	96.9	9	5	55.6	23	8	34.8	7	0	0	2	2	100			
	SITHOKOZILE JS	2018	5312138	2	6	4	66.7	15	10	66.7	12	5	41.7	11	3	27.3	88	84	95.5	40	24	60	43	35	81.4	20	17	85	47	17	36.2	14	2	14.3	4	2	50			
	SITHUTHUKILE S	2019	5312320	1	8	8	100				8	8	100	8	8	100	10	10	100													10	0	0						
	SITHUTHUKILE S	2018	5312320	1	6	5	83.3				5	3	60	5	4	80	6	5	83.3												6	0	0							
	SIVELILE JS	2019	5312321	1	5	3	60							19	17	89.5	49	49	100	37	35	94.6	16	16	100	26	19	73.1	13	13	100	23	14	60.9	18	14	77.8			
	SIVELILE JS	2018	5312321	1	5	5	100							17	16	94.1	39	38	97.4	24	20	83.3	14	13	92.9	19	15	78.9	10	7	70	15	11	73.3	10	9	90			
	SIYAPHAMBILI S	2019	5312253	2	2	2	100	19	15	78.9	30	9	30	12	8	66.7	88	88	100	36	32	88.9	49	47	95.9	22	15	68.2	40	34	85	13	6	46.2	12	4	33.3			
	SIYAPHAMBILI S	2018	5312253	2	4	4	100	29	21	72.4	22	13	59.1	8	8	100	69	69	100	20	14	70	20	20	100	30	19	63.3	34	21	61.8	17	8	47.1	15	9	60			
	SIZATHINA JS	2019	5312322	1	10	10	100				30	17	56.7	32	31	96.9	51	47	92.2							10	10	100	42	26	61.9	11	11	100						
	SIZATHINA JS	2018	5312322	1	6	6	100							43	43	100	46	46	100							18	18	100	36	31	86.1	7	7	100						
	SIZOPHUMELELA H	2019	5312323	2													89	87	97.8	46	35	76.1	27	19	70.4	43	15	34.9	36	24	66.7	11	4	36.4	10	9	90			
	SIZOPHUMELELA H	2018	5312323	2	3	3	100				4	4	100	3	3	100	68	65	95.6	46	35	76.1	15	13	86.7	34	17	50	29	21	72.4	20	7	35	15	10	66.7			
	SOUTH COAST ACADEMY	2019	5312254	99	11	8	72.7				24	13	54.2													12	8	66.7	23	23	100	13	6	46.2	7	7	100			
	SOUTH COAST ACADEMY	2018	5312254	99	11	11	100				12	11	91.7													16	11	68.8	14	13	92.9	14	8	57.1	10	8	80			
	SOZABE H	2019	5312265	3	3	0	0	12	7	58.3	23	16	69.6	3	0	0	43	43	100							23	19	82.6	29	6	20.7	16	14	87.5	15	3	20	12	5	41.7
	SOZABE H	2018	5312265	3	2	0	0	9	5	55.6	16	8	50	2	1	50	84	70	83.3	43	14	32.6	59	45	76.3	26	11	42.3	54	26	48.1	11	1	9.1	9	5	55.6			
	ST MARTIN DE PORRES COMPREHENSIVE	2019	5312256	99													6	6	100										6	1	16.7									
	ST MARTIN DE PORRES COMPREHENSIVE	2018	5312256	99													7	6	85.7										7	7	100									

Province Districts	Centre Name	Year	Centre Number	Quintile	Subject Description																																
					Accounting			Agricultural Sciences			Business Studies			Economics			English First Additional Language			Geography			History			Life Sciences			Mathematical Literacy			Mathematics			Physical Sciences		
					Total Wrote	Achieved30-100%	% Achieved at 30% and Above	Total Wrote	Achieved30-100%	% Achieved at 30% and Above	Total Wrote	Achieved30-100%	% Achieved at 30% and Above	Total Wrote	Achieved30-100%	% Achieved at 30% and Above	Total Wrote	Achieved30-100%	% Achieved at 30% and Above	Total Wrote	Achieved30-100%	% Achieved at 30% and Above	Total Wrote	Achieved30-100%	% Achieved at 30% and Above	Total Wrote	Achieved30-100%	% Achieved at 30% and Above	Total Wrote	Achieved30-100%	% Achieved at 30% and Above	Total Wrote	Achieved30-100%	% Achieved at 30% and Above			
UGU	SUID-NATAL H	2019	5312257	5	9	7	77.8				24	17	70.8				71	71	100	32	32	100				36	34	94.4	55	55	100	16	15	93.8	13	11	84.6
	SUID-NATAL H	2018	5312257	5	2	2	100				17	9	52.9				53	53	100	35	35	100				20	19	95	38	38	100	16	14	87.5	13	9	69.2
	SUKAMUVA H	2019	5312324	1	9	7	77.8				9	7	77.8	12	9	75	51	47	92.2	37	15	40.5				32	10	31.3	34	18	52.9	9	5	55.6	8	1	12.5
	SUKAMUVA H	2018	5312324	1	6	6	100				22	15	68.2	15	12	80	48	41	85.4	22	15	68.2				22	5	22.7	22	14	63.6	5	5	100	3	3	100
	THE WOODS	2019	5312258	99							14	9	64.3				10	10	100				18	17	94.4	10	10	100	10	9	90	8	1	12.5	4	4	100
	THE WOODS	2018	5312258	99							21	9	42.9				12	12	100				25	24	96	28	17	60.7	20	15	75	8	2	25	4	2	50
	THEMBUZULU S	2019	5312142	2	8	8	100	2	2	100	10	9	90	8	8	100	39	36	92.3	22	20	90.9	24	21	87.5	21	13	61.9	21	19	90.5	10	3	30	1	1	100
	THEMBUZULU S	2018	5312142	2	4	4	100	4	4	100	6	5	83.3	6	6	100	40	32	80	14	13	92.9	28	14	50	16	13	81.3	13	13	100	9	5	55.6	4	4	100
	THOBIGUNYA H	2019	5312259	2	10	8	80	89	40	44.9	9	9	100	13	8	61.5	121	121	100	58	49	84.5	67	62	92.5	37	32	86.5	57	49	86	44	14	31.8	36	28	77.8
	THOBIGUNYA H	2018	5312259	2	5	4	80	38	26	68.4	11	5	45.5	5	5	100	91	90	98.9	43	42	97.7	52	52	100	23	20	87	44	39	88.6	27	5	18.5	22	17	77.3
	THOLIMFUNDO S	2019	5312260	2	2	2	100	26	13	50	8	7	87.5	6	6	100	72	72	100	55	49	89.1	11	11	100	42	31	73.8	50	38	76	12	5	41.7	7	7	100
	THOLIMFUNDO S	2018	5312260	2	1	1	100	37	20	54.1	16	2	12.5	16	9	56.3	104	97	93.3	73	48	65.8	18	15	83.3	64	42	65.6	43	14	32.6	38	11	28.9	26	15	57.7
	THOLISU S	2019	5312325	1	12	12	100				33	33	100				48	46	95.8							35	30	85.7	12	12	100	20	6	30			
	THOLISU S	2018	5312325	1	4	4	100				32	21	65.6				36	36	100							25	24	96	19	16	84.2	5	1	20			
	UGU CENTRE 1	2019	5512000	99	1	0	0				6	5	83.3	4	2	50	11	10	90.9	8	7	87.5				11	8	72.7	7	5	71.4	7	1	14.3	5	2	40
	UGU CENTRE 2	2019	5513000	99							9	9	100							15	15	100				15	15	100				15	9	60	6	6	100
	UMZINTO ISLAMIC	2019	5312334	99	4	4	100				11	11	100	14	11	78.6				10	10	100				6	6	100	10	10	100	7	7	100	3	3	100
	UMZINTO ISLAMIC	2018	5312334	99	6	6	100				12	12	100	13	13	100				11	11	100				9	9	100	11	10	90.9	10	10	100	8	8	100
	UMZINTO S	2019	5312327	5	23	21	91.3				41	36	87.8	13	10	76.9				125	115	92	76	76	100	116	87	75	116	109	94	76	55	72.4	64	53	82.8
	UMZINTO S	2018	5312327	5	45	34	75.6				23	11	47.8							150	131	87.3	40	39	97.5	125	103	82.4	89	80	89.9	100	54	54	75	58	77.3

Province Districts	Centre Name	Year	Centre Number	Quintile	Subject Description																																			
					Accounting			Agricultural Sciences			Business Studies			Economics			English First Additional Language			Geography			History			Life Sciences			Mathematical Literacy			Mathematics			Physical Sciences					
					Total Wrote	Achieved30-100%	% Achieved at 30% and Above	Total Wrote	Achieved30-100%	% Achieved at 30% and Above	Total Wrote	Achieved30-100%	% Achieved at 30% and Above	Total Wrote	Achieved30-100%	% Achieved at 30% and Above	Total Wrote	Achieved30-100%	% Achieved at 30% and Above	Total Wrote	Achieved30-100%	% Achieved at 30% and Above	Total Wrote	Achieved30-100%	% Achieved at 30% and Above	Total Wrote	Achieved30-100%	% Achieved at 30% and Above	Total Wrote	Achieved30-100%	% Achieved at 30% and Above	Total Wrote	Achieved30-100%	% Achieved at 30% and Above						
UGU	VUMANDABA S	2019	5312328	3							32	30	93.8	23	21	91.3	32	32	100							31	23	74.2	17	14	82.4	14	5	35.7	9	8	88.9			
	VUMANDABA S	2018	5312328	3							31	30	96.8	20	20	100	31	31	100							31	28	90.3	11	9	81.8	20	8	40	11	7	63.6			
	WESBURY COLLEGE OF SCIENCE	2019	5312266	99	6	6	100	27	27	100	11	9	81.8				12	12	100							25	25	100							26	26	100	15	15	100
	WESBURY COLLEGE OF SCIENCE	2018	5312266	99	11	11	100	47	47	100	17	13	76.5				6	6	100							36	36	100							47	47	100	30	30	100
	ZIBONELE JS	2019	5312143	2	11	10	90.9	16	11	68.8	12	11	91.7	12	12	100	81	81	100	45	38	84.4	44	39	88.6	53	43	81.1	37	27	73	30	16	53.3	19	17	89.5			
	ZIBONELE JS	2018	5312143	2	8	7	87.5	16	12	75	7	7	100	8	8	100	102	97	95.1	56	30	53.6	77	62	80.5	70	52	74.3	58	35	60.3	15	4	26.7	8	7	87.5			
	ZITHOKOZISE H	2019	5312330	3	1	1	100	9	6	66.7	5	5	100				12	12	100							7	4	57.1							7	2	28.6	4	1	25
	ZITHOKOZISE H	2018	5312330	3	2	2	100	12	7	58.3	4	3	75				25	25	100	14	8	57.1				14	12	85.7							14	8	57.1	1	1	100
	ZUZICEBO H	2019	5312263	2				14	13	92.9	11	11	100	11	6	54.5	61	61	100	46	31	67.4	35	32	91.4	15	14	93.3	46	41	89.1	13	10	76.9	14	12	85.7			
ZUZICEBO H	2018	5312263	2				19	7	36.8	14	6	42.9	10	5	50	68	68	100	40	24	60	25	24	96	16	14	87.5	33	17	51.5	12	9	75	12	7	58.3				
UMGUNGUNDLOVU	ALEXANDRA H	2019	5311301	5	20	17	85				120	99	82.5							59	58	98.3	65	65	100	143	106	74.1	130	127	97.7	63	48	76.2	50	47	94			
	ALEXANDRA H	2018	5311301	5	8	7	87.5				119	101	84.9							66	65	98.5	69	69	100	149	125	83.9	121	114	94.2	80	60	75	51	45	88.2			
	AMAKHOLWA S	2019	5311329	3	30	19	63.3	28	28	100	68	49	72.1	68	53	77.9	96	96	100							28	28	100	38	25	65.8	58	28	48.3	28	21	75			
	AMAKHOLWA S	2018	5311329	3	20	8	40	19	18	94.7	32	22	68.8	32	29	90.6	51	51	100							19	18	94.7	12	8	66.7	39	22	56.4	19	15	78.9			
	ARTHUR BLAXALL	2019	5311302	99							7	6	85.7																											
	ARTHUR BLAXALL	2018	5311302	99							4	3	75																											
	ASANDE S	2019	5311401	2	15	12	80				59	36	61				48	48	100	57	47	82.5																		
	ASANDE S	2018	5311401	2	18	11	61.1				21	17	81	19	16	84.2	65	65	100	50	29	58				56	21	37.5	38	24	63.2	24	21	87.5	10	9	90			
	ASIBEMUNYE H	2019	5311201	3	17	13	76.5				41	24	58.5	18	15	83.3	120	118	98.3	21	21	100	68	57	83.8	48	33	68.8	52	45	86.5	38	20	52.6	21	17	81			



Province Districts	Centre Name	Year	Centre Number	Quintile	Subject Description																																		
					Accounting			Agricultural Sciences			Business Studies			Economics			English First Additional Language			Geography			History			Life Sciences			Mathematical Literacy			Mathematics			Physical Sciences				
					Total Wrote	Achieved30-100%	% Achieved at 30% and Above	Total Wrote	Achieved30-100%	% Achieved at 30% and Above	Total Wrote	Achieved30-100%	% Achieved at 30% and Above	Total Wrote	Achieved30-100%	% Achieved at 30% and Above	Total Wrote	Achieved30-100%	% Achieved at 30% and Above	Total Wrote	Achieved30-100%	% Achieved at 30% and Above	Total Wrote	Achieved30-100%	% Achieved at 30% and Above	Total Wrote	Achieved30-100%	% Achieved at 30% and Above	Total Wrote	Achieved30-100%	% Achieved at 30% and Above	Total Wrote	Achieved30-100%	% Achieved at 30% and Above	Total Wrote	Achieved30-100%	% Achieved at 30% and Above		
UMGUNGUNDLOVU	ASIBEMUNYE H	2018	5311201	3	8	3	37.5				52	16	30.8	9	9	100	107	102	95.3	57	42	73.7	34	30	88.2	49	28	57.1	71	42	59.2	26	11	42.3	17	13	76.5		
	ASITHUTHUKE COMBINED	2019	5311202	3							19	12	63.2				20	20	100	19	17	89.5				20	7	35	16	13	81.3	4	1	25					
	ASITHUTHUKE COMBINED	2018	5311202	3							16	4	25				18	17	94.4	16	7	43.8				17	8	47.1	18	8	44.4								
	BANQOBILE H	2019	5311101	3	11	7	63.6				8	8	100	12	9	75	144	134	93.1	118	54	45.8	83	82	98.8	30	22	73.3	42	37	88.1	29	11	37.9	27	25	92.6		
	BANQOBILE H	2018	5311101	3	12	8	66.7				11	9	81.8	12	9	75	93	89	95.7	53	32	60.4	49	47	95.9	25	22	88	21	16	76.2	28	15	53.6	21	21	100		
	BHEKUXIMBA H	2019	5311402	3	7	4	57.1				9	9	100	41	37	90.2	88	83	94.3				20	17	85	32	21	65.6	32	21	65.6	20	10	50	17	10	58.8		
	BHEKUXIMBA H	2018	5311402	3	7	6	85.7				32	4	12.5	50	14	28	100	60	60				30	11	36.7	32	11	34.4	21	6	28.6	15	5	33.3	7	2	28.6		
	BONGUDUNGA S	2019	5311303	3	6	5	83.3				25	8	32	6	6	100	79	75	94.9	53	25	47.2	36	30	83.3	35	14	40	43	25	58.1	11	3	27.3	11	4	36.4		
	BONGUDUNGA S	2018	5311303	3	8	4	50				69	18	26.1	11	8	72.7	136	120	88.2	77	46	59.7	54	48	88.9	62	29	46.8	64	38	59.4	16	4	25	8	7	87.5		
	C21 PRIVATE	2019	5311204	99							2	2	100										1	1	100	2	2	100	1	1	100	1	1	100	1	1	100		
	C21 PRIVATE	2018	5311204	99							4	1	25	2	2	100							2	1	50	2	2	100	2	2	100	3	2	66.7	1	1	100		
	CARTER H	2019	5311205	5	33	32	97				94	86	91.5									120	120	100	54	54	100	144	137	95.1	76	75	98.7	111	78	70.3	63	60	95.2
	CARTER H	2018	5311205	5	41	39	95.1				99	78	78.8									142	136	95.8	40	40	100	153	144	94.1	73	72	98.6	127	94	74	71	64	90.1
	CHIBELIHLE COMBINED	2019	5311403	2	5	5	100				13	9	69.2	12	10	83.3	38	37	97.4	18	16	88.9	20	15	75	18	13	72.2	20	12	60	11	4	36.4	9	8	88.9		
	CHIBELIHLE COMBINED	2018	5311403	2	5	5	100				25	11	44	27	22	81.5	52	47	90.4	21	19	90.5	33	31	93.9	21	14	66.7	41	21	51.2	7	2	28.6	6	4	66.7		
	CHISTLEHURST ACADEMICS & ARTS	2019	5311330	99							5	5	100													4	3	75	6	5	83.3	3	0	0					
	CHISTLEHURST ACADEMICS & ARTS	2018	5311330	99							2	2	100													6	5	83.3	4	4	100	4	2	50					
	CONGCO H	2019	5311304	2	9	6	66.7				7	7	100				29	28	96.6	12	9	75	15	14	93.3	20	16	80	12	10	83.3	6	5	83.3					



Province Districts	Centre Name	Year	Centre Number	Quintile	Subject Description																																
					Accounting			Agricultural Sciences			Business Studies			Economics			English First Additional Language			Geography			History			Life Sciences			Mathematical Literacy			Mathematics			Physical Sciences		
					Total Wrote	Achieved30-100%	% Achieved at 30% and Above	Total Wrote	Achieved30-100%	% Achieved at 30% and Above	Total Wrote	Achieved30-100%	% Achieved at 30% and Above	Total Wrote	Achieved30-100%	% Achieved at 30% and Above	Total Wrote	Achieved30-100%	% Achieved at 30% and Above	Total Wrote	Achieved30-100%	% Achieved at 30% and Above	Total Wrote	Achieved30-100%	% Achieved at 30% and Above	Total Wrote	Achieved30-100%	% Achieved at 30% and Above	Total Wrote	Achieved30-100%	% Achieved at 30% and Above	Total Wrote	Achieved30-100%	% Achieved at 30% and Above			
UMGUNGUNDLOVU	CONGCO H	2018	5311304	2	12	11	91.7				12	11	91.7				36	35	97.2	13	10	76.9	19	19	100	30	28	93.3	14	12	85.7	13	10	76.9			
	COOL AIR S	2019	5311102	4	8	4	50				31	20	64.5	28	19	67.9							30	25	83.3	45	21	46.7	61	41	67.2	8	6	75	9	6	66.7
	COOL AIR S	2018	5311102	4	19	12	63.2				48	33	68.8	43	26	60.5							8	8	100	55	26	47.3	43	33	76.7	25	13	52	15	8	53.3
	COPEVILLE S	2019	5311206	3	19	13	68.4				70	58	82.9	19	18	94.7	94	94	100	64	57	89.1	36	36	100	32	24	75	62	52	83.9	32	4	12.5	13	9	69.2
	COPEVILLE S	2018	5311206	3	24	23	95.8				34	24	70.6	16	15	93.8	74	74	100	42	38	90.5	17	17	100	33	24	72.7	28	22	78.6	38	27	71.1	23	14	60.9
	DABULAMANZI COMBINED	2019	5311207	1							12	4	33.3				22	21	95.5	25	14	56				22	14	63.6	14	7	50	7	0	0			
	DABULAMANZI COMBINED	2018	5311207	1							20	10	50				16	16	100	12	11	91.7				12	12	100	12	7	58.3	5	1	20			
	DOORNKLOOF COMBINED	2019	5311208	1				11	6	54.5							13	10	76.9	12	9	75				10	5	50	8	5	62.5	3	0	0			
	DOORNKLOOF COMBINED	2018	5311208	1				37	6	16.2							17	17	100	20	4	20				20	5	25	30	7	23.3	5	1	20			
	DUNVERIA S	2019	5311209	5	8	8	100				53	40	75.5							27	20	74.1	34	34	100	56	26	46.4	68	63	92.6	12	4	33.3	7	7	100
	DUNVERIA S	2018	5311209	5	14	12	85.7				43	36	83.7							41	26	63.4	30	30	100	32	29	90.6	62	51	82.3	16	8	50	9	7	77.8
	DWENGU H	2019	5311103	2							18	13	72.2				18	18	100	20	12	60				10	9	90				9	2	22.2			
	DWENGU H	2018	5311103	2	6	3	50				29	20	69				28	24	85.7	32	18	56.3				19	17	89.5				17	6	35.3			
	EASTWOOD S	2019	5311305	4	24	11	45.8	59	55	93.2	78	62	79.5	78	49	62.8				88	73	83	52	50	96.2	78	56	71.8	160	142	88.8	30	25	83.3	24	19	79.2
	EASTWOOD S	2018	5311305	4	15	11	73.3	42	36	85.7	78	42	53.8	77	51	66.2				92	64	69.6	90	83	92.2	76	71	93.4	169	130	76.9	48	29	60.4	33	19	57.6
	EBUNGUNI H	2019	5311146	2							31	10	32.3				28	21	75	25	10	40				24	11	45.8	18	6	33.3	10	1	10			
	EBUNGUNI H	2018	5311146	2							43	10	23.3				40	29	72.5	43	11	25.6				32	10	31.3	8	2	25	18	2	11.1			

Province Districts	Centre Name	Year	Centre Number	Quintile	Subject Description																																	
					Accounting			Agricultural Sciences			Business Studies			Economics			English First Additional Language			Geography			History			Life Sciences			Mathematical Literacy			Mathematics			Physical Sciences			
					Total Wrote	Achieved30-100%	% Achieved at 30% and Above	Total Wrote	Achieved30-100%	% Achieved at 30% and Above	Total Wrote	Achieved30-100%	% Achieved at 30% and Above	Total Wrote	Achieved30-100%	% Achieved at 30% and Above	Total Wrote	Achieved30-100%	% Achieved at 30% and Above	Total Wrote	Achieved30-100%	% Achieved at 30% and Above	Total Wrote	Achieved30-100%	% Achieved at 30% and Above	Total Wrote	Achieved30-100%	% Achieved at 30% and Above	Total Wrote	Achieved30-100%	% Achieved at 30% and Above	Total Wrote	Achieved30-100%	% Achieved at 30% and Above				
UMGUNGUNDLOVU	EDENDALE TECHNICAL H	2019	5311210	4	86	58	67.4						86	49	57	273	273	100							181	87	48.1				181	51	28.2	95	49	51.6		
	EDENDALE TECHNICAL H	2018	5311210	4	74	61	82.4						74	54	73	280	280	100							175	120	68.6				170	70	41.2	98	74	75.5		
	EKUPHOLENI H	2019	5311104	3	5	5	100				31	4	12.9				51	40	78.4	18	8	44.4			5	4	80	5	5	100	5	3	60					
	EKUPHOLENI H	2018	5311104	3	5	5	100				79	1	1.3				77	48	62.3	13	8	61.5			9	4	44.4	7	2	28.6	6	3	50					
	EMINYEZANENI S	2019	5311211	4	7	6	85.7				13	13	100	15	14	93.3	40	39	97.5	17	16	94.1	14	14	100	17	7	41.2	7	5	71.4	14	8	57.1	10	8	80	
	EMINYEZANENI S	2018	5311211	4	27	5	18.5				23	5	21.7	51	12	23.5	138	110	79.7	80	20	25	45	34	75.6	81	12	14.8	46	16	34.8	75	5	6.7	23	4	17.4	
	EMZAMWENI H	2019	5311404	3	12	11	91.7	76	73	96.1	57	53	93	31	23	74.2	155	155	100	49	45	91.8	31	31	100	79	74	93.7	75	73	97.3	51	48	94.1	39	36	92.3	
	EMZAMWENI H	2018	5311404	3	14	14	100	61	59	96.7	54	51	94.4	44	42	95.5	151	150	99.3	48	43	89.6	33	33	100	59	58	98.3	74	64	86.5	55	53	96.4	42	41	97.6	
	ESTHER PAYNE SMITH S	2019	5311212	5							47	14	29.8										50	36	72	26	12	46.2	46	30	65.2							
	ESTHER PAYNE SMITH S	2018	5311212	5							61	13	21.3							31	14	45.2			62	26	41.9	61	32	52.5								
	EZULWINI COMBINED	2019	5311105	1							24	21	87.5	11	11	100	24	19	79.2						11	11	100	11	11	100								
	EZULWINI COMBINED	2018	5311105	1							17	14	82.4	14	9	64.3	18	16	88.9						14	13	92.9	14	9	64.3								
	FUNDOKUHLE S	2019	5311306	4	24	18	75				55	28	50.9	21	19	90.5	76	75	98.7	55	42	76.4			19	18	94.7	36	21	58.3	39	14	35.9	20	14	70		
	FUNDOKUHLE S	2018	5311306	4	13	10	76.9				48	28	58.3	13	13	100	93	93	100	78	69	88.5			41	39	95.1	35	26	74.3	52	21	40.4	40	22	55		
	FUNUNDU H	2019	5311106	2	9	7	77.8				13	9	69.2	9	6	66.7	13	13	100									7	7	100	5	1	20					
	FUNUNDU H	2018	5311106	2	3	1	33.3				16	2	12.5	5	3	60	16	9	56.3						2	1	50	5	4	80								
	GAJU S	2019	5311107	2							8	8	100				26	12	46.2	8	8	100			8	8	100				26	0	0					
	GAJU S	2018	5311107	2							8	7	87.5				22	17	77.3	8	4	50			22	2	9.1			22	2	9.1						
	GCEWU S	2019	5311108	1				9	5	55.6							19	14	73.7	9	7	77.8			9	4	44.4				18	2	11.1					

Province Districts	Centre Name	Year	Centre Number	Quintile	Subject Description																																
					Accounting			Agricultural Sciences			Business Studies			Economics			English First Additional Language			Geography			History			Life Sciences			Mathematical Literacy			Mathematics			Physical Sciences		
					Total Wrote	Achieved30-100%	% Achieved at 30% and Above	Total Wrote	Achieved30-100%	% Achieved at 30% and Above	Total Wrote	Achieved30-100%	% Achieved at 30% and Above	Total Wrote	Achieved30-100%	% Achieved at 30% and Above	Total Wrote	Achieved30-100%	% Achieved at 30% and Above	Total Wrote	Achieved30-100%	% Achieved at 30% and Above	Total Wrote	Achieved30-100%	% Achieved at 30% and Above	Total Wrote	Achieved30-100%	% Achieved at 30% and Above	Total Wrote	Achieved30-100%	% Achieved at 30% and Above	Total Wrote	Achieved30-100%	% Achieved at 30% and Above			
UMGUNGUNDLOVU	GCEWU S	2018	5311108	1				6	4	66.7							41	15	36.6	42	4	9.5				7	5	71.4				4	0	0			
	GEORGENAU COMBINED	2019	5311109	4	14	5	35.7				24	11	45.8	13	7	53.8	68	67	98.5	41	33	80.5				40	30	75	12	11	91.7	43	11	25.6	32	19	59.4
	GEORGENAU COMBINED	2018	5311109	4	19	8	42.1				23	13	56.5	22	14	63.6	63	61	96.8	33	15	45.5				30	19	63.3	10	5	50	31	11	35.5	18	11	61.1
	GEORGETOWN S	2019	5311307	3	27	27	100				35	27	77.1	28	27	96.4	148	148	100	120	110	91.7	97	93	95.9	73	66	90.4	95	89	93.7	48	36	75	49	35	71.4
	GEORGETOWN S	2018	5311307	3	14	13	92.9				34	24	70.6	29	25	86.2	100	99	99	86	76	88.4	43	42	97.7	66	58	87.9	57	42	73.7	43	25	58.1	28	22	78.6
	GOBINDLOVU COMPREHENSIVE H	2019	5311405	3	6	4	66.7				6	5	83.3	6	6	100	96	96	100	80	59	73.8				75	28	37.3	52	41	78.8	45	28	62.2	34	20	58.8
	GOBINDLOVU COMPREHENSIVE H	2018	5311405	3	11	10	90.9				23	12	52.2	23	19	82.6	120	109	90.8	43	24	55.8				36	28	77.8	12	7	58.3	31	26	83.9	21	18	85.7
	GOBIZEMBE H	2019	5311110	3	18	12	66.7				18	15	83.3	18	6	33.3	66	66	100	38	32	84.2	34	18	52.9	19	17	89.5	23	17	73.9	30	11	36.7	18	13	72.2
	GOBIZEMBE H	2018	5311110	3	17	15	88.2				19	12	63.2	20	14	70	73	72	98.6	39	28	71.8	30	22	73.3	20	20	100	18	9	50	35	8	22.9	21	16	76.2
	HAYTHORNE S	2019	5311213	5	65	44	67.7				96	45	46.9	46	23	50				106	90	84.9	68	68	100	63	40	63.5	140	122	87.1	70	23	32.9	24	15	62.5
	HAYTHORNE S	2018	5311213	5	56	36	64.3				86	47	54.7	48	30	62.5				93	83	89.2	49	49	100	71	55	77.5	126	112	88.9	54	31	57.4	25	14	56
	HEATHER S	2019	5311214	5	48	40	83.3				88	69	78.4							155	152	98.1	30	30	100	153	132	86.3	125	123	98.4	54	46	85.2	29	28	96.6
	HEATHER S	2018	5311214	5	44	42	95.5				122	90	73.8	34	33	97.1				143	142	99.3	29	29	100	142	135	95.1	115	114	99.1	96	83	86.5	45	45	100
	HERITAGE ACADEMY	2019	5311215	99	4	4	100				12	11	91.7							18	16	88.9	13	13	100	11	10	90.9	12	11	91.7	10	6	60	9	6	66.7
	HERITAGE ACADEMY	2018	5311215	99	2	1	50				11	8	72.7							12	12	100	12	12	100	4	4	100	8	7	87.5	6	2	33.3	4	1	25
	HOWICK H	2019	5311216	5	17	17	100													50	49	98	43	43	100	56	52	92.9	34	34	100	58	58	100	45	43	95.6
	HOWICK H	2018	5311216	5	12	12	100													59	59	100	64	64	100	67	67	100	50	50	100	62	57	91.9	53	50	94.3
	HOWICK S	2019	5311217	4	14	14	100				71	66	93	11	9	81.8				35	32	91.4	49	49	100	76	51	67.1	66	65	98.5	25	24	96	17	17	100



Province Districts	Centre Name	Year	Centre Number	Quintile	Subject Description																																
					Accounting			Agricultural Sciences			Business Studies			Economics			English First Additional Language			Geography			History			Life Sciences			Mathematical Literacy			Mathematics			Physical Sciences		
					Total Wrote	Achieved30-100%	% Achieved at 30% and Above	Total Wrote	Achieved30-100%	% Achieved at 30% and Above	Total Wrote	Achieved30-100%	% Achieved at 30% and Above	Total Wrote	Achieved30-100%	% Achieved at 30% and Above	Total Wrote	Achieved30-100%	% Achieved at 30% and Above	Total Wrote	Achieved30-100%	% Achieved at 30% and Above	Total Wrote	Achieved30-100%	% Achieved at 30% and Above	Total Wrote	Achieved30-100%	% Achieved at 30% and Above	Total Wrote	Achieved30-100%	% Achieved at 30% and Above	Total Wrote	Achieved30-100%	% Achieved at 30% and Above			
UMGUNGUNDLOVU	INHLANHLAYABEBHUZE H	2018	5311112	3				9	9	100	31	13	41.9				45	38	84.4	31	13	41.9				33	24	72.7	22	14	63.6	11	10	90.9	9	9	100
	INJOLOBA S	2019	5311218	3	9	6	66.7	15	15	100	52	35	67.3	10	9	90	137	137	100	59	34	57.6	51	51	100	45	28	62.2	90	68	75.6	23	13	56.5	14	14	100
	INJOLOBA S	2018	5311218	3	0	0		24	24	100	37	20	54.1	0	0		115	114	99.1	51	18	35.3	47	45	95.7	49	44	89.8	89	53	59.6	27	21	77.8	24	24	100
	INKUMANE H	2019	5311113	2	5	4	80				5	4	80	13	4	30.8	13	9	69.2													5	0	0			
	INKUMANE H	2018	5311113	2	7	2	28.6				7	5	71.4	10	3	30	10	7	70													7	1	14.3			
	INSIKA JS	2019	5311409	3							11	2	18.2				14	14	100	14	4	28.6	14	6	42.9	3	0	0	9	4	44.4	2	0	0			
	INSIKA JS	2018	5311409	3							26	2	7.7				28	24	85.7	26	2	7.7	23	4	17.4	4	1	25	23	4	17.4	4	0	0			
	ISIBANI ACADEMY	2019	5311336	99	3	1	33.3	8	1	12.5	17	4	23.5	3	0	0	24	23	95.8	27	8	29.6	16	5	31.3	24	4	16.7	21	8	38.1	12	2	16.7	11	0	0
	ISIBANI ACADEMY	2018	5311336	99	3	0	0	5	2	40	16	5	31.3	6	1	16.7	22	22	100	14	3	21.4	7	2	28.6	12	3	25	14	5	35.7	9	0	0	5	0	0
	ISMONT H	2019	5311114	2							7	1	14.3	7	4	57.1	7	7	100													7	1	14.3			
	ISMONT H	2018	5311114	2							14	9	64.3	12	6	50	14	12	85.7													11	9	81.8			
	JABULA COMBINED	2019	5311219	3	23	10	43.5				23	23	100				41	41	100	41	29	70.7							10	9	90	13	9	69.2			
	JABULA COMBINED	2018	5311219	3	0	0					2	0	0				8	8	100	14	8	57.1				22	11	50				8	5	62.5	8	7	87.5
	KHARINA S	2019	5311220	5	22	21	95.5				96	84	87.5	19	14	73.7				107	104	97.2	80	80	100	109	94	86.2	127	117	92.1	67	39	58.2	44	43	97.7
	KHARINA S	2018	5311220	5	43	33	76.7				77	58	75.3							102	96	94.1	67	67	100	119	103	86.6	111	96	86.5	77	42	54.5	30	29	96.7
	KHAYELIHLE H	2019	5311115	2													22	22	100	8	8	100				8	8	100				22	1	4.5	8	6	75
	KHAYELIHLE H	2018	5311115	2	8	3	37.5				10	1	10				33	27	81.8	10	4	40				20	7	35	9	4	44.4	6	1	16.7	7	5	71.4
	KHULEKONKE S	2019	5311410	3	13	13	100				14	9	64.3	15	10	66.7	159	132	83	43	34	79.1	97	54	55.7	12	11	91.7	28	24	85.7	16	4	25	10	7	70
	KHULEKONKE S	2018	5311410	3	10	10	100				14	8	57.1	20	9	45	150	123	82	47	32	68.1	76	54	71.1	20	5	25	33	15	45.5	15	4	26.7	3	2	66.7
	KWAMNCANE H	2019	5311411	3	6	5	83.3				9	5	55.6	9	5	55.6	126	101	80.2	50	33	66	41	33	80.5	24	13	54.2	31	27	87.1	17	12	70.6	14	10	71.4

Province Districts	Centre Name	Year	Centre Number	Quintile	Subject Description																																	
					Accounting			Agricultural Sciences			Business Studies			Economics			English First Additional Language			Geography			History			Life Sciences			Mathematical Literacy			Mathematics			Physical Sciences			
					Total Wrote	Achieved30-100%	% Achieved at 30% and Above	Total Wrote	Achieved30-100%	% Achieved at 30% and Above	Total Wrote	Achieved30-100%	% Achieved at 30% and Above	Total Wrote	Achieved30-100%	% Achieved at 30% and Above	Total Wrote	Achieved30-100%	% Achieved at 30% and Above	Total Wrote	Achieved30-100%	% Achieved at 30% and Above	Total Wrote	Achieved30-100%	% Achieved at 30% and Above	Total Wrote	Achieved30-100%	% Achieved at 30% and Above	Total Wrote	Achieved30-100%	% Achieved at 30% and Above	Total Wrote	Achieved30-100%	% Achieved at 30% and Above	Total Wrote	Achieved30-100%	% Achieved at 30% and Above	
UMGUNGUNDLOVU	KWAMNCANE H	2018	5311411	3	4	4	100				9	7	77.8	12	8	66.7	82	82	100	38	27	71.1	25	25	100	35	28	80	25	20	80	17	16	94.1	14	9	64.3	
	KWAPATA S	2019	5311311	3	10	8	80				21	13	61.9	19	15	78.9	112	111	99.1	96	73	76	90	79	87.8	70	47	67.1	86	66	76.7	29	24	82.8	21	21	100	
	KWAPATA S	2018	5311311	3	19	6	31.6				36	19	52.8	38	28	73.7	218	218	100	145	94	64.8	183	172	94	103	59	57.3	155	98	63.2	28	13	46.4	12	8	66.7	
	LADUMA H	2019	5311412	3	3	3	100				7	6	85.7	7	5	71.4	60	60	100	69	44	63.8	40	36	90	66	47	71.2	29	16	55.2	28	4	14.3	22	11	50	
	LADUMA H	2018	5311412	3	9	1	11.1				16	1	6.3	12	5	41.7	103	101	98.1	83	24	28.9	61	53	86.9	76	46	60.5	52	25	48.1	26	5	19.2	20	6	30	
	LANGALAKHE H	2019	5311413	3	5	5	100				6	6	100	6	6	100	78	76	97.4	42	33	78.6	55	40	72.7	51	25	49	29	20	69	15	8	53.3	11	9	81.8	
	LANGALAKHE H	2018	5311413	3	8	6	75				10	8	80	10	8	80	84	81	96.4	29	21	72.4	50	22	44	47	31	66	18	11	61.1	19	6	31.6	22	17	77.3	
	LANGSYDE	2019	5311414	2	20	20	100				62	57	91.9	44	44	100	88	88	100				43	43	100	67	65	97	45	44	97.8	42	33	78.6	25	23	92	
	LANGSYDE	2018	5311414	2	20	16	80				72	55	76.4	51	50	98	109	109	100				49	49	100	83	81	97.6	48	48	100	39	29	74.4	26	22	84.6	
	LINPARK H	2019	5311221	5	21	20	95.2				42	38	90.5										29	29	100	71	49	69	36	33	91.7	60	32	53.3	31	28	90.3	
	LINPARK H	2018	5311221	5	23	20	87				47	37	78.7													65	49	75.4	26	23	88.5	66	38	57.6	31	23	74.2	
	LUGAJU JS	2019	5311415	2	7	1	14.3				24	2	8.3	23	5	21.7	23	14	60.9											21	6	28.6	6	0	0			
	LUGAJU JS	2018	5311415	2	16	1	6.3				27	7	25.9	33	13	39.4	32	30	93.8										11	4	36.4	5	0	0				
	LUTHANDO H	2019	5311416	2	6	6	100				23	23	100	7	7	100	23	23	100				13	13	100	15	15	100	17	17	100	6	6	100	4	4	100	
	LUTHANDO H	2018	5311416	2	13	13	100				27	18	66.7	13	13	100	22	22	100				21	21	100	9	8	88.9	16	16	100	7	4	57.1	2	2	100	
	MABOMVINI COMBINED	2019	5311144	1	3	2	66.7				17	16	94.1	3	2	66.7	29	29	100	23	23	100	3	2	66.7	25	22	88	20	20	100	7	6	85.7	6	6	100	
	MABOMVINI COMBINED	2018	5311144	1	3	3	100				16	10	62.5	2	2	100	29	29	100	14	13	92.9				26	15	57.7	19	9	47.4	10	3	30				
	MADLANYOKA H	2019	5311116	2	15	9	60				23	12	52.2	20	11	55	29	18	62.1										14	6	42.9	6	3	50				
MADLANYOKA H	2018	5311116	2	14	3	21.4				28	7	25	16	13	81.3	31	24	77.4										7	5	71.4	8	1	12.5					





Province Districts	Centre Name	Year	Centre Number	Quintile	Subject Description																																
					Accounting			Agricultural Sciences			Business Studies			Economics			English First Additional Language			Geography			History			Life Sciences			Mathematical Literacy			Mathematics			Physical Sciences		
					Total Wrote	Achieved30-100%	% Achieved at 30% and Above	Total Wrote	Achieved30-100%	% Achieved at 30% and Above	Total Wrote	Achieved30-100%	% Achieved at 30% and Above	Total Wrote	Achieved30-100%	% Achieved at 30% and Above	Total Wrote	Achieved30-100%	% Achieved at 30% and Above	Total Wrote	Achieved30-100%	% Achieved at 30% and Above	Total Wrote	Achieved30-100%	% Achieved at 30% and Above	Total Wrote	Achieved30-100%	% Achieved at 30% and Above	Total Wrote	Achieved30-100%	% Achieved at 30% and Above	Total Wrote	Achieved30-100%	% Achieved at 30% and Above	Total Wrote	Achieved30-100%	% Achieved at 30% and Above
UMGUNGUNDLOVU	MCONJWANA H	2019	5311421	2	36	32	88.9	19	19	100	36	36	100	33	32	97	137	137	100	82	80	97.6	64	64	100	103	82	79.6	62	58	93.5	71	47	66.2	40	30	75
	MCONJWANA H	2018	5311421	2	16	14	87.5	71	71	100	19	18	94.7	16	16	100	153	153	100	72	66	91.7	53	53	100	141	137	97.2	32	29	90.6	121	66	54.5	87	77	88.5
	MCOSELELI S	2019	5311121	3	3	3	100				16	9	56.3	7	5	71.4	39	39	100	31	18	58.1	29	27	93.1	19	10	52.6	21	18	85.7	8	5	62.5	6	6	100
	MCOSELELI S	2018	5311121	3	2	2	100				17	11	64.7	6	4	66.7	45	45	100	43	31	72.1	42	42	100	31	31	100	37	29	78.4	16	6	37.5	14	13	92.9
	MEHLOKAZULU S	2019	5311314	4	4	3	75	18	15	83.3	25	18	72	31	17	54.8	71	71	100	19	12	63.2	19	19	100	29	10	34.5	30	23	76.7	20	11	55	19	9	47.4
	MEHLOKAZULU S	2018	5311314	4	9	7	77.8	12	10	83.3	42	40	95.2	50	32	64	104	104	100	33	15	45.5	31	29	93.5	50	15	30	76	49	64.5	18	6	33.3	11	8	72.7
	MJELE S	2019	5311145	2	1	1	100				1	1	100	9	6	66.7	69	69	100	55	36	65.5	38	37	97.4	14	12	85.7	38	18	47.4	13	7	53.8	13	11	84.6
	MJELE S	2018	5311145	2	9	5	55.6				11	5	45.5	11	11	100	56	55	98.2	41	21	51.2	33	30	90.9	11	10	90.9	30	13	43.3	16	1	6.3	7	7	100
	MKHOBENI H	2019	5311315	3	6	5	83.3				29	17	58.6	26	14	53.8	33	31	93.9										20	13	65	5	5	100			
	MKHOBENI H	2018	5311315	3	5	2	40				29	10	34.5	40	5	12.5	47	37	78.7										8	6	75	5	4	80			
	ML SULTAN PMB S	2019	5311316	5	47	37	78.7				67	39	58.2							42	40	95.2	27	27	100	108	68	63	70	64	91.4	84	41	48.8	63	49	77.8
	ML SULTAN PMB S	2018	5311316	5	49	42	85.7				68	48	70.6							46	39	84.8	26	26	100	112	97	86.6	73	64	87.7	74	54	73	62	41	66.1
	MLUNGISI S	2019	5311422	3							58	25	43.1	21	12	57.1	51	50	98	7	7	100	15	14	93.3	11	7	63.6	52	32	61.5	5	3	60	8	6	75
	MLUNGISI S	2018	5311422	3	10	6	60				56	34	60.7	28	13	46.4	106	98	92.5	66	40	60.6	16	13	81.3	41	33	80.5	75	36	48	24	16	66.7	19	18	94.7
	MNTONJANI S	2019	5311122	2							19	19	100				21	21	100	20	20	100				19	19	100	18	18	100	2	1	50			
	MNTONJANI S	2018	5311122	2							12	10	83.3				17	15	88.2	12	10	83.3				16	11	68.8	12	10	83.3	1	1	100			
	MPANDE H	2019	5311423	3	7	5	71.4				7	4	57.1	8	6	75	28	22	78.6	13	10	76.9	15	12	80	10	8	80	10	10	100	6	0	0			
	MPANDE H	2018	5311423	3	6	4	66.7				8	3	37.5	7	5	71.4	47	46	97.9	21	9	42.9	41	25	61	24	8	33.3	31	11	35.5	5	1	20			
	MPHELANDABA S	2019	5311123	3	37	14	37.8				26	13	50	36	17	47.2	31	21	67.7													14	0	0			
	MPHELANDABA S	2018	5311123	3	29	5	17.2				24	11	45.8	24	13	54.2	24	22	91.7													19	1	5.3			

Province Districts	Centre Name	Year	Centre Number	Quintile	Subject Description																																	
					Accounting			Agricultural Sciences			Business Studies			Economics			English First Additional Language			Geography			History			Life Sciences			Mathematical Literacy			Mathematics			Physical Sciences			
					Total Wrote	Achieved30-100%	% Achieved at 30% and Above	Total Wrote	Achieved30-100%	% Achieved at 30% and Above	Total Wrote	Achieved30-100%	% Achieved at 30% and Above	Total Wrote	Achieved30-100%	% Achieved at 30% and Above	Total Wrote	Achieved30-100%	% Achieved at 30% and Above	Total Wrote	Achieved30-100%	% Achieved at 30% and Above	Total Wrote	Achieved30-100%	% Achieved at 30% and Above	Total Wrote	Achieved30-100%	% Achieved at 30% and Above	Total Wrote	Achieved30-100%	% Achieved at 30% and Above	Total Wrote	Achieved30-100%	% Achieved at 30% and Above				
UMGUNGUNDLOVU	MPOLWENI S	2019	5311124	3	10	5	50				35	22	62.9				136	126	92.6	74	56	75.7				47	26	55.3	56	44	78.6	26	11	42.3	13	10	76.9	
	MPOLWENI S	2018	5311124	3	9	3	33.3				22	12	54.5				77	76	98.7	71	45	63.4				55	32	58.2	44	34	77.3	26	8	30.8	14	8	57.1	
	MPOPHOMENI S	2019	5311223	3	16	12	75				44	25	56.8	25	16	64	73	73	100	83	50	60.2	50	40	80	45	31	68.9	64	46	71.9	35	11	31.4	22	18	81.8	
	MPOPHOMENI S	2018	5311223	3	15	8	53.3				69	37	53.6	18	12	66.7	127	127	100	127	84	66.1	90	69	76.7	78	57	73.1	108	78	72.2	50	25	50	39	37	94.9	
	MSIMUDE H	2019	5311424	3	6	4	66.7				27	13	48.1	10	6	60	67	65	97	51	23	45.1	27	17	63	19	13	68.4	24	16	66.7	23	13	56.5	15	8	53.3	
	MSIMUDE H	2018	5311424	3	11	6	54.5				54	24	44.4	11	11	100	76	76	100	65	45	69.2	44	39	88.6	22	20	90.9	43	31	72.1	31	18	58.1	18	15	83.3	
	MTHOLANGQONDO S	2019	5311425	2	4	1	25				27	15	55.6	8	3	37.5	33	33	100				23	21	91.3	28	13	46.4	21	17	81	3	2	66.7				
	MTHOLANGQONDO S	2018	5311425	2	3	3	100				13	7	53.8	12	6	50	33	33	100	24	13	54.2	18	18	100	19	13	68.4	23	13	56.5	4	4	100				
	MTHULI SS	2019	5311125	2	17	5	29.4	23	11	47.8	35	11	31.4	28	5	17.9	182	144	79.1	27	4	14.8	15	8	53.3	28	11	39.3	52	19	36.5	25	5	20	14	6	42.9	
	MTHULI SS	2018	5311125	2	11	2	18.2	39	18	46.2	34	8	23.5	22	3	13.6	180	148	82.2	46	29	63	17	9	52.9	46	26	56.5	68	25	36.8	48	11	22.9	23	11	47.8	
	MUZIKAWUTHANDWA H	2019	5311126	2	25	17	68				45	23	51.1	24	14	58.3	50	44	88								12	10	83.3				32	7	21.9	9	9	100
	MUZIKAWUTHANDWA H	2018	5311126	2	13	9	69.2				16	4	25	22	11	50	29	27	93.1								12	10	83.3				30	0	0	8	8	100
	NGANGEZWE H	2019	5311127	3	11	7	63.6				15	12	80	11	9	81.8	120	113	94.2	70	65	92.9	46	39	84.8	65	60	92.3	30	26	86.7	42	21	50	34	33	97.1	
	NGANGEZWE H	2018	5311127	3	13	7	53.8				22	10	45.5	9	6	66.7	176	157	89.2	78	41	52.6	102	47	46.1	57	46	80.7	29	13	44.8	31	19	61.3	28	25	89.3	
	NGCEDOMHLOPHE H	2019	5311427	3	14	9	64.3				32	18	56.3	17	8	47.1	98	98	100	66	61	92.4	23	23	100	52	46	88.5	36	34	94.4	41	25	61	32	31	96.9	
	NGCEDOMHLOPHE H	2018	5311427	3	6	4	66.7				32	15	46.9	14	13	92.9	80	80	100	50	44	88	20	20	100	44	37	84.1	30	25	83.3	35	24	68.6	27	25	92.6	
	NHLATHIMBE S	2019	5311428	2							23	9	39.1				27	27	100	34	27	79.4				26	24	92.3	20	14	70	14	6	42.9	12	11	91.7	
	NHLATHIMBE S	2018	5311428	2							19	1	5.3				16	16	100	29	12	41.4				24	13	54.2	27	5	18.5	15	4	26.7	16	11	68.8	
	NIZAMIA ISLAMIC	2019	5311225	99	16	16	100				19	19	100	9	8	88.9				16	16	100				23	22	95.7	12	12	100	20	20	100	13	13	100	

Province Districts	Centre Name	Year	Centre Number	Quintile	Subject Description																																			
					Accounting			Agricultural Sciences			Business Studies			Economics			English First Additional Language			Geography			History			Life Sciences			Mathematical Literacy			Mathematics			Physical Sciences					
					Total Wrote	Achieved30-100%	% Achieved at 30% and Above	Total Wrote	Achieved30-100%	% Achieved at 30% and Above	Total Wrote	Achieved30-100%	% Achieved at 30% and Above	Total Wrote	Achieved30-100%	% Achieved at 30% and Above	Total Wrote	Achieved30-100%	% Achieved at 30% and Above	Total Wrote	Achieved30-100%	% Achieved at 30% and Above	Total Wrote	Achieved30-100%	% Achieved at 30% and Above	Total Wrote	Achieved30-100%	% Achieved at 30% and Above	Total Wrote	Achieved30-100%	% Achieved at 30% and Above	Total Wrote	Achieved30-100%	% Achieved at 30% and Above	Total Wrote	Achieved30-100%	% Achieved at 30% and Above			
UMGUNGUNDLOVU	NIZAMIA ISLAMIC	2018	5311225	99	9	9	100				20	19	95	13	13	100				20	18	90				16	15	93.8	11	11	100	18	13	72.2	9	6	66.7			
	NOMASWAZI H	2019	5311317	99	10	5	50	8	6	75	42	34	81	21	11	52.4	51	51	100	51	46	90.2	39	38	97.4	50	39	78	66	53	80.3	20	14	70	19	12	63.2			
	NOMASWAZI H	2018	5311317	99	13	7	53.8	2	2	100	45	32	71.1	33	24	72.7	54	54	100	56	44	78.6	34	33	97.1	58	49	84.5	51	37	72.5	41	25	61	27	22	81.5			
	NONDENISA S	2019	5311128	2	22	16	72.7	28	21	75	86	29	33.7	35	19	54.3	229	216	94.3	75	42	56	59	43	72.9	110	49	44.5	84	52	61.9	82	38	46.3	36	25	69.4			
	NONDENISA S	2018	5311128	2	29	19	65.5				73	49	67.1	33	26	78.8	163	151	92.6	70	39	55.7	41	39	95.1	108	76	70.4	80	56	70	61	35	57.4	33	26	78.8			
	NORTHBURY PARK S	2019	5311226	5	59	47	79.7				123	104	84.6	35	30	85.7				86	80	93				85	58	68.2	138	119	86.2	35	25	71.4	24	18	75			
	NORTHBURY PARK S	2018	5311226	5	71	54	76.1				75	59	78.7	54	48	88.9				93	82	88.2				111	83	74.8	139	97	69.8	69	41	59.4	37	31	83.8			
	NOTTINGHAM ROAD COMBINED	2019	5311227	1							31	23	74.2				53	53	100	43	33	76.7				41	18	43.9	41	35	85.4	10	10	100	10	10	100			
	NOTTINGHAM ROAD COMBINED	2018	5311227	1							34	15	44.1				62	62	100	52	36	69.2				50	35	70	40	37	92.5	19	13	68.4	18	13	72.2			
	NSIKAKAZI H	2019	5311129	1	5	2	40				8	5	62.5	8	2	25	10	8	80													5	0	0						
	NSIKAKAZI H	2018	5311129	1	4	2	50				9	5	55.6	9	6	66.7	9	8	88.9													6	0	0						
	NSIKAYETHU S	2019	5311318	3	55	44	80				35	31	88.6	43	38	88.4	165	165	100	94	81	86.2	71	71	100	92	71	77.2	73	60	82.2	97	30	30.9	55	45	81.8			
	NSIKAYETHU S	2018	5311318	3	49	37	75.5				27	25	92.6	35	31	88.6	178	178	100	117	101	86.3	104	102	98.1	85	79	92.9	101	83	82.2	70	28	40	36	30	83.3			
	NSONGENI S	2019	5311130	1	9	9	100				13	9	69.2				15	14	93.3							12	9	75				9	2	22.2						
	NSONGENI S	2018	5311130	1	10	8	80				26	11	42.3				26	18	69.2							14	10	71.4				8	2	25						
	NYONITHWELE S	2019	5311228	3	21	14	66.7	25	25	100	79	50	63.3	19	18	94.7	204	204	100	113	70	61.9	70	58	82.9	93	66	71	100	80	80	60	30	50	40	29	72.5			
	NYONITHWELE S	2018	5311228	3	13	7	53.8	13	13	100	35	27	77.1	13	12	92.3	101	101	100	62	45	72.6	40	37	92.5	48	45	93.8	62	52	83.9	39	27	69.2	26	26	100			
	ONVERWAG COMBINED	2019	5311229	2							16	11	68.8							17	17	100	17	13	76.5				15	10	66.7	9	7	77.8	7	4	57.1			
	ONVERWAG COMBINED	2018	5311229	2							21	7	33.3							34	32	94.1	24	15	62.5				26	11	42.3	16	2	12.5	9	6	66.7			

Province Districts	Centre Name	Year	Centre Number	Quintile	Subject Description																																
					Accounting			Agricultural Sciences			Business Studies			Economics			English First Additional Language			Geography			History			Life Sciences			Mathematical Literacy			Mathematics			Physical Sciences		
					Total Wrote	Achieved30-100%	% Achieved at 30% and Above	Total Wrote	Achieved30-100%	% Achieved at 30% and Above	Total Wrote	Achieved30-100%	% Achieved at 30% and Above	Total Wrote	Achieved30-100%	% Achieved at 30% and Above	Total Wrote	Achieved30-100%	% Achieved at 30% and Above	Total Wrote	Achieved30-100%	% Achieved at 30% and Above	Total Wrote	Achieved30-100%	% Achieved at 30% and Above	Total Wrote	Achieved30-100%	% Achieved at 30% and Above	Total Wrote	Achieved30-100%	% Achieved at 30% and Above	Total Wrote	Achieved30-100%	% Achieved at 30% and Above			
UMGUNGUNDLOVU	PHAYIPHINI S	2019	5311429	2	30	30	100	32	29	90.6	19	19	100	18	16	88.9	71	71	100	49	49	100				31	25	80.6	48	46	95.8	23	11	47.8	13	13	100
	PHAYIPHINI S	2018	5311429	2	22	21	95.5	53	40	75.5	12	11	91.7	12	10	83.3	84	84	100	66	60	90.9				56	38	67.9	60	52	86.7	23	12	52.2	13	7	53.8
	PIETERMARITZBURG GIRLS` H	2019	5311319	5	64	64	100													110	110	100	48	48	100	206	204	99	70	70	100	155	151	97.4	96	96	100
	PIETERMARITZBURG GIRLS` H	2018	5311319	5	62	62	100													86	86	100	56	56	100	213	212	99.5	64	64	100	158	154	97.5	87	86	98.9
	QQQISIZWE H	2019	5311430	3	21	15	71.4	50	20	40	22	21	95.5	22	19	86.4	127	124	97.6	44	33	75	80	61	76.3	103	44	42.7	80	55	68.8	46	10	21.7	25	12	48
	QQQISIZWE H	2018	5311430	3	35	21	60	64	37	57.8	36	24	66.7	36	31	86.1	156	152	97.4	33	29	87.9	96	77	80.2	106	62	58.5	82	68	82.9	59	20	33.9	21	15	71.4
	RAISETHORPE S	2019	5311230	5	107	99	92.5				64	56	87.5	68	49	72.1				102	102	100	35	33	94.3	132	129	97.7	73	71	97.3	126	92	73	53	53	100
	RAISETHORPE S	2018	5311230	5	94	91	96.8				78	61	78.2	31	31	100				110	110	100	42	42	100	150	149	99.3	94	94	100	137	111	81	74	71	95.9
	RICHMOND COMBINED	2019	5311320	5	13	8	61.5				33	19	57.6	33	20	60.6				26	15	57.7	38	34	89.5	36	19	52.8	40	23	57.5	28	14	50	12	8	66.7
	RICHMOND COMBINED	2018	5311320	5	27	13	48.1				45	25	55.6	45	33	73.3				26	20	76.9	27	26	96.3	26	17	65.4	33	15	45.5	38	10	26.3			
	RUSSEL H	2019	5311231	5	15	13	86.7				33	25	75.8							58	57	98.3				69	58	84.1	69	68	98.6	31	27	87.1	19	19	100
	RUSSEL H	2018	5311231	5	18	12	66.7				32	22	68.8							54	52	96.3				65	59	90.8	54	54	100	42	37	88.1	19	17	89.5
	SENZAKAHLE S	2019	5311131	2							12	6	50	12	10	83.3	18	11	61.1							19	11	57.9				12	4	33.3			
	SENZAKAHLE S	2018	5311131	2							21	14	66.7	21	18	85.7	20	20	100							20	10	50				21	0	0			
	SENZOSABASHA S	2019	5311132	2	3	2	66.7				0	0		0	0		0	0													3	0	0				
	SENZOSABASHA S	2018	5311132	2	8	4	50				13	4	30.8	8	6	75	8	8	100												14	1	7.1				
	SHAYABANTU H	2019	5311431	3							9	9	100				60	58	96.7	28	24	85.7	27	25	92.6	17	10	58.8	16	13	81.3	11	10	90.9	11	9	81.8
	SHAYABANTU H	2018	5311431	3							5	5	100				31	30	96.8	23	17	73.9	17	17	100	8	6	75	22	15	68.2	7	5	71.4	8	4	50
	SIBANESIHLE H	2019	5311438	3	8	8	100				13	9	69.2	8	8	100	22	22	100	18	16	88.9				15	12	80	14	14	100	9	7	77.8	10	8	80

Province Districts	Centre Name	Year	Centre Number	Quintile	Subject Description																																
					Accounting			Agricultural Sciences			Business Studies			Economics			English First Additional Language			Geography			History			Life Sciences			Mathematical Literacy			Mathematics			Physical Sciences		
					Total Wrote	Achieved30-100%	% Achieved at 30% and Above	Total Wrote	Achieved30-100%	% Achieved at 30% and Above	Total Wrote	Achieved30-100%	% Achieved at 30% and Above	Total Wrote	Achieved30-100%	% Achieved at 30% and Above	Total Wrote	Achieved30-100%	% Achieved at 30% and Above	Total Wrote	Achieved30-100%	% Achieved at 30% and Above	Total Wrote	Achieved30-100%	% Achieved at 30% and Above	Total Wrote	Achieved30-100%	% Achieved at 30% and Above	Total Wrote	Achieved30-100%	% Achieved at 30% and Above	Total Wrote	Achieved30-100%	% Achieved at 30% and Above			
UMGUNGUNDLOVU	SIBANESIHLE H	2018	5311438	3							27	5	18.5				31	28	90.3	31	20	64.5				26	13	50	16	11	68.8	9	1	11.1	5	4	80
	SIBONGUMBOMVU COMBINED	2019	5311232	1							25	4	16				45	35	77.8	24	7	29.2				19	5	26.3	22	10	45.5	6	3	50	6	4	66.7
	SIBONGUMBOMVU COMBINED	2018	5311232	1							17	9	52.9				28	28	100	24	14	58.3				25	12	48	23	16	69.6	6	4	66.7	6	6	100
	SIBONGUMUSA H	2019	5311133	2	12	8	66.7	13	9	69.2	12	7	58.3	9	7	77.8	93	88	94.6	56	18	32.1	38	35	92.1	12	7	58.3	57	27	47.4	21	4	19	12	9	75
	SIBONGUMUSA H	2018	5311133	2	4	3	75	11	9	81.8	27	6	22.2	23	14	60.9	49	49	100	39	22	56.4	46	35	76.1	13	11	84.6	47	16	34	13	7	53.8	15	11	73.3
	SIKHULILE S	2019	5311134	2							28	12	42.9				77	58	75.3	32	28	87.5				32	21	65.6	32	14	43.8	18	8	44.4	21	15	71.4
	SIKHULILE S	2018	5311134	2	10	3	30				27	5	18.5	7	5	71.4	76	55	72.4	34	13	38.2				30	11	36.7	17	5	29.4	29	2	6.9	24	11	45.8
	SIKHULULIWE S	2019	5311432	3							24	15	62.5	12	12	100	52	47	90.4	27	23	85.2				11	9	81.8	22	20	90.9	9	5	55.6	12	5	41.7
	SIKHULULIWE S	2018	5311432	3							33	18	54.5	19	18	94.7	59	58	98.3	32	24	75				11	8	72.7	28	20	71.4	13	8	61.5	13	9	69.2
	SILVER HEIGHTS S	2019	5311233	5	33	29	87.9				30	24	80	62	44	71				98	91	92.9	126	125	99.2	93	58	62.4	128	110	85.9	33	26	78.8	30	27	90
	SILVER HEIGHTS S	2018	5311233	5	27	27	100				65	32	49.2	81	78	96.3				84	82	97.6	119	119	100	71	53	74.6	132	116	87.9	32	30	93.8	32	32	100
	SIMINZA H	2019	5311433	2				16	15	93.8	21	19	90.5				22	22	100							19	17	89.5				14	4	28.6	5	4	80
	SIMINZA H	2018	5311433	2				28	19	67.9	31	17	54.8	16	7	43.8	46	44	95.7							25	17	68				22	8	36.4	12	7	58.3
	SIQONGWENI S	2019	5311321	4	12	12	100				37	25	67.6	12	11	91.7	117	117	100	77	63	81.8				20	18	90	77	59	76.6	35	17	48.6	20	14	70
	SIQONGWENI S	2018	5311321	4	13	8	61.5				48	29	60.4	13	10	76.9	125	125	100	73	58	79.5				25	24	96	82	65	79.3	38	22	57.9	25	21	84
	SIYAHLOMULA S	2019	5311322	3	10	10	100				27	20	74.1	29	16	55.2	105	105	100	49	43	87.8	71	71	100	42	33	78.6	58	45	77.6	21	13	61.9	16	14	87.5
	SIYAHLOMULA S	2018	5311322	3	21	15	71.4				31	22	71	27	18	66.7	105	104	99	52	37	71.2	48	45	93.8	48	36	75	60	37	61.7	27	15	55.6	20	17	85
	SIYANDA S	2019	5311434	3	13	5	38.5	25	24	96	13	5	38.5	13	9	69.2	151	151	100	96	90	93.8	87	85	97.7	104	90	86.5	72	53	73.6	55	38	69.1	42	40	95.2
	SIYANDA S	2018	5311434	3	8	7	87.5	25	25	100	11	10	90.9	10	10	100	131	131	100	77	71	92.2	74	72	97.3	74	69	93.2	65	48	73.8	39	25	64.1	33	31	93.9









Province Districts	Centre Name	Year	Centre Number	Quintile	Subject Description																																
					Accounting			Agricultural Sciences			Business Studies			Economics			English First Additional Language			Geography			History			Life Sciences			Mathematical Literacy			Mathematics			Physical Sciences		
					Total Wrote	Achieved30-100%	% Achieved at 30% and Above	Total Wrote	Achieved30-100%	% Achieved at 30% and Above	Total Wrote	Achieved30-100%	% Achieved at 30% and Above	Total Wrote	Achieved30-100%	% Achieved at 30% and Above	Total Wrote	Achieved30-100%	% Achieved at 30% and Above	Total Wrote	Achieved30-100%	% Achieved at 30% and Above	Total Wrote	Achieved30-100%	% Achieved at 30% and Above	Total Wrote	Achieved30-100%	% Achieved at 30% and Above	Total Wrote	Achieved30-100%	% Achieved at 30% and Above	Total Wrote	Achieved30-100%	% Achieved at 30% and Above			
UMGUNGUNDLOVU	UNOBHALA H	2018	5311141	3	7	5	71.4				15	7	46.7	13	12	92.3	54	53	98.1	30	22	73.3	29	24	82.8	30	20	66.7	22	18	81.8	22	14	63.6	16	15	93.8
	VOORTREKKER H	2019	5311238	5	10	10	100				35	25	71.4				35	35	100	16	15	93.8	65	63	96.9	56	54	96.4	59	59	100	37	31	83.8	23	18	78.3
	VOORTREKKER H	2018	5311238	5	15	15	100				61	40	65.6				52	52	100	29	28	96.6	72	69	95.8	70	60	85.7	78	78	100	53	39	73.6	34	30	88.2
	WARTBURG-KIRCHDORF	2019	5311142	4							15	11	73.3							11	11	100				28	26	92.9	14	14	100	15	10	66.7	13	11	84.6
	WARTBURG-KIRCHDORF	2018	5311142	4							24	23	95.8							26	26	100				45	45	100	19	19	100	30	21	70	21	20	95.2
	WESTON AGRICULTURAL COLLEGE	2019	5311239	4				18	18	100	7	1	14.3							13	12	92.3				10	8	80	19	19	100	6	2	33.3	7	3	42.9
	WESTON AGRICULTURAL COLLEGE	2018	5311239	4				14	13	92.9	15	9	60							12	10	83.3				16	14	87.5	20	20	100	9	4	44.4	4	2	50
	WILLOWFOUNTAIN INTERMEDIATE	2019	5311331	3	4	1	25	9	8	88.9	4	4	100	4	1	25	24	24	100	16	15	93.8				19	17	89.5	9	9	100	12	9	75	11	9	81.8
	WILLOWFOUNTAIN INTERMEDIATE	2018	5311331	3	7	1	14.3	27	12	44.4	6	3	50	5	4	80	76	70	92.1	46	24	52.2				58	20	34.5	44	15	34.1	10	6	60	9	0	0
	WOODLANDS S	2019	5311240	5	10	10	100				106	58	54.7	28	11	39.3				140	104	74.3	38	33	86.8	90	59	65.6	125	94	75.2	57	19	33.3	16	13	81.3
	WOODLANDS S	2018	5311240	5	17	15	88.2				85	51	60	23	16	69.6				94	85	90.4	40	40	100	75	56	74.7	94	76	80.9	45	19	42.2	14	13	92.9
	YISE H	2019	5311143	2	2	0	0				26	18	69.2	20	15	75	27	25	92.6							19	12	63.2				20	1	5			
	YISE H	2018	5311143	2	6	0	0				29	17	58.6	27	15	55.6	31	28	90.3							20	11	55				25	3	12			

Province Districts	Centre Name	Year	Centre Number	Quintile	Subject Description																																	
					Accounting			Agricultural Sciences			Business Studies			Economics			English First Additional Language			Geography			History			Life Sciences			Mathematical Literacy			Mathematics			Physical Sciences			
					Total Wrote	Achieved30-100%	% Achieved at 30% and Above	Total Wrote	Achieved30-100%	% Achieved at 30% and Above	Total Wrote	Achieved30-100%	% Achieved at 30% and Above	Total Wrote	Achieved30-100%	% Achieved at 30% and Above	Total Wrote	Achieved30-100%	% Achieved at 30% and Above	Total Wrote	Achieved30-100%	% Achieved at 30% and Above	Total Wrote	Achieved30-100%	% Achieved at 30% and Above	Total Wrote	Achieved30-100%	% Achieved at 30% and Above	Total Wrote	Achieved30-100%	% Achieved at 30% and Above	Total Wrote	Achieved30-100%	% Achieved at 30% and Above				
UMGUNGUNDLOVU	ZAMAZULU S	2019	5311327	4	18	18	100				103	54	52.4	56	31	55.4	149	138	92.6	92	56	60.9				44	19	43.2	102	74	72.5	20	9	45	20	14	70	
	ZAMAZULU S	2018	5311327	4	14	12	85.7				88	55	62.5	51	38	74.5	150	141	94	92	59	64.1				51	39	76.5	114	55	48.2	39	10	25.6	19	18	94.7	
	ZIBUKEZULU TECHNICAL	2019	5311328	4													38	37	97.4													9	5	55.6	9	6	66.7	
	ZIBUKEZULU TECHNICAL	2018	5311328	4													39	36	92.3												8	4	50	8	4	50		
	ZUZULWAZI JS	2019	5311437	3													28	28	100	32	26	81.3	13	13	100	30	19	63.3	15	9	60	19	14	73.7	18	16	88.9	
	ZUZULWAZI JS	2018	5311437	3													49	48	98	27	25	92.6	23	22	95.7	24	20	83.3	13	10	76.9	16	15	93.8	13	8	61.5	
UMKHANYAKUDE	ADVENT HOPE CHRISTIAN	2018	5111353	99				15	15	100	7	7	100	9	9	100	24	24	100	19	19	100	3	3	100	17	17	100	6	5	83.3	21	17	81	20	17	85	
	AMANDLA H	2019	5111201	2	4	4	100	12	8	66.7	5	3	60	5	3	60	59	58	98.3	46	30	65.2	50	41	82	45	22	48.9	46	39	84.8	5	4	80	6	5	83.3	
	AMANDLA H	2018	5111201	2	7	7	100	25	16	64	11	4	36.4	10	9	90	43	43	100	36	28	77.8	27	23	85.2	32	29	90.6	0	0		16	6	37.5	0	0		
	AMANDLETHU JS	2019	5111202	2													169	166	98.2	114	103	90.4	144	122	84.7	116	100	86.2	79	63	79.7	34	21	61.8	23	20	87	
	AMANDLETHU JS	2018	5111202	2													230	228	99.1	214	193	90.2	168	163	97	206	194	94.2	132	113	85.6	73	56	76.7	63	62	98.4	
	ASIPHIKELELE S	2019	5111101	2				30	19	63.3	43	12	27.9	45	25	55.6	80	76	95	30	17	56.7				28	18	64.3	48	14	29.2	28	4	14.3	28	3	10.7	
	ASIPHIKELELE S	2018	5111101	2				20	18	90	21	9	42.9	21	17	81	41	38	92.7	20	13	65				20	18	90	21	6	28.6	20	12	60	20	17	85	
	BHEKINDLELA H	2019	5111203	3				32	6	18.8							51	50	98	20	12	60	22	22	100	43	21	48.8	22	12	54.5	19	11	57.9	19	18	94.7	
	BHEKINDLELA H	2018	5111203	3				14	14	100							35	35	100	23	15	65.2	21	21	100	37	36	97.3	22	22	100	14	14	100	15	15	100	
	BHEVULA H	2019	5111301	1							39	34	87.2	39	31	79.5	50	50	100								11	9	81.8	39	33	84.6	11	8	72.7	11	7	63.6
	BHEVULA H	2018	5111301	1							24	16	66.7	24	22	91.7	42	42	100								18	16	88.9	24	18	75	18	16	88.9	18	17	94.4
	BHUKWANA H	2019	5111302	1							27	19	70.4				44	43	97.7	17	16	94.1	27	27	100	17	15	88.2	27	13	48.1	17	7	41.2	17	16	94.1	
BHUKWANA H	2018	5111302	1							24	12	50				38	38	100	14	12	85.7	24	24	100	14	14	100	24	10	41.7	14	10	71.4	14	14	100		

Province Districts	Centre Name	Year	Centre Number	Quintile	Subject Description																																	
					Accounting			Agricultural Sciences			Business Studies			Economics			English First Additional Language			Geography			History			Life Sciences			Mathematical Literacy			Mathematics			Physical Sciences			
					Total Wrote	Achieved30-100%	% Achieved at 30% and Above	Total Wrote	Achieved30-100%	% Achieved at 30% and Above	Total Wrote	Achieved30-100%	% Achieved at 30% and Above	Total Wrote	Achieved30-100%	% Achieved at 30% and Above	Total Wrote	Achieved30-100%	% Achieved at 30% and Above	Total Wrote	Achieved30-100%	% Achieved at 30% and Above	Total Wrote	Achieved30-100%	% Achieved at 30% and Above	Total Wrote	Achieved30-100%	% Achieved at 30% and Above	Total Wrote	Achieved30-100%	% Achieved at 30% and Above	Total Wrote	Achieved30-100%	% Achieved at 30% and Above				
UMKHANYAKUDE	BIVA COMBINED	2019	5111303	2	20	5	25	13	11	84.6	21	14	66.7	41	18	43.9	56	56	100	21	15	71.4	22	20	90.9	12	11	91.7	41	20	48.8	12	6	50	12	10	83.3	
	BIVA COMBINED	2018	5111303	2	14	10	71.4	24	18	75	15	5	33.3	42	31	73.8	67	66	98.5	28	15	53.6	28	25	89.3	24	19	79.2	41	22	53.7	24	5	20.8	24	16	66.7	
	BONGA S	2019	5111102	1	26	6	23.1	59	17	28.8	8	6	75	8	4	50	67	67	100	27	14	51.9				67	25	37.3	27	17	63	40	5	12.5	32	7	21.9	
	BONGA S	2018	5111102	1	28	16	57.1	47	23	48.9	15	14	93.3	15	14	93.3	65	61	93.8	28	11	39.3				64	35	54.7	25	8	32	39	6	15.4	23	7	30.4	
	BUKIMVELO H	2019	5111103	1							38	38	100	18	17	94.4	38	38	100									17	14	82.4	21	14	66.7	20	18	90		
	BUKIMVELO H	2018	5111103	1							56	46	82.1	39	39	100	56	56	100									31	12	38.7	25	17	68	17	14	82.4		
	CWAKEME S	2019	5111104	2				13	13	100							81	80	98.8	55	36	65.5	68	64	94.1	13	13	100	67	51	76.1	13	12	92.3	13	10	76.9	
	CWAKEME S	2018	5111104	2	20	13	65	63	40	63.5							83	83	100	64	47	73.4	63	63	100	20	19	95	64	48	75	20	19	95	20	12	60	
	DLILANGA S	2019	5111149	3	49	47	95.9				35	25	71.4	18	14	77.8	113	111	98.2	88	73	83	16	14	87.5	31	28	90.3	65	37	56.9	48	24	50	30	21	70	
	DLILANGA S	2018	5111149	3	37	33	89.2				37	23	62.2	14	14	100	106	106	100	85	54	63.5	11	11	100	23	18	78.3	72	33	45.8	34	20	58.8	23	20	87	
	DUMANGEZE S	2019	5111204	1	19	5	26.3	45	25	55.6	47	27	57.4	35	22	62.9	73	65	89				57	44	77.2	49	25	51	50	29	58	15	5	33.3	16	8	50	
	DUMANGEZE S	2018	5111204	1	15	3	20	47	31	66	45	13	28.9	32	19	59.4	62	58	93.5				45	32	71.1	47	27	57.4	42	22	52.4	20	8	40	17	14	82.4	
	EMBETHA S	2019	5111305	2				11	9	81.8							13	13	100				13	12	92.3	13	11	84.6	11	9	81.8							
	EMBETHA S	2018	5111305	2				10	9	90							17	15	88.2				17	15	88.2	10	9	90	10	10	100							
	EMCHAKWENI HIGH	2019	5111153	2	7	6	85.7				30	25	83.3	18	14	77.8	131	128	97.7	69	61	88.4	55	41	74.5	42	34	81	53	41	77.4	40	11	27.5	33	19	57.6	
	EMCHAKWENI HIGH	2018	5111153	2	8	8	100				23	17	73.9	14	13	92.9	98	89	90.8	61	50	82	46	34	73.9	37	30	81.1	32	20	62.5	39	18	46.2	29	22	75.9	
	EMTHULASIZWE H	2019	5111105	2	5	4	80	15	12	80							17	17	100									9	9	100	6	6	100	5	5	100		
	EMTHULASIZWE H	2018	5111105	2	6	6	100				17	12	70.6				17	17	100								17	13	76.5				17	6	35.3	11	9	81.8
	EQAKWINI H	2019	5111106	1				37	33	89.2	27	18	66.7				64	63	98.4	25	23	92					37	30	81.1	28	11	39.3	37	10	27	12	9	75
	EQAKWINI H	2018	5111106	1				32	30	93.8	31	26	83.9				63	62	98.4	18	16	88.9					32	30	93.8	31	18	58.1	32	10	31.3	14	11	78.6

Province Districts	Centre Name	Year	Centre Number	Quintile	Subject Description																																
					Accounting			Agricultural Sciences			Business Studies			Economics			English First Additional Language			Geography			History			Life Sciences			Mathematical Literacy			Mathematics			Physical Sciences		
					Total Wrote	Achieved30-100%	% Achieved at 30% and Above	Total Wrote	Achieved30-100%	% Achieved at 30% and Above	Total Wrote	Achieved30-100%	% Achieved at 30% and Above	Total Wrote	Achieved30-100%	% Achieved at 30% and Above	Total Wrote	Achieved30-100%	% Achieved at 30% and Above	Total Wrote	Achieved30-100%	% Achieved at 30% and Above	Total Wrote	Achieved30-100%	% Achieved at 30% and Above	Total Wrote	Achieved30-100%	% Achieved at 30% and Above	Total Wrote	Achieved30-100%	% Achieved at 30% and Above	Total Wrote	Achieved30-100%	% Achieved at 30% and Above			
JMKHANYAKUDE	ESIGEDENI JS	2019	5111307	1	25	5	20	26	21	80.8	25	9	36	24	16	66.7	49	48	98							26	21	80.8	25	20	80	26	11	42.3	26	18	69.2
	ESIGEDENI JS	2018	5111307	1	20	5	25	34	29	85.3	20	9	45	20	16	80	54	53	98.1							34	28	82.4	20	16	80	34	17	50	34	27	79.4
	ESIPHONDWENI H	2019	5111308	1	23	11	47.8	88	32	36.4	23	20	87	23	15	65.2	134	134	100	23	23	100	86	75	87.2	50	43	86	110	58	52.7	24	11	45.8	25	12	48
	ESIPHONDWENI H	2018	5111308	1	28	20	71.4	65	51	78.5	29	26	89.7	29	22	75.9	112	111	99.1	18	15	83.3	56	52	92.9	61	54	88.5	97	55	56.7	14	13	92.9	26	21	80.8
	ESIQIWINI S	2019	5111107	2	1	1	100	46	45	97.8	3	3	100	1	1	100	78	77	98.7	20	20	100				41	35	85.4	27	21	77.8	34	15	44.1	32	24	75
	ESIQIWINI S	2018	5111107	2	11	1	9.1	27	27	100	39	13	33.3	12	9	75	66	64	97	20	10	50				27	27	100	29	11	37.9	28	22	78.6	27	27	100
	EZIBUKWENI S	2019	5111309	2	43	30	69.8	57	45	78.9	28	21	75	12	9	75	120	118	98.3	16	14	87.5				60	45	75	19	16	84.2	65	20	30.8	31	27	87.1
	EZIBUKWENI S	2018	5111309	2	35	32	91.4	56	49	87.5	40	26	65	23	19	82.6	131	130	99.2	24	14	58.3				60	49	81.7	34	12	35.3	64	27	42.2	19	19	100
	EZIFUNDENI H	2019	5111108	1				27	24	88.9	13	8	61.5				44	44	100	16	13	81.3	17	16	94.1	27	24	88.9	12	11	91.7	23	12	52.2	24	21	87.5
	EZIFUNDENI H	2018	5111108	1				23	22	95.7	19	11	57.9				42	42	100	19	15	78.9	19	18	94.7	23	21	91.3	19	7	36.8	23	14	60.9	23	17	73.9
	EZINHLABENI S	2019	5111205	1				23	21	91.3				32	24	75	75	75	100	51	38	74.5	55	46	83.6	23	21	91.3	51	45	88.2	23	15	65.2	23	17	73.9
	EZINHLABENI S	2018	5111205	1	9	3	33.3	18	17	94.4	8	2	25	68	55	80.9	96	93	96.9	69	40	58	60	58	96.7	28	27	96.4	68	40	58.8	28	16	57.1	28	21	75
	GAMULA JS	2019	5111206	1	18	7	38.9				18	0	0	18	9	50	14	14	100										18	14	77.8						
	GAMULA JS	2018	5111206	1	17	5	29.4				16	9	56.3	16	10	62.5	16	16	100										17	8	47.1						
	GILONKI S	2019	5111109	1				49	39	79.6	40	31	77.5				49	49	100							18	17	94.4	37	29	78.4	12	4	33.3	9	7	77.8
	GILONKI S	2018	5111109	1				32	23	71.9	23	14	60.9				32	32	100							11	11	100	21	15	71.4	11	6	54.5	9	9	100
	GODLOZA H	2019	5111110	2	6	6	100										25	25	100	23	20	87	15	15	100	25	23	92	16	15	93.8	9	3	33.3	5	4	80
	GODLOZA H	2018	5111110	2	6	6	100										36	35	97.2	31	18	58.1	30	30	100	36	27	75	31	17	54.8	6	3	50	6	6	100
	HAMBISANANI H	2019	5111207	2	20	16	80	32	31	96.9	95	64	67.4	20	15	75	94	94	100	43	39	90.7	43	43	100	75	68	90.7	62	57	91.9	33	23	69.7	32	24	75
	HAMBISANANI H	2018	5111207	2	34	23	67.6	25	24	96	59	40	67.8	34	29	85.3	114	114	100	55	35	63.6	55	54	98.2	80	53	66.3	89	59	66.3	25	19	76	25	22	88

Province Districts	Centre Name	Year	Centre Number	Quintile	Subject Description																																	
					Accounting			Agricultural Sciences			Business Studies			Economics			English First Additional Language			Geography			History			Life Sciences			Mathematical Literacy			Mathematics			Physical Sciences			
					Total Wrote	Achieved30-100%	% Achieved at 30% and Above	Total Wrote	Achieved30-100%	% Achieved at 30% and Above	Total Wrote	Achieved30-100%	% Achieved at 30% and Above	Total Wrote	Achieved30-100%	% Achieved at 30% and Above	Total Wrote	Achieved30-100%	% Achieved at 30% and Above	Total Wrote	Achieved30-100%	% Achieved at 30% and Above	Total Wrote	Achieved30-100%	% Achieved at 30% and Above	Total Wrote	Achieved30-100%	% Achieved at 30% and Above	Total Wrote	Achieved30-100%	% Achieved at 30% and Above	Total Wrote	Achieved30-100%	% Achieved at 30% and Above				
UMKHANYAKUDE	HHOYE S	2019	5111349	1	67	47	70.1	30	30	100	42	34	81	52	28	53.8	84	84	100							30	30	100	46	46	100	32	16	50	30	29	96.7	
	HHOYE S	2018	5111349	1	71	52	73.2	27	27	100	44	35	79.5	44	41	93.2	71	71	100							27	27	100	43	36	83.7	28	18	64.3	27	27	100	
	HLAZAZANE JS	2019	5111310	1													20	19	95	17	16	94.1				17	16	94.1	14	11	78.6	4	1	25				
	HLAZAZANE JS	2018	5111310	1													22	22	100	22	20	90.9				22	20	90.9	18	15	83.3	4	1	25				
	IDUNDUBALA S	2019	5111208	2							6	6	100	6	6	100	6	6	100								6	6	100									
	IDUNDUBALA S	2018	5111208	2							9	4	44.4	9	8	88.9	9	8	88.9									9	5	55.6								
	IGUGU LESIZWE S	2019	5111311	2	64	41	64.1	239	211	88.3	161	91	56.5	145	70	48.3	599	577	96.3	377	225	59.7	175	107	61.1	296	222	75	280	146	52.1	299	103	34.4	240	142	59.2	
	IGUGU LESIZWE S	2018	5111311	2	68	44	64.7	259	243	93.8	153	83	54.2	144	117	81.3	656	636	97	440	287	65.2	189	149	78.8	332	299	90.1	288	142	49.3	339	159	46.9	284	213	75	
	IKUSASALETHU S	2019	5111111	2	25	18	72	77	76	98.7	132	101	76.5	25	18	72	222	222	100	120	100	83.3				90	88	97.8	107	77	72	115	61	53	90	88	97.8	
	IKUSASALETHU S	2018	5111111	2	20	20	100	53	53	100	55	47	85.5	20	20	100	130	130	100	57	52	91.2				110	105	95.5	35	25	71.4	95	78	82.1	75	69	92	
	IMPALA S	2019	5111264	2	24	15	62.5				26	25	96.2	25	24	96	27	27	100									16	16	100	8	1	12.5					
	IMPALA S	2018	5111264	2	23	15	65.2				23	16	69.6	22	19	86.4	23	23	100									12	9	75	11	3	27.3					
	INGWAVUMA H	2019	5111209	2	1	1	100	64	58	90.6	45	34	75.6	63	58	92.1	67	67	100							65	54	83.1	45	37	82.2	20	11	55	18	14	77.8	
	INGWAVUMA H	2018	5111209	2	10	5	50	44	39	88.6	32	22	68.8	48	47	97.9	57	57	100							53	45	84.9	32	25	78.1	21	12	57.1	19	12	63.2	
	INJULA COMBINED	2019	5111312	2	11	11	100	45	41	91.1	65	38	58.5	47	34	72.3	121	120	99.2	27	24	88.9				55	47	85.5	66	46	69.7	54	28	51.9	50	36	72	
	INJULA COMBINED	2018	5111312	2	13	6	46.2	44	35	79.5	58	16	27.6	58	33	56.9	115	109	94.8	9	8	88.9				53	46	86.8	63	22	34.9	44	22	50	45	34	75.6	
	ISICELOSETHU H	2019	5111210	2	8	5	62.5	21	18	85.7	82	39	47.6	8	6	75	115	113	98.3	103	60	58.3	45	30	66.7	42	33	78.6	78	52	66.7	28	15	53.6	27	20	74.1	
	ISICELOSETHU H	2018	5111210	2	15	7	46.7	19	15	78.9	78	28	35.9	13	10	76.9	103	99	96.1	88	39	44.3	47	35	74.5	34	23	67.6	74	51	68.9	23	13	56.5	21	16	76.2	
	ISIPHOSETHU SS	2019	5111211	2	18	9	50	27	26	96.3	22	11	50	23	12	52.2	59	59	100							30	29	96.7	24	23	95.8	27	19	70.4	29	24	82.8	
	ISIPHOSETHU SS	2018	5111211	2	22	6	27.3	46	36	78.3	28	8	28.6	28	17	60.7	81	77	95.1							46	43	93.5	28	14	50	53	20	37.7	52	30	57.7	

Province Districts	Centre Name	Year	Centre Number	Quintile	Subject Description																																
					Accounting			Agricultural Sciences			Business Studies			Economics			English First Additional Language			Geography			History			Life Sciences			Mathematical Literacy			Mathematics			Physical Sciences		
					Total Wrote	Achieved30-100%	% Achieved at 30% and Above	Total Wrote	Achieved30-100%	% Achieved at 30% and Above	Total Wrote	Achieved30-100%	% Achieved at 30% and Above	Total Wrote	Achieved30-100%	% Achieved at 30% and Above	Total Wrote	Achieved30-100%	% Achieved at 30% and Above	Total Wrote	Achieved30-100%	% Achieved at 30% and Above	Total Wrote	Achieved30-100%	% Achieved at 30% and Above	Total Wrote	Achieved30-100%	% Achieved at 30% and Above	Total Wrote	Achieved30-100%	% Achieved at 30% and Above	Total Wrote	Achieved30-100%	% Achieved at 30% and Above			
UMKHANYAKUDE	ISIVUNGUUVUNGU JS	2019	5111212	1				15	15	100							46	46	100	25	19	76	25	25	100	40	36	90	24	20	83.3	16	10	62.5	16	14	87.5
	ISIVUNGUUVUNGU JS	2018	5111212	1				28	17	60.7							59	55	93.2	31	12	38.7	35	35	100	59	39	66.1	35	14	40	24	7	29.2	24	17	70.8
	ISOLESIZWE SS	2019	5111112	1				17	14	82.4	39	26	66.7				58	56	96.6	37	23	62.2				15	13	86.7	37	19	51.4	15	9	60	15	12	80
	ISOLESIZWE SS	2018	5111112	1	24	6	25	90	20	22.2	68	11	16.2				99	84	84.8	70	24	34.3				24	12	50	66	19	28.8	23	10	43.5	23	9	39.1
	JEVU JS	2019	5111213	1	47	39	83	70	57	81.4	118	76	64.4	57	42	73.7	188	182	96.8	72	54	75	60	44	73.3	65	58	89.2	107	63	58.9	70	32	45.7	61	37	60.7
	JEVU JS	2018	5111213	1	39	14	35.9	62	59	95.2	95	44	46.3	44	30	68.2	160	154	96.3	51	25	49	51	47	92.2	63	59	93.7	51	8	15.7	100	30	30	61	33	54.1
	JKIJELA JS	2019	5111313	2				21	18	85.7							48	48	100	27	25	92.6	27	27	100	48	42	87.5	27	21	77.8	21	14	66.7	21	20	95.2
	JKIJELA JS	2018	5111313	2				17	16	94.1							46	46	100	29	22	75.9	29	28	96.6	46	42	91.3	29	19	65.5	17	10	58.8	17	17	100
	JOHN WESLEY KOSI BAY PRIVATE	2019	5111261	99	17	17	100				24	20	83.3	25	22	88	77	77	100	44	42	95.5	25	25	100	67	42	62.7	36	35	97.2	41	31	75.6	29	27	93.1
	JOHN WESLEY KOSI BAY PRIVATE	2018	5111261	99	15	14	93.3				21	20	95.2	22	22	100	54	54	100	29	26	89.7	12	12	100	44	42	95.5	23	23	100	32	28	87.5	22	21	95.5
	JUSTICE NXUMALO S	2019	5111314	1				7	7	100							58	58	100	37	26	70.3	35	34	97.1	7	7	100	33	26	78.8	23	9	39.1	23	11	47.8
	JUSTICE NXUMALO S	2018	5111314	1				33	33	100							86	86	100	37	21	56.8	34	33	97.1	34	34	100	34	19	55.9	52	24	46.2	52	29	55.8
	KHINDI JOBE JS	2019	5111354	1	20	9	45	52	30	57.7				51	14	27.5	47	45	95.7							51	31	60.8				42	2	4.8	28	17	60.7
	KHINDI JOBE JS	2018	5111354	1	14	10	71.4	50	33	66				51	38	74.5	51	44	86.3							48	33	68.8				45	6	13.3	33	17	51.5
	KHOBONGO JS	2019	5111214	1													18	18	100	17	6	35.3				17	7	41.2	17	12	70.6						
	KHOBONGO JS	2018	5111214	1													13	13	100	14	6	42.9				14	7	50	14	9	64.3						
KINGDOM CHRISTIAN COLLEGE	2019	5111151	99	2	2	100	29	26	89.7	30	26	86.7							29	27	93.1				30	30	100	10	9	90	20	14	70	17	13	76.5	
KINGDOM CHRISTIAN COLLEGE	2018	5111151	99	2	2	100				38	25	65.8													38	36	94.7	13	8	61.5	25	21	84	21	18	85.7	

Province Districts	Centre Name	Year	Centre Number	Quintile	Subject Description																																			
					Accounting			Agricultural Sciences			Business Studies			Economics			English First Additional Language			Geography			History			Life Sciences			Mathematical Literacy			Mathematics			Physical Sciences					
					Total Wrote	Achieved30-100%	% Achieved at 30% and Above	Total Wrote	Achieved30-100%	% Achieved at 30% and Above	Total Wrote	Achieved30-100%	% Achieved at 30% and Above	Total Wrote	Achieved30-100%	% Achieved at 30% and Above	Total Wrote	Achieved30-100%	% Achieved at 30% and Above	Total Wrote	Achieved30-100%	% Achieved at 30% and Above	Total Wrote	Achieved30-100%	% Achieved at 30% and Above	Total Wrote	Achieved30-100%	% Achieved at 30% and Above	Total Wrote	Achieved30-100%	% Achieved at 30% and Above	Total Wrote	Achieved30-100%	% Achieved at 30% and Above	Total Wrote	Achieved30-100%	% Achieved at 30% and Above			
UMKHANYAKUDE	KUFEZEKILE S	2019	5111113	1	12	4	33.3	33	24	72.7	10	6	60	12	5	41.7	116	116	100	70	62	88.6	61	59	96.7	38	29	76.3	61	28	45.9	47	10	21.3	35	22	62.9			
	KUFEZEKILE S	2018	5111113	1	3	1	33.3	18	16	88.9	3	1	33.3	3	1	33.3	52	52	100	25	23	92	15	15	100	29	25	86.2	15	9	60	31	9	29	28	20	71.4			
	KWABAMBA JS	2019	5111315	1	10	5	50	10	10	100	10	8	80				16	15	93.8										16	15	93.8									
	KWABAMBA JS	2018	5111315	1	5	1	20	6	5	83.3	11	3	27.3	8	3	37.5	15	14	93.3											11	5	45.5	2	2	100	5	2	40		
	KWABULAWAYO S	2019	5111114	2	30	15	50				67	55	82.1	30	25	83.3	67	63	94							37	20	54.1	18	17	94.4	49	32	65.3	37	33	89.2			
	KWABULAWAYO S	2018	5111114	2	22	6	27.3				55	23	41.8	22	18	81.8	55	54	98.2							33	23	69.7	13	9	69.2	42	30	71.4	33	28	84.8			
	KWAGIBA H	2019	5111317	2	20	4	20	43	35	81.4	23	9	39.1	23	8	34.8	229	225	98.3	193	90	46.6	160	133	83.1	195	44	22.6	153	81	52.9	63	7	11.1	43	29	67.4			
	KWAGIBA H	2018	5111317	2	10	5	50	16	16	100	10	2	20	10	8	80	60	60	100	34	30	88.2	34	34	100	16	16	100	34	23	67.6	26	14	53.8	16	16	100			
	KWAGXABA S	2019	5111115	1							20	15	75	29	18	62.1	28	27	96.4							26	20	76.9	17	12	70.6	7	0	0	6	2	33.3			
	KWAGXABA S	2018	5111115	1							20	14	70	41	32	78	43	42	97.7							35	25	71.4	19	9	47.4	19	5	26.3	19	3	15.8			
	LANGELIHLE H	2019	5111216	1							61	21	34.4	38	17	44.7	59	59	100							42	35	83.3	21	18	85.7	39	18	46.2	21	13	61.9	21	11	52.4
	LANGELIHLE H	2018	5111216	1							35	10	28.6	15	13	86.7	42	41	97.6							21	21	100	20	17	85	23	9	39.1	20	6	30	23	15	65.2
	LIFALETHU S	2019	5111318	1	13	3	23.1				23	10	43.5				23	21	91.3							23	11	47.8	13	9	69.2	10	7	70	9	7	77.8			
	LIFALETHU S	2018	5111318	1	26	9	34.6				26	10	38.5				38	36	94.7							33	20	60.6	19	9	47.4	18	16	88.9	18	15	83.3			
	LUBELO S	2019	5111255	2				38	24	63.2	35	15	42.9				51	50	98	16	16	100				55	27	49.1	30	20	66.7	22	8	36.4	17	10	58.8			
	LUBELO S	2018	5111255	2				23	22	95.7	37	28	75.7				37	37	100							37	35	94.6	23	16	69.6	14	6	42.9	14	10	71.4			
	LUBHOKO COMPREHENSIVE H	2019	5111254	1				92	53	57.6							109	109	100	90	67	74.4				97	57	58.8	80	56	70	27	19	70.4	27	22	81.5			
	LUBHOKO COMPREHENSIVE H	2018	5111254	1				52	46	88.5							56	56	100	46	39	84.8				52	47	90.4	40	34	85	16	10	62.5	12	7	58.3			
MABANDLENI H	2019	5111319	1	10	6	60	26	21	80.8	35	28	80	9	5	55.6	110	108	98.2	72	63	87.5	72	66	91.7	94	32	34	78	54	69.2	27	10	37	25	11	44				



Province Districts	Centre Name	Year	Centre Number	Quintile	Subject Description																																
					Accounting			Agricultural Sciences			Business Studies			Economics			English First Additional Language			Geography			History			Life Sciences			Mathematical Literacy			Mathematics			Physical Sciences		
					Total Wrote	Achieved30-100%	% Achieved at 30% and Above	Total Wrote	Achieved30-100%	% Achieved at 30% and Above	Total Wrote	Achieved30-100%	% Achieved at 30% and Above	Total Wrote	Achieved30-100%	% Achieved at 30% and Above	Total Wrote	Achieved30-100%	% Achieved at 30% and Above	Total Wrote	Achieved30-100%	% Achieved at 30% and Above	Total Wrote	Achieved30-100%	% Achieved at 30% and Above	Total Wrote	Achieved30-100%	% Achieved at 30% and Above	Total Wrote	Achieved30-100%	% Achieved at 30% and Above	Total Wrote	Achieved30-100%	% Achieved at 30% and Above	Total Wrote	Achieved30-100%	% Achieved at 30% and Above
UMKHANYAKUDE	MABANDLENI H	2018	5111319	1				20	16	80	20	16	80				102	99	97.1	70	41	58.6	74	66	89.2	85	68	80	74	28	37.8	20	9	45	20	8	40
	MADLAKA JS	2019	5111320	2							12	8	66.7	12	11	91.7	12	12	100	12	11	91.7				12	11	91.7	5	4	80	7	2	28.6			
	MADLAKA JS	2018	5111320	2							13	9	69.2	15	13	86.7	15	15	100	10	8	80				12	11	91.7	10	5	50						
	MADWALENI S	2019	5111116	2	32	22	68.8	35	35	100	30	26	86.7	32	22	68.8	101	99	98	34	19	55.9	35	28	80	35	33	94.3	64	51	79.7	35	28	80	35	33	94.3
	MADWALENI S	2018	5111116	2	25	25	100	20	17	85	23	20	87	23	21	91.3	123	95	77.2	19	13	68.4	38	28	73.7	21	17	81	40	30	75	21	15	71.4	15	13	86.7
	MAKHASA H	2019	5111321	2	12	11	91.7				33	30	90.9	20	19	95	56	56	100	35	35	100				16	16	100	24	24	100	19	18	94.7	16	16	100
	MAKHASA H	2018	5111321	2	17	17	100				37	33	89.2	17	16	94.1	45	45	100	28	27	96.4				8	8	100	35	25	71.4	10	9	90	8	8	100
	MALABELA JS	2019	5111322	1				24	21	87.5							63	59	93.7	39	33	84.6	39	35	89.7	24	16	66.7	37	24	64.9	20	15	75	19	17	89.5
	MALABELA JS	2018	5111322	1				18	14	77.8							58	58	100	40	22	55	40	39	97.5	17	14	82.4	40	29	72.5	18	11	61.1	15	15	100
	MALOBENI H	2019	5111217	1				45	13	28.9							45	35	77.8	21	9	42.9	26	16	61.5	15	10	66.7	22	12	54.5	16	8	50	15	10	66.7
	MALOBENI H	2018	5111217	1				18	6	33.3							18	18	100	7	5	71.4	8	8	100	10	8	80	7	7	100	10	8	80	10	8	80
	MANGWAZANA S	2019	5111323	2							35	28	80				54	54	100	46	42	91.3				47	28	59.6	29	25	86.2	18	11	61.1	18	16	88.9
	MANGWAZANA S	2018	5111323	2													37	37	100	34	31	91.2				34	33	97.1	23	19	82.6	11	6	54.5	12	11	91.7
	MANHLENGA JS	2019	5111218	1													41	35	85.4	25	15	60	34	29	85.3	34	16	47.1	31	22	71						
	MANHLENGA JS	2018	5111218	1													29	27	93.1	29	19	65.5	29	27	93.1	29	18	62.1	29	11	37.9						
	MANKENKE JS	2019	5111324	1	13	5	38.5							31	16	51.6	30	16	53.3	16	9	56.3							18	11	61.1	11	2	18.2			
	MANKENKE JS	2018	5111324	1	19	7	36.8							63	46	73	63	42	66.7	44	12	27.3							63	31	49.2						
	MANTINTI H	2019	5111325	1	16	10	62.5				16	8	50	29	5	17.2	29	21	72.4										27	12	44.4						
	MANTINTI H	2018	5111325	1	11	11	100				11	10	90.9	11	11	100	11	11	100										11	11	100						
	MASHALAZA H	2019	5111219	1	25	9	36	28	26	92.9	25	22	88	29	27	93.1	94	94	100	33	20	60.6	33	31	93.9	30	29	96.7	61	46	75.4	26	22	84.6	29	26	89.7

Province Districts	Centre Name	Year	Centre Number	Quintile	Subject Description																																						
					Accounting			Agricultural Sciences			Business Studies			Economics			English First Additional Language			Geography			History			Life Sciences			Mathematical Literacy			Mathematics			Physical Sciences								
					Total Wrote	Achieved30-100%	% Achieved at 30% and Above	Total Wrote	Achieved30-100%	% Achieved at 30% and Above	Total Wrote	Achieved30-100%	% Achieved at 30% and Above	Total Wrote	Achieved30-100%	% Achieved at 30% and Above	Total Wrote	Achieved30-100%	% Achieved at 30% and Above	Total Wrote	Achieved30-100%	% Achieved at 30% and Above	Total Wrote	Achieved30-100%	% Achieved at 30% and Above	Total Wrote	Achieved30-100%	% Achieved at 30% and Above	Total Wrote	Achieved30-100%	% Achieved at 30% and Above	Total Wrote	Achieved30-100%	% Achieved at 30% and Above	Total Wrote	Achieved30-100%	% Achieved at 30% and Above						
UMKHANYAKUDE	MASHALAZA H	2018	5111219	1	20	7	35	27	26	96.3	20	11	55	20	20	100	97	97	100	50	21	42	50	47	94	27	26	96.3	70	56	80	27	24	88.9	27	26	96.3						
	MASIBONISANE S	2019	5111117	2	17	8	47.1	29	29	100	53	33	62.3	17	11	64.7	137	135	98.5	69	59	85.5	31	29	93.5	33	31	93.9	72	46	63.9	47	20	42.6	18	14	77.8						
	MASIBONISANE S	2018	5111117	2	30	11	36.7	32	26	81.3	73	45	61.6	29	28	96.6	157	152	96.8	85	37	43.5	42	38	90.5	30	27	90	99	40	40.4	59	25	42.4	14	12	85.7						
	MAVELA H	2019	5111220	1	20	14	70	75	61	81.3	20	15	75	48	31	64.6	158	157	99.4	61	45	73.8	26	21	80.8	108	72	66.7	87	66	75.9	64	32	50	47	45	95.7						
	MAVELA H	2018	5111220	1	8	7	87.5	90	66	73.3	9	8	88.9	63	58	92.1	172	170	98.8	70	32	45.7	45	31	68.9	117	87	74.4	122	72	59	45	29	64.4	35	35	100						
	MAVUSO H	2019	5111326	1	19	17	89.5				25	25	100				47	46	97.9	25	18	72	28	27	96.4	45	32	71.1	27	23	85.2	19	16	84.2	19	17	89.5						
	MAVUSO H	2018	5111326	1	18	13	72.2				22	21	95.5				42	41	97.6	22	17	77.3	24	24	100	40	38	95	24	21	87.5	18	14	77.8	18	15	83.3						
	MAWOMBE S	2019	5111118	2													20	19	95	28	28	100	18	16	88.9				19	11	57.9	19	12	63.2	3	0	0						
	MAWOMBE S	2018	5111118	2													32	32	100	32	32	100	32	18	56.3				32	23	71.9	25	19	76	7	3	42.9						
	MBONGENI H	2019	5111119	1				23	21	91.3								28	26	92.9	11	9	81.8				24	20	83.3	11	9	81.8	11	6	54.5	10	10	100					
	MBONGENI H	2018	5111119	1				26	21	80.8								33	31	93.9	12	8	66.7				28	22	78.6	13	6	46.2	12	11	91.7	13	11	84.6					
	MBOPHA H	2019	5111120	3	10	10	100	47	45	95.7	11	9	81.8	11	9	81.8	120	120	100	57	47	82.5	30	29	96.7	108	88	81.5	63	47	74.6	57	28	49.1	51	45	88.2						
	MBOPHA H	2018	5111120	3	13	9	69.2	49	43	87.8	10	5	50	10	10	100	136	136	100	72	47	65.3	36	32	88.9	126	107	84.9	74	58	78.4	62	39	62.9	54	45	83.3						
	MDLADLA H	2019	5111221	1	55	46	83.6	20	19	95	54	29	53.7	47	19	40.4	121	109	90.1	30	30	100	44	27	61.4	32	27	84.4	91	70	76.9	29	19	65.5	29	17	58.6						
	MDLADLA H	2018	5111221	1	21	21	100	24	18	75	21	12	57.1	21	20	95.2	53	50	94.3	23	23	100	9	8	88.9	23	22	95.7	29	24	82.8	24	21	87.5	23	17	73.9						
	MDOLOMBA JS	2019	5111327	2													31	23	74.2	30	17	56.7	47	45	95.7	38	32	84.2				9	9	100	38	33	86.8	9	5	55.6	9	7	77.8
	MDOLOMBA JS	2018	5111327	2													38	10	26.3	37	22	59.5	57	51	89.5	49	13	26.5				11	11	100	36	14	38.9	11	3	27.3	11	7	63.6
	MDUKU H	2019	5111328	2	8	4	50	11	11	100	11	8	72.7	14	11	78.6	104	104	100	90	85	94.4	51	48	94.1	49	45	91.8	52	49	94.2	45	29	64.4	39	39	100						
	MDUKU H	2018	5111328	2	16	4	25				31	14	45.2	32	16	50	204	193	94.6	158	87	55.1	133	107	80.5	98	53	54.1	163	90	55.2	39	31	79.5	38	36	94.7						
	MDUNGANDLOVU H	2019	5111121	2				39	24	61.5							55	55	100	11	10	90.9	24	19	79.2	30	21	70	21	11	52.4	25	13	52	23	19	82.6						
MDUNGANDLOVU H	2018	5111121	2				33	27	81.8	18	11	61.1				52	50	96.2	19	17	89.5	19	16	84.2	29	26	89.7	16	13	81.3	20	13	65	17	11	64.7							

Province Districts	Centre Name	Year	Centre Number	Quintile	Subject Description																																			
					Accounting			Agricultural Sciences			Business Studies			Economics			English First Additional Language			Geography			History			Life Sciences			Mathematical Literacy			Mathematics			Physical Sciences					
					Total Wrote	Achieved30-100%	% Achieved at 30% and Above	Total Wrote	Achieved30-100%	% Achieved at 30% and Above	Total Wrote	Achieved30-100%	% Achieved at 30% and Above	Total Wrote	Achieved30-100%	% Achieved at 30% and Above	Total Wrote	Achieved30-100%	% Achieved at 30% and Above	Total Wrote	Achieved30-100%	% Achieved at 30% and Above	Total Wrote	Achieved30-100%	% Achieved at 30% and Above	Total Wrote	Achieved30-100%	% Achieved at 30% and Above	Total Wrote	Achieved30-100%	% Achieved at 30% and Above	Total Wrote	Achieved30-100%	% Achieved at 30% and Above	Total Wrote	Achieved30-100%	% Achieved at 30% and Above			
UMKHANYAKUDE	MGWAZENI S	2019	5111122	3	22	10	45.5	42	40	95.2	55	38	69.1	22	15	68.2	128	128	100	63	38	60.3	27	25	92.6	60	44	73.3	77	65	84.4	44	29	65.9	42	40	95.2			
	MGWAZENI S	2018	5111122	3	15	7	46.7	44	42	95.5	32	22	68.8	16	11	68.8	89	89	100	42	32	76.2	12	12	100	42	40	95.2	41	30	73.2	47	36	76.6	45	42	93.3			
	MHLUPHEKI JS	2019	5111223	1			10	7	70								59	54	91.5	40	21	52.5	44	29	65.9	45	11	24.4	30	14	46.7	10	3	30	15	5	33.3			
	MHLUPHEKI JS	2018	5111223	1			18	11	61.1								36	36	100	37	19	51.4	18	18	100	37	23	62.2	18	10	55.6	19	7	36.8	19	9	47.4			
	MJINDI S	2019	5111329	1			33	29	87.9	43	11	25.6					121	113	93.4	121	90	74.4	87	77	88.5	78	43	55.1	83	52	62.7	34	19	55.9	34	21	61.8			
	MJINDI S	2018	5111329	1			32	27	84.4	11	2	18.2					57	55	96.5	55	43	78.2	22	20	90.9	45	35	77.8	21	14	66.7	34	26	76.5	33	27	81.8			
	MKHALIPHI H	2019	5111123	1	8	8	100	25	24	96	9	9	100	11	9	81.8	97	96	99				40	38	95	60	51	85	37	31	83.8	31	21	67.7	32	25	78.1			
	MKHALIPHI H	2018	5111123	1	10	8	80	36	29	80.6	10	9	90	10	10	100	90	88	97.8				44	41	93.2	79	51	64.6	44	36	81.8	46	29	63	36	30	83.3			
	MLINGO H	2019	5111224	2	16	5	31.3	5	5	100							22	20	90.9							21	12	57.1	21	14	66.7									
	MLINGO H	2018	5111224	2	18	4	22.2										18	17	94.4							18	8	44.4	18	8	44.4									
	MMEMEZI S	2019	5111330	2																							37	6	16.2	40	20	50	5	1	20					
	MMEMEZI S	2018	5111330	2																							28	18	64.3	26	18	69.2	5	1	20					
	MMISO H	2019	5111124	2	11	11	100										75	70	93.3	57	23	40.4	57	31	54.4	18	15	83.3	57	23	40.4	18	12	66.7	18	13	72.2			
	MMISO H	2018	5111124	2	20	15	75										42	41	97.6	22	9	40.9	22	13	59.1	14	10	71.4	22	5	22.7	20	14	70	14	8	57.1			
	MNTANENKOSI H	2019	5111331	1	8	5	62.5	20	19	95	45	37	82.2	8	8	100	66	65	98.5	37	32	86.5				20	20	100	45	43	95.6	20	15	75	20	20	100			
	MNTANENKOSI H	2018	5111331	1	18	8	44.4	20	20	100	36	22	61.1	18	18	100	56	56	100	18	14	77.8				20	20	100	18	15	83.3	38	18	47.4	20	20	100			
	MOSES ZIKHALI S	2019	5111332	2	14	14	100										86	86	100							61	61	100	86	77	89.5	62	60	96.8	24	21	87.5	24	24	100
	MOSES ZIKHALI S	2018	5111332	2	17	17	100										94	93	98.9							73	73	100	95	81	85.3	74	65	87.8	21	20	95.2	21	21	100
	MPIYAKHE H	2019	5111333	2				17	17	100	32	29	90.6				70	69	98.6							43	33	76.7	23	23	100	39	25	64.1	9	2	22.2	6	6	100
	MPIYAKHE H	2018	5111333	2				13	8	61.5	30	19	63.3				55	55	100							30	30	100	25	20	80	30	21	70	25	4	16	12	12	100

Province Districts	Centre Name	Year	Centre Number	Quintile	Subject Description																																
					Accounting			Agricultural Sciences			Business Studies			Economics			English First Additional Language			Geography			History			Life Sciences			Mathematical Literacy			Mathematics			Physical Sciences		
					Total Wrote	Achieved30-100%	% Achieved at 30% and Above	Total Wrote	Achieved30-100%	% Achieved at 30% and Above	Total Wrote	Achieved30-100%	% Achieved at 30% and Above	Total Wrote	Achieved30-100%	% Achieved at 30% and Above	Total Wrote	Achieved30-100%	% Achieved at 30% and Above	Total Wrote	Achieved30-100%	% Achieved at 30% and Above	Total Wrote	Achieved30-100%	% Achieved at 30% and Above	Total Wrote	Achieved30-100%	% Achieved at 30% and Above	Total Wrote	Achieved30-100%	% Achieved at 30% and Above	Total Wrote	Achieved30-100%	% Achieved at 30% and Above			
UMKHANYAKUDE	MSHANGUZANA H	2019	5111334	1	4	3	75				43	21	48.8				44	40	90.9				44	15	34.1	23	20	87	5	5	100	24	10	41.7			
	MSHANGUZANA H	2018	5111334	1	5	4	80				28	16	57.1				28	28	100				28	19	67.9	11	11	100	17	17	100	23	17	73.9			
	MSHUDU JS	2019	5111225	1				25	25	100	49	45	91.8	49	42	85.7	74	73	98.6	48	32	66.7	49	48	98	25	24	96	49	33	67.3	25	11	44	25	22	88
	MSHUDU JS	2018	5111225	1	3	3	100	33	33	100	28	25	89.3	28	27	96.4	61	61	100	41	29	70.7	28	28	100	33	33	100	28	16	57.1	33	17	51.5	33	31	93.9
	MSIYANE H	2019	5111226	2				20	20	100	69	34	49.3	51	18	35.3	73	72	98.6				53	46	86.8	20	19	95	52	28	53.8	20	17	85	20	20	100
	MSIYANE H	2018	5111226	2				27	19	70.4	105	28	26.7	78	52	66.7	105	103	98.1				78	70	89.7	27	15	55.6	78	24	30.8	27	12	44.4	27	13	48.1
	MTHAMBALALA S	2019	5111352	1	9	4	44.4				15	15	100	15	13	86.7	15	15	100								9	8	88.9	7	3	42.9	7	2	28.6		
	MTHAMBALALA S	2018	5111352	1	24	0	0				31	17	54.8	33	20	60.6	44	42	95.5								25	7	28	14	3	21.4	10	2	20		
	MTHANTI COMMERCIAL and TECHNICAL S	2019	5111227	2							26	22	84.6				31	31	100	31	16	51.6				6	5	83.3	26	16	61.5	5	2	40	5	2	40
	MTHANTI COMMERCIAL and TECHNICAL S	2018	5111227	2	12	9	75				22	16	72.7				32	29	90.6	21	7	33.3				12	11	91.7	22	7	31.8	10	6	60	10	8	80
	MTSHAKELA H	2019	5111228	1	15	11	73.3				58	34	58.6	43	18	41.9	58	57	98.3				43	37	86	15	7	46.7	43	26	60.5	15	1	6.7	15	10	66.7
	MTSHAKELA H	2018	5111228	1							47	37	78.7				48	48	100				32	32	100	15	15	100	32	19	59.4	15	11	73.3	15	15	100
	MTSHELEKWANE S	2019	5111229	1							47	34	72.3	46	35	76.1	51	49	96.1							46	21	45.7	34	28	82.4	17	3	17.6	11	6	54.5
	MTSHELEKWANE S	2018	5111229	1	30	7	23.3				32	15	46.9	32	31	96.9	31	31	100							32	19	59.4	19	16	84.2	12	3	25			
	MTUBA CHRISTIAN ACADEMY	2019	5111152	99	2	2	100				14	13	92.9							14	14	100	1	1	100	16	16	100				16	16	100	15	15	100
	MTUBA CHRISTIAN ACADEMY	2018	5111152	99							4	4	100							4	4	100	1	1	100	4	4	100	1	1	100	3	3	100	3	3	100
	MTUBATUBA H	2019	5111148	3	7	6	85.7	73	47	64.4										54	42	77.8				65	46	70.8	40	33	82.5	31	17	54.8	17	13	76.5
	MTUBATUBA H	2018	5111148	3	6	5	83.3	91	72	79.1										50	45	90				83	73	88	38	32	84.2	51	36	70.6	36	29	80.6

Province Districts	Centre Name	Year	Centre Number	Quintile	Subject Description																																	
					Accounting			Agricultural Sciences			Business Studies			Economics			English First Additional Language			Geography			History			Life Sciences			Mathematical Literacy			Mathematics			Physical Sciences			
					Total Wrote	Achieved30-100%	% Achieved at 30% and Above	Total Wrote	Achieved30-100%	% Achieved at 30% and Above	Total Wrote	Achieved30-100%	% Achieved at 30% and Above	Total Wrote	Achieved30-100%	% Achieved at 30% and Above	Total Wrote	Achieved30-100%	% Achieved at 30% and Above	Total Wrote	Achieved30-100%	% Achieved at 30% and Above	Total Wrote	Achieved30-100%	% Achieved at 30% and Above	Total Wrote	Achieved30-100%	% Achieved at 30% and Above	Total Wrote	Achieved30-100%	% Achieved at 30% and Above	Total Wrote	Achieved30-100%	% Achieved at 30% and Above				
UMKHANYAKUDE	MTWAZI COMBINED	2019	5111335	2	8	8	100				41	39	95.1	42	40	95.2	108	107	99.1	59	52	88.1				59	51	86.4	69	64	92.8	31	22	71	29	25	86.2	
	MTWAZI COMBINED	2018	5111335	2	11	11	100				21	21	100	21	21	100	68	68	100	47	39	83				47	41	87.2	33	32	97	35	34	97.1	33	32	97	
	MVUZOMUHLE S	2019	5111260	3	18	5	27.8				22	17	77.3	22	20	90.9	22	20	90.9				4	3	75	22	7	31.8	13	12	92.3	9	1	11.1				
	MVUZOMUHLE S	2018	5111260	3	9	8	88.9				12	7	58.3	9	9	100	12	12	100				3	3	100	12	10	83.3	4	4	100	8	1	12.5				
	MZIBULI S	2019	5111257	1				15	14	93.3							61	61	100	46	31	67.4	46	44	95.7	15	13	86.7	46	31	67.4	15	7	46.7	15	11	73.3	
	MZIBULI S	2018	5111257	1				14	13	92.9							92	92	100	78	23	29.5	78	66	84.6	14	13	92.9	78	30	38.5	14	8	57.1	14	11	78.6	
	NAMANENI H	2019	5111230	1	20	14	70	32	28	87.5	23	19	82.6	23	18	78.3	152	149	98	43	33	76.7	86	80	93	38	36	94.7	102	53	52	34	24	70.6	33	33	100	
	NAMANENI H	2018	5111230	1	16	11	68.8	32	30	93.8	16	7	43.8	16	16	100	140	129	92.1	2	1	50	92	84	91.3	35	33	94.3	95	27	28.4	33	27	81.8	32	30	93.8	
	NANSINDLELA COMBINED	2019	5111231	4				11	8	72.7							16	16	100	16	11	68.8				16	10	62.5	10	10	100	6	3	50	5	3	60	
	NANSINDLELA COMBINED	2018	5111231	4	5	5	100	7	7	100	5	3	60	7	5	71.4	25	25	100	18	18	100				17	15	88.2	14	10	71.4	10	7	70	10	4	40	
	NDABAZAMANINA H	2019	5111125	1													54	54	100	54	52	96.3	31	31	100	23	23	100	31	21	67.7	21	13	61.9	23	21	91.3	
	NDABAZAMANINA H	2018	5111125	1													51	51	100	50	39	78	34	34	100	16	13	81.3	34	16	47.1	16	11	68.8	17	13	76.5	
	NDABEZIPEHZULU S	2019	5111126	1	15	8	53.3				18	10	55.6	20	15	75	82	82	100	58	47	81				55	47	85.5	38	25	65.8	41	21	51.2	49	37	75.5	
	NDABEZIPEHZULU S	2018	5111126	1	26	11	42.3				24	16	66.7	21	17	81	75	75	100	48	35	72.9				46	35	76.1	39	32	82.1	26	15	57.7	42	27	64.3	
	NDAMKANE H	2019	5111232	2				14	14	100	14	6	42.9				41	41	100	26	18	69.2	27	25	92.6	40	20	50	26	20	76.9	14	6	42.9	14	10	71.4	
	NDAMKANE H	2018	5111232	2				11	11	100	11	8	72.7				39	39	100	28	18	64.3	28	28	100	39	28	71.8	28	21	75	11	9	81.8	11	10	90.9	
	NDIMANDE H	2019	5111127	1	3	2	66.7				13	7	53.8	5	1	20	35	34	97.1	21	14	66.7				23	13	56.5	15	11	73.3	14	7	50	10	8	80	
	NDIMANDE H	2018	5111127	1	7	6	85.7				16	10	62.5	8	7	87.5	33	33	100	24	20	83.3				24	17	70.8	9	5	55.6	19	10	52.6	14	12	85.7	
	NDUMO S	2019	5111233	2	13	12	92.3	24	18	75	45	36	80	51	28	54.9	126	123	97.6				37	25	67.6	46	30	65.2	78	48	61.5	20	11	55	20	16	80	

Province Districts	Centre Name	Year	Centre Number	Quintile	Subject Description																																
					Accounting			Agricultural Sciences			Business Studies			Economics			English First Additional Language			Geography			History			Life Sciences			Mathematical Literacy			Mathematics			Physical Sciences		
					Total Wrote	Achieved30-100%	% Achieved at 30% and Above	Total Wrote	Achieved30-100%	% Achieved at 30% and Above	Total Wrote	Achieved30-100%	% Achieved at 30% and Above	Total Wrote	Achieved30-100%	% Achieved at 30% and Above	Total Wrote	Achieved30-100%	% Achieved at 30% and Above	Total Wrote	Achieved30-100%	% Achieved at 30% and Above	Total Wrote	Achieved30-100%	% Achieved at 30% and Above	Total Wrote	Achieved30-100%	% Achieved at 30% and Above	Total Wrote	Achieved30-100%	% Achieved at 30% and Above	Total Wrote	Achieved30-100%	% Achieved at 30% and Above			
UMKHANYAKUDE	NDUMO S	2018	5111233	2	11	6	54.5	29	24	82.8	22	14	63.6	22	17	77.3	93	92	98.9				42	19	45.2	40	27	67.5	64	12	18.8	29	20	69	29	26	89.7
	NGAZINI JS	2019	5111234	2													84	78	92.9	76	63	82.9	47	44	93.6	80	60	75	46	30	65.2	31	20	64.5	32	28	87.5
	NGAZINI JS	2018	5111234	2													59	59	100	59	47	79.7	33	33	100	59	47	79.7	33	24	72.7	26	15	57.7	26	22	84.6
	NGBEZA H	2019	5111128	2	15	9	60				15	9	60	15	9	60	123	116	94.3	106	68	64.2	50	37	74	57	43	75.4	62	32	51.6	61	29	47.5	55	34	61.8
	NGBEZA H	2018	5111128	2	11	5	45.5				11	9	81.8	11	8	72.7	67	67	100	56	45	80.4	22	22	100	34	33	97.1	33	16	48.5	34	29	85.3	34	25	73.5
	NHLAMBANYATHI JS	2019	5111336	2				19	19	100							19	19	100							19	19	100	10	10	100	9	4	44.4			
	NHLAMBANYATHI JS	2018	5111336	2				49	42	85.7							49	48	98						49	42	85.7	34	25	73.5	15	9	60				
	NHLANGE JS	2019	5111235	2							43	26	60.5				46	46	100				37	37	100	43	16	37.2	36	28	77.8	7	1	14.3	7	6	85.7
	NHLANGE JS	2018	5111235	2							38	28	73.7				39	39	100				33	33	100	39	35	89.7	33	25	75.8	6	5	83.3	6	6	100
	NHLANHLIVELE JS	2019	5111236	1							28	25	89.3				33	32	97				30	27	90	30	10	33.3	29	21	72.4						
	NHLANHLIVELE JS	2018	5111236	1							16	5	31.3				16	16	100				16	16	100	16	8	50	16	11	68.8						
	NHLIZIYO S	2019	5111129	2													26	26	100	21	21	100	8	8	100	19	18	94.7	6	6	100	13	10	76.9	13	13	100
	NHLIZIYO S	2018	5111129	2													32	32	100	32	26	81.3	20	20	100	25	24	96	10	10	100	16	11	68.8	11	7	63.6
	NKANYISO S	2019	5111347	1							23	6	26.1				27	26	96.3							24	10	41.7				23	7	30.4	23	9	39.1
	NKANYISO S	2018	5111347	1							15	12	80				15	15	100							15	9	60				15	3	20	15	6	40
	NKODIBE S	2019	5111130	3	59	35	59.3	72	69	95.8	45	38	84.4	21	14	66.7	157	155	98.7	75	64	85.3	47	47	100	55	49	89.1	80	55	68.8	63	30	47.6	44	39	88.6
	NKODIBE S	2018	5111130	3	73	32	43.8	75	56	74.7	59	34	57.6	28	20	71.4	151	149	98.7	67	37	55.2	47	42	89.4	76	45	59.2	70	32	45.7	79	23	29.1	44	39	88.6
	NKOMBOSE S	2019	5111150	3	23	17	73.9	30	30	100	52	48	92.3	24	16	66.7	142	140	98.6	72	53	73.6	50	48	96	30	30	100	92	65	70.7	29	20	69	30	28	93.3
	NKOMBOSE S	2018	5111150	3	18	8	44.4	33	33	100	94	57	60.6	18	12	66.7	127	127	100	76	41	53.9				33	31	93.9	90	50	55.6	37	24	64.9	33	23	69.7
	NKOSANA H	2019	5111131	2							32	7	21.9				80	80	100	30	29	96.7	38	37	97.4	34	31	91.2	33	23	69.7	27	18	66.7	32	28	87.5



Province Districts	Centre Name	Year	Centre Number	Quintile	Subject Description																																	
					Accounting			Agricultural Sciences			Business Studies			Economics			English First Additional Language			Geography			History			Life Sciences			Mathematical Literacy			Mathematics			Physical Sciences			
					Total Wrote	Achieved30-100%	% Achieved at 30% and Above	Total Wrote	Achieved30-100%	% Achieved at 30% and Above	Total Wrote	Achieved30-100%	% Achieved at 30% and Above	Total Wrote	Achieved30-100%	% Achieved at 30% and Above	Total Wrote	Achieved30-100%	% Achieved at 30% and Above	Total Wrote	Achieved30-100%	% Achieved at 30% and Above	Total Wrote	Achieved30-100%	% Achieved at 30% and Above	Total Wrote	Achieved30-100%	% Achieved at 30% and Above	Total Wrote	Achieved30-100%	% Achieved at 30% and Above	Total Wrote	Achieved30-100%	% Achieved at 30% and Above				
UMKHANYAKUDE	NKOSANA H	2018	5111131	2							28	10	35.7				79	68	86.1	36	27	75	27	27	100	36	29	80.6	26	7	26.9	30	10	33.3	29	26	89.7	
	NKOSIKAYINGANGATHI S	2019	5111132	2	13	12	92.3				50	39	78	23	19	82.6	95	95	100	49	49	100				32	27	84.4	65	48	73.8	18	6	33.3	23	19	82.6	
	NKOSIKAYINGANGATHI S	2018	5111132	2	5	5	100				27	22	81.5	12	10	83.3	51	51	100	39	36	92.3				26	26	100	28	21	75	23	14	60.9	24	23	95.8	
	NOBIYA H	2019	5111337	1							21	19	90.5				30	29	96.7	21	21	100				30	8	26.7	21	19	90.5							
	NOBIYA H	2018	5111337	1							14	5	35.7				25	21	84	15	9	60				15	7	46.7	23	9	39.1							
	NODINEKA JS	2019	5111237	1	15	13	86.7	68	49	72.1	23	22	95.7	23	19	82.6	121	121	100	90	76	84.4	53	53	100	98	41	41.8	93	82	88.2	28	25	89.3	27	25	92.6	
	NODINEKA JS	2018	5111237	1	17	17	100	85	72	84.7	25	22	88	25	22	88	143	143	100	105	87	82.9	58	55	94.8	118	70	59.3	101	77	76.2	42	38	90.5	42	39	92.9	
	NOMATHIYA S	2019	5111133	3	11	10	90.9	47	35	74.5	39	15	38.5	38	24	63.2	141	128	90.8							45	36	80	34	12	35.3	49	21	42.9	45	24	53.3	
	NOMATHIYA S	2018	5111133	3	9	5	55.6	57	34	59.6	29	25	86.2	29	27	93.1	127	119	93.7				20	19	95	57	41	71.9	20	14	70	66	28	42.4	57	33	57.9	
	NONDUMISO S	2019	5111134	2	31	19	61.3	34	31	91.2	25	19	76	28	15	53.6	65	65	100							60	41	68.3	31	23	74.2	32	5	15.6	33	29	87.9	
	NONDUMISO S	2018	5111134	2				36	33	91.7				30	29	96.7	66	65	98.5							65	45	69.2	29	20	69	37	13	35.1	36	31	86.1	
	NOTHANDO H	2019	5111238	1	15	10	66.7	66	54	81.8	55	31	56.4	15	5	33.3	81	74	91.4	81	55	67.9				66	39	59.1	48	31	64.6	33	7	21.2	26	10	38.5	
	NOTHANDO H	2018	5111238	1	15	13	86.7	47	44	93.6	41	23	56.1	15	14	93.3	61	60	98.4	62	50	80.6				47	33	70.2	38	34	89.5	24	16	66.7	21	9	42.9	
	NQOBIZAZI JS	2019	5111239	2	20	9	45	27	23	85.2	21	16	76.2	21	13	61.9	48	48	100	45	25	55.6				26	21	80.8	30	25	83.3	15	3	20	26	7	26.9	
	NQOBIZAZI JS	2018	5111239	2	26	3	11.5	21	19	90.5	27	9	33.3	26	20	76.9	50	49	98	47	22	46.8				23	20	87	26	19	73.1	22	8	36.4	22	20	90.9	
	NSALAMANGA H	2019	5111240	1	7	7	100	20	16	80	29	22	75.9	8	8	100	52	52	100	45	40	88.9	24	23	95.8	38	31	81.6	23	21	91.3	22	17	77.3	20	17	85	
	NSALAMANGA H	2018	5111240	1	5	4	80	20	19	95	20	17	85	5	5	100	40	40	100	39	30	76.9	15	15	100	34	33	97.1	17	14	82.4	22	21	95.5	20	19	95	
	NTAMINEMIDWA H	2019	5111135	1							10	8	80	11	9	81.8	11	11	100														10	1	10			
	NTAMINEMIDWA H	2018	5111135	1							29	16	55.2	18	16	88.9	35	35	100							11	4	36.4				28	3	10.7				





Province Districts	Centre Name	Year	Centre Number	Quintile	Subject Description																																
					Accounting			Agricultural Sciences			Business Studies			Economics			English First Additional Language			Geography			History			Life Sciences			Mathematical Literacy			Mathematics			Physical Sciences		
					Total Wrote	Achieved30-100%	% Achieved at 30% and Above	Total Wrote	Achieved30-100%	% Achieved at 30% and Above	Total Wrote	Achieved30-100%	% Achieved at 30% and Above	Total Wrote	Achieved30-100%	% Achieved at 30% and Above	Total Wrote	Achieved30-100%	% Achieved at 30% and Above	Total Wrote	Achieved30-100%	% Achieved at 30% and Above	Total Wrote	Achieved30-100%	% Achieved at 30% and Above	Total Wrote	Achieved30-100%	% Achieved at 30% and Above	Total Wrote	Achieved30-100%	% Achieved at 30% and Above	Total Wrote	Achieved30-100%	% Achieved at 30% and Above			
UMKHANYAKUDE	SHAYINA H	2019	5111244	2	12	11	91.7	19	18	94.7	12	10	83.3	12	10	83.3	90	90	100				59	59	100	57	50	87.7	71	62	87.3	19	11	57.9	19	15	78.9
	SHAYINA H	2018	5111244	2	13	7	53.8	29	18	62.1	13	11	84.6	13	13	100	68	67	98.5				42	38	90.5	50	35	70	51	33	64.7	17	2	11.8	13	8	61.5
	SHENGEZA H	2019	5111245	1	33	14	42.4				65	41	63.1	65	30	46.2	98	95	96.9				65	58	89.2	33	28	84.8	65	53	81.5	33	11	33.3	33	22	66.7
	SHENGEZA H	2018	5111245	1	36	8	22.2				42	23	54.8	43	32	74.4	75	74	98.7				42	39	92.9	36	29	80.6	38	22	57.9	36	13	36.1	36	16	44.4
	SHIYINKOSI S	2019	5111137	3							30	25	83.3	30	16	53.3	63	61	96.8	33	31	93.9				33	26	78.8	37	32	86.5	26	10	38.5	21	15	71.4
	SHIYINKOSI S	2018	5111137	3	5	4	80				16	11	68.8	16	15	93.8	38	37	97.4	17	15	88.2				22	17	77.3	21	17	81	17	4	23.5	7	6	85.7
	SIBHAMU H	2019	5111246	1				47	32	68.1							73	71	97.3	15	11	73.3	52	34	65.4	69	40	58	49	37	75.5	18	7	38.9	16	12	75
	SIBHAMU H	2018	5111246	1				29	12	41.4							43	43	100	14	12	85.7	29	21	72.4	43	20	46.5	29	13	44.8	14	4	28.6	14	10	71.4
	SIBONGASONKE JS	2019	5111138	1													66	66	100	66	60	90.9	49	49	100	17	15	88.2	49	38	77.6	17	15	88.2	17	16	94.1
	SIBONGASONKE JS	2018	5111138	1													71	71	100	71	46	64.8	52	52	100	19	19	100	52	37	71.2	19	13	68.4	19	12	63.2
	SILETHIMFUNDO SECONDARY SCHOOL	2019	5111154	3													21	21	100	21	17	81				21	21	100				21	16	76.2	21	15	71.4
	SILETHUKUKHANYA H	2019	5111139	3	18	15	83.3				18	7	38.9	18	13	72.2	145	144	99.3	88	69	78.4				45	33	73.3	73	48	65.8	72	35	48.6	54	27	50
	SILETHUKUKHANYA H	2018	5111139	3	20	14	70				21	13	61.9	20	20	100	120	119	99.2	60	54	90				34	33	97.1	47	22	46.8	65	51	78.5	45	38	84.4
	SINETHEZEKILE COMBINED	2019	5111341	2	24	24	100	66	66	100	305	289	94.8	311	238	76.5	411	409	99.5	39	39	100	217	215	99.1	153	129	84.3	294	247	84	77	64	83.1	67	65	97
	SINETHEZEKILE COMBINED	2018	5111341	2	29	29	100	205	201	98	104	103	99	247	240	97.2	314	314	100	73	68	93.2	77	77	100	208	196	94.2	231	197	85.3	77	72	93.5	65	65	100
	SIPHOSABADLETSHI H	2019	5111140	1	14	13	92.9	44	38	86.4	16	7	43.8	12	7	58.3	117	114	97.4	50	38	76	21	21	100	79	68	86.1	18	18	100	75	29	38.7	68	46	67.6
	SIPHOSABADLETSHI H	2018	5111140	1	14	11	78.6	21	19	90.5	14	10	71.4	14	9	64.3	94	92	97.9	59	45	76.3	23	23	100	57	53	93	23	17	73.9	71	26	36.6	57	42	73.7
	SITHEMBINHLANHLA S	2019	5111247	1	15	13	86.7	13	13	100	17	17	100	19	17	89.5	49	49	100	35	32	91.4	21	21	100	17	16	94.1	35	33	94.3	16	6	37.5	16	9	56.3
	SITHEMBINHLANHLA S	2018	5111247	1	22	11	50	17	17	100	22	20	90.9	22	21	95.5	54	54	100	32	30	93.8	15	15	100	20	19	95	37	29	78.4	17	15	88.2	17	14	82.4

Province Districts	Centre Name	Year	Centre Number	Quintile	Subject Description																																		
					Accounting			Agricultural Sciences			Business Studies			Economics			English First Additional Language			Geography			History			Life Sciences			Mathematical Literacy			Mathematics			Physical Sciences				
					Total Wrote	Achieved30-100%	% Achieved at 30% and Above	Total Wrote	Achieved30-100%	% Achieved at 30% and Above	Total Wrote	Achieved30-100%	% Achieved at 30% and Above	Total Wrote	Achieved30-100%	% Achieved at 30% and Above	Total Wrote	Achieved30-100%	% Achieved at 30% and Above	Total Wrote	Achieved30-100%	% Achieved at 30% and Above	Total Wrote	Achieved30-100%	% Achieved at 30% and Above	Total Wrote	Achieved30-100%	% Achieved at 30% and Above	Total Wrote	Achieved30-100%	% Achieved at 30% and Above	Total Wrote	Achieved30-100%	% Achieved at 30% and Above					
UMKHANYAKUDE	SIYAKHULA S	2019	5111256	2	28	19	67.9				28	23	82.1	28	10	35.7	28	28	100									22	18	81.8	6	5	83.3						
	SIYAKHULA S	2018	5111256	2	20	7	35				21	8	38.1	21	17	81	21	21	100				21	10	47.6	17	13	76.5	4	3	75								
	SIYAPHAMBILI S	2019	5111348	2							12	10	83.3	8	5	62.5	34	34	100	29	27	93.1						19	17	89.5	7	6	85.7	20	8	40	19	14	73.7
	SIYAPHAMBILI S	2018	5111348	2							7	3	42.9	7	6	85.7	22	22	100	22	18	81.8					15	14	93.3	7	7	100	15	6	40	15	10	66.7	
	SIYAQALA S	2019	5111141	2							28	25	89.3	33	31	93.9	51	51	100	41	40	97.6					23	12	52.2	33	27	81.8	18	4	22.2	18	13	72.2	
	SIYAQALA S	2018	5111141	2	7	5	71.4				37	20	54.1	35	31	88.6	57	54	94.7	22	20	90.9					22	16	72.7	37	22	59.5	20	5	25	20	16	80	
	SIYELULAMA H	2019	5111142	2	20	14	70	28	25	89.3	39	17	43.6	21	15	71.4	77	76	98.7	17	15	88.2					26	16	61.5	36	23	63.9	24	9	37.5	28	16	57.1	
	SIYELULAMA H	2018	5111142	2	16	10	62.5	14	13	92.9	34	5	14.7	16	14	87.5	48	47	97.9	18	4	22.2					14	13	92.9	28	11	39.3	20	11	55	14	13	92.9	
	SIZAMINQUBEKO COMBINED	2019	5111248	2	7	6	85.7	19	18	94.7	47	42	89.4	7	5	71.4	66	66	100				40	40	100	19	19	100	40	36	90	26	17	65.4	19	15	78.9		
	SIZAMINQUBEKO COMBINED	2018	5111248	2	20	20	100				43	30	69.8				63	62	98.4				43	42	97.7	63	50	79.4	43	31	72.1	20	19	95	20	20	100		
	SOMFULA S	2019	5111143	2	11	6	54.5	58	45	77.6	14	9	64.3	14	8	57.1	122	117	95.9	46	38	82.6	23	22	95.7	108	56	51.9	53	39	73.6	69	34	49.3	62	47	75.8		
	SOMFULA S	2018	5111143	2	18	13	72.2	37	32	86.5	23	12	52.2	23	15	65.2	121	120	99.2	57	39	68.4	15	15	100	92	53	57.6	59	36	61	62	24	38.7	47	34	72.3		
	STAR OF THE SEA H	2019	5111249	2	12	12	100				54	54	100	28	28	100	82	82	100	70	68	97.1	54	54	100	82	69	84.1	54	53	98.1	28	19	67.9	28	25	89.3		
	STAR OF THE SEA H	2018	5111249	2	7	7	100				63	61	96.8	29	29	100	92	92	100	85	73	85.9	63	63	100	92	78	84.8	63	51	81	29	25	86.2	29	28	96.6		
	SUKASAMBE JS	2019	5111342	1	9	8	88.9	9	9	100	9	9	100	9	7	77.8	18	18	100							9	9	100	7	5	71.4	11	5	45.5	9	9	100		
	SUKASAMBE JS	2018	5111342	1	8	8	100	15	13	86.7	9	8	88.9	9	8	88.9	24	24	100							15	14	93.3	10	8	80	13	8	61.5	16	12	75		
	THEKELISULWAZI S	2019	5111144	2													18	18	100	18	13	72.2					16	15	93.8				16	3	18.8				
	THEKELISULWAZI S	2018	5111144	2	19	15	78.9										19	19	100	19	15	78.9					19	18	94.7				19	5	26.3				
	THONGWANA JS	2019	5111250	1	85	37	43.5	100	92	92	86	75	87.2	89	67	75.3	521	496	95.2	364	281	77.2	332	291	87.7	410	309	75.4	342	227	66.4	94	40	42.6	99	70	70.7		

Province Districts	Centre Name	Year	Centre Number	Quintile	Subject Description																																		
					Accounting			Agricultural Sciences			Business Studies			Economics			English First Additional Language			Geography			History			Life Sciences			Mathematical Literacy			Mathematics			Physical Sciences				
					Total Wrote	Achieved30-100%	% Achieved at 30% and Above	Total Wrote	Achieved30-100%	% Achieved at 30% and Above	Total Wrote	Achieved30-100%	% Achieved at 30% and Above	Total Wrote	Achieved30-100%	% Achieved at 30% and Above	Total Wrote	Achieved30-100%	% Achieved at 30% and Above	Total Wrote	Achieved30-100%	% Achieved at 30% and Above	Total Wrote	Achieved30-100%	% Achieved at 30% and Above	Total Wrote	Achieved30-100%	% Achieved at 30% and Above	Total Wrote	Achieved30-100%	% Achieved at 30% and Above	Total Wrote	Achieved30-100%	% Achieved at 30% and Above	Total Wrote	Achieved30-100%	% Achieved at 30% and Above		
UMKHANYAKUDE	THONGWANA JS	2018	5111250	1	102	36	35.3	113	102	90.3	122	71	58.2	118	77	65.3	483	459	95	350	198	56.6	250	235	94	322	276	85.7	291	123	42.3	117	45	38.5	104	81	77.9		
	THULASIBONE H	2019	5111145	1							16	14	87.5	11	10	90.9	24	23	95.8										13	10	76.9	8	5	62.5	9	8	88.9		
	THULASIBONE H	2018	5111145	1							9	8	88.9	12	9	75	14	14	100										12	12	100								
	UBOMBO TECHNICAL & COMMERCIAL	2019	5111262	99	83	40	48.2	275	225	81.8	320	186	58.1	260	153	58.8	661	661	100	436	382	87.6	81	70	86.4	436	301	69	427	357	83.6	282	102	36.2	174	101	58		
	UBOMBO TECHNICAL & COMMERCIAL	2018	5111262	99	76	41	53.9	256	217	84.8	313	202	64.5	232	166	71.6	604	603	99.8	391	337	86.2	76	66	86.8	396	304	76.8	391	318	81.3	261	108	41.4	163	112	68.7		
	UMFOLOZI H	2019	5111146	4				35	32	91.4	60	46	76.7	12	12	100	167	167	100	115	82	71.3	51	41	80.4	53	49	92.5	107	93	86.9	48	42	87.5	48	47	97.9		
	UMFOLOZI H	2018	5111146	4	18	12	66.7	26	21	80.8	41	27	65.9	17	15	88.2	146	141	96.6	102	66	64.7	56	46	82.1	50	47	94	78	46	59	68	38	55.9	50	38	76		
	VEZOBALA JS	2019	5111147	2	25	24	96				25	25	100	25	23	92	150	147	98	118	109	92.4				44	42	95.5	73	55	75.3	67	28	41.8	42	39	92.9		
	VEZOBALA JS	2018	5111147	2	22	22	100				29	14	48.3					77	76	98.7	47	35	74.5			43	43	100	27	13	48.1	43	33	76.7	43	38	88.4		
	VUKANI-BANTWANA H	2019	5111343	1													55	55	100					38	31	81.6	52	20	38.5	36	28	77.8	17	8	47.1	17	14	82.4	
	VUKANI-BANTWANA H	2018	5111343	1	16	4	25				14	5	35.7	16	8	50	21	20	95.2				5	5	100	5	3	60	15	10	66.7	6	3	50	2	2	100		
	VULAKWENILE JS	2019	5111251	2	17	8	47.1	30	26	86.7	17	5	29.4	17	11	64.7	123	95	77.2	102	56	54.9	93	48	51.6	30	27	90	71	23	32.4	48	6	12.5	31	16	51.6		
	VULAKWENILE JS	2018	5111251	2	16	13	81.3	18	8	44.4	16	5	31.3	16	14	87.5	85	77	90.6	69	21	30.4	67	53	79.1	18	15	83.3	51	10	19.6	34	4	11.8	17	6	35.3		
	ZAMINTUTHUKO S	2019	5111258	1				27	23	85.2	54	49	90.7				68	61	89.7	31	17	54.8	41	38	92.7	28	19	67.9	35	17	48.6	25	8	32	25	12	48		
	ZAMINTUTHUKO S	2018	5111258	1				31	21	67.7	57	43	75.4				75	62	82.7	25	8	32	44	39	88.6	30	28	93.3	27	16	59.3	27	15	55.6	26	21	80.8		
	ZANDLAZETHU H	2019	5111252	2	16	12	75	30	26	86.7	16	13	81.3	16	6	37.5	79	79	100	57	40	70.2	26	23	88.5	52	31	59.6	37	25	67.6	32	12	37.5	30	16	53.3		
	ZANDLAZETHU H	2018	5111252	2	9	8	88.9	35	30	85.7	9	8	88.9	9	9	100	65	65	100	21	19	90.5	21	21	100	35	33	94.3	21	7	33.3	43	27	62.8	35	32	91.4		
	ZENZELENI S	2019	5111344	2	11	9	81.8	46	40	87	30	25	83.3	11	10	90.9	95	94	98.9	33	29	87.9	34	34	100	45	34	75.6	63	50	79.4	30	19	63.3	30	24	80		
	ZENZELENI S	2018	5111344	2	15	7	46.7	48	41	85.4	37	26	70.3	15	14	93.3	80	80	100	17	14	82.4	17	16	94.1	48	41	85.4	54	34	63	25	15	60	25	16	64		

Province Districts	Centre Name	Year	Centre Number	Quintile	Subject Description																																
					Accounting			Agricultural Sciences			Business Studies			Economics			English First Additional Language			Geography			History			Life Sciences			Mathematical Literacy			Mathematics			Physical Sciences		
					Total Wrote	Achieved30-100%	% Achieved at 30% and Above	Total Wrote	Achieved30-100%	% Achieved at 30% and Above	Total Wrote	Achieved30-100%	% Achieved at 30% and Above	Total Wrote	Achieved30-100%	% Achieved at 30% and Above	Total Wrote	Achieved30-100%	% Achieved at 30% and Above	Total Wrote	Achieved30-100%	% Achieved at 30% and Above	Total Wrote	Achieved30-100%	% Achieved at 30% and Above	Total Wrote	Achieved30-100%	% Achieved at 30% and Above	Total Wrote	Achieved30-100%	% Achieved at 30% and Above	Total Wrote	Achieved30-100%	% Achieved at 30% and Above	Total Wrote	Achieved30-100%	% Achieved at 30% and Above
UMKHANYAKUDE	ZIMELE S	2019	5111350	3	13	12	92.3	36	23	63.9	12	7	58.3				36	35	97.2							34	25	73.5	22	18	81.8	11	6	54.5	10	6	60
	ZIMELE S	2018	5111350	3				25	14	56	15	2	13.3				30	30	100							28	18	64.3	16	13	81.3	10	7	70	10	6	60
	ZOMBIZWE H	2019	5111253	2				25	19	76							45	31	68.9	26	23	88.5				26	16	61.5	19	14	73.7	8	4	50	3	3	100
	ZOMBIZWE H	2018	5111253	2				10	10	100							17	17	100	17	16	94.1				17	14	82.4	6	6	100	11	4	36.4	6	6	100
	ZWILENKOSI JS	2019	5111346	1	13	5	38.5	13	11	84.6	13	11	84.6				13	12	92.3							13	9	69.2				13	1	7.7			
	ZWILENKOSI JS	2018	5111346	1	18	7	38.9	17	14	82.4	17	14	82.4				17	17	100							17	15	88.2				18	0	0			
UMLAZI	ADAMS COLLEGE	2019	5411301	4	130	125	96.2				60	53	88.3	60	57	95	275	275	100	135	133	98.5				198	196	99				260	204	78.5	207	194	93.7
	ADAMS COLLEGE	2018	5411301	4	57	57	100				29	27	93.1	29	29	100	136	136	100	66	64	97				73	72	98.6				116	104	89.7	91	85	93.4
	AFRICAN VISION S	2018	5411243	99	7	3	42.9	5	3	60	20	6	30	13	4	30.8	22	22	100	11	3	27.3	16	12	75	17	6	35.3	26	8	30.8	16	3	18.8	9	3	33.3
	AJ MWELASE S	2019	5411101	4	16	13	81.3				42	24	57.1				78	74	94.9	13	10	76.9				31	18	58.1	28	16	57.1	36	10	27.8	21	16	76.2
	AJ MWELASE S	2018	5411101	4	21	8	38.1				38	14	36.8	19	10	52.6	88	87	98.9	27	11	40.7	21	18	85.7	13	8	61.5	35	15	42.9	36	9	25	20	12	60
	AL-FALAAH COLLEGE	2019	5411201	99	52	52	100				28	28	100				23	23	100							63	63	100	4	4	100	73	73	100	43	43	100
	AL-FALAAH COLLEGE	2018	5411201	99	30	30	100				25	25	100				31	31	100							60	60	100	4	4	100	66	66	100	43	43	100
	AMANZIMTOTI H	2019	5411302	5	16	16	100				57	52	91.2				103	103	100	51	51	100	58	56	96.6	81	81	100	69	62	89.9	40	40	100			
	AMANZIMTOTI H	2018	5411302	5	25	25	100				60	52	86.7	2	1	50				64	64	100	21	21	100	69	68	98.6	51	50	98	79	71	89.9	44	43	97.7
	ANCHORLITE INDEPENDENT	2018	5411250	99	4	2	50				26	10	38.5	5	2	40	14	14	100	22	8	36.4	5	4	80	13	5	38.5	23	13	56.5	11	2	18.2	6	2	33.3
	APOLLO S	2019	5411102	5							34	23	67.6							31	31	100	55	55	100	29	25	86.2	57	54	94.7	30	21	70	22	21	95.5
	APOLLO S	2018	5411102	5	23	19	82.6				52	39	75							33	31	93.9	63	61	96.8	39	36	92.3	56	51	91.1	44	34	77.3	30	24	80
	ARENA PARK S	2019	5411103	5	75	75	100				159	134	84.3	50	44	88				65	64	98.5				104	102	98.1	96	96	100	117	100	85.5	59	58	98.3

Province Districts	Centre Name	Year	Centre Number	Quintile	Subject Description																																
					Accounting			Agricultural Sciences			Business Studies			Economics			English First Additional Language			Geography			History			Life Sciences			Mathematical Literacy			Mathematics			Physical Sciences		
					Total Wrote	Achieved30-100%	% Achieved at 30% and Above	Total Wrote	Achieved30-100%	% Achieved at 30% and Above	Total Wrote	Achieved30-100%	% Achieved at 30% and Above	Total Wrote	Achieved30-100%	% Achieved at 30% and Above	Total Wrote	Achieved30-100%	% Achieved at 30% and Above	Total Wrote	Achieved30-100%	% Achieved at 30% and Above	Total Wrote	Achieved30-100%	% Achieved at 30% and Above	Total Wrote	Achieved30-100%	% Achieved at 30% and Above	Total Wrote	Achieved30-100%	% Achieved at 30% and Above	Total Wrote	Achieved30-100%	% Achieved at 30% and Above			
UMLAZI	ARENA PARK S	2018	5411103	5	55	55	100				118	101	85.6	37	32	86.5				24	24	100				98	97	99	60	59	98.3	116	107	92.2	66	66	100
	ASOKA S	2019	5411104	4							68	25	36.8							69	52	75.4				39	25	64.1	62	40	64.5	24	9	37.5	17	10	58.8
	ASOKA S	2018	5411104	4	19	8	42.1				81	24	29.6							78	50	64.1				74	41	55.4	83	47	56.6	39	16	41	25	13	52
	AVOCA SECONDARY SCHOOL	2019	5411512	5	23	23	100				68	33	48.5							58	34	58.6				74	49	66.2	91	62	68.1	23	10	43.5	23	21	91.3
	AVOCA SECONDARY SCHOOL	2018	5411512	5	47	41	87.2				77	31	40.3							84	45	53.6				104	71	68.3	127	80	63	47	25	53.2	47	31	66
	BECHET S	2019	5411203	5	20	18	90				110	86	78.2							127	119	93.7	109	103	94.5	73	53	72.6	156	141	90.4	26	21	80.8	9	9	100
	BECHET S	2018	5411203	5	18	16	88.9				87	65	74.7							112	101	90.2	96	87	90.6	72	63	87.5	140	119	85	28	18	64.3	16	15	93.8
	BLUFF CHRISTIAN ACADEMY	2019	5411256	99							9	8	88.9													9	9	100	5	5	100	4	4	100	4	4	100
	BLUFF CHRISTIAN ACADEMY	2018	5411256	99							4	4	100													4	4	100	1	1	100	3	3	100	3	3	100
	BONELA S	2019	5411204	4	16	10	62.5				54	21	38.9							18	9	50	52	39	75	40	23	57.5	97	59	60.8	14	7	50	7	7	100
	BONELA S	2018	5411204	4	11	9	81.8				72	30	41.7	12	11	91.7				25	17	68	66	56	84.8	37	28	75.7	123	73	59.3	9	9	100	6	6	100
	BRETTONWOOD H	2019	5411105	5	15	15	100	34	32	94.1	27	17	63	18	16	88.9				59	58	98.3	70	70	100	46	42	91.3	96	92	95.8	37	23	62.2	23	22	95.7
	BRETTONWOOD H	2018	5411105	5	24	23	95.8	28	20	71.4	41	29	70.7	29	28	96.6				46	45	97.8	54	54	100	51	46	90.2	64	59	92.2	62	33	53.2	23	23	100
	BRINDHAVAN S	2019	5411106	4							23	7	30.4							27	19	70.4	24	7	29.2	18	7	38.9	48	26	54.2						
	BRINDHAVAN S	2018	5411106	4																27	21	77.8	35	26	74.3	36	18	50	74	32	43.2	8	4	50	7	4	57.1
	BURNWOOD S	2019	5411205	5	21	14	66.7				69	53	76.8				57	57	100				113	100	88.5	23	22	95.7	131	87	66.4	18	11	61.1	12	10	83.3
	BURNWOOD S	2018	5411205	5	17	10	58.8				104	68	65.4				91	90	98.9	19	14	73.7	122	100	82	34	32	94.1	146	82	56.2	19	5	26.3	11	8	72.7
CAMELOT COLLEGE	2019	5411146	99																3	3	100							6	6	100							





Province Districts	Centre Name	Year	Centre Number	Quintile	Subject Description																																	
					Accounting			Agricultural Sciences			Business Studies			Economics			English First Additional Language			Geography			History			Life Sciences			Mathematical Literacy			Mathematics			Physical Sciences			
					Total Wrote	Achieved30-100%	% Achieved at 30% and Above	Total Wrote	Achieved30-100%	% Achieved at 30% and Above	Total Wrote	Achieved30-100%	% Achieved at 30% and Above	Total Wrote	Achieved30-100%	% Achieved at 30% and Above	Total Wrote	Achieved30-100%	% Achieved at 30% and Above	Total Wrote	Achieved30-100%	% Achieved at 30% and Above	Total Wrote	Achieved30-100%	% Achieved at 30% and Above	Total Wrote	Achieved30-100%	% Achieved at 30% and Above	Total Wrote	Achieved30-100%	% Achieved at 30% and Above	Total Wrote	Achieved30-100%	% Achieved at 30% and Above				
UMLAZI	DANVILLE PARK GIRLS` H	2019	5411211	5	32	32	100				31	30	96.8							78	77	98.7	20	20	100	94	94	100	43	43	100	104	99	95.2	81	81	100	
	DANVILLE PARK GIRLS` H	2018	5411211	5	34	34	100				40	40	100							81	81	100	27	27	100	93	93	100	38	38	100	107	105	98.1	81	80	98.8	
	DLOKO H	2019	5411402	3	6	1	16.7				7	3	42.9	6	2	33.3	56	52	92.9	32	29	90.6	26	26	100	17	14	82.4	15	13	86.7	11	7	63.6	9	8	88.9	
	DLOKO H	2018	5411402	3	3	1	33.3				8	4	50	3	3	100	74	69	93.2	43	22	51.2	37	34	91.9	28	19	67.9	26	12	46.2	13	10	76.9	10	10	100	
	DOKKIES	2019	5511000	99	51	25	49	29	13	44.8	127	52	40.9	73	28	38.4	194	188	96.9	141	74	52.5	82	68	82.9	149	65	43.6	155	80	51.6	140	19	13.6	75	31	41.3	
	DOKKIES	2018	5511000	99	8	4	50				19	9	47.4	14	12	85.7	15	15	100	3	3	100	9	9	100	5	3	60	9	8	88.9	11	4	36.4	1	1	100	
	DR NEMBULA H	2019	5411304	3	12	3	25				14	7	50	15	4	26.7	67	67	100	33	24	72.7	17	12	70.6	26	21	80.8	14	9	64.3	22	6	27.3	17	11	64.7	
	DR NEMBULA H	2018	5411304	3	14	9	64.3				14	10	71.4	15	13	86.7	69	69	100	32	21	65.6	26	20	76.9	36	29	80.6	24	16	66.7	22	9	40.9	11	6	54.5	
	DUMISANI MAKHAYE H	2019	5411143	3	11	2	18.2	62	38	61.3	87	38	43.7	27	15	55.6	154	153	99.4	24	18	75				45	31	68.9	99	66	66.7	29	13	44.8	25	23	92	
	DUMISANI MAKHAYE H	2018	5411143	3	18	6	33.3	95	29	30.5	110	38	34.5	33	21	63.6	166	163	98.2	33	7	21.2				21	20	95.2	125	31	24.8	38	11	28.9	21	21	100	
	DURBAN ACADEMY H	2019	5411212	5	7	7	100				56	51	91.1								26	24	92.3	38	38	100	53	44	83	69	69	100	23	20	87	16	16	100
	DURBAN ACADEMY H	2018	5411212	5	14	11	78.6				57	44	77.2								37	35	94.6	32	31	96.9	56	48	85.7	66	62	93.9	37	23	62.2	22	20	90.9
	DURBAN COMMERCIAL COLLEGE	2018	5411254	99	9	6	66.7	10	2	20	23	11	47.8	15	12	80	46	42	91.3	31	12	38.7	11	7	63.6	26	15	57.7	30	12	40	22	1	4.5	9	6	66.7	
	DURBAN GIRLS` H	2019	5411110	5	77	77	100				49	48	98								68	68	100	82	82	100	214	214	100	60	60	100	164	162	98.8	78	78	100
	DURBAN GIRLS` H	2018	5411110	5	70	70	100				47	46	97.9								70	70	100	75	75	100	201	201	100	77	77	100	143	143	100	81	81	100
	DURBAN GIRLS` S	2019	5411214	5	20	20	100				57	39	68.4				39	39	100	78	76	97.4	74	74	100	105	98	93.3	124	105	84.7	52	47	90.4	24	17	70.8	
	DURBAN GIRLS` S	2018	5411214	5							49	17	34.7				30	30	100	55	55	100	71	71	100	54	54	100	71	61	85.9	47	31	66	20	19	95	
	DURBAN H	2019	5411215	5	32	30	93.8				78	66	84.6	19	19	100					31	31	100	66	66	100	65	64	98.5	67	67	100	95	90	94.7	70	69	98.6

Province Districts	Centre Name	Year	Centre Number	Quintile	Subject Description																																
					Accounting			Agricultural Sciences			Business Studies			Economics			English First Additional Language			Geography			History			Life Sciences			Mathematical Literacy			Mathematics			Physical Sciences		
					Total Wrote	Achieved30-100%	% Achieved at 30% and Above	Total Wrote	Achieved30-100%	% Achieved at 30% and Above	Total Wrote	Achieved30-100%	% Achieved at 30% and Above	Total Wrote	Achieved30-100%	% Achieved at 30% and Above	Total Wrote	Achieved30-100%	% Achieved at 30% and Above	Total Wrote	Achieved30-100%	% Achieved at 30% and Above	Total Wrote	Achieved30-100%	% Achieved at 30% and Above	Total Wrote	Achieved30-100%	% Achieved at 30% and Above	Total Wrote	Achieved30-100%	% Achieved at 30% and Above	Total Wrote	Achieved30-100%	% Achieved at 30% and Above	Total Wrote	Achieved30-100%	% Achieved at 30% and Above
UMLAZI	DURBAN H	2018	5411215	5	48	48	100				97	82	84.5	30	30	100				35	32	91.4	83	83	100	61	58	95.1	58	53	91.4	128	115	89.8	84	79	94
	DURBAN MATRIC & FET ACADEMY	2019	5411253	99							10	6	60				4	4	100	11	9	81.8	8	7	87.5	4	2	50	12	9	75	0	0		0	0	
	DURBAN NORTH COLLEGE	2019	5411216	5	14	14	100				27	22	81.5				10	10	100	29	29	100				33	32	97	38	38	100	26	24	92.3	19	18	94.7
	DURBAN NORTH COLLEGE	2018	5411216	5	20	20	100				31	21	67.7				5	5	100	34	33	97.1				30	30	100	37	37	100	35	32	91.4	20	17	85
	EDEN COLLEGE DURBAN	2019	5411108	99	9	9	100				11	11	100							8	8	100	11	11	100	21	21	100	2	2	100	32	32	100	23	23	100
	EFFINGHAM S	2019	5411217	4	24	24	100				62	49	79	40	34	85				51	47	92.2				53	47	88.7	64	60	93.8	51	36	70.6	31	31	100
	EFFINGHAM S	2018	5411217	4	26	25	96.2				77	65	84.4	54	52	96.3				65	63	96.9				59	59	100	73	67	91.8	57	42	73.7	33	32	97
	EKWAZINI H	2019	5411403	4	16	14	87.5				25	22	88	22	19	86.4	123	117	95.1	46	32	69.6	74	60	81.1	25	23	92	73	55	75.3	41	14	34.1	25	22	88
	EKWAZINI H	2018	5411403	4	21	18	85.7				26	21	80.8	26	25	96.2	153	149	97.4	102	33	32.4	99	82	82.8	25	22	88	97	43	44.3	47	10	21.3	25	24	96
	EMBIZWENI H	2019	5411404	3	8	8	100				5	4	80	14	7	50	112	112	100	88	67	76.1	29	28	96.6	81	63	77.8	12	12	100	82	35	42.7	55	41	74.5
	EMBIZWENI H	2018	5411404	3	13	12	92.3				12	10	83.3	46	37	80.4	138	137	99.3	116	64	55.2	27	26	96.3	93	65	69.9	34	21	61.8	105	32	30.5	66	33	50
	ENALENI S	2019	5411405	4	8	2	25				32	1	3.1	30	3	10	107	105	98.1	56	25	44.6	55	49	89.1	39	7	17.9	77	37	48.1	23	2	8.7	14	1	7.1
	ENALENI S	2018	5411405	4	14	8	57.1				27	5	18.5	35	10	28.6	114	114	100	62	12	19.4	62	47	75.8	44	17	38.6	79	23	29.1	24	3	12.5	11	6	54.5
	ESIZIBENI SIVANANDA VASWANI COMP H	2019	5411306	3	8	7	87.5				14	11	78.6	13	7	53.8	223	205	91.9	135	86	63.7	74	55	74.3	89	60	67.4	76	51	67.1	47	38	80.9	43	31	72.1
	ESIZIBENI SIVANANDA VASWANI COMP H	2018	5411306	3	11	6	54.5				80	40	50	55	20	36.4	277	249	89.9	151	56	37.1	94	78	83	113	57	50.4	89	36	40.4	39	23	59	34	20	58.8
	FAIRVALE S	2019	5411218	5	36	14	38.9				105	70	66.7	22	11	50				61	42	68.9	65	62	95.4	95	63	66.3	104	97	93.3	45	24	53.3	40	27	67.5
	FAIRVALE S	2018	5411218	5	23	20	87				68	51	75	25	22	88				36	29	80.6	51	47	92.2	67	53	79.1	62	57	91.9	58	29	50	41	28	68.3

Province Districts	Centre Name	Year	Centre Number	Quintile	Subject Description																																		
					Accounting			Agricultural Sciences			Business Studies			Economics			English First Additional Language			Geography			History			Life Sciences			Mathematical Literacy			Mathematics			Physical Sciences				
					Total Wrote	Achieved30-100%	% Achieved at 30% and Above	Total Wrote	Achieved30-100%	% Achieved at 30% and Above	Total Wrote	Achieved30-100%	% Achieved at 30% and Above	Total Wrote	Achieved30-100%	% Achieved at 30% and Above	Total Wrote	Achieved30-100%	% Achieved at 30% and Above	Total Wrote	Achieved30-100%	% Achieved at 30% and Above	Total Wrote	Achieved30-100%	% Achieved at 30% and Above	Total Wrote	Achieved30-100%	% Achieved at 30% and Above	Total Wrote	Achieved30-100%	% Achieved at 30% and Above	Total Wrote	Achieved30-100%	% Achieved at 30% and Above					
UMLAZI	FOLWENI H	2019	5411307	3	18	7	38.9	27	20	74.1	19	13	68.4	26	19	73.1	173	173	100	67	41	61.2	62	47	75.8	25	19	76	46	20	43.5	60	11	18.3	24	20	83.3		
	FOLWENI H	2018	5411307	3	10	7	70	37	20	54.1	14	10	71.4	14	11	78.6	128	127	99.2	36	14	38.9	34	34	100	40	29	72.5	27	17	63	55	14	25.5	41	21	51.2		
	FUNDINDUKU S	2019	5411308	3	6	2	33.3	50	13	26	57	9	15.8	14	3	21.4	107	81	75.7				49	6	12.2	48	16	33.3	39	2	5.1	63	0	0	48	3	6.3		
	FUNDINDUKU S	2018	5411308	3	13	2	15.4	37	10	27	25	7	28	17	6	35.3	71	66	93							41	16	39	0	0		45	2	4.4	37	9	24.3		
	FUTURA H	2019	5411219	99	6	5	83.3	7	6	85.7	47	21	44.7	18	10	55.6	46	46	100	58	46	79.3	10	8	80	59	32	54.2	44	30	68.2	38	14	36.8	30	19	63.3		
	FUTURA H	2018	5411219	99	16	13	81.3	10	10	100	56	32	57.1	31	18	58.1	73	73	100	58	41	70.7	16	15	93.8	69	53	76.8	49	34	69.4	53	22	41.5	36	18	50		
	GANGES S	2019	5411406	4	21	14	66.7				124	61	49.2	21	16	76.2				95	86	90.5	55	54	98.2	63	43	68.3	135	98	72.6	45	18	40	31	24	77.4		
	GANGES S	2018	5411406	4	41	21	51.2				132	53	40.2	27	19	70.4				79	64	81	65	63	96.9	61	38	62.3	138	86	62.3	46	19	41.3	30	15	50		
	GEORGE CAMPBELL TECHNICAL H	2019	5411220	5																																			
	GEORGE CAMPBELL TECHNICAL H	2018	5411220	5																																			
	GLENOVER S	2019	5411111	5								14	10	71.4																									
	GLENOVER S	2018	5411111	5								40	8	20																									
	GLENWOOD H	2019	5411112	5	40	38	95					68	56	82.4						112	111	99.1	51	51	100	38	37	97.4	55	55	100	106	89	84	65	62	95.4		
	GLENWOOD H	2018	5411112	5	41	41	100					86	73	84.9						131	128	97.7	76	76	100	55	54	98.2	64	62	96.9	131	114	87	84	75	89.3		
	GROSVENOR BOYS` H	2019	5411221	5	24	21	87.5					39	26	66.7						17	17	100				38	22	57.9	27	25	92.6	58	28	48.3	34	21	61.8		
	GROSVENOR BOYS` H	2018	5411221	5	13	12	92.3					25	14	56						18	18	100				38	29	76.3	22	21	95.5	49	19	38.8	30	14	46.7		
	GROSVENOR GIRLS` H	2019	5411222	5	21	18	85.7					79	67	84.8						40	38	95	53	53	100	76	60	78.9	67	66	98.5	60	45	75	31	30	96.8		
	GROSVENOR GIRLS` H	2018	5411222	5	14	13	92.9					63	50	79.4						31	27	87.1	73	72	98.6	94	88	93.6	79	78	98.7	47	39	83	25	24	96		
	HAMILTON MAKHANYA S	2019	5411309	3	10	7	70					14	10	71.4	13	7	53.8	48	48	100	27	16	59.3	18	18	100	28	12	42.9	13	11	84.6	21	9	42.9	9	7	77.8	

Province Districts	Centre Name	Year	Centre Number	Quintile	Subject Description																																			
					Accounting			Agricultural Sciences			Business Studies			Economics			English First Additional Language			Geography			History			Life Sciences			Mathematical Literacy			Mathematics			Physical Sciences					
					Total Wrote	Achieved30-100%	% Achieved at 30% and Above	Total Wrote	Achieved30-100%	% Achieved at 30% and Above	Total Wrote	Achieved30-100%	% Achieved at 30% and Above	Total Wrote	Achieved30-100%	% Achieved at 30% and Above	Total Wrote	Achieved30-100%	% Achieved at 30% and Above	Total Wrote	Achieved30-100%	% Achieved at 30% and Above	Total Wrote	Achieved30-100%	% Achieved at 30% and Above	Total Wrote	Achieved30-100%	% Achieved at 30% and Above	Total Wrote	Achieved30-100%	% Achieved at 30% and Above	Total Wrote	Achieved30-100%	% Achieved at 30% and Above						
UMLAZI	HAMILTON MAKHANYA S	2018	5411309	3	20	7	35				34	22	64.7	12	10	83.3	60	55	91.7				17	17	100	41	20	48.8	20	13	65	17	5	29.4	11	8	72.7			
	HILLGROVE S	2019	5411223	5	19	15	78.9				109	64	58.7				138	138	100	65	48	73.8	25	25	100	92	59	64.1	128	100	78.1	28	28	100	25	25	100			
	HILLGROVE S	2018	5411223	5	14	12	85.7				97	42	43.3				74	74	100	63	47	74.6	41	40	97.6	87	68	78.2	118	95	80.5	21	19	90.5	27	19	70.4			
	HOLY FAMILY COLLEGE	2019	5411142	99	6	6	100				13	13	100							11	10	90.9	10	10	100	14	13	92.9	14	14	100	13	12	92.3	8	8	100			
	HOLY FAMILY COLLEGE	2018	5411142	99	22	21	95.5				29	28	96.6							19	19	100	23	23	100	32	32	100	11	11	100	51	49	96.1	40	40	100			
	HUNT ROAD S	2019	5411224	5	19	13	68.4				21	21	100	22	14	63.6				64	59	92.2	24	24	100	38	36	94.7	24	22	91.7	55	38	69.1	36	30	83.3			
	HUNT ROAD S	2018	5411224	5	51	34	66.7				27	22	81.5	27	24	88.9				24	21	87.5	24	20	83.3	24	24	100	23	22	95.7	49	28	57.1	23	22	95.7			
	ICESA MATRIC SCHOOL	2019	5411246	99	5	4	80	2	2	100	12	7	58.3	7	5	71.4	10	10	100	9	7	77.8	8	6	75	4	4	100	14	11	78.6	12	3	25	8	3	37.5			
	ICESA MATRIC SCHOOL	2018	5411246	99	6	1	16.7	3	1	33.3	13	3	23.1	2	2	100	10	9	90	10	5	50	12	8	66.7	7	2	28.6	14	7	50	11	3	27.3	5	2	40			
	IGAGASI H	2019	5411407	4	19	19	100				47	24	51.1	26	24	92.3	137	135	98.5	48	44	91.7	74	70	94.6	34	25	73.5	33	18	54.5	59	18	30.5	27	17	63			
	IGAGASI H	2018	5411407	4	9	6	66.7				19	16	84.2	17	13	76.5	158	150	94.9	90	70	77.8	79	63	79.7	51	36	70.6	50	31	62	54	24	44.4	39	14	35.9			
	IHSAAN BOYS` COLLEGE	2019	5411113	99	3	3	100				10	10	100							9	9	100				2	2	100	7	7	100	4	3	75	2	2	100			
	IHSAAN BOYS` COLLEGE	2018	5411113	99	5	5	100				8	3	37.5							10	10	100				2	2	100	4	4	100	6	3	50						
	IHSAAN GIRLS` COLLEGE	2019	5411114	99	13	13	100				24	24	100							20	19	95				22	22	100	13	13	100	20	18	90	9	9	100			
	IHSAAN GIRLS` COLLEGE	2018	5411114	99	16	16	100				33	31	93.9							18	18	100				33	33	100	15	15	100	33	24	72.7	15	14	93.3			
	INTUITION COLLEGE	2019	5411255	99							10	2	20	1	0	0	9	9	100	6	5	83.3	3	2	66.7	8	1	12.5	10	5	50	3	0	0	3	1	33.3			
	INTUITION COLLEGE	2018	5411255	99							2	0	0							1	1	100	2	1	50	1	1	100	2	0	0	1	1	100	2	0	0	1	0	0
	ISIPINGO S	2019	5411409	4	34	31	91.2				31	16	51.6							105	98	93.3				108	95	88	70	66	94.3	69	66	95.7	69	67	97.1			
	ISIPINGO S	2018	5411409	4	31	27	87.1				73	28	38.4							62	48	77.4	34	33	97.1	99	87	87.9	96	84	87.5	60	54	90	60	53	88.3			

Province Districts	Centre Name	Year	Centre Number	Quintile	Subject Description																																
					Accounting			Agricultural Sciences			Business Studies			Economics			English First Additional Language			Geography			History			Life Sciences			Mathematical Literacy			Mathematics			Physical Sciences		
					Total Wrote	Achieved30-100%	% Achieved at 30% and Above	Total Wrote	Achieved30-100%	% Achieved at 30% and Above	Total Wrote	Achieved30-100%	% Achieved at 30% and Above	Total Wrote	Achieved30-100%	% Achieved at 30% and Above	Total Wrote	Achieved30-100%	% Achieved at 30% and Above	Total Wrote	Achieved30-100%	% Achieved at 30% and Above	Total Wrote	Achieved30-100%	% Achieved at 30% and Above	Total Wrote	Achieved30-100%	% Achieved at 30% and Above	Total Wrote	Achieved30-100%	% Achieved at 30% and Above	Total Wrote	Achieved30-100%	% Achieved at 30% and Above	Total Wrote	Achieved30-100%	% Achieved at 30% and Above
UMLAZI	ISISUSA S	2019	5411311	1	15	10	66.7				18	17	94.4	47	24	51.1	49	37	75.5	15	3	20	31	28	90.3	45	21	46.7	14	4	28.6	14	1	7.1			
	ISISUSA S	2018	5411311	1	20	11	55				22	21	95.5	46	39	84.8	48	33	68.8	24	4	16.7	28	22	78.6	47	24	51.1	25	8	32	20	1	5			
	ISLAMIC DAWAH COLLEGE	2019	5411249	99	3	3	100				20	15	75	20	16	80	20	20	100				17	17	100				12	10	83.3	8	3	37.5			
	ISOLEMAMBA S	2019	5411312	2	31	30	96.8				87	75	86.2	31	31	100	174	172	98.9	87	61	70.1	100	80	80	143	118	82.5	76	46	60.5	98	74	75.5	43	43	100
	ISOLEMAMBA S	2018	5411312	2	15	15	100	0	0		15	6	40	15	14	93.3	103	102	99	87	57	65.5	28	27	96.4	88	85	96.6				103	86	83.5	60	60	100
	KHARWASTAN S	2019	5411115	5	55	47	85.5				101	85	84.2	41	32	78				89	87	97.8	74	74	100	105	95	90.5	59	58	98.3	140	106	75.7	74	74	100
	KHARWASTAN S	2018	5411115	5	44	43	97.7				78	63	80.8	32	32	100				40	38	95	51	51	100	87	86	98.9	35	35	100	117	84	71.8	61	61	100
	KING SHAKA H	2019	5411116	4	20	10	50	8	7	87.5	35	28	80	14	9	64.3	84	84	100	23	15	65.2	31	28	90.3	46	35	76.1	41	27	65.9	36	18	50	24	22	91.7
	KING SHAKA H	2018	5411116	4	12	8	66.7	18	14	77.8	38	15	39.5	11	11	100	106	94	88.7	23	12	52.2	35	32	91.4	51	32	62.7	46	17	37	38	8	21.1	28	12	42.9
	KINGSWAY H	2019	5411314	5	36	36	100				66	63	95.5							53	53	100	65	65	100	141	133	94.3	47	47	100	151	136	90.1	101	95	94.1
	KINGSWAY H	2018	5411314	5	39	38	97.4				61	61	100							50	50	100	58	58	100	130	128	98.5	40	40	100	157	143	91.1	113	108	95.6
	KUSWAG	2019	5411315	5	7	7	100				19	15	78.9				67	67	100	20	20	100	22	22	100	19	17	89.5	46	46	100	21	21	100	10	10	100
	KUSWAG	2018	5411315	5	5	5	100				25	16	64				60	60	100	18	18	100	17	17	100	11	11	100	48	48	100	14	14	100	5	5	100
	KWAMAKHUTHA COMPREHENSIVE H	2019	5411316	4	35	32	91.4				35	26	74.3	36	25	69.4	130	130	100	39	28	71.8	39	39	100	36	33	91.7	39	22	56.4	77	16	20.8	41	34	82.9
	KWAMAKHUTHA COMPREHENSIVE H	2018	5411316	4	46	36	78.3				69	31	44.9	51	40	78.4	261	256	98.1	66	24	36.4	82	80	97.6	58	49	84.5	64	30	46.9	102	24	23.5	57	42	73.7
	KWAMATHANDA H	2019	5411410	4	13	7	53.8				18	18	100	13	11	84.6	55	54	98.2	29	20	69	28	24	85.7	28	18	64.3	18	12	66.7	22	5	22.7	15	7	46.7
	KWAMATHANDA H	2018	5411410	4							29	7	24.1	12	8	66.7	77	76	98.7	37	33	89.2	14	14	100	27	24	88.9	22	15	68.2	12	12	100	16	14	87.5
KWAMGAGA H	2019	5411411	4	8	3	37.5	74	37	50	92	66	71.7	8	8	100	106	104	98.1	80	63	78.8	14	14	100	47	32	68.1	33	23	69.7	49	6	12.2	14	13	92.9	
KWAMGAGA H	2018	5411411	4	16	11	68.8	66	22	33.3	65	45	69.2	16	15	93.8	92	92	100	64	44	68.8	22	18	81.8	47	31	66	32	19	59.4	50	9	18	23	15	65.2	





Province Districts	Centre Name	Year	Centre Number	Quintile	Subject Description																																		
					Accounting			Agricultural Sciences			Business Studies			Economics			English First Additional Language			Geography			History			Life Sciences			Mathematical Literacy			Mathematics			Physical Sciences				
					Total Wrote	Achieved30-100%	% Achieved at 30% and Above	Total Wrote	Achieved30-100%	% Achieved at 30% and Above	Total Wrote	Achieved30-100%	% Achieved at 30% and Above	Total Wrote	Achieved30-100%	% Achieved at 30% and Above	Total Wrote	Achieved30-100%	% Achieved at 30% and Above	Total Wrote	Achieved30-100%	% Achieved at 30% and Above	Total Wrote	Achieved30-100%	% Achieved at 30% and Above	Total Wrote	Achieved30-100%	% Achieved at 30% and Above	Total Wrote	Achieved30-100%	% Achieved at 30% and Above	Total Wrote	Achieved30-100%	% Achieved at 30% and Above	Total Wrote	Achieved30-100%	% Achieved at 30% and Above		
UMLAZI	MASON LINCOLN SPECIAL	2018	5411414	99	7	6	85.7				8	6	75	9	7	77.8	9	9	100														8	1	12.5				
	MATHINTA SECONDARY SCHOOL	2019	5411744	3	7	7	100	19	13	68.4	10	10	100	10	9	90	82	77	93.9	23	21	91.3	16	16	100	13	11	84.6	25	17	68	14	2	14.3	6	6	100		
	MATHINTA SECONDARY SCHOOL	2018	5411744	3	15	13	86.7	18	12	66.7	42	14	33.3	22	15	68.2	124	120	96.8	22	17	77.3	48	32	66.7	10	10	100	26	12	46.2	23	2	8.7	7	7	100		
	MAYVILLE S	2019	5411226	3	19	15	78.9				19	11	57.9	25	13	52	114	109	95.6	21	15	71.4	20	19	95	25	10	40	60	42	70	30	5	16.7	15	14	93.3		
	MAYVILLE S	2018	5411226	3	14	10	71.4				12	9	75	15	12	80	94	92	97.9	18	11	61.1	22	19	86.4	32	16	50	50	34	68	25	15	60	15	15	100		
	MBAMBANGWE S	2019	5411319	3	12	7	58.3				12	5	41.7	12	6	50	79	79	100	63	51	81	38	34	89.5	63	31	49.2	36	23	63.9	41	17	41.5	27	15	55.6		
	MBAMBANGWE S	2018	5411319	3	16	10	62.5				15	8	53.3	17	8	47.1	69	66	95.7	39	25	64.1	29	18	62.1	39	25	64.1	29	12	41.4	42	8	19	25	9	36		
	MCOTHOYI S	2019	5411320	3							23	8	34.8																										
	MCOTHOYI S	2018	5411320	3																																			
	MEADOWLANDS S	2019	5411121	5	18	16	88.9				72	53	73.6																										
	MEADOWLANDS S	2018	5411121	5	33	26	78.8				53	40	75.5																										
	MENZI H	2019	5411415	4	70	70	100				28	28	100	24	24	100	151	151	100	86	85	98.8	36	36	100	127	126	99.2	37	36	97.3	115	113	98.3	91	91	100		
	MENZI H	2018	5411415	4	95	95	100				48	48	100	48	48	100	212	212	100	117	117	100	54	54	100	164	162	98.8	54	54	100	158	145	91.8	110	110	100		
	MEREBANK S	2019	5411416	5	57	57	100				80	66	82.5	60	42	70				15	15	100	41	41	100	91	77	84.6	97	95	97.9	89	73	82	50	50	100		
	MEREBANK S	2018	5411416	5	59	57	96.6				77	68	88.3	54	50	92.6				27	25	92.6	29	29	100	82	75	91.5	85	78	91.8	96	76	79.2	66	62	93.9		
	MHAWU H	2019	5411321	3	18	9	50				11	7	63.6	10	9	90	82	80	97.6	45	37	82.2	34	32	94.1	11	9	81.8	30	17	56.7	28	10	35.7	16	8	50		
	MHAWU H	2018	5411321	3	11	8	72.7				14	7	50	6	6	100	60	60	100	20	17	85	18	18	100	22	15	68.2	12	6	50	15	2	13.3	9	4	44.4		
MNGANIWAKHE S	2019	5411322	3																																				



Province Districts	Centre Name	Year	Centre Number	Quintile	Subject Description																																							
					Accounting			Agricultural Sciences			Business Studies			Economics			English First Additional Language			Geography			History			Life Sciences			Mathematical Literacy			Mathematics			Physical Sciences									
					Total Wrote	Achieved30-100%	% Achieved at 30% and Above	Total Wrote	Achieved30-100%	% Achieved at 30% and Above	Total Wrote	Achieved30-100%	% Achieved at 30% and Above	Total Wrote	Achieved30-100%	% Achieved at 30% and Above	Total Wrote	Achieved30-100%	% Achieved at 30% and Above	Total Wrote	Achieved30-100%	% Achieved at 30% and Above	Total Wrote	Achieved30-100%	% Achieved at 30% and Above	Total Wrote	Achieved30-100%	% Achieved at 30% and Above	Total Wrote	Achieved30-100%	% Achieved at 30% and Above	Total Wrote	Achieved30-100%	% Achieved at 30% and Above										
UMLAZI	MNGANIWAKHE S	2018	5411322	3											33	30	90.9	27	18	66.7	19	19	100	13	9	69.2	19	7	36.8	9	2	22.2	9	4	44.4									
	MONTARENA S	2019	5411122	4					12	9	75							14	14	100	20	19	95	31	19	61.3	54	36	66.7	9	3	33.3	9	8	88.9									
	MONTARENA S	2018	5411122	4					28	9	32.1							24	13	54.2	24	23	95.8	32	17	53.1	57	28	49.1	15	8	53.3	13	9	69.2									
	MOWAT PARK H	2019	5411417	5	14	11	78.6										52	33	63.5	5	4	80																						
	MOWAT PARK H	2018	5411417	5	11	8	72.7										44	29	65.9	6	6	100																						
	MTHAMBO H	2019	5411323	2	9	1	11.1										10	2	20	10	2	20	10	9	90																			
	MTHAMBO H	2018	5411323	2	8	0	0										19	9	47.4	21	6	28.6	23	16	69.6																			
	MZIWAMANDLA H	2019	5411418	4	35	8	22.9										47	16	34	14	4	28.6	114	92	80.7	36	12	33.3	25	14	56	25	9	36	31	10	32.3	48	4	8.3	29	7	24.1	
	MZIWAMANDLA H	2018	5411418	4	31	7	22.6										76	10	13.2	22	12	54.5	107	97	90.7	45	10	22.2	39	18	46.2	15	8	53.3	55	16	29.1	48	8	16.7	24	8	33.3	
	NATHANIEL SABELO S	2019	5411324	3	4	2	50										7	5	71.4																									
	NATHANIEL SABELO S	2018	5411324	3	4	0	0										20	7	35																									
	NDEYA ZENEX S	2019	5411325	3	16	0	0										35	9	25.7	32	12	37.5	42	42	100																			
	NDEYA ZENEX S	2018	5411325	3	18	3	16.7										31	5	16.1	27	14	51.9	58	52	89.7																			
	NDONYELA JS	2018	5411326	3	3	1	33.3										19	3	15.8	19	4	21.1	19	11	57.9																			
	NDUKWENHLE H	2019	5411419	4	3	3	100										3	3	100	3	2	66.7	43	43	100	32	29	90.6	26	23	88.5	31	23	74.2	20	13	65	13	5	38.5	12	7	58.3	
	NDUKWENHLE H	2018	5411419	4	2	1	50										4	1	25	5	2	40	73	71	97.3	65	34	52.3	33	29	87.9	63	32	50.8	30	11	36.7	32	14	43.8	30	17	56.7	
	NEW FOREST H	2019	5411420	5	33	33	100										84	81	96.4																									
	NEW FOREST H	2018	5411420	5	24	24	100										95	84	88.4																									
	NEW WEST S	2019	5411227	5	59	41	69.5										99	42	42.4	26	17	65.4																						
	NEW WEST S	2018	5411227	5	85	60	70.6										45	27	60	39	29	74.4																						

Province Districts	Centre Name	Year	Centre Number	Quintile	Subject Description																																	
					Accounting			Agricultural Sciences			Business Studies			Economics			English First Additional Language			Geography			History			Life Sciences			Mathematical Literacy			Mathematics			Physical Sciences			
					Total Wrote	Achieved30-100%	% Achieved at 30% and Above	Total Wrote	Achieved30-100%	% Achieved at 30% and Above	Total Wrote	Achieved30-100%	% Achieved at 30% and Above	Total Wrote	Achieved30-100%	% Achieved at 30% and Above	Total Wrote	Achieved30-100%	% Achieved at 30% and Above	Total Wrote	Achieved30-100%	% Achieved at 30% and Above	Total Wrote	Achieved30-100%	% Achieved at 30% and Above	Total Wrote	Achieved30-100%	% Achieved at 30% and Above	Total Wrote	Achieved30-100%	% Achieved at 30% and Above	Total Wrote	Achieved30-100%	% Achieved at 30% and Above				
UMLAZI	NEWHAVEN S	2019	5411123	4	10	10	100				62	30	48.4								58	58	100	41	40	97.6	43	42	97.7	32	23	71.9	18	18	100			
	NEWHAVEN S	2018	5411123	4	21	18	85.7				85	58	68.2								39	38	97.4	17	17	100	63	57	90.5	53	51	96.2	39	21	53.8	11	11	100
	NOMAVIMBELA H	2019	5411327	2				26	20	76.9	10	10	100	7	7	100	40	38	95				23	17	73.9	9	9	100	14	14	100	9	8	88.9	8	8	100	
	NOMAVIMBELA H	2018	5411327	2	5	1	20	36	24	66.7	12	10	83.3	5	5	100	53	52	98.1				19	19	100	31	23	74.2	21	11	52.4	21	13	61.9	19	16	84.2	
	NORTHLANDS GIRLS` H	2019	5411228	5	19	19	100				53	51	96.2								35	35	100	23	23	100	69	69	100	42	42	100	89	77	86.5	56	56	100
	NORTHLANDS GIRLS` H	2018	5411228	5	29	29	100				63	61	96.8								32	32	100	45	45	100	68	68	100	38	38	100	101	98	97	60	60	100
	NORTHWOOD H	2019	5411229	5	52	52	100				91	77	84.6	30	29	96.7					98	97	99	52	52	100	78	76	97.4	82	82	100	118	113	95.8	92	91	98.9
	NORTHWOOD H	2018	5411229	5	33	33	100				66	44	66.7	26	26	100					57	57	100	58	57	98.3	78	72	92.3	72	72	100	96	93	96.9	83	81	97.6
	NTWENHLE S	2019	5411328	3							16	15	93.8	14	14	100	49	49	100	21	20	95.2	27	27	100	19	17	89.5	16	15	93.8	18	2	11.1	5	3	60	
	NTWENHLE S	2018	5411328	3	11	4	36.4				13	10	76.9	12	9	75	65	64	98.5	25	13	52	27	24	88.9	29	15	51.7	16	9	56.3	28	9	32.1	13	9	69.2	
	NWABI H	2019	5411329	3	16	16	100				22	19	86.4				67	67	100	26	24	92.3				59	43	72.9	13	12	92.3	24	17	70.8	19	19	100	
	NWABI H	2018	5411329	3	21	5	23.8				30	16	53.3				69	69	100	40	30	75				68	56	82.4	29	14	48.3	31	15	48.4	30	15	50	
	OAKRIDGE COLLEGE	2019	5411230	99							12	11	91.7								5	5	100	6	6	100	11	11	100	7	7	100	12	11	91.7	8	7	87.5
	OAKRIDGE COLLEGE	2018	5411230	99							16	7	43.8								7	7	100	8	8	100	7	7	100	10	10	100	11	10	90.9	5	5	100
	OGWINI COMPREHENSIVE	2019	5411421	4	55	30	54.5	223	118	52.9	148	63	42.6	43	28	65.1	537	533	99.3	133	85	63.9	212	180	84.9	302	113	37.4				505	71	14.1	289	93	32.2	
	OGWINI COMPREHENSIVE	2018	5411421	4	63	39	61.9	165	89	53.9	87	35	40.2	37	34	91.9	538	537	99.8	218	121	55.5	256	220	85.9	375	153	40.8				528	79	15	319	77	24.1	
	OKUMHLOPHE SS	2019	5411422	4	15	13	86.7				15	13	86.7	12	9	75	174	174	100	118	67	56.8	108	93	86.1	93	56	60.2	79	50	63.3	57	19	33.3	46	37	80.4	
	OKUMHLOPHE SS	2018	5411422	4	25	21	84				26	20	76.9	26	21	80.8	180	175	97.2	132	87	65.9	100	87	87	101	70	69.3	107	61	57	64	28	43.8	40	38	95	
OPEN AIR	2019	5411124	99	3	3	100				7	7	100										2	2	100	7	2	28.6	13	13	100	4	1	25					

Province Districts	Centre Name	Year	Centre Number	Quintile	Subject Description																																
					Accounting			Agricultural Sciences			Business Studies			Economics			English First Additional Language			Geography			History			Life Sciences			Mathematical Literacy			Mathematics			Physical Sciences		
					Total Wrote	Achieved30-100%	% Achieved at 30% and Above	Total Wrote	Achieved30-100%	% Achieved at 30% and Above	Total Wrote	Achieved30-100%	% Achieved at 30% and Above	Total Wrote	Achieved30-100%	% Achieved at 30% and Above	Total Wrote	Achieved30-100%	% Achieved at 30% and Above	Total Wrote	Achieved30-100%	% Achieved at 30% and Above	Total Wrote	Achieved30-100%	% Achieved at 30% and Above	Total Wrote	Achieved30-100%	% Achieved at 30% and Above	Total Wrote	Achieved30-100%	% Achieved at 30% and Above	Total Wrote	Achieved30-100%	% Achieved at 30% and Above			
UMLAZI	OPEN AIR	2018	5411124	99	5	5	100				11	11	100							12	12	100	10	8	80	12	11	91.7	4	3	75	3	3	100			
	ORIENT ISLAMIC	2019	5411231	99	68	68	100				58	58	100	19	19	100				45	45	100				89	88	98.9	33	33	100	85	84	98.8	62	62	100
	ORIENT ISLAMIC	2018	5411231	99	35	35	100				46	44	95.7	16	16	100				41	41	100				57	57	100	18	18	100	64	64	100	37	37	100
	OVERPORT S	2019	5411232	5	18	15	83.3				92	67	72.8	64	55	85.9				63	58	92.1	45	45	100	49	38	77.6	111	108	97.3	22	13	59.1	19	12	63.2
	OVERPORT S	2018	5411232	5	26	20	76.9				101	62	61.4	25	21	84				85	73	85.9	95	94	98.9	70	62	88.6	156	124	79.5	22	19	86.4	19	14	73.7
	PARKHILL S	2019	5411233	5	16	15	93.8				80	53	66.3	96	67	69.8				50	38	76	115	113	98.3	84	50	59.5	129	110	85.3	32	23	71.9	21	18	85.7
	PARKHILL S	2018	5411233	5	18	15	83.3				87	55	63.2	111	103	92.8				41	31	75.6	88	88	100	106	80	75.5	124	107	86.3	40	24	60	21	16	76.2
	PHAKATHI SECONDARY	2019	5411148	3	24	17	70.8	38	26	68.4	26	23	88.5	25	21	84	120	118	98.3	22	16	72.7	51	43	84.3	59	27	45.8	40	25	62.5	53	13	24.5	35	22	62.9
	PHAKATHI SECONDARY	2018	5411148	3	46	26	56.5	38	26	68.4	48	37	77.1	47	31	66	190	185	97.4	46	12	26.1	86	68	79.1	81	35	43.2	66	16	24.2	80	15	18.8	38	27	71.1
	PHAMBILI H	2019	5411424	5	47	30	63.8	42	32	76.2	138	58	42	63	46	73	316	313	99.1	203	142	70	174	164	94.3	189	148	78.3	191	144	75.4	169	46	27.2	135	65	48.1
	PHAMBILI H	2018	5411424	5	61	37	60.7				135	59	43.7	104	72	69.2	369	358	97	187	116	62	152	126	82.9	222	176	79.3	198	114	57.6	206	41	19.9	133	54	40.6
	PORT NATAL	2019	5411125	5	5	4	80				11	8	72.7				46	46	100	4	4	100	6	6	100	21	15	71.4	36	36	100	10	10	100	7	3	42.9
	PORT NATAL	2018	5411125	5	11	11	100				13	10	76.9				49	49	100	8	8	100	9	9	100	16	16	100	28	28	100	21	14	66.7	9	8	88.9
	PR PATHER S	2019	5411423	5	14	11	78.6				80	61	76.3	55	50	90.9				26	26	100				43	30	69.8	76	69	90.8	25	17	68	11	11	100
	PR PATHER S	2018	5411423	5	14	13	92.9				78	37	47.4	54	36	66.7				16	15	93.8				36	26	72.2	79	50	63.3	26	14	53.8	13	12	92.3
	PROTEA S	2019	5411126	5							42	14	33.3							40	31	77.5				40	12	30	46	29	63	18	7	38.9	16	10	62.5
	PROTEA S	2018	5411126	5							43	18	41.9							27	21	77.8				26	11	42.3	59	35	59.3	1	1	100			
	QHILIKA S	2019	5411425	4	92	39	42.4	109	73	67	216	146	67.6	52	37	71.2	261	258	98.9	161	81	50.3	118	117	99.2	130	73	56.2	127	99	78	130	30	23.1	40	37	92.5
	QHILIKA S	2018	5411425	4	90	38	42.2	92	44	47.8	144	82	56.9	58	47	81	217	215	99.1	101	31	30.7	86	78	90.7	98	61	62.2	55	33	60	140	22	15.7	50	40	80
	QUEENSBURGH GIRLS H	2019	5411127	5	23	23	100				74	74	100							46	46	100	55	55	100	143	141	98.6	87	87	100	97	86	88.7	63	63	100

Province Districts	Centre Name	Year	Centre Number	Quintile	Subject Description																																
					Accounting			Agricultural Sciences			Business Studies			Economics			English First Additional Language			Geography			History			Life Sciences			Mathematical Literacy			Mathematics			Physical Sciences		
					Total Wrote	Achieved30-100%	% Achieved at 30% and Above	Total Wrote	Achieved30-100%	% Achieved at 30% and Above	Total Wrote	Achieved30-100%	% Achieved at 30% and Above	Total Wrote	Achieved30-100%	% Achieved at 30% and Above	Total Wrote	Achieved30-100%	% Achieved at 30% and Above	Total Wrote	Achieved30-100%	% Achieved at 30% and Above	Total Wrote	Achieved30-100%	% Achieved at 30% and Above	Total Wrote	Achieved30-100%	% Achieved at 30% and Above	Total Wrote	Achieved30-100%	% Achieved at 30% and Above	Total Wrote	Achieved30-100%	% Achieved at 30% and Above			
UMLAZI	QUEENSBURGH GIRLS H	2018	5411127	5	33	33	100				58	56	96.6				25	25	100	56	56	100	106	101	95.3	70	70	100	83	79	95.2	57	57	100			
	QUEENSBURGH H	2019	5411128	5	17	17	100				91	56	61.5				97	86	88.7	26	25	96.2	74	47	63.5	89	77	86.5	20	18	90	7	6	85.7			
	QUEENSBURGH H	2018	5411128	5	19	14	73.7				64	15	23.4				47	45	95.7	26	21	80.8	61	46	75.4	61	52	85.2	37	27	73	30	18	60			
	REUNION S	2019	5411426	4	19	5	26.3				38	21	55.3	22	12	54.5	95	95	100	44	43	97.7	27	27	100	43	37	86	33	25	75.8	59	25	42.4	25	18	72
	REUNION S	2018	5411426	4	38	25	65.8				53	35	66	65	31	47.7	136	135	99.3	55	50	90.9	28	27	96.4	54	46	85.2	44	26	59.1	80	36	45	36	23	63.9
	RIDGE PARK COLLEGE	2019	5411234	5	72	72	100				107	102	95.3	55	52	94.5				54	54	100	36	36	100	129	127	98.4	77	76	98.7	137	116	84.7	69	67	97.1
	RIDGE PARK COLLEGE	2018	5411234	5	74	72	97.3				152	143	94.1	46	46	100				21	21	100	66	66	100	129	128	99.2	119	117	98.3	107	91	85	42	42	100
	RISECLIFF S	2019	5411129	5	12	12	100				28	21	75							21	14	66.7	29	24	82.8	14	13	92.9	41	37	90.2	12	9	75	10	5	50
	RISECLIFF S	2018	5411129	5	14	14	100				40	32	80							46	26	56.5	19	18	94.7	41	32	78	54	43	79.6	15	13	86.7			
	RIVERDENE S	2019	5411235	5							24	18	75	17	10	58.8				76	54	71.1	42	36	85.7	50	43	86	64	39	60.9	53	22	41.5	35	30	85.7
	RIVERDENE S	2018	5411235	5	11	4	36.4				23	9	39.1	10	6	60				47	32	68.1	38	32	84.2	19	18	94.7	33	22	66.7	29	8	27.6	16	14	87.5
	ROSSBURGH H	2019	5411130	5	9	8	88.9				86	62	72.1				22	22	100	56	47	83.9	50	50	100	56	44	78.6	93	84	90.3	30	22	73.3	15	15	100
	ROSSBURGH H	2018	5411130	5	11	8	72.7				101	63	62.4				45	45	100	54	39	72.2	60	57	95	72	53	73.6	103	88	85.4	36	15	41.7	21	15	71.4
	SASTRI COLLEGE	2019	5411236	5	41	39	95.1				117	104	88.9	26	25	96.2				95	95	100	23	23	100	113	99	87.6	59	57	96.6	114	93	81.6	55	51	92.7
	SASTRI COLLEGE	2018	5411236	5	54	52	96.3				85	66	77.6	27	26	96.3				33	33	100	47	47	100	121	109	90.1	64	61	95.3	104	89	85.6	60	58	96.7
	SATHYA SAI CHATSWORTH	2019	5411131	99	6	6	100				7	7	100							5	5	100				19	19	100				19	14	73.7	14	12	85.7
	SAVANNAH PARK S	2019	5411132	5	15	8	53.3				50	30	60	32	16	50				40	37	92.5	22	21	95.5	51	37	72.5	52	40	76.9	53	21	39.6	29	17	58.6
	SAVANNAH PARK S	2018	5411132	5	18	11	61.1				78	49	62.8	22	19	86.4				42	33	78.6	22	21	95.5	49	40	81.6	63	45	71.4	50	15	30	24	13	54.2
SEA COW LAKE S	2019	5411237	4	10	10	100				78	52	66.7	19	10	52.6							48	44	91.7	29	20	69	93	75	80.6	6	2	33.3				

Province Districts	Centre Name	Year	Centre Number	Quintile	Subject Description																																					
					Accounting			Agricultural Sciences			Business Studies			Economics			English First Additional Language			Geography			History			Life Sciences			Mathematical Literacy			Mathematics			Physical Sciences							
					Total Wrote	Achieved30-100%	% Achieved at 30% and Above	Total Wrote	Achieved30-100%	% Achieved at 30% and Above	Total Wrote	Achieved30-100%	% Achieved at 30% and Above	Total Wrote	Achieved30-100%	% Achieved at 30% and Above	Total Wrote	Achieved30-100%	% Achieved at 30% and Above	Total Wrote	Achieved30-100%	% Achieved at 30% and Above	Total Wrote	Achieved30-100%	% Achieved at 30% and Above	Total Wrote	Achieved30-100%	% Achieved at 30% and Above	Total Wrote	Achieved30-100%	% Achieved at 30% and Above	Total Wrote	Achieved30-100%	% Achieved at 30% and Above	Total Wrote	Achieved30-100%	% Achieved at 30% and Above					
UMLAZI	SEA COW LAKE S	2018	5411237	4	9	7	77.8				50	32	64	20	20	100							66	63	95.5	12	11	91.7	96	70	72.9	7	3	42.9								
	SEASON'S ACADEMY	2019	5411247	99							15	1	6.7	3	0	0	11	10	90.9	21	5	23.8	15	5	33.3	12	4	33.3	18	5	27.8	8	0	0	5	5	100					
	SEASON'S ACADEMY	2018	5411247	99	3	0	0	1	1	100	13	4	30.8	2	1	50	17	17	100	13	2	15.4	11	8	72.7	14	11	78.6	10	3	30	15	4	26.7	8	6	75					
	SHALLCROSS S	2019	5411133	5							17	13	76.5																													
	SHALLCROSS S	2018	5411133	5							15	11	73.3																													
	SHUMAYELA S	2019	5411427	3	7	2	28.6				45	16	35.6	11	6	54.5	69	69	100	41	27	65.9	62	52	83.9	46	27	58.7	29	11	37.9	18	0	0	7	1	14.3					
	SHUMAYELA S	2018	5411427	3	1	0	0				31	9	29	2	2	100	43	43	100	34	25	73.5	23	22	95.7	32	31	96.9	20	7	35	18	3	16.7	17	6	35.3					
	SIBAMBANEZULU H	2018	5411330	3	28	17	60.7				26	9	34.6	15	13	86.7	125	123	98.4	67	40	59.7				38	37	97.4	42	18	42.9	37	19	51.4	20	19	95					
	SIBUSISIWE COMPREHENSIVE TECHNICAL H	2019	5411331	4	116	106	91.4				31	31	100	104	80	76.9	251	251	100	189	178	94.2	73	73	100	125	106	84.8						251	131	52.2	147	111	75.5			
	SIBUSISIWE COMPREHENSIVE TECHNICAL H	2018	5411331	4	110	109	99.1				29	29	100	83	81	97.6	230	230	100	164	150	91.5	54	54	100	102	94	92.2						230	176	76.5	147	132	89.8			
	SIDELILE H	2019	5411332	4	14	10	71.4				31	22	71	32	28	87.5	167	165	98.8	111	106	95.5	96	88	91.7	82	79	96.3	77	57	74	68	36	52.9	37	37	100					
	SIDELILE H	2018	5411332	4	22	19	86.4				27	23	85.2	27	22	81.5	221	206	93.2	130	118	90.8	151	121	80.1	145	127	87.6	94	67	71.3	58	39	67.2	37	35	94.6					
	SIKHWAMA H	2019	5411333	3							38	22	57.9				64	60	93.8	38	38	100				26	26	100	18	15	83.3	19	14	73.7	12	12	100					
	SIKHWAMA H	2018	5411333	3							20	15	75				35	35	100	19	16	84.2				12	10	83.3	11	8	72.7	7	2	28.6	3	3	100					
	SIPHEPEHE S	2019	5411334	3	18	7	38.9				47	27	57.4	21	14	66.7	136	128	94.1	20	9	45	20	16	80	24	16	66.7	48	31	64.6	37	10	27	21	12	57.1					
	SIPHEPEHE S	2018	5411334	3	14	2	14.3				45	2	4.4	14	6	42.9	115	109	94.8	48	13	27.1	16	11	68.8	33	10	30.3	50	17	34	33	7	21.2	12	2	16.7					
	SISHOSONKE H	2019	5411428	4	5	3	60				20	15	75	5	4	80	42	39	92.9	37	29	78.4	29	25	86.2	14	11	78.6	25	18	72	5	5	100	7	6	85.7					



Province Districts	Centre Name	Year	Centre Number	Quintile	Subject Description																																
					Accounting			Agricultural Sciences			Business Studies			Economics			English First Additional Language			Geography			History			Life Sciences			Mathematical Literacy			Mathematics			Physical Sciences		
					Total Wrote	Achieved30-100%	% Achieved at 30% and Above	Total Wrote	Achieved30-100%	% Achieved at 30% and Above	Total Wrote	Achieved30-100%	% Achieved at 30% and Above	Total Wrote	Achieved30-100%	% Achieved at 30% and Above	Total Wrote	Achieved30-100%	% Achieved at 30% and Above	Total Wrote	Achieved30-100%	% Achieved at 30% and Above	Total Wrote	Achieved30-100%	% Achieved at 30% and Above	Total Wrote	Achieved30-100%	% Achieved at 30% and Above	Total Wrote	Achieved30-100%	% Achieved at 30% and Above	Total Wrote	Achieved30-100%	% Achieved at 30% and Above	Total Wrote	Achieved30-100%	% Achieved at 30% and Above
	SISHOSONKE H	2018	5411428	4	5	3	60				19	7	36.8	4	4	100	49	48	98	42	28	66.7	37	37	100	19	10	52.6	28	19	67.9	0	0		4	4	100
	SIYABONGA S	2019	5411335	2	26	26	100	38	29	76.3	47	17	36.2	26	18	69.2	237	231	97.5	73	50	68.5	49	42	85.7	65	44	67.7	117	70	59.8	65	28	43.1	28	18	64.3
	SIYABONGA S	2018	5411335	2	17	13	76.5	34	28	82.4	27	12	44.4	17	17	100	152	152	100	29	26	89.7	5	5	100	54	37	68.5	37	16	43.2	52	37	71.2	17	17	100
	SOBONAKHONA S	2019	5411336	3	12	10	83.3				14	6	42.9	14	12	85.7	87	81	93.1	41	27	65.9	35	28	80	47	19	40.4	41	21	51.2	24	6	25	23	14	60.9
	SOBONAKHONA S	2018	5411336	3	14	7	50				19	8	42.1	15	12	80	191	175	91.6	83	49	59	100	59	59	78	33	42.3	64	25	39.1	40	11	27.5	40	13	32.5
	SOMPUKWANE S	2019	5411337	3	12	4	33.3				15	5	33.3	16	9	56.3	90	89	98.9	48	14	29.2	50	40	80	12	10	83.3	49	26	53.1	14	8	57.1	12	7	58.3
	SOMPUKWANE S	2018	5411337	3	25	5	20				25	8	32	27	10	37	148	145	98	111	53	47.7	142	111	78.2	35	35	100	98	31	31.6	42	17	40.5	37	17	45.9
	SOUTHLANDS S	2019	5411134	5	40	38	95				64	51	79.7	20	20	100				71	65	91.5	42	42	100	73	58	79.5	68	64	94.1	79	61	77.2	44	43	97.7
	SOUTHLANDS S	2018	5411134	5	70	62	88.6				85	52	61.2	41	35	85.4				75	69	92	40	40	100	93	73	78.5	78	71	91	122	79	64.8	52	45	86.5
	SPARKS ESTATE S	2019	5411238	5	19	15	78.9				46	35	76.1	35	27	77.1				81	77	95.1	54	52	96.3	67	46	68.7	75	65	86.7	45	23	51.1	28	24	85.7
	SPARKS ESTATE S	2018	5411238	5	20	7	35				96	56	58.3	50	34	68				87	72	82.8	23	20	87	54	43	79.6	84	64	76.2	40	18	45	28	17	60.7
	ST BARNABAS INDEPENDENT	2019	5411284	99							5	5	100							7	7	100	2	2	100	3	3	100	10	10	100	2	2	100	1	1	100
	ST BARNABAS INDEPENDENT	2018	5411284	99							9	8	88.9				1	1	100	8	8	100				2	2	100	14	14	100						
	ST JAMES COLLEGE	2019	5411239	99	5	5	100	6	4	66.7	23	15	65.2	10	1	10	22	21	95.5	26	20	76.9	30	23	76.7	27	14	51.9	37	22	59.5	14	4	28.6	8	7	87.5
	ST JAMES COLLEGE	2018	5411239	99	13	5	38.5	11	4	36.4	44	7	15.9	25	5	20	33	32	97	31	16	51.6	26	18	69.2	34	11	32.4	30	8	26.7	45	7	15.6	26	4	15.4
	STRELITZIA S	2019	5411429	5	27	9	33.3				74	40	54.1							66	48	72.7	60	55	91.7	26	21	80.8	111	79	71.2	61	24	39.3	39	16	41
	STRELITZIA S	2018	5411429	5	17	10	58.8				107	42	39.3							57	45	78.9	41	39	95.1	28	25	89.3	82	66	80.5	63	25	39.7	39	25	64.1
	SWELIHLE S	2019	5411430	4	10	2	20	15	12	80	6	3	50	8	4	50	57	56	98.2	41	31	75.6	24	19	79.2	33	21	63.6	20	15	75	33	5	15.2	10	9	90
	SWELIHLE S	2018	5411430	4	10	4	40	17	10	58.8	11	2	18.2	21	15	71.4	106	105	99.1	47	32	68.1	42	35	83.3	26	25	96.2	32	20	62.5	33	11	33.3	15	15	100





Province Districts	Centre Name	Year	Centre Number	Quintile	Subject Description																																	
					Accounting			Agricultural Sciences			Business Studies			Economics			English First Additional Language			Geography			History			Life Sciences			Mathematical Literacy			Mathematics			Physical Sciences			
					Total Wrote	Achieved30-100%	% Achieved at 30% and Above	Total Wrote	Achieved30-100%	% Achieved at 30% and Above	Total Wrote	Achieved30-100%	% Achieved at 30% and Above	Total Wrote	Achieved30-100%	% Achieved at 30% and Above	Total Wrote	Achieved30-100%	% Achieved at 30% and Above	Total Wrote	Achieved30-100%	% Achieved at 30% and Above	Total Wrote	Achieved30-100%	% Achieved at 30% and Above	Total Wrote	Achieved30-100%	% Achieved at 30% and Above	Total Wrote	Achieved30-100%	% Achieved at 30% and Above	Total Wrote	Achieved30-100%	% Achieved at 30% and Above	Total Wrote	Achieved30-100%	% Achieved at 30% and Above	
UMLAZI	VELABAHLEKE H	2018	5411436	4	72	57	79.2				100	95	95	69	68	98.6	187	187	100	89	87	97.8	81	81	100	115	115	100				185	108	58.4	87	82	94.3	
	VIKINGOZI S	2019	5411341	2	6	2	33.3				15	9	60	17	15	88.2	37	37	100	17	17	100	8	7	87.5	11	7	63.6	22	5	22.7	12	1	8.3	11	10	90.9	
	VIKINGOZI S	2018	5411341	2	8	4	50				23	19	82.6	20	19	95	67	66	98.5	37	30	81.1	20	15	75	17	11	64.7	30	5	16.7	26	25	96.2	17	6	35.3	
	VUKUZAKHE H	2019	5411437	4	11	7	63.6	2	2	100	16	11	68.8	14	9	64.3	60	60	100	18	16	88.9	20	19	95	46	30	65.2	11	5	45.5	42	12	28.6	27	16	59.3	
	VUKUZAKHE H	2018	5411437	4	13	6	46.2	22	16	72.7	25	6	24	12	10	83.3	164	164	100	46	32	69.6	62	50	80.6	85	73	85.9	17	7	41.2	70	20	28.6	46	46	100	
	WELBEDENE S	2019	5411135	4	13	10	76.9				26	13	50							11	9	81.8				10	9	90	27	20	74.1	14	4	28.6	12	10	83.3	
	WELBEDENE S	2018	5411135	4	12	9	75				46	16	34.8							33	21	63.6				8	8	100	45	33	73.3	12	7	58.3	8	8	100	
	WENTWORTH S	2019	5411438	5	47	36	76.6				49	32	65.3	30	26	86.7				39	31	79.5	67	63	94	57	39	68.4	64	62	96.9	38	24	63.2	33	26	78.8	
	WENTWORTH S	2018	5411438	5	38	33	86.8				50	24	48							55	43	78.2	94	84	89.4	106	76	71.7	86	69	80.2	38	27	71.1	38	32	84.2	
	WERDA	2019	5411136	5	15	14	93.3				31	28	90.3				26	26	100	49	47	95.9				53	37	69.8	49	49	100	25	22	88	21	17	81	
	WERDA	2018	5411136	5	21	19	90.5				32	31	96.9				22	22	100	27	27	100				35	33	94.3	33	33	100	23	18	78.3	10	9	90	
	WESTCLIFF S	2019	5411137	5							65	37	56.9							39	26	66.7				20	13	65	68	52	76.5							
	WESTCLIFF S	2018	5411137	5							55	24	43.6							39	30	76.9				24	9	37.5	58	39	67.2							
	WIGGINS S	2019	5411242	3	31	30	96.8	59	59	100	104	94	90.4	41	23	56.1	190	190	100	97	90	92.8	52	52	100	95	82	86.3	106	93	87.7	75	52	69.3	70	62	88.6	
	WIGGINS S	2018	5411242	3	24	21	87.5	16	15	93.8	103	86	83.5	52	45	86.5	163	163	100	57	50	87.7	53	53	100	66	55	83.3	108	58	53.7	42	38	90.5	36	36	100	
	WINGEN HEIGHTS S	2019	5411138	5	50	50	100				128	103	80.5	40	37	92.5				99	97	98				126	102	81	91	89	97.8	124	103	83.1	83	83	100	
	WINGEN HEIGHTS S	2018	5411138	5	41	40	97.6				144	109	75.7	30	28	93.3				74	72	97.3	40	40	100	156	134	85.9	99	96	97	134	105	78.4	82	79	96.3	
	WITTEKLIP S	2019	5411139	5							32	20	62.5							23	18	78.3	42	22	52.4	22	14	63.6	54	34	63	11	2	18.2				
	WITTEKLIP S	2018	5411139	5							22	5	22.7							24	10	41.7	27	12	44.4	9	5	55.6	45	25	55.6	6	0	0				
	WOODHURST S	2019	5411140	5	21	15	71.4				36	12	33.3												27	22	81.5	28	21	75	51	40	78.4	9	5	55.6	10	9

Province Districts	Centre Name	Year	Centre Number	Quintile	Subject Description																																	
					Accounting			Agricultural Sciences			Business Studies			Economics			English First Additional Language			Geography			History			Life Sciences			Mathematical Literacy			Mathematics			Physical Sciences			
					Total Wrote	Achieved30-100%	% Achieved at 30% and Above	Total Wrote	Achieved30-100%	% Achieved at 30% and Above	Total Wrote	Achieved30-100%	% Achieved at 30% and Above	Total Wrote	Achieved30-100%	% Achieved at 30% and Above	Total Wrote	Achieved30-100%	% Achieved at 30% and Above	Total Wrote	Achieved30-100%	% Achieved at 30% and Above	Total Wrote	Achieved30-100%	% Achieved at 30% and Above	Total Wrote	Achieved30-100%	% Achieved at 30% and Above	Total Wrote	Achieved30-100%	% Achieved at 30% and Above	Total Wrote	Achieved30-100%	% Achieved at 30% and Above				
UMLAZI	WOODHURST S	2018	5411140	5							58	30	51.7											40	25	62.5	55	38	69.1	6	4	66.7	12	7	58.3			
	ZAMAKAHLE H	2019	5411342	3	5	5	100				59	42	71.2	29	13	44.8	60	60	100	23	23	100	42	42	100	53	32	60.4	35	31	88.6	19	9	47.4	11	10	90.9	
	ZAMAKAHLE H	2018	5411342	3	5	1	20				41	22	53.7	25	13	52	40	40	100	16	16	100	28	28	100	40	35	87.5	24	18	75	16	5	31.3	8	6	75	
	ZIMELE H	2019	5411245	99	7	5	71.4				37	14	37.8	18	13	72.2	64	64	100	46	23	50	35	34	97.1	46	36	78.3	43	39	90.7	43	10	23.3	28	20	71.4	
	ZIMELE H	2018	5411245	99	14	3	21.4				41	21	51.2	31	24	77.4	75	74	98.7	47	18	38.3	32	28	87.5	58	46	79.3	45	23	51.1	50	14	28	35	13	37.1	
	ZUZUMQHELE H	2019	5411343	2	3	1	33.3				14	13	92.9	3	1	33.3	25	23	92				11	11	100	19	1	5.3	6	5	83.3	6	2	33.3	3	2	66.7	
	ZUZUMQHELE H	2018	5411343	2	5	1	20				29	16	55.2	10	8	80	55	53	96.4				7	7	100	14	8	57.1	6	3	50	13	5	38.5	7	6	85.7	
	ZWELETHU S	2019	5411439	4	18	12	66.7				14	11	78.6	15	10	66.7	137	134	97.8	77	36	46.8	66	54	81.8	46	38	82.6	66	44	66.7	58	16	27.6	27	26	96.3	
	ZWELETHU S	2018	5411439	4	31	8	25.8				82	29	35.4	36	20	55.6	156	155	99.4	100	36	36	55	48	87.3	61	42	68.9	54	28	51.9	59	18	30.5	40	16	40	
	ZWELIBANZI H	2019	5411440	4	4	4	100	14	14	100	46	31	67.4	53	42	79.2	137	137	100	47	46	97.9	15	14	93.3	51	51	100				121	52	43	66	63	95.5	
	ZWELIBANZI H	2018	5411440	4	12	11	91.7	22	22	100	71	34	47.9	30	27	90	177	177	100	26	22	84.6	38	38	100	60	57	95				139	64	46	75	58	77.3	
	ZWELIHLE SS	2019	5411441	4	6	4	66.7				9	8	88.9	9	7	77.8	112	111	99.1	97	47	48.5	87	84	96.6	80	38	47.5	69	43	62.3	18	5	27.8	14	9	64.3	
	ZWELIHLE SS	2018	5411441	4	25	9	36				16	7	43.8	10	7	70	167	165	98.8	147	51	34.7	128	107	83.6	89	42	47.2	74	38	51.4	27	10	37	16	12	75	
UMZINYATHI	BATHEMBU H	2019	5212201	1	9	5	55.6				27	15	55.6	25	21	84	33	31	93.9						24	9	37.5				21	1	4.8					
	BATHEMBU H	2018	5212201	1	14	10	71.4				38	15	39.5	41	28	68.3	46	34	73.9						18	5	27.8				30	3	10					
	BATSHAZWAYO H	2019	5212202	1	8	8	100				16	8	50	8	8	100	16	12	75												8	3	37.5					
	BATSHAZWAYO H	2018	5212202	1	15	8	53.3				34	9	26.5	16	7	43.8	34	20	58.8												12	3	25					
	BHAMBATHA H	2019	5212203	1				25	19	76	18	8	44.4					28	28	100						26	16	61.5	15	11	73.3	10	6	60	9	8	88.9	
	BHAMBATHA H	2018	5212203	1				38	24	63.2	29	12	41.4					42	40	95.2						38	22	57.9	28	15	53.6	10	5	50	6	6	100	
	BHEKABANTU S	2019	5212250	1	19	13	68.4				17	13	76.5	17	16	94.1	31	29	93.5							14	13	92.9				15	5	33.3	12	7	58.3	

Province Districts	Centre Name	Year	Centre Number	Quintile	Subject Description																																
					Accounting			Agricultural Sciences			Business Studies			Economics			English First Additional Language			Geography			History			Life Sciences			Mathematical Literacy			Mathematics			Physical Sciences		
					Total Wrote	Achieved30-100%	% Achieved at 30% and Above	Total Wrote	Achieved30-100%	% Achieved at 30% and Above	Total Wrote	Achieved30-100%	% Achieved at 30% and Above	Total Wrote	Achieved30-100%	% Achieved at 30% and Above	Total Wrote	Achieved30-100%	% Achieved at 30% and Above	Total Wrote	Achieved30-100%	% Achieved at 30% and Above	Total Wrote	Achieved30-100%	% Achieved at 30% and Above	Total Wrote	Achieved30-100%	% Achieved at 30% and Above	Total Wrote	Achieved30-100%	% Achieved at 30% and Above	Total Wrote	Achieved30-100%	% Achieved at 30% and Above			
UMZINYATHI	BHEKABANTU S	2018	5212250	1	19	14	73.7				17	10	58.8	17	11	64.7	30	28	93.3				13	13	100				18	9	50	13	8	61.5			
	BHEKISIZWE S	2019	5212336	1				66	49	74.2							100	99	99	58	45	77.6				101	82	81.2				96	25	26	75	60	80
	BHEKISIZWE S	2018	5212336	1				69	48	69.6							85	75	88.2	45	29	64.4				79	61	77.2				75	20	26.7	56	30	53.6
	BOSCHKLOOF COMBINED	2019	5212122	2							23	21	91.3	14	11	78.6	19	19	100				23	7	30.4	13	13	100	6	2	33.3	5	3	60			
	BOSCHKLOOF COMBINED	2018	5212122	2							23	23	100	23	22	95.7	23	23	100				23	15	65.2	14	13	92.9	9	9	100						
	BUHLEBUYEZA S	2019	5212401	3	9	7	77.8				14	12	85.7	14	10	71.4	90	87	96.7	30	27	90	28	26	92.9	34	25	73.5	28	27	96.4	15	5	33.3	9	5	55.6
	BUHLEBUYEZA S	2018	5212401	3	7	5	71.4				13	7	53.8	10	4	40	85	83	97.6	28	25	89.3	35	24	68.6	26	22	84.6	20	14	70	17	6	35.3	11	8	72.7
	BUNYEBETHU H	2019	5212204	1				30	15	50							25	24	96	13	7	53.8				30	11	36.7				31	5	16.1	10	2	20
	BUNYEBETHU H	2018	5212204	1				15	14	93.3							23	23	100	9	6	66.7				9	9	100				7	4	57.1	4	3	75
	BUSANA H	2019	5212402	2	48	37	77.1				47	32	68.1	35	24	68.6	203	201	99	88	82	93.2	65	65	100	86	63	73.3	50	46	92	91	30	33	64	50	78.1
	BUSANA H	2018	5212402	2	29	18	62.1				47	27	57.4	60	29	48.3	273	250	91.6	88	71	80.7	90	89	98.9	83	66	79.5	76	55	72.4	81	35	43.2	57	50	87.7
	CABANGOKUHLE H	2019	5212205	2	8	8	100				37	27	73	9	9	100	67	63	94	24	23	95.8				11	10	90.9	31	22	71	15	6	40	6	6	100
	CABANGOKUHLE H	2018	5212205	2	8	8	100				45	12	26.7	11	9	81.8	88	85	96.6	39	19	48.7				17	16	94.1	26	7	26.9	19	12	63.2	11	8	72.7
	CANDABUTHULE H	2019	5212403	2	9	9	100	23	16	69.6	10	9	90	11	6	54.5	76	76	100	41	22	53.7	42	42	100	23	9	39.1	42	24	57.1	32	3	9.4	23	9	39.1
	CANDABUTHULE H	2018	5212403	2	11	10	90.9	9	9	100	11	8	72.7	11	11	100	48	47	97.9	28	16	57.1	28	28	100	9	8	88.9	26	11	42.3	19	3	15.8	8	8	100
	CELUMUSA S	2019	5212301	2	15	15	100				8	5	62.5				55	48	87.3	19	17	89.5	32	18	56.3	28	27	96.4	18	15	83.3	10	10	100	11	11	100
	CELUMUSA S	2018	5212301	2	6	6	100				3	1	33.3				41	39	95.1	24	19	79.2	18	12	66.7	24	18	75	18	7	38.9	8	8	100	10	7	70
	DILIZELA H	2019	5212101	2	8	7	87.5				22	17	77.3	27	17	63	60	60	100	29	25	86.2				29	20	69	19	16	84.2	32	11	34.4	28	22	78.6
	DILIZELA H	2018	5212101	2	10	9	90				21	13	61.9	18	15	83.3	52	48	92.3	23	15	65.2				26	18	69.2	12	11	91.7	24	9	37.5	19	12	63.2

Province Districts	Centre Name	Year	Centre Number	Quintile	Subject Description																																	
					Accounting			Agricultural Sciences			Business Studies			Economics			English First Additional Language			Geography			History			Life Sciences			Mathematical Literacy			Mathematics			Physical Sciences			
					Total Wrote	Achieved30-100%	% Achieved at 30% and Above	Total Wrote	Achieved30-100%	% Achieved at 30% and Above	Total Wrote	Achieved30-100%	% Achieved at 30% and Above	Total Wrote	Achieved30-100%	% Achieved at 30% and Above	Total Wrote	Achieved30-100%	% Achieved at 30% and Above	Total Wrote	Achieved30-100%	% Achieved at 30% and Above	Total Wrote	Achieved30-100%	% Achieved at 30% and Above	Total Wrote	Achieved30-100%	% Achieved at 30% and Above	Total Wrote	Achieved30-100%	% Achieved at 30% and Above	Total Wrote	Achieved30-100%	% Achieved at 30% and Above	Total Wrote	Achieved30-100%	% Achieved at 30% and Above	
UMZINYATHI	DLABESUTHE H	2019	5212206	1	6	6	100				8	8	100	8	6	75	86	77	89.5	46	39	84.8	27	26	96.3	51	23	45.1	28	25	89.3	29	15	51.7	23	11	47.8	
	DLABESUTHE H	2018	5212206	1	5	5	100				13	9	69.2	6	6	100	70	61	87.1	26	24	92.3	27	13	48.1	27	25	92.6	14	6	42.9	30	23	76.7	25	22	88	
	DLENYANE COMBINED	2019	5212207	1	20	15	75				35	14	40	24	14	58.3	40	34	85				13	13	100				9	8	88.9	16	3	18.8				
	DLENYANE COMBINED	2018	5212207	1	18	17	94.4				20	14	70	20	15	75	43	42	97.7				11	11	100				5	5	100	15	2	13.3				
	DOLO COMBINED	2019	5212208	1	27	11	40.7				13	12	92.3	13	12	92.3	25	24	96							13	10	76.9				24	3	12.5	12	8	66.7	
	DOLO COMBINED	2018	5212208	1	19	16	84.2				14	8	57.1	18	11	61.1	29	27	93.1							12	11	91.7				25	5	20	11	10	90.9	
	DUMAPHANSI JS	2019	5212209	1	7	5	71.4				7	3	42.9	7	4	57.1	15	15	100	8	5	62.5				8	7	87.5				15	4	26.7	8	4	50	
	DUMAPHANSI JS	2018	5212209	1	8	5	62.5				12	8	66.7	11	6	54.5	26	25	96.2	13	8	61.5				12	9	75				23	8	34.8	13	4	30.8	
	DUNDEE H	2019	5212102	5	17	15	88.2				71	60	84.5	23	22	95.7	10	10	100	36	30	83.3				62	59	95.2	45	44	97.8	82	65	79.3	61	60	98.4	
	DUNDEE H	2018	5212102	5	33	33	100				82	78	95.1	30	30	100	14	14	100	37	37	100				55	55	100	45	44	97.8	89	77	86.5	50	45	90	
	DUNDEE S	2019	5212103	3				15	6	40	105	70	66.7	15	5	33.3	132	132	100	74	50	67.6				93	60	64.5	120	87	72.5	31	15	48.4	31	21	67.7	
	DUNDEE S	2018	5212103	3	7	6	85.7				149	65	43.6				152	147	96.7	61	41	67.2				128	80	62.5	130	71	54.6	35	26	74.3	27	22	81.5	
	EBRAHIM LOCKAT S	2019	5212302	2	5	5	100				6	4	66.7	7	4	57.1	9	8	88.9										10	5	50							
	EBRAHIM LOCKAT S	2018	5212302	2	7	3	42.9				7	3	42.9	8	4	50	10	5	50													8	0	0				
	EBUSI COMBINED	2019	5212104	3	15	15	100				21	21	100	25	25	100	41	41	100	25	22	88				16	14	87.5	21	20	95.2	15	15	100	15	15	100	
	EBUSI COMBINED	2018	5212104	3	12	12	100				23	17	73.9	22	22	100	37	37	100	22	18	81.8				13	13	100	22	20	90.9	13	13	100	12	12	100	
	EKUCABANGENI S	2019	5212303	3	17	11	64.7	31	30	96.8	37	21	56.8	36	24	66.7	131	124	94.7	59	34	57.6	40	38	95	70	48	68.6	58	48	82.8	50	14	28	30	27	90	
	EKUCABANGENI S	2018	5212303	3	18	3	16.7	28	26	92.9	39	14	35.9	42	16	38.1	135	114	84.4	58	16	27.6	37	27	73	64	39	60.9	59	23	39	47	11	23.4	32	24	75	
	EKUTHUTHUKENI S	2019	5212337	1	26	11	42.3	60	49	81.7	41	21	51.2	27	17	63	109	108	99.1	70	60	85.7	19	19	100	64	53	82.8	20	17	85	85	38	44.7	61	42	68.9	
	EKUTHUTHUKENI S	2018	5212337	1	22	18	81.8	38	33	86.8	46	24	52.2	22	19	86.4	92	87	94.6	62	27	43.5	11	11	100	49	39	79.6	17	9	52.9	73	37	50.7	53	30	56.6	









Province Districts	Centre Name	Year	Centre Number	Quintile	Subject Description																																
					Accounting			Agricultural Sciences			Business Studies			Economics			English First Additional Language			Geography			History			Life Sciences			Mathematical Literacy			Mathematics			Physical Sciences		
					Total Wrote	Achieved30-100%	% Achieved at 30% and Above	Total Wrote	Achieved30-100%	% Achieved at 30% and Above	Total Wrote	Achieved30-100%	% Achieved at 30% and Above	Total Wrote	Achieved30-100%	% Achieved at 30% and Above	Total Wrote	Achieved30-100%	% Achieved at 30% and Above	Total Wrote	Achieved30-100%	% Achieved at 30% and Above	Total Wrote	Achieved30-100%	% Achieved at 30% and Above	Total Wrote	Achieved30-100%	% Achieved at 30% and Above	Total Wrote	Achieved30-100%	% Achieved at 30% and Above	Total Wrote	Achieved30-100%	% Achieved at 30% and Above	Total Wrote	Achieved30-100%	% Achieved at 30% and Above
UMZINYATHI	INDLOZANA H	2018	5212239	1	19	9	47.4	57	43	75.4	13	11	84.6	13	12	92.3	86	68	79.1							44	35	79.5				74	33	44.6	46	25	54.3
	JAJILE H	2019	5212212	1	5	4	80				24	13	54.2	3	3	100	21	19	90.5	5	5	100	14	11	78.6	5	4	80	18	3	16.7	10	5	50	5	5	100
	JAJILE H	2018	5212212	1	3	3	100				37	13	35.1	7	6	85.7	75	50	66.7	16	12	75	49	32	65.3	16	14	87.5	36	11	30.6	19	8	42.1	16	13	81.3
	JAMA S	2019	5212340	1				72	31	43.1							72	66	91.7	53	26	49.1	40	23	57.5	57	27	47.4	31	21	67.7	24	12	50	26	16	61.5
	JAMA S	2018	5212340	1												85	47	55.3	37	19	51.4	40	10	25	48	19	39.6	50	7	14	23	5	21.7	27	14	51.9	
	KLWANA P	2019	5212341	1	34	27	79.4	174	140	80.5	35	27	77.1	37	33	89.2	172	169	98.3	137	111	81	31	25	80.6	134	118	88.1				170	73	42.9	105	62	59
	KLWANA P	2018	5212341	1	50	34	68	157	115	73.2	50	32	64	50	49	98	157	154	98.1	108	88	81.5				108	100	92.6				158	87	55.1	108	66	61.1
	KUFANELESIBONGE JS	2019	5212332	1	11	11	100				11	11	100	11	10	90.9	44	44	100	33	33	100				33	26	78.8				44	25	56.8	33	29	87.9
	KUFANELESIBONGE JS	2018	5212332	1	12	7	58.3				12	8	66.7	12	8	66.7	43	42	97.7	31	25	80.6				31	27	87.1				43	21	48.8	31	21	67.7
	KWADUNGE H	2019	5212213	1	13	13	100				45	40	88.9	26	25	96.2	46	46	100	0	0		0	0		29	27	93.1	13	13	100	28	15	53.6	15	15	100
	KWADUNGE H	2018	5212213	1	14	12	85.7				56	38	67.9	30	26	86.7	56	54	96.4							28	22	78.6	9	6	66.7	33	14	42.4	13	11	84.6
	KWAZENZELE H	2019	5212240	1	13	6	46.2				13	8	61.5	13	6	46.2	33	32	97							20	10	50				33	1	3	20	8	40
	KWAZENZELE H	2018	5212240	1	15	5	33.3				19	7	36.8	15	7	46.7	41	37	90.2							19	10	52.6				30	3	10	15	8	53.3
	LANGAZELA S	2019	5212333	2	24	17	70.8				87	59	67.8	24	20	83.3	143	143	100	105	73	69.5				94	58	61.7	69	57	82.6	50	14	28	29	22	75.9
	LANGAZELA S	2018	5212333	2	18	6	33.3				68	32	47.1	15	9	60	136	119	87.5	84	57	67.9				100	47	47	81	38	46.9	57	25	43.9	36	19	52.8
	LENEHA TUMISI S	2019	5212308	2	45	37	82.2				66	28	42.4	33	16	48.5	144	142	98.6	74	61	82.4				59	47	79.7	30	23	76.7	77	30	39	52	42	80.8
	LENEHA TUMISI S	2018	5212308	2	41	33	80.5				29	16	55.2	26	22	84.6	113	107	94.7	49	41	83.7				70	56	80	25	13	52	63	31	49.2	42	39	92.9
	LEWIS P	2019	5212107	1	15	12	80				83	62	74.7	53	41	77.4	87	87	100							15	13	86.7	53	50	94.3	12	11	91.7	12	10	83.3
	LEWIS P	2018	5212107	1	11	10	90.9				78	55	70.5	45	41	91.1	90	89	98.9							23	21	91.3	59	47	79.7	17	15	88.2	15	12	80



Province Districts	Centre Name	Year	Centre Number	Quintile	Subject Description																																			
					Accounting			Agricultural Sciences			Business Studies			Economics			English First Additional Language			Geography			History			Life Sciences			Mathematical Literacy			Mathematics			Physical Sciences					
					Total Wrote	Achieved30-100%	% Achieved at 30% and Above	Total Wrote	Achieved30-100%	% Achieved at 30% and Above	Total Wrote	Achieved30-100%	% Achieved at 30% and Above	Total Wrote	Achieved30-100%	% Achieved at 30% and Above	Total Wrote	Achieved30-100%	% Achieved at 30% and Above	Total Wrote	Achieved30-100%	% Achieved at 30% and Above	Total Wrote	Achieved30-100%	% Achieved at 30% and Above	Total Wrote	Achieved30-100%	% Achieved at 30% and Above	Total Wrote	Achieved30-100%	% Achieved at 30% and Above	Total Wrote	Achieved30-100%	% Achieved at 30% and Above						
UMZINYATHI	LOBETHAL INDEPENDENT	2019	5212241	99							5	5	100	3	3	100	9	9	100	6	6	100							9	9	100	5	5	100	4	3	75	4	4	100
	LOBETHAL INDEPENDENT	2018	5212241	99							2	2	100	2	2	100	6	6	100	4	4	100							6	5	83.3	2	2	100	4	4	100	4	4	100
	MABASO S	2019	5212242	1	19	19	100	113	86	76.1	57	54	94.7	62	36	58.1	153	150	98									74	67	90.5	50	38	76	98	35	35.7	69	62	89.9	
	MABASO S	2018	5212242	1	21	16	76.2	50	40	80	35	31	88.6	34	29	85.3	79	79	100								38	35	92.1	16	14	87.5	58	21	36.2	37	28	75.7		
	MABIZELA H	2019	5212214	1	24	8	33.3				28	17	60.7	24	7	29.2	77	67	87	38	31	81.6	28	18	64.3	37	20	54.1	23	21	91.3	41	8	19.5	18	13	72.2			
	MABIZELA H	2018	5212214	1	16	7	43.8				22	8	36.4	15	8	53.3	101	80	79.2	45	34	75.6	43	19	44.2	46	26	56.5	20	18	90	42	13	31	27	12	44.4			
	MACEBA S	2019	5212108	1	45	31	68.9				34	33	97.1	55	43	78.2	151	149	98.7	76	72	94.7				75	58	77.3	30	30	100	91	38	41.8	42	40	95.2			
	MACEBA S	2018	5212108	1	51	37	72.5				42	28	66.7	51	49	96.1	126	126	100	67	59	88.1				68	62	91.2	19	18	94.7	98	53	54.1	50	42	84			
	MACINGWANE S	2019	5212215	1	11	11	100	20	20	100	9	9	100	10	10	100	30	30	100							18	18	100							27	10	37	16	16	100
	MACINGWANE S	2018	5212215	1	10	10	100	25	24	96	11	9	81.8	13	13	100	47	46	97.9							27	25	92.6						32	7	21.9	22	13	59.1	
	MADUDULA H	2019	5212216	1	12	11	91.7				13	5	38.5	13	11	84.6	87	85	97.7	41	34	82.9	28	21	75	69	46	66.7	28	19	67.9	53	12	22.6	42	36	85.7			
	MADUDULA H	2018	5212216	1	6	5	83.3				7	4	57.1	9	8	88.9	93	86	92.5	32	17	53.1	40	33	82.5	60	30	50	29	17	58.6	36	15	41.7	31	25	80.6			
	MAFEMFUNDO S	2019	5212252	1	12	9	75				17	13	76.5	20	18	90	21	20	95.2	12	8	66.7				7	5	71.4	8	8	100	12	5	41.7						
	MAFEMFUNDO S	2018	5212252	1	8	8	100				16	10	62.5	33	29	87.9	28	26	92.9	20	13	65				15	9	60	14	11	78.6	13	0	0						
	MAHLOKOHLOKO S	2019	5212217	1	2	0	0				7	0	0				8	4	50							4	0	0							2	0	0			
	MAHLOKOHLOKO S	2018	5212217	1	4	1	25				4	0	0				7	4	57.1							4	1	25						4	1	25				
	MAKHEDAMA H	2019	5212411	1	22	18	81.8				111	102	91.9	23	17	73.9	133	125	94				131	113	86.3	86	60	69.8	77	56	72.7	37	13	35.1	24	22	91.7			
	MAKHEDAMA H	2018	5212411	1	24	20	83.3				67	65	97	24	22	91.7	94	81	86.2				81	75	92.6	45	44	97.8	42	30	71.4	22	4	18.2	4	4	100			
	MAKHOSONKE S	2019	5212412	2							5	5	100				14	8	57.1	7	6	85.7	13	8	61.5				4	4	100									



Province Districts	Centre Name	Year	Centre Number	Quintile	Subject Description																																
					Accounting			Agricultural Sciences			Business Studies			Economics			English First Additional Language			Geography			History			Life Sciences			Mathematical Literacy			Mathematics			Physical Sciences		
					Total Wrote	Achieved30-100%	% Achieved at 30% and Above	Total Wrote	Achieved30-100%	% Achieved at 30% and Above	Total Wrote	Achieved30-100%	% Achieved at 30% and Above	Total Wrote	Achieved30-100%	% Achieved at 30% and Above	Total Wrote	Achieved30-100%	% Achieved at 30% and Above	Total Wrote	Achieved30-100%	% Achieved at 30% and Above	Total Wrote	Achieved30-100%	% Achieved at 30% and Above	Total Wrote	Achieved30-100%	% Achieved at 30% and Above	Total Wrote	Achieved30-100%	% Achieved at 30% and Above	Total Wrote	Achieved30-100%	% Achieved at 30% and Above	Total Wrote	Achieved30-100%	% Achieved at 30% and Above
UMZINYATHI	MGAZI S	2019	5212312	2	19	16	84.2				29	18	62.1	29	18	62.1	137	130	94.9	77	74	96.1				84	58	69	20	8	40	117	36	30.8	75	48	64
	MGAZI S	2018	5212312	2	26	18	69.2				26	18	69.2	25	23	92	123	118	95.9	68	60	88.2				63	60	95.2				120	42	35	62	43	69.4
	MGIDLA H	2019	5212313	2	10	7	70				46	25	54.3	11	4	36.4	109	104	95.4	69	50	72.5	36	31	86.1	35	31	88.6	34	11	32.4	42	7	16.7	42	29	69
	MGIDLA H	2018	5212313	2	13	4	30.8				23	4	17.4	19	7	36.8	90	90	100	79	36	45.6	30	12	40	74	49	66.2				108	5	4.6	53	41	77.4
	MGWEMPISI COMBINED	2019	5212415	1	3	3	100				6	3	50	6	3	50	17	14	82.4	8	5	62.5				9	5	55.6				13	0	0	6	3	50
	MGWEMPISI COMBINED	2018	5212415	1	4	1	25				9	1	11.1	14	4	28.6	28	27	96.4	19	4	21.1				17	8	47.1				41	1	2.4	5	3	60
	MHAYISE S S	2019	5212335	3	9	8	88.9	20	16	80	7	1	14.3	6	2	33.3	32	32	100							23	16	69.6				27	8	29.6	22	14	63.6
	MHAYISE S S	2018	5212335	3	13	13	100	18	12	66.7	13	9	69.2	13	9	69.2	38	38	100							16	14	87.5				31	14	45.2	22	12	54.5
	MHLAKOTHI H	2019	5212221	1	28	25	89.3	24	22	91.7	11	11	100	11	10	90.9	56	56	100	23	23	100				45	35	77.8				50	22	44	18	16	88.9
	MHLAKOTHI H	2018	5212221	1	32	30	93.8	20	17	85	18	13	72.2	16	15	93.8	83	83	100							51	37	72.5				40	21	52.5	33	30	90.9
	MHLANGEZULU S	2019	5212222	1	16	15	93.8				19	19	100	8	8	100	19	19	100							9	7	77.8				16	5	31.3			
	MHLANGEZULU S	2018	5212222	1	20	13	65				47	24	51.1	7	6	85.7	47	40	85.1							13	9	69.2				20	9	45			
	ML SULTAN GLENCOE S	2019	5212111	4							42	33	78.6							75	58	77.3				46	45	97.8	15	12	80	46	21	45.7	14	14	100
	ML SULTAN GLENCOE S	2018	5212111	4							45	27	60							64	58	90.6				37	37	100	22	18	81.8	37	20	54.1	15	12	80
	MLANDOWETHU S	2019	5212112	1							13	13	100				13	13	100							13	13	100				13	7	53.8	13	8	61.5
	MLANDOWETHU S	2018	5212112	1							19	16	84.2				26	24	92.3	21	11	52.4				17	13	76.5				14	2	14.3			
	MOUNT ERNESTINA COMBINED	2019	5212416	2	11	11	100				13	13	100	13	13	100	50	49	98	33	25	75.8	24	18	75	31	17	54.8	25	15	60	23	10	43.5	13	10	76.9
	MOUNT ERNESTINA COMBINED	2018	5212416	2	19	17	89.5				33	29	87.9	17	17	100	80	78	97.5	61	35	57.4	40	38	95	44	25	56.8	37	24	64.9	34	5	14.7	20	16	80

Province Districts	Centre Name	Year	Centre Number	Quintile	Subject Description																																		
					Accounting			Agricultural Sciences			Business Studies			Economics			English First Additional Language			Geography			History			Life Sciences			Mathematical Literacy			Mathematics			Physical Sciences				
					Total Wrote	Achieved30-100%	% Achieved at 30% and Above	Total Wrote	Achieved30-100%	% Achieved at 30% and Above	Total Wrote	Achieved30-100%	% Achieved at 30% and Above	Total Wrote	Achieved30-100%	% Achieved at 30% and Above	Total Wrote	Achieved30-100%	% Achieved at 30% and Above	Total Wrote	Achieved30-100%	% Achieved at 30% and Above	Total Wrote	Achieved30-100%	% Achieved at 30% and Above	Total Wrote	Achieved30-100%	% Achieved at 30% and Above	Total Wrote	Achieved30-100%	% Achieved at 30% and Above	Total Wrote	Achieved30-100%	% Achieved at 30% and Above					
UMZINVATHI	MPIKAYIZEKANYE S	2019	5212223	1	8	6	75				11	7	63.6	8	5	62.5	20	11	55	3	2	66.7	9	2	22.2	2	2	100	5	4	80	6	0	0					
	MPIKAYIZEKANYE S	2018	5212223	1	11	0	0				14	1	7.1	14	3	21.4	25	14	56	10	0	0	11	3	27.3	10	0	0	4	2	50	17	0	0					
	MQAMATHI H	2019	5212224	1	7	7	100	24	16	66.7	9	9	100	7	4	57.1	60	60	100	38	35	92.1				37	33	89.2	24	20	83.3	17	6	35.3	14	9	64.3		
	MQAMATHI H	2018	5212224	1	7	7	100	14	7	50	8	8	100	7	7	100	43	27	62.8	22	18	81.8				19	13	68.4	14	10	71.4	11	5	45.5	5	5	100		
	MSIMBITHI S	2019	5212225	1	9	6	66.7				12	11	91.7	9	7	77.8	30	28	93.3				14	12	85.7	6	4	66.7	10	8	80	7	4	57.1	4	3	75		
	MSIMBITHI S	2018	5212225	1	11	7	63.6				17	12	70.6	8	7	87.5	53	45	84.9				27	19	70.4	15	8	53.3	17	6	35.3	9	4	44.4	5	4	80		
	MSIMBU S	2019	5212314	1	13	12	92.3				13	11	84.6	21	19	90.5	67	57	85.1	35	35	100				27	26	96.3	20	19	95	25	13	52	26	23	88.5		
	MSIMBU S	2018	5212314	1	23	21	91.3				22	20	90.9	29	26	89.7	77	69	89.6	33	23	69.7				24	23	95.8	26	22	84.6	21	20	95.2	22	22	100		
	MSINGA H	2019	5212226	2	13	7	53.8				10	9	90	12	8	66.7	66	63	95.5	48	44	91.7				55	36	65.5				59	20	33.9	49	16	32.7		
	MSINGA H	2018	5212226	2	37	20	54.1				20	19	95	20	18	90	76	76	100	42	35	83.3				45	33	73.3				75	11	14.7	46	12	26.1		
	MTHALENI S	2019	5212243	1	4	3	75				6	3	50	7	1	14.3	15	10	66.7	7	3	42.9	0	0		4	4	100	6	6	100	3	2	66.7					
	MTHALENI S	2018	5212243	1	1	1	100				12	4	33.3	4	1	25	20	9	45	16	2	12.5				14	5	35.7	9	6	66.7	3	0	0					
	MUDEN COMBINED	2019	5212417	2							25	18	72				60	55	91.7	53	39	73.6	25	24	96	29	13	44.8	47	46	97.9	6	3	50	7	7	100		
	MUDEN COMBINED	2018	5212417	2							10	9	90				36	36	100	23	22	95.7	9	9	100	29	26	89.7	18	16	88.9	14	10	71.4	14	14	100		
	MUNTU H	2019	5212244	1	10	1	10	22	15	68.2	9	4	44.4	15	7	46.7	33	29	87.9							21	14	66.7	17	11	64.7	14	10	71.4	17	13	76.5		
	MUNTU H	2018	5212244	1	20	3	15	24	10	41.7	20	7	35	28	12	42.9	46	44	95.7							23	12	52.2	31	13	41.9	15	7	46.7	22	14	63.6		
	MZILANKATHA S	2019	5212315	1				17	17	100							17	17	100	17	11	64.7				17	15	88.2	17	14	82.4								
	MZILANKATHA S	2018	5212315	1				17	13	76.5							18	17	94.4							13	11	84.6				10	4	40	11	6	54.5		
	MZONIWE JS	2019	5212419	2	4	4	100				8	5	62.5	6	5	83.3	11	9	81.8													6	1	16.7					
	MZONIWE JS	2018	5212419	2	8	0	0				13	2	15.4	11	7	63.6	13	11	84.6													8	0	0					

Province Districts	Centre Name	Year	Centre Number	Quintile	Subject Description																																
					Accounting			Agricultural Sciences			Business Studies			Economics			English First Additional Language			Geography			History			Life Sciences			Mathematical Literacy			Mathematics			Physical Sciences		
					Total Wrote	Achieved30-100%	% Achieved at 30% and Above	Total Wrote	Achieved30-100%	% Achieved at 30% and Above	Total Wrote	Achieved30-100%	% Achieved at 30% and Above	Total Wrote	Achieved30-100%	% Achieved at 30% and Above	Total Wrote	Achieved30-100%	% Achieved at 30% and Above	Total Wrote	Achieved30-100%	% Achieved at 30% and Above	Total Wrote	Achieved30-100%	% Achieved at 30% and Above	Total Wrote	Achieved30-100%	% Achieved at 30% and Above	Total Wrote	Achieved30-100%	% Achieved at 30% and Above	Total Wrote	Achieved30-100%	% Achieved at 30% and Above			
UMZINYATHI	NDLANGAMANDLA S	2019	5212316	3	29	20	69	20	18	90	84	53	63.1	29	25	86.2	147	145	98.6	109	93	85.3				37	35	94.6				132	29	22	57	47	82.5
	NDLANGAMANDLA S	2018	5212316	3	15	12	80	20	12	60	72	34	47.2	35	23	65.7	151	126	83.4	87	56	64.4				24	18	75				82	10	12.2	42	19	45.2
	NDLELANHLE SECONDARY SCHOOL	2019	5212344	1													42	42	100	42	42	100				42	35	83.3				42	34	81	42	24	57.1
	NDLELANHLE SECONDARY SCHOOL	2018	5212344	1													31	31	100	31	31	100				31	28	90.3				31	21	67.7	31	17	54.8
	NDLOLOTHI S	2019	5212420	3	18	10	55.6				20	12	60				21	21	100	20	16	80									20	1	5				
	NDLOLOTHI S	2018	5212420	3	9	5	55.6				12	7	58.3				12	12	100	12	9	75									9	0	0				
	NGWANE JS	2019	5212342	1	12	8	66.7				10	8	80	12	7	58.3	43	40	93	20	19	95				24	17	70.8	15	9	60	22	12	54.5	21	16	76.2
	NGWANE JS	2018	5212342	1	19	12	63.2				17	13	76.5	18	15	83.3	61	55	90.2	32	19	59.4				27	19	70.4	15	7	46.7	33	12	36.4	34	20	58.8
	NHLALAKAHLE S	2019	5212317	1	23	22	95.7				51	47	92.2	24	16	66.7	101	100	99	72	48	66.7				78	44	56.4	31	28	90.3	59	20	33.9	31	20	64.5
	NHLALAKAHLE S	2018	5212317	1	13	7	53.8				29	21	72.4	13	8	61.5	92	89	96.7	62	45	72.6				77	63	81.8	13	13	100	62	34	54.8	55	31	56.4
	NKONZA S	2019	5212113	1													18	15	83.3	18	3	16.7	18	8	44.4				18	10	55.6						
	NKONZA S	2018	5212113	1													28	9	32.1	17	2	11.8	17	3	17.6				17	6	35.3						
	NOGIDA H	2019	5212227	1	9	8	88.9	13	11	84.6	32	24	75	30	23	76.7	45	45	100							12	9	75	27	19	70.4	15	5	33.3	11	10	90.9
	NOGIDA H	2018	5212227	1	14	9	64.3	51	29	56.9	40	16	40	42	25	59.5	104	87	83.7							25	17	68	36	10	27.8	27	7	25.9	12	11	91.7
	NOMAFU H	2019	5212245	1	32	30	93.8	53	47	88.7	37	22	59.5	33	27	81.8	99	97	98							51	48	94.1	7	7	100	80	24	30	50	42	84
	NOMAFU H	2018	5212245	1	26	19	73.1	21	15	71.4	31	21	67.7	37	27	73	71	62	87.3							26	21	80.8	12	9	75	48	22	45.8	26	22	84.6
	NOMDUMO H	2019	5212318	1	10	3	30				22	5	22.7	14	9	64.3	45	45	100	25	20	80				28	16	57.1	17	9	52.9	18	4	22.2	14	10	71.4
	NOMDUMO H	2018	5212318	1	19	6	31.6				37	19	51.4	18	12	66.7	66	66	100	38	30	78.9				40	31	77.5				54	7	13	20	16	80
	NTALANTALA S	2019	5212319	1	62	32	51.6				27	20	74.1	28	11	39.3	65	64	98.5							37	35	94.6	26	24	92.3	36	7	19.4	35	21	60

Province Districts	Centre Name	Year	Centre Number	Quintile	Subject Description																																
					Accounting			Agricultural Sciences			Business Studies			Economics			English First Additional Language			Geography			History			Life Sciences			Mathematical Literacy			Mathematics			Physical Sciences		
					Total Wrote	Achieved30-100%	% Achieved at 30% and Above	Total Wrote	Achieved30-100%	% Achieved at 30% and Above	Total Wrote	Achieved30-100%	% Achieved at 30% and Above	Total Wrote	Achieved30-100%	% Achieved at 30% and Above	Total Wrote	Achieved30-100%	% Achieved at 30% and Above	Total Wrote	Achieved30-100%	% Achieved at 30% and Above	Total Wrote	Achieved30-100%	% Achieved at 30% and Above	Total Wrote	Achieved30-100%	% Achieved at 30% and Above	Total Wrote	Achieved30-100%	% Achieved at 30% and Above	Total Wrote	Achieved30-100%	% Achieved at 30% and Above			
UMZINYATHI	NTALANTALA S	2018	5212319	1	73	44	60.3				34	26	76.5	44	18	40.9	97	88	90.7							47	37	78.7	32	22	68.8	38	14	36.8	38	25	65.8
	NYONIYEZWE H	2019	5212228	1	12	9	75				42	14	33.3	22	10	45.5	79	70	88.6	47	22	46.8				53	28	52.8	31	11	35.5	33	19	57.6	22	18	81.8
	NYONIYEZWE H	2018	5212228	1	10	6	60							32	23	71.9	75	65	86.7	52	31	59.6				42	28	66.7	54	21	38.9	19	14	73.7	20	17	85
	OPHOFINI S	2019	5212421	1	4	3	75	23	13	56.5	16	13	81.3	9	7	77.8	30	29	96.7				20	20	100	18	11	61.1				18	2	11.1	8	6	75
	OPHOFINI S	2018	5212421	1	13	6	46.2	19	11	57.9	21	9	42.9	14	10	71.4	21	20	95.2				9	7	77.8	7	3	42.9				21	0	0			
	PANO JS	2019	5212229	1													25	25	100	25	20	80				25	19	76				22	6	27.3	23	12	52.2
	PANO JS	2018	5212229	1													38	38	100	38	22	57.9				38	25	65.8				35	7	20	29	15	51.7
	PHAKATHWAYO S	2019	5212320	1	22	18	81.8				29	21	72.4	32	17	53.1	50	49	98	34	22	64.7				28	15	53.6	31	24	77.4	30	11	36.7	28	13	46.4
	PHAKATHWAYO S	2018	5212320	1	23	17	73.9				35	32	91.4	35	29	82.9	66	66	100	43	25	58.1				31	24	77.4	35	27	77.1	31	16	51.6	31	23	74.2
	PHATHIZWE H	2019	5212114	1	6	6	100				7	7	100				25	25	100	22	16	72.7	18	13	72.2	15	13	86.7	15	15	100	6	2	33.3			
	PHATHIZWE H	2018	5212114	1	10	8	80				10	7	70				34	31	91.2	26	18	69.2	19	17	89.5	13	11	84.6	9	5	55.6	21	1	4.8			
	PHUMELELA S	2019	5212254	1	8	6	75				7	7	100	10	7	70	10	10	100													8	1	12.5			
	PHUMELELA S	2018	5212254	1	5	3	60				6	5	83.3	8	5	62.5	7	7	100													4	0	0			
	PHUMULANI S	2019	5212321	3	18	15	83.3				33	30	90.9	22	22	100	59	59	100	35	33	94.3				30	26	86.7				54	22	40.7	23	18	78.3
	PHUMULANI S	2018	5212321	3	7	7	100				30	29	96.7	17	16	94.1	62	62	100	38	34	89.5				44	41	93.2				52	21	40.4	30	27	90
	QHOBOS JS	2019	5212334	1				22	22	100							23	23	100	22	22	100				23	22	95.7				23	6	26.1	23	20	87
	QHOBOS JS	2018	5212334	1				29	28	96.6							35	34	97.1	31	23	74.2				29	28	96.6				35	11	31.4	35	13	37.1
	QHUBINYATHI S	2019	5212422	2	8	3	37.5				6	2	33.3	7	3	42.9	13	4	30.8												10	0	0				
	QHUBINYATHI S	2018	5212422	2	13	10	76.9				13	8	61.5	13	12	92.3	13	13	100												13	0	0				
	SAKHISENI H	2019	5212230	1	16	14	87.5				55	25	45.5	69	34	49.3	128	126	98.4	48	43	89.6				46	40	87	71	57	80.3	40	24	60	26	14	53.8

Province Districts	Centre Name	Year	Centre Number	Quintile	Subject Description																																	
					Accounting			Agricultural Sciences			Business Studies			Economics			English First Additional Language			Geography			History			Life Sciences			Mathematical Literacy			Mathematics			Physical Sciences			
					Total Wrote	Achieved30-100%	% Achieved at 30% and Above	Total Wrote	Achieved30-100%	% Achieved at 30% and Above	Total Wrote	Achieved30-100%	% Achieved at 30% and Above	Total Wrote	Achieved30-100%	% Achieved at 30% and Above	Total Wrote	Achieved30-100%	% Achieved at 30% and Above	Total Wrote	Achieved30-100%	% Achieved at 30% and Above	Total Wrote	Achieved30-100%	% Achieved at 30% and Above	Total Wrote	Achieved30-100%	% Achieved at 30% and Above	Total Wrote	Achieved30-100%	% Achieved at 30% and Above	Total Wrote	Achieved30-100%	% Achieved at 30% and Above	Total Wrote	Achieved30-100%	% Achieved at 30% and Above	
UMZINYATHI	SAKHISENI H	2018	5212230	1	19	15	78.9				50	34	68	56	52	92.9	127	127	100	53	47	88.7				55	49	89.1	29	23	79.3	62	46	74.2	43	25	58.1	
	SAKHISIZWE S	2019	5212231	1	7	7	100				8	7	87.5	7	7	100	9	9	100								5	4	80	3	2	66.7						
	SAKHISIZWE S	2018	5212231	1	12	10	83.3				12	6	50	11	8	72.7	19	16	84.2								3	1	33.3	14	5	35.7						
	SAREL CILLIERS S	2019	5212115	4	17	17	100				88	83	94.3				12	12	100	16	15	93.8	23	23	100	81	72	88.9	82	80	97.6	67	49	73.1	45	39	86.7	
	SAREL CILLIERS S	2018	5212115	4	18	18	100				79	69	87.3				8	8	100	25	25	100	10	10	100	104	99	95.2	72	71	98.6	86	67	77.9	54	46	85.2	
	SEBENZAKUSAKHANYA S	2019	5212116	3	7	6	85.7				59	29	49.2	7	5	71.4	68	68	100	27	16	59.3	24	20	83.3	29	24	82.8	28	23	82.1	34	22	64.7	25	15	60	
	SEBENZAKUSAKHANYA S	2018	5212116	3	25	8	32				90	31	34.4	24	13	54.2	110	108	98.2	43	13	30.2	47	31	66	40	26	65	48	15	31.3	64	18	28.1	37	15	40.5	
	SHIYANE S	2019	5212117	1	35	20	57.1				38	27	71.1	38	23	60.5	135	119	88.1	86	51	59.3				86	39	45.3	75	34	45.3	54	19	35.2	27	18	66.7	
	SHIYANE S	2018	5212117	1	12	10	83.3				18	12	66.7	19	12	63.2	106	98	92.5	80	37	46.3				57	32	56.1	52	15	28.8	39	22	56.4	29	21	72.4	
	SICELIMFUNDO COMBINED	2019	5212343	1	41	38	92.7	98	80	81.6	66	44	66.7	72	47	65.3	175	164	93.7	113	107	94.7				101	86	85.1	38	29	76.3	123	57	46.3	96	78	81.3	
	SICELIMFUNDO COMBINED	2018	5212343	1	39	25	64.1	76	65	85.5	58	32	55.2	69	42	60.9	144	136	94.4	106	79	74.5				77	70	90.9	49	26	53.1	88	58	65.9	77	68	88.3	
	SIHAYO H	2019	5212322	2	18	13	72.2							18	15	83.3	91	91	100	33	29	87.9											79	47	59.5	61	49	80.3
	SIHAYO H	2018	5212322	2	15	14	93.3							16	15	93.8	100	100	100	42	27	64.3										95	70	73.7	77	67	87	
	SINOTHANDO SECONDARY SCHOOL	2019	5212255	3	6	2	33.3				4	3	75	4	2	50	7	7	100												5	1	20					
	SINOTHANDO SECONDARY SCHOOL	2018	5212255	3	2	2	100				13	1	7.7	13	4	30.8	13	11	84.6											2	2	100						
	SIPHAKEME COMBINED	2019	5212423	2							33	23	69.7				53	52	98.1	52	36	69.2	34	28	82.4	18	16	88.9	30	20	66.7	20	8	40	16	11	68.8	
	SIPHAKEME COMBINED	2018	5212423	2							30	11	36.7				58	56	96.6	43	30	69.8	44	30	68.2	16	15	93.8	26	14	53.8	15	7	46.7	15	10	66.7	
	SISEKELO HIGH SCHOOL	2019	5212431	1	8	8	100				12	12	100	12	12	100	12	12	100											8	8	100						





Province Districts	Centre Name	Year	Centre Number	Quintile	Subject Description																																
					Accounting			Agricultural Sciences			Business Studies			Economics			English First Additional Language			Geography			History			Life Sciences			Mathematical Literacy			Mathematics			Physical Sciences		
					Total Wrote	Achieved30-100%	% Achieved at 30% and Above	Total Wrote	Achieved30-100%	% Achieved at 30% and Above	Total Wrote	Achieved30-100%	% Achieved at 30% and Above	Total Wrote	Achieved30-100%	% Achieved at 30% and Above	Total Wrote	Achieved30-100%	% Achieved at 30% and Above	Total Wrote	Achieved30-100%	% Achieved at 30% and Above	Total Wrote	Achieved30-100%	% Achieved at 30% and Above	Total Wrote	Achieved30-100%	% Achieved at 30% and Above	Total Wrote	Achieved30-100%	% Achieved at 30% and Above	Total Wrote	Achieved30-100%	% Achieved at 30% and Above			
UMZINYATHI	UKUPHUMULA S	2018	5212326	1	5	5	100				10	9	90	12	12	100	30	30	100	23	20	87				19	18	94.7	6	5	83.3	24	23	95.8	19	19	100
	UMBONJE H	2019	5212247	1							32	29	90.6				63	63	100	33	23	69.7	30	29	96.7	65	45	69.2	32	23	71.9	33	15	45.5	32	25	78.1
	UMBONJE H	2018	5212247	1							32	22	68.8				98	89	90.8	47	17	36.2	52	42	80.8	83	38	45.8	43	18	41.9	27	16	59.3	36	20	55.6
	UMVOTI H	2019	5212424	1	18	17	94.4	8	5	62.5	19	18	94.7	17	15	88.2	43	43	100	13	12	92.3	15	15	100	19	6	31.6	12	11	91.7	25	5	20	6	4	66.7
	UMVOTI H	2018	5212424	1	13	12	92.3	9	9	100	13	12	92.3	15	15	100	42	42	100	10	9	90	16	16	100	17	12	70.6	11	9	81.8	22	4	18.2	8	5	62.5
	UPPER UMVOTI COMBINED	2019	5212425	1				4	2	50							4	4	100	3	2	66.7				3	1	33.3	3	3	100						
	UPPER UMVOTI COMBINED	2018	5212425	1							5	3	60	3	3	100	6	6	100							3	3	100				3	0	0			
	USIZO H	2019	5212235	1	1	0	0	4	4	100	0	0		0	0		7	7	100							5	5	100	3	3	100	2	1	50	6	4	66.7
	USIZO H	2018	5212235	1	1	1	100	14	4	28.6	0	0		2	0	0	16	11	68.8							16	3	18.8				16	0	0	17	4	23.5
	VELAPHANSI S	2019	5212327	1	14	13	92.9							6	6	100	15	14	93.3							15	13	86.7				14	8	57.1	8	3	37.5
	VELAPHANSI S	2018	5212327	1	12	6	50							4	4	100	16	16	100							14	14	100				12	4	33.3	9	8	88.9
	VELAPHI H	2019	5212236	1	5	0	0				4	4	100	5	4	80	16	13	81.3	11	7	63.6				11	5	45.5				15	3	20	11	6	54.5
	VELAPHI H	2018	5212236	1	3	2	66.7				6	3	50	3	3	100	14	13	92.9	9	0	0				9	3	33.3				8	1	12.5	6	1	16.7
	WETSIE S	2019	5212328	1													21	16	76.2	23	11	47.8	11	4	36.4	22	11	50	4	2	50	13	7	53.8	11	10	90.9
	WETSIE S	2018	5212328	1													37	30	81.1	32	20	62.5	19	6	31.6	30	17	56.7	13	3	23.1	18	12	66.7	20	16	80
	ZAMOKWAKHE S	2019	5212329	1	8	7	87.5				8	7	87.5	8	8	100	25	23	92	14	10	71.4				14	11	78.6				20	3	15	14	11	78.6
	ZAMOKWAKHE S	2018	5212329	1	7	6	85.7				6	5	83.3	7	7	100	30	29	96.7	17	14	82.4				20	18	90				22	7	31.8	19	18	94.7
	ZICOLE S	2019	5212330	3	14	13	92.9	85	55	64.7	14	11	78.6	18	14	77.8	105	103	98.1	38	31	81.6				78	44	56.4	48	44	91.7	45	25	55.6	38	20	52.6
	ZICOLE S	2018	5212330	3	14	11	78.6	62	46	74.2	18	10	55.6	18	14	77.8	109	109	100	27	13	48.1				81	57	70.4	49	36	73.5	54	41	75.9	43	25	58.1

Province Districts	Centre Name	Year	Centre Number	Quintile	Subject Description																																	
					Accounting			Agricultural Sciences			Business Studies			Economics			English First Additional Language			Geography			History			Life Sciences			Mathematical Literacy			Mathematics			Physical Sciences			
					Total Wrote	Achieved30-100%	% Achieved at 30% and Above	Total Wrote	Achieved30-100%	% Achieved at 30% and Above	Total Wrote	Achieved30-100%	% Achieved at 30% and Above	Total Wrote	Achieved30-100%	% Achieved at 30% and Above	Total Wrote	Achieved30-100%	% Achieved at 30% and Above	Total Wrote	Achieved30-100%	% Achieved at 30% and Above	Total Wrote	Achieved30-100%	% Achieved at 30% and Above	Total Wrote	Achieved30-100%	% Achieved at 30% and Above	Total Wrote	Achieved30-100%	% Achieved at 30% and Above	Total Wrote	Achieved30-100%	% Achieved at 30% and Above				
UMZINYATHI	ZIMISELENI JS	2019	5212237	1	4	4	100				14	14	100	16	13	81.3	22	19	86.4								9	5	55.6				15	3	20			
	ZIMISELENI JS	2018	5212237	1	8	4	50				16	10	62.5	16	10	62.5	24	19	79.2								2	2	100				13	3	23.1			
	ZINDLALELE S	2019	5212331	1	20	18	90				49	34	69.4	19	17	89.5	53	53	100	49	39	79.6					34	29	85.3				55	8	14.5	35	31	88.6
	ZINDLALELE S	2018	5212331	1	35	22	62.9				34	20	58.8	34	29	85.3	80	80	100	39	25	64.1					39	28	71.8				70	15	21.4	39	31	79.5
	ZOMBANE H	2019	5212248	1				25	22	88							42	41	97.6	16	13	81.3	28	28	100	40	36	90				40	8	20	13	8	61.5	
	ZOMBANE H	2018	5212248	1				50	6	12							66	47	71.2	58	15	25.9	53	40	75.5	51	11	21.6				45	1	2.2				
	ZONYAMA H	2019	5212249	1	11	8	72.7				11	11	100	11	9	81.8	11	8	72.7													11	1	9.1				
	ZONYAMA H	2018	5212249	1	5	2	40				11	2	18.2	8	2	25	16	10	62.5												4	0	0					
	ZWELINJANI S	2019	5212238	1	11	9	81.8				35	30	85.7	10	10	100	42	38	90.5								31	22	71				36	6	16.7	27	26	96.3
	ZWELINJANI S	2018	5212238	1	10	6	60				42	16	38.1	14	7	50	48	40	83.3								33	23	69.7				43	5	11.6	32	5	15.6
UTHUKELA	ABANTUNGWA H	2019	5211201	3	8	7	87.5				14	13	92.9	11	10	90.9	62	59	95.2	35	30	85.7	15	15	100	31	25	80.6	10	9	90	31	22	71	19	14	73.7	
	ABANTUNGWA H	2018	5211201	3	11	8	72.7				20	20	100	13	10	76.9	63	60	95.2	31	28	90.3	10	9	90	24	21	87.5	13	7	53.8	26	20	76.9	17	12	70.6	
	AMAHLUBI S	2019	5211202	3	9	7	77.8				8	8	100	8	8	100	102	102	100	30	29	96.7	54	52	96.3	35	25	71.4	53	44	83	36	16	44.4	28	25	89.3	
	AMAHLUBI S	2018	5211202	3	16	11	68.8				18	13	72.2				151	134	88.7	41	33	80.5	78	39	50	119	51	42.9	75	26	34.7	57	16	28.1	43	27	62.8	
	AMANGWANE H	2019	5211101	2	44	37	84.1	38	37	97.4	27	13	48.1	27	13	48.1	161	161	100	134	121	90.3	45	45	100	134	82	61.2	82	68	82.9	80	59	73.8	55	52	94.5	
	AMANGWANE H	2018	5211101	2	50	49	98	40	39	97.5	33	10	30.3	33	30	90.9	126	126	100	92	84	91.3	36	36	100	92	81	88	42	36	85.7	83	61	73.5	57	56	98.2	
	AMAPHISI H	2019	5211102	3	16	8	50				40	26	65	36	20	55.6	74	74	100	43	35	81.4				26	24	92.3	18	18	100	40	15	37.5	24	19	79.2	
	AMAPHISI H	2018	5211102	3	16	13	81.3				50	26	52	36	29	80.6	92	81	88	46	42	91.3				32	30	93.8	16	15	93.8	44	38	86.4	28	27	96.4	
	AMAZIZI H	2019	5211103	2													58	57	98.3	58	57	98.3	57	57	100	57	55	96.5	57	57	100							
	AMAZIZI H	2018	5211103	2													47	44	93.6	47	46	97.9	47	47	100	47	47	100	47	46	97.9							

Province Districts	Centre Name	Year	Centre Number	Quintile	Subject Description																																
					Accounting			Agricultural Sciences			Business Studies			Economics			English First Additional Language			Geography			History			Life Sciences			Mathematical Literacy			Mathematics			Physical Sciences		
					Total Wrote	Achieved30-100%	% Achieved at 30% and Above	Total Wrote	Achieved30-100%	% Achieved at 30% and Above	Total Wrote	Achieved30-100%	% Achieved at 30% and Above	Total Wrote	Achieved30-100%	% Achieved at 30% and Above	Total Wrote	Achieved30-100%	% Achieved at 30% and Above	Total Wrote	Achieved30-100%	% Achieved at 30% and Above	Total Wrote	Achieved30-100%	% Achieved at 30% and Above	Total Wrote	Achieved30-100%	% Achieved at 30% and Above	Total Wrote	Achieved30-100%	% Achieved at 30% and Above	Total Wrote	Achieved30-100%	% Achieved at 30% and Above	Total Wrote	Achieved30-100%	% Achieved at 30% and Above
UTHUKELA	BAMBAZI H	2019	5211104	1	11	7	63.6				14	8	57.1	13	6	46.2	62	62	100	8	8	100	5	5	100	38	31	81.6	5	5	100	47	21	44.7	33	26	78.8
	BAMBAZI H	2018	5211104	1	12	12	100				10	8	80	13	13	100	37	37	100	3	3	100	11	11	100	26	22	84.6	11	5	45.5	33	21	63.6	23	19	82.6
	BANDE H	2019	5211301	1	11	11	100	16	12	75	12	11	91.7	12	11	91.7	35	35	100	8	6	75	4	3	75	21	14	66.7	11	10	90.9	20	2	10	13	5	38.5
	BANDE H	2018	5211301	1	13	8	61.5	61	21	34.4	82	14	17.1	70	19	27.1	190	117	61.6	134	8	6	42	7	16.7	109	20	18.3	75	10	13.3	73	9	12.3	15	5	33.3
	BANGANI H	2019	5211105	2	9	2	22.2	17	12	70.6	27	12	44.4	19	10	52.6	62	58	93.5	31	27	87.1	23	18	78.3	13	9	69.2	13	8	61.5	20	1	5	13	8	61.5
	BANGANI H	2018	5211105	2	13	7	53.8	27	24	88.9	23	6	26.1	31	15	48.4	103	87	84.5	39	30	76.9	17	10	58.8	31	25	80.6	10	5	50	35	12	34.3	29	12	41.4
	BHEKABATHEMBU S	2019	5211302	1													23	23	100	28	21	75	20	14	70	24	18	75	17	13	76.5	6	4	66.7	8	8	100
	BHEKABATHEMBU S	2018	5211302	1													40	28	70	39	18	46.2	28	10	35.7	39	21	53.8	27	4	14.8	21	6	28.6	19	13	68.4
	BHEKATHINA H	2019	5211203	2	35	35	100				51	50	98				86	83	96.5	35	28	80	51	47	92.2	51	31	60.8	51	42	82.4	35	9	25.7	35	35	100
	BHEKATHINA H	2018	5211203	2	49	48	98				63	56	88.9				112	107	95.5	49	40	81.6	63	59	93.7	63	26	41.3	63	56	88.9	49	36	73.5	49	49	100
	BHEKINTUTHUKO S	2019	5211303	3													85	84	98.8	85	74	87.1	43	43	100	85	77	90.6	43	35	81.4	41	33	80.5	42	39	92.9
	BHEKINTUTHUKO S	2018	5211303	3													112	108	96.4	90	66	73.3	47	47	100	91	82	90.1	40	33	82.5	47	38	80.9	46	46	100
	BHEKUNDI S	2019	5211235	3							28	12	42.9				67	64	95.5	44	30	68.2				25	19	76	27	22	81.5	14	2	14.3	15	14	93.3
	BHEKUNDI S	2018	5211235	3							20	10	50				46	44	95.7	28	20	71.4				18	12	66.7	17	11	64.7	10	5	50	9	9	100
	BHEVU H	2019	5211432	3	26	23	88.5				18	16	88.9	16	11	68.8	48	48	100	12	11	91.7	13	13	100	24	20	83.3	10	10	100	26	11	42.3	13	13	100
	BHEVU H	2018	5211432	3	25	19	76				20	17	85	19	15	78.9	72	72	100	26	6	23.1	28	26	92.9	40	15	37.5	24	9	37.5	28	9	32.1	9	8	88.9
	BHUNGANE H	2019	5211204	2	10	7	70				11	9	81.8	13	11	84.6	36	31	86.1	19	8	42.1	16	15	93.8	16	5	31.3	18	7	38.9	11	3	27.3			
	BHUNGANE H	2018	5211204	2	14	7	50				22	8	36.4	24	6	25	33	30	90.9	19	5	26.3				12	3	25	12	7	58.3	13	5	38.5			
	BONOKUHLE H	2019	5211205	2				20	14	70							74	74	100	41	33	80.5	44	40	90.9	20	16	80	41	26	63.4	19	4	21.1	18	13	72.2
	BONOKUHLE H	2018	5211205	2	5	3	60	19	15	78.9	5	4	80	12	5	41.7	92	79	85.9	44	17	38.6	52	22	42.3	24	16	66.7	45	4	8.9	23	5	21.7	18	15	83.3



Province Districts	Centre Name	Year	Centre Number	Quintile	Subject Description																																
					Accounting			Agricultural Sciences			Business Studies			Economics			English First Additional Language			Geography			History			Life Sciences			Mathematical Literacy			Mathematics			Physical Sciences		
					Total Wrote	Achieved30-100%	% Achieved at 30% and Above	Total Wrote	Achieved30-100%	% Achieved at 30% and Above	Total Wrote	Achieved30-100%	% Achieved at 30% and Above	Total Wrote	Achieved30-100%	% Achieved at 30% and Above	Total Wrote	Achieved30-100%	% Achieved at 30% and Above	Total Wrote	Achieved30-100%	% Achieved at 30% and Above	Total Wrote	Achieved30-100%	% Achieved at 30% and Above	Total Wrote	Achieved30-100%	% Achieved at 30% and Above	Total Wrote	Achieved30-100%	% Achieved at 30% and Above	Total Wrote	Achieved30-100%	% Achieved at 30% and Above			
UTHUKELA	EMABHEKAZI COMBINED	2019	5211306	2				96	90	93.8							96	76	79.2	63	34	54				96	92	95.8	63	60	95.2	33	24	72.7	33	33	100
	EMABHEKAZI COMBINED	2018	5211306	2				59	58	98.3							60	57	95	21	19	90.5				55	54	98.2	34	33	97.1	19	17	89.5	30	30	100
	EMBIZENI H	2019	5211307	1	13	13	100	18	17	94.4	14	14	100	11	10	90.9	71	71	100	43	32	74.4				37	32	86.5	31	31	100	18	12	66.7	17	15	88.2
	EMBIZENI H	2018	5211307	1	9	8	88.9	15	10	66.7	11	11	100	9	9	100	57	50	87.7	24	19	79.2				23	20	87	20	18	90	18	13	72.2	10	9	90
	EMHLWANENI H	2019	5211402	3	18	17	94.4	37	37	100	18	18	100	18	17	94.4	121	121	100	103	102	99	27	27	100	103	100	97.1	64	64	100	57	51	89.5	39	39	100
	EMHLWANENI H	2018	5211402	3	19	19	100	34	34	100	19	19	100	19	19	100	134	134	100	115	112	97.4	24	24	100	115	114	99.1	58	58	100	76	76	100	57	57	100
	EMTHONJENIWOLWAZI S	2019	5211210	3	8	8	100	28	20	71.4	11	8	72.7	9	5	55.6	72	72	100	43	41	95.3	45	42	93.3	13	12	92.3	28	26	92.9	22	12	54.5	13	13	100
	EMTHONJENIWOLWAZI S	2018	5211210	3	4	4	100	16	12	75	6	4	66.7	4	4	100	57	57	100	43	41	95.3	23	23	100	25	23	92	16	14	87.5	28	24	85.7	24	24	100
	EMTSHEZI H	2019	5211211	3	11	4	36.4	5	5	100	11	10	90.9	11	8	72.7	64	59	92.2	30	30	100	22	22	100	18	17	94.4	10	7	70	29	15	51.7	18	18	100
	EMTSHEZI H	2018	5211211	3	8	4	50	21	21	100	8	4	50	6	3	50	70	58	82.9	43	40	93	28	24	85.7	14	13	92.9	21	4	19	26	20	76.9	20	20	100
	ENDAKANE H	2019	5211308	3	7	6	85.7				43	31	72.1	11	6	54.5	109	103	94.5	60	41	68.3	60	42	70	22	18	81.8	35	27	77.1	24	9	37.5	20	19	95
	ENDAKANE H	2018	5211308	3	13	8	61.5				35	17	48.6	14	12	85.7	65	65	100	34	31	91.2	29	26	89.7	16	12	75	19	14	73.7	26	11	42.3	13	11	84.6
	ENGQONDWENI H	2019	5211309	2	7	6	85.7				8	7	87.5	7	7	100	35	34	97.1	23	21	91.3				21	15	71.4	15	15	100	13	4	30.8	6	5	83.3
	ENGQONDWENI H	2018	5211309	2	14	11	78.6				14	4	28.6	14	10	71.4	57	55	96.5	39	13	33.3				34	15	44.1	25	11	44	22	5	22.7	12	5	41.7
	ENKOMOKAZINI TECHNICAL H	2019	5211233	3													64	64	100							7	7	100	6	6	100	28	8	28.6	28	21	75
	ENKOMOKAZINI TECHNICAL H	2018	5211233	3													61	61	100							7	0	0	8	3	37.5	26	12	46.2	23	20	87
	ENTONJENI H	2019	5211403	2	15	13	86.7	10	8	80	14	10	71.4	15	12	80	44	44	100	25	14	56				27	16	59.3	15	11	73.3	30	13	43.3	18	14	77.8

Province Districts	Centre Name	Year	Centre Number	Quintile	Subject Description																																	
					Accounting			Agricultural Sciences			Business Studies			Economics			English First Additional Language			Geography			History			Life Sciences			Mathematical Literacy			Mathematics			Physical Sciences			
					Total Wrote	Achieved30-100%	% Achieved at 30% and Above	Total Wrote	Achieved30-100%	% Achieved at 30% and Above	Total Wrote	Achieved30-100%	% Achieved at 30% and Above	Total Wrote	Achieved30-100%	% Achieved at 30% and Above	Total Wrote	Achieved30-100%	% Achieved at 30% and Above	Total Wrote	Achieved30-100%	% Achieved at 30% and Above	Total Wrote	Achieved30-100%	% Achieved at 30% and Above	Total Wrote	Achieved30-100%	% Achieved at 30% and Above	Total Wrote	Achieved30-100%	% Achieved at 30% and Above	Total Wrote	Achieved30-100%	% Achieved at 30% and Above	Total Wrote	Achieved30-100%	% Achieved at 30% and Above	
UTHUKELA	ENTONJENI H	2018	5211403	2	21	18	85.7	39	25	64.1	18	4	22.2	17	13	76.5	116	92	79.3	47	21	44.7	47	24	51.1	45	27	60	28	17	60.7	13	13	100				
	ESTCOURT H	2019	5211212	4	15	14	93.3				35	28	80							51	49	96.1	52	51	98.1	51	49	96.1	54	50	92.6	52	39	75	38	35	92.1	
	ESTCOURT H	2018	5211212	4	16	15	93.8				45	35	77.8							68	66	97.1	52	52	100	60	59	98.3	42	39	92.9	75	52	69.3	52	45	86.5	
	ESTCOURT S	2019	5211213	4							104	76	73.1	65	39	60					37	35	94.6	32	32	100	71	37	52.1	94	86	91.5	9	6	66.7	7	7	100
	ESTCOURT S	2018	5211213	4	7	7	100				86	41	47.7	35	31	88.6					63	60	95.2	57	52	91.2	56	39	69.6	78	58	74.4	27	20	74.1	20	17	85
	ESTCOURT SS	2019	5211214	3	33	18	54.5				134	55	41	33	19	57.6	217	210	96.8	160	109	68.1				166	59	35.5	104	75	72.1	99	40	40.4	64	42	65.6	
	ESTCOURT SS	2018	5211214	3	31	16	51.6				93	54	58.1	33	28	84.8	150	150	100	96	78	81.3				112	66	58.9	58	39	67.2	76	27	35.5	51	35	68.6	
	EZAKHENI H	2019	5211310	4	7	3	42.9				14	6	42.9	6	4	66.7	52	51	98.1	32	20	62.5	13	13	100	24	16	66.7	12	8	66.7	18	5	27.8	11	6	54.5	
	EZAKHENI H	2018	5211310	4	2	2	100				11	1	9.1	2	2	100	35	35	100	10	10	100	15	12	80	10	6	60	4	4	100	5	1	20	3	2	66.7	
	GANNAHOEK INTERMEDIATE	2019	5211238	1													24	22	91.7	22	15	68.2				24	22	91.7	27	27	100							
	GANNAHOEK INTERMEDIATE	2018	5211238	1													18	18	100	18	8	44.4				15	15	100	17	17	100							
	GOODHOME S	2019	5211241	2	12	9	75				12	9	75	10	8	80	30	30	100	18	14	77.8				20	10	50				30	5	16.7	18	8	44.4	
	GOODHOME S	2018	5211241	2	11	9	81.8				12	8	66.7	12	10	83.3	34	32	94.1	14	13	92.9				17	11	64.7				27	7	25.9	14	7	50	
	HARVEST COMBINED	2019	5211404	99	17	16	94.1				37	35	94.6				23	23	100	36	35	97.2	33	33	100	20	20	100	27	27	100	26	19	73.1	16	16	100	
	HARVEST COMBINED	2018	5211404	99	18	18	100				21	20	95.2				18	18	100	26	26	100	18	18	100	26	26	100	12	12	100	32	25	78.1	23	22	95.7	
	HLABANE H	2019	5211215	1							28	6	21.4				46	42	91.3	42	27	64.3				12	12	100	30	13	43.3	12	2	16.7	12	12	100	
	HLABANE H	2018	5211215	1							13	7	53.8				42	33	78.6	27	15	55.6				19	14	73.7	12	5	41.7	14	8	57.1	14	11	78.6	
	HLATHIKHULU H	2019	5211216	2				9	8	88.9							34	34	100	9	9	100	13	13	100	24	21	87.5	9	9	100	12	11	91.7	12	10	83.3	
	HLATHIKHULU H	2018	5211216	2				26	21	80.8							108	89	82.4	35	7	20	36	23	63.9	38	27	71.1	17	10	58.8	22	21	95.5	22	19	86.4	



Province Districts	Centre Name	Year	Centre Number	Quintile	Subject Description																																						
					Accounting			Agricultural Sciences			Business Studies			Economics			English First Additional Language			Geography			History			Life Sciences			Mathematical Literacy			Mathematics			Physical Sciences								
					Total Wrote	Achieved30-100%	% Achieved at 30% and Above	Total Wrote	Achieved30-100%	% Achieved at 30% and Above	Total Wrote	Achieved30-100%	% Achieved at 30% and Above	Total Wrote	Achieved30-100%	% Achieved at 30% and Above	Total Wrote	Achieved30-100%	% Achieved at 30% and Above	Total Wrote	Achieved30-100%	% Achieved at 30% and Above	Total Wrote	Achieved30-100%	% Achieved at 30% and Above	Total Wrote	Achieved30-100%	% Achieved at 30% and Above	Total Wrote	Achieved30-100%	% Achieved at 30% and Above	Total Wrote	Achieved30-100%	% Achieved at 30% and Above									
UTHUKELA	HLOPHE S	2019	5211405	3	4	2	50				5	5	100	5	3	60	6	6	100												4	2	50										
	HLOPHE S	2018	5211405	3	3	3	100				9	5	55.6	13	6	46.2	20	20	100											4	1	25											
	HOYE S	2019	5211107	2	35	23	65.7				139	118	84.9				148	146	98.6						137	111	81						124	77	62.1	90	78	86.7					
	HOYE S	2018	5211107	2	62	36	58.1				196	168	85.7				188	187	99.5	0	0				196	165	84.2					186	119	64	134	108	80.6						
	IMPOLWANE S	2019	5211311	3	15	14	93.3	18	17	94.4	15	8	53.3	15	12	80	68	65	95.6	32	18	56.3	33	26	78.8	48	24	50	30	20	66.7	33	8	24.2	18	18	100						
	IMPOLWANE S	2018	5211311	3	16	9	56.3	9	6	66.7	16	6	37.5	13	8	61.5	48	46	95.8	23	9	39.1	23	20	87	27	14	51.9	17	12	70.6	19	7	36.8	7	6	85.7						
	INCINJANA S	2019	5211312	3	5	4	80				15	4	26.7	7	5	71.4	17	15	88.2											5	0	0											
	INCINJANA S	2018	5211312	3	7	4	57.1				9	3	33.3	9	7	77.8	13	10	76.9											6	1	16.7											
	INGULA H	2019	5211406	3	22	16	72.7	41	38	92.7	46	38	82.6	22	16	72.7	120	120	100	30	29	96.7	29	29	100	93	73	78.5	52	44	84.6	63	37	58.7	43	40	93						
	INGULA H	2018	5211406	3	26	20	76.9	55	46	83.6	50	32	64	49	30	61.2	218	213	97.7	49	24	49	56	39	69.6	132	81	61.4	76	53	69.7	78	48	61.5	59	55	93.2						
	INJESUTHI H	2018	5211217	1	33	10	30.3				36	13	36.1	33	30	90.9	64	64	100	24	20	83.3				22	21	95.5	34	31	91.2	20	9	45	21	17	81						
	INKOSI UTATAZELA H	2019	5211229	3	8	8	100				12	6	50	9	6	66.7	58	58	100	38	22	57.9	11	10	90.9	18	9	50	11	9	81.8	23	2	8.7	18	5	27.8						
	INTANDOYESIZWE H	2019	5211313	3	14	14	100	25	24	96	14	13	92.9	23	14	60.9	113	112	99.1	61	39	63.9	60	60	100	25	25	100	61	60	98.4	39	19	48.7	25	23	92						
	INTANDOYESIZWE H	2018	5211313	3	16	16	100	21	21	100	18	16	88.9	16	16	100	120	115	95.8	69	40	58	69	67	97.1	21	21	100	69	35	50.7	37	18	48.6	21	21	100						
	ISIBUKO H	2019	5211108	1													25	25	100	22	16	72.7	18	16	88.9	27	19	70.4	17	16	94.1	7	3	42.9	7	7	100						
	ISIBUKO H	2018	5211108	1													39	38	97.4	40	21	52.5	37	21	56.8	40	30	75	36	16	44.4	17	12	70.6	17	14	82.4						
	ISLAMIC EDUCATIONAL CENTRE	2019	5211407	99	9	8	88.9				3	2	66.7							3	3	100				12	12	100				12	10	83.3	9	9	100						
	ISLAMIC EDUCATIONAL CENTRE	2018	5211407	99	5	5	100				9	7	77.8							9	9	100				14	14	100				14	8	57.1	5	5	100						
	JOBE SS	2019	5211314	1							17	9	52.9							23	22	95.7				8	7	87.5	11	6	54.5	22	20	90.9	9	7	77.8	14	6	42.9	17	13	76.5

Province Districts	Centre Name	Year	Centre Number	Quintile	Subject Description																																					
					Accounting			Agricultural Sciences			Business Studies			Economics			English First Additional Language			Geography			History			Life Sciences			Mathematical Literacy			Mathematics			Physical Sciences							
					Total Wrote	Achieved30-100%	% Achieved at 30% and Above	Total Wrote	Achieved30-100%	% Achieved at 30% and Above	Total Wrote	Achieved30-100%	% Achieved at 30% and Above	Total Wrote	Achieved30-100%	% Achieved at 30% and Above	Total Wrote	Achieved30-100%	% Achieved at 30% and Above	Total Wrote	Achieved30-100%	% Achieved at 30% and Above	Total Wrote	Achieved30-100%	% Achieved at 30% and Above	Total Wrote	Achieved30-100%	% Achieved at 30% and Above	Total Wrote	Achieved30-100%	% Achieved at 30% and Above	Total Wrote	Achieved30-100%	% Achieved at 30% and Above								
UTHUKELA	JOBE SS	2018	5211314	1							11	3	27.3				28	23	82.1	10	5	50	10	9	90	30	9	30	9	5	55.6	17	5	29.4	22	7	31.8					
	KHANDIMFUNDO S	2019	5211218	2													58	57	98.3	47	32	68.1	50	50	100	44	37	84.1	53	28	52.8											
	KHANDIMFUNDO S	2018	5211218	2	0	0					0	0		0	0		49	44	89.8	29	23	79.3	46	35	76.1	25	17	68	27	15	55.6	0	0									
	KHULANGOLWAZI H	2019	5211234	3	5	4	80				6	5	83.3	5	4	80	6	6	100																							
	KHULANGOLWAZI H	2018	5211234	3	1	1	100				7	3	42.9	8	1	12.5	14	12	85.7																							
	KWADLAMINI H	2019	5211219	2	5	4	80				12	5	41.7	10	2	20	23	23	100	16	5	31.3				11	8	72.7	13	12	92.3	5	4	80	5	5	100					
	KWADLAMINI H	2018	5211219	2	2	2	100				18	5	27.8	11	4	36.4	35	29	82.9	28	8	28.6				20	8	40	29	11	37.9	7	3	42.9	6	2	33.3					
	KWANTATSHANA PUBLIC S	2019	5211109	2	20	19	95				20	19	95	21	19	90.5	47	46	97.9	25	15	60	0	0		20	16	80	0	0				39	11	28.2	20	15	75			
	KWANTATSHANA PUBLIC S	2018	5211109	2	24	11	45.8				27	16	59.3	26	19	73.1	71	60	84.5	37	18	48.6				32	14	43.8							53	7	13.2	32	13	40.6		
	KWAPHAYIKENI H	2019	5211409	2																																						
	KWAPHAYIKENI H	2018	5211409	2																																						
	KWAPHINDAVELE COMBINED	2019	5211410	3																																						
	KWAPHINDAVELE COMBINED	2018	5211410	3																																						
	LADYSMITH H	2019	5211411	5	44	44	100																																			
	LADYSMITH H	2018	5211411	5	51	49	96.1																																			
	LADYSMITH S	2019	5211412	5	34	34	100																																			
	LADYSMITH S	2018	5211412	5	45	39	86.7																																			
LIMEHILL H	2019	5211315	3	15	13	86.7	52	36	69.2	10	9	90	10	10	100	130	130	100	69	66	95.7	71	70	98.6	58	50	86.2	66	61	92.4	54	38	70.4	44	44	100						

Province Districts	Centre Name	Year	Centre Number	Quintile	Subject Description																																		
					Accounting			Agricultural Sciences			Business Studies			Economics			English First Additional Language			Geography			History			Life Sciences			Mathematical Literacy			Mathematics			Physical Sciences				
					Total Wrote	Achieved30-100%	% Achieved at 30% and Above	Total Wrote	Achieved30-100%	% Achieved at 30% and Above	Total Wrote	Achieved30-100%	% Achieved at 30% and Above	Total Wrote	Achieved30-100%	% Achieved at 30% and Above	Total Wrote	Achieved30-100%	% Achieved at 30% and Above	Total Wrote	Achieved30-100%	% Achieved at 30% and Above	Total Wrote	Achieved30-100%	% Achieved at 30% and Above	Total Wrote	Achieved30-100%	% Achieved at 30% and Above	Total Wrote	Achieved30-100%	% Achieved at 30% and Above	Total Wrote	Achieved30-100%	% Achieved at 30% and Above					
UTHUKELA	LIMEHILL H	2018	5211315	3	27	26	96.3	44	28	63.6	27	22	81.5	27	24	88.9	132	132	100	81	75	92.6	61	60	98.4	61	56	91.8	61	53	86.9	71	56	78.9	44	44	100		
	LOKOTHWAYO COMBINED	2019	5211316	1							19	14	73.7	19	6	31.6	60	60	100	60	48	80				31	28	90.3	19	16	84.2	31	15	48.4	31	23	74.2		
	LOKOTHWAYO COMBINED	2018	5211316	1	9	8	88.9				13	9	69.2	11	7	63.6	55	54	98.2	37	27	73				31	30	96.8				31	7	22.6	25	19	76		
	MADILIKA COMBINED	2019	5211413	3													19	19	100	29	26	89.7				26	13	50				21	7	33.3	28	8	28.6		
	MADILIKA COMBINED	2018	5211413	3													29	29	100	29	23	79.3				29	17	58.6				29	7	24.1	29	6	20.7		
	MAFU H	2019	5211110	2				20	13	65	47	26	55.3	23	19	82.6	107	96	89.7	25	16	64	44	31	70.5	32	21	65.6	38	28	73.7	29	2	6.9	31	16	51.6		
	MAFU H	2018	5211110	2	21	12	57.1	24	14	58.3	30	13	43.3	26	20	76.9	104	96	92.3	46	25	54.3	28	21	75	59	35	59.3	31	17	54.8	61	6	9.8	39	21	53.8		
	MAGWABABA H	2019	5211414	3	9	9	100				14	14	100	9	8	88.9	48	47	97.9	24	23	95.8	16	16	100	25	22	88	9	9	100	22	14	63.6	13	13	100		
	MAGWABABA H	2018	5211414	3	15	13	86.7				15	14	93.3	15	14	93.3	72	72	100	57	50	87.7	36	36	100	57	43	75.4	36	27	75	36	28	77.8	21	21	100		
	MANDLAKHE S	2019	5211317	1							21	20	95.2				17	16	94.1	15	13	86.7				12	9	75	19	15	78.9								
	MANDLAKHE S	2018	5211317	1							12	11	91.7				8	8	100	8	6	75				7	5	71.4	14	6	42.9								
	MANGCENGEZA H	2019	5211415	3													10	10	100	10	9	90	10	10	100	10	5	50	7	7	100	3	0	0					
	MANGCENGEZA H	2018	5211415	3													21	20	95.2	17	15	88.2	22	22	100	17	12	70.6	9	9	100	8	3	37.5					
	MANKAYANA H	2019	5211318	1	26	10	38.5				26	26	100	26	14	53.8	26	25	96.2													26	18	69.2					
	MANKAYANA H	2018	5211318	1	27	14	51.9				27	27	100	27	22	81.5	27	27	100												27	27	100						
	MAQOQA S	2019	5211111	2													20	20	100	20	19	95				19	19	100						19	13	68.4	19	18	94.7
	MAQOQA S	2018	5211111	2	28	24	85.7				33	19	57.6	26	24	92.3	36	34	94.4												27	13	48.1						
	MASHOBANE S	2019	5211416	3				7	7	100							7	7	100	7	7	100				7	7	100				7	2	28.6					
	MASHOBANE S	2018	5211416	3				12	9	75							15	15	100	14	14	100				15	13	86.7				12	5	41.7					

Province Districts	Centre Name	Year	Centre Number	Quintile	Subject Description																																
					Accounting			Agricultural Sciences			Business Studies			Economics			English First Additional Language			Geography			History			Life Sciences			Mathematical Literacy			Mathematics			Physical Sciences		
					Total Wrote	Achieved30-100%	% Achieved at 30% and Above	Total Wrote	Achieved30-100%	% Achieved at 30% and Above	Total Wrote	Achieved30-100%	% Achieved at 30% and Above	Total Wrote	Achieved30-100%	% Achieved at 30% and Above	Total Wrote	Achieved30-100%	% Achieved at 30% and Above	Total Wrote	Achieved30-100%	% Achieved at 30% and Above	Total Wrote	Achieved30-100%	% Achieved at 30% and Above	Total Wrote	Achieved30-100%	% Achieved at 30% and Above	Total Wrote	Achieved30-100%	% Achieved at 30% and Above	Total Wrote	Achieved30-100%	% Achieved at 30% and Above	Total Wrote	Achieved30-100%	% Achieved at 30% and Above
UTHUKELA	MASOYI S	2019	5211417	3	32	23	71.9				32	30	93.8	36	31	86.1	36	36	100													32	2	6.3			
	MASOYI S	2018	5211417	3	31	22	71				31	14	45.2	31	28	90.3	31	31	100												31	4	12.9				
	MAVUMBUKA H	2019	5211112	1	18	16	88.9				20	16	80	17	13	76.5	66	64	97	41	38	92.7	16	13	81.3	29	29	100	14	10	71.4	47	39	83	28	26	92.9
	MAVUMBUKA H	2018	5211112	1	13	13	100				14	13	92.9	13	11	84.6	67	65	97	53	24	45.3	25	23	92	26	26	100	25	14	56	39	37	94.9	26	22	84.6
	MEADOWSWEET COMBINED	2019	5211113	1													32	32	100	26	21	80.8				26	19	73.1	16	15	93.8	10	6	60	10	5	50
	MEADOWSWEET COMBINED	2018	5211113	1													51	44	86.3	51	15	29.4				50	17	34	38	19	50	13	3	23.1	13	1	7.7
	MHLANGANYELWA COMBINED	2019	5211418	3													18	18	100	18	18	100	11	11	100	16	16	100	6	6	100	10	3	30	5	5	100
	MHLANGANYELWA COMBINED	2018	5211418	3													27	19	70.4	15	8	53.3				13	3	23.1	9	4	44.4	3	1	33.3	3	2	66.7
	MHLWAZINI S	2019	5211114	1													71	71	100	64	50	78.1	62	60	96.8	33	28	84.8	54	47	87	10	8	80	10	9	90
	MHLWAZINI S	2018	5211114	1													75	66	88	64	51	79.7	71	58	81.7	38	37	97.4	60	45	75	9	7	77.8	9	7	77.8
	MHUBHENI H	2019	5211220	3							10	5	50	9	9	100	42	42	100	15	14	93.3				38	23	60.5	7	5	71.4	16	13	81.3	15	14	93.3
	MHUBHENI H	2018	5211220	3							5	5	100	5	5	100	50	45	90	19	18	94.7				51	32	62.7				24	17	70.8	19	18	94.7
	MPUMELELO H	2019	5211222	1	15	15	100				15	15	100	15	15	100	89	89	100	63	56	88.9	28	28	100	54	52	96.3	29	27	93.1	52	31	59.6	38	35	92.1
	MPUMELELO H	2018	5211222	1	10	9	90				10	8	80	10	8	80	146	131	89.7	69	59	85.5	65	46	70.8	65	62	95.4	37	35	94.6	40	28	70	34	33	97.1
	MQEDANDABA H	2019	5211115	1	31	27	87.1	27	27	100	44	33	75	44	35	79.5	94	93	98.9	23	18	78.3	23	20	87	50	41	82	36	26	72.2	58	20	34.5	27	25	92.6
	MQEDANDABA H	2018	5211115	1	25	12	48	26	25	96.2	50	27	54	46	29	63	107	98	91.6	22	18	81.8	30	27	90	48	45	93.8	43	24	55.8	51	17	33.3	27	27	100
	MTHANIYA COMBINED	2019	5211236	1	15	6	40				15	8	53.3	15	11	73.3	36	32	88.9	22	8	36.4	21	10	47.6	22	8	36.4	22	9	40.9	15	3	20			
	MTHANIYA COMBINED	2018	5211236	1	11	7	63.6				11	3	27.3	11	10	90.9	47	19	40.4	11	5	45.5	11	11	100	11	7	63.6	12	3	25	11	3	27.3			

Province Districts	Centre Name	Year	Centre Number	Quintile	Subject Description																																			
					Accounting			Agricultural Sciences			Business Studies			Economics			English First Additional Language			Geography			History			Life Sciences			Mathematical Literacy			Mathematics			Physical Sciences					
					Total Wrote	Achieved30-100%	% Achieved at 30% and Above	Total Wrote	Achieved30-100%	% Achieved at 30% and Above	Total Wrote	Achieved30-100%	% Achieved at 30% and Above	Total Wrote	Achieved30-100%	% Achieved at 30% and Above	Total Wrote	Achieved30-100%	% Achieved at 30% and Above	Total Wrote	Achieved30-100%	% Achieved at 30% and Above	Total Wrote	Achieved30-100%	% Achieved at 30% and Above	Total Wrote	Achieved30-100%	% Achieved at 30% and Above	Total Wrote	Achieved30-100%	% Achieved at 30% and Above	Total Wrote	Achieved30-100%	% Achieved at 30% and Above						
UTHUKELA	MTHENDE H	2019	5211116	1				24	17	70.8										60	56	93.3	30	19	63.3				46	30	65.2	31	23	74.2	17	10	58.8	19	15	78.9
	MTHENDE H	2018	5211116	1				12	11	91.7	29	8	27.6				50	41	82	22	15	68.2				29	24	82.8	23	14	60.9	12	8	66.7	11	9	81.8			
	MZIMELA H	2019	5211319	1	14	14	100				15	14	93.3	15	13	86.7	75	75	100	57	56	98.2	50	50	100	58	50	86.2	58	58	100	13	10	76.9	10	10	100			
	MZIMELA H	2018	5211319	1	11	11	100				11	11	100	11	11	100	63	62	98.4	48	48	100	37	37	100	48	48	100	39	38	97.4	23	12	52.2	12	12	100			
	NDALELA H	2019	5211420	3	8	8	100				6	6	100	8	8	100	42	42	100	26	26	100	19	19	100	28	26	92.9	15	15	100	16	10	62.5	10	10	100			
	NDALELA H	2018	5211420	3	11	8	72.7				24	8	33.3	16	10	62.5	86	86	100	49	30	61.2	37	31	83.8	49	25	51	21	10	47.6	27	10	37	21	18	85.7			
	NETHEZEKA H	2019	5211321	1				13	11	84.6							16	14	87.5	11	10	90.9				9	9	100	10	9	90									
	NETHEZEKA H	2018	5211321	1				14	11	78.6							14	14	100	10	8	80				10	10	100	10	10	100									
	NGCONGOSI H	2019	5211117	2	2	2	100				11	4	36.4	16	9	56.3	24	24	100	17	17	100				16	15	93.8				17	10	58.8	16	15	93.8			
	NGCONGOSI H	2018	5211117	2	5	5	100				7	4	57.1	22	5	22.7	53	43	81.1	18	13	72.2				29	18	62.1				20	12	60	16	14	87.5			
	NGIBONGELENI H	2019	5211223	3	9	6	66.7	10	9	90	10	8	80	9	7	77.8	56	56	100	25	20	80				33	25	75.8	32	28	87.5	10	3	30	9	6	66.7			
	NGIBONGELENI H	2018	5211223	3	13	7	53.8	10	8	80	14	11	78.6	13	9	69.2	78	77	98.7	29	26	89.7				34	33	97.1	22	13	59.1	23	9	39.1	14	9	64.3			
	NGOZA S	2019	5211322	2	2	2	100				12	10	83.3	12	11	91.7	28	26	92.9	12	12	100				10	10	100	9	8	88.9	13	4	30.8	10	9	90			
	NGOZA S	2018	5211322	2	7	6	85.7				20	15	75	14	13	92.9	33	32	97	12	12	100				11	11	100	3	3	100	17	2	11.8	11	6	54.5			
	NHLOKWANE S	2019	5211133	2	4	4	100	17	16	94.1	4	4	100	5	5	100	24	24	100	17	15	88.2				16	14	87.5				21	4	19						
	NHLOKWANE S	2018	5211133	2	8	6	75	12	8	66.7	10	4	40	8	8	100	25	20	80	10	7	70				8	8	100				16	5	31.3						
	NJEZA S	2019	5211224	1				11	10	90.9							17	17	100	5	4	80	6	6	100	14	13	92.9	5	5	100	9	8	88.9	9	9	100			
	NJEZA S	2018	5211224	1				17	13	76.5							49	38	77.6	19	4	21.1	26	10	38.5	35	16	45.7	20	7	35	15	14	93.3	14	9	64.3			
	NOBOMI S	2019	5211118	2													30	30	100	24	21	87.5	15	13	86.7	22	17	77.3	8	8	100	14	7	50	14	14	100			
	NOBOMI S	2018	5211118	2													25	25	100	25	21	84				22	19	86.4				22	3	13.6	22	19	86.4			

Province Districts	Centre Name	Year	Centre Number	Quintile	Subject Description																																
					Accounting			Agricultural Sciences			Business Studies			Economics			English First Additional Language			Geography			History			Life Sciences			Mathematical Literacy			Mathematics			Physical Sciences		
					Total Wrote	Achieved30-100%	% Achieved at 30% and Above	Total Wrote	Achieved30-100%	% Achieved at 30% and Above	Total Wrote	Achieved30-100%	% Achieved at 30% and Above	Total Wrote	Achieved30-100%	% Achieved at 30% and Above	Total Wrote	Achieved30-100%	% Achieved at 30% and Above	Total Wrote	Achieved30-100%	% Achieved at 30% and Above	Total Wrote	Achieved30-100%	% Achieved at 30% and Above	Total Wrote	Achieved30-100%	% Achieved at 30% and Above	Total Wrote	Achieved30-100%	% Achieved at 30% and Above	Total Wrote	Achieved30-100%	% Achieved at 30% and Above			
UTHUKELA	NQOBILE COMBINED	2019	5211119	1				58	55	94.8	18	17	94.4	18	18	100	61	61	100							45	43	95.6	1	1	100	60	13	21.7	43	41	95.3
	NQOBILE COMBINED	2018	5211119	1	18	15	83.3	39	32	82.1	32	18	56.3	29	21	72.4	75	72	96							46	35	76.1				63	18	28.6	37	30	81.1
	NSIKAYEZW COMBINED	2019	5211323	1	13	8	61.5				11	3	27.3	9	0	0	37	36	97.3							23	10	43.5	11	10	90.9	16	7	43.8	11	11	100
	NSIKAYEZW COMBINED	2018	5211323	1	10	3	30				17	5	29.4	17	5	29.4	42	27	64.3							20	14	70	15	8	53.3	10	5	50	10	9	90
	NTABABUSUKU JS	2019	5211421	2	12	12	100				14	12	85.7	13	7	53.8	15	14	93.3													12	3	25			
	NTABABUSUKU JS	2018	5211421	2	11	10	90.9				18	8	44.4	20	9	45	28	28	100													12	6	50			
	NTATHAKUSA S	2019	5211120	2	16	11	68.8	71	37	52.1	16	7	43.8	17	6	35.3	107	104	97.2	107	69	64.5	49	39	79.6	32	28	87.5	39	27	69.2	55	15	27.3	38	20	52.6
	NTATHAKUSA S	2018	5211120	2	17	8	47.1	99	52	52.5	16	3	18.8	18	10	55.6	133	131	98.5	131	86	65.6	62	58	93.5	38	37	97.4	63	37	58.7	67	23	34.3	50	29	58
	PHINDOKUHLE H	2019	5211324	3	13	8	61.5				22	16	72.7	22	7	31.8	25	22	88	12	12	100				12	11	91.7				25	4	16	12	10	83.3
	PHINDOKUHLE H	2018	5211324	3	15	4	26.7				12	8	66.7	8	5	62.5	15	15	100	10	10	100				10	9	90				14	4	28.6	11	9	81.8
	PHOWENI S	2019	5211325	3				16	8	50							26	11	42.3	21	11	52.4				17	11	64.7				14	1	7.1			
	PHOWENI S	2018	5211325	3				16	3	18.8							13	12	92.3	18	3	16.7				17	6	35.3				12	0	0			
	PHUTHINI S	2019	5211242	2	23	8	34.8				15	8	53.3	7	3	42.9	23	14	60.9													12	5	41.7	8	5	62.5
	PHUTHINI S	2018	5211242	2	15	9	60				33	6	18.2	13	8	61.5	41	19	46.3													11	4	36.4	4	4	100
	POTSHINI H	2019	5211121	3	16	7	43.8				19	8	42.1	20	6	30	22	18	81.8													16	1	6.3			
	POTSHINI H	2018	5211121	3	11	10	90.9				26	14	53.8	27	13	48.1	42	37	88.1													11	4	36.4			
	QHOZO H	2019	5211122	1	26	13	50	35	27	77.1	37	25	67.6	29	24	82.8	109	100	91.7	29	20	69	18	17	94.4	45	43	95.6	21	16	76.2	54	9	16.7	27	22	81.5
	QHOZO H	2018	5211122	1	32	16	50	32	24	75	39	28	71.8	32	29	90.6	113	102	90.3	69	28	40.6	16	16	100	45	37	82.2	20	12	60	53	12	22.6	25	20	80
	QOPHINDLELA S	2019	5211326	3													85	85	100	76	71	93.4	58	50	86.2	76	62	81.6	32	32	100	44	27	61.4	27	25	92.6

Province Districts	Centre Name	Year	Centre Number	Quintile	Subject Description																																			
					Accounting			Agricultural Sciences			Business Studies			Economics			English First Additional Language			Geography			History			Life Sciences			Mathematical Literacy			Mathematics			Physical Sciences					
					Total Wrote	Achieved30-100%	% Achieved at 30% and Above	Total Wrote	Achieved30-100%	% Achieved at 30% and Above	Total Wrote	Achieved30-100%	% Achieved at 30% and Above	Total Wrote	Achieved30-100%	% Achieved at 30% and Above	Total Wrote	Achieved30-100%	% Achieved at 30% and Above	Total Wrote	Achieved30-100%	% Achieved at 30% and Above	Total Wrote	Achieved30-100%	% Achieved at 30% and Above	Total Wrote	Achieved30-100%	% Achieved at 30% and Above	Total Wrote	Achieved30-100%	% Achieved at 30% and Above	Total Wrote	Achieved30-100%	% Achieved at 30% and Above						
UTHUKELA	QOPHINDLELA S	2018	5211326	3											115	114	99.1	67	61	91	67	52	77.6	67	58	86.6	13	13	100	48	38	79.2	36	22	61.1					
	SAHLUMBE H	2019	5211327	1	4	1	25	58	9	15.5	11	0	0	21	5	23.8	333	178	53.5	65	19	29.2	176	51	29	9	7	77.8	53	15	28.3	21	12	57.1	9	8	88.9			
	SAHLUMBE H	2018	5211327	1										32	19	59.4	134	101	75.4	70	11	15.7	73	33	45.2	37	22	59.5	73	11	15.1	27	18	66.7	28	17	60.7			
	SAKHELWE H	2019	5211328	3	53	18	34							54	42	77.8	57	25	43.9	235	216	91.9	151	87	57.6	112	87	77.7	153	91	59.5	92	64	69.6	95	33	34.7	50	27	54
	SAKHELWE H	2018	5211328	3	23	16	69.6							47	29	61.7	76	27	35.5	247	225	91.1	86	78	90.7	98	63	64.3	111	87	78.4	38	31	81.6	63	47	74.6	46	39	84.8
	SICELOKUHLE H	2019	5211422	3	10	4	40	12	12	100	14	7	50	12	6	50	70	70	100	50	47	94	12	10	83.3	35	33	94.3	25	18	72	33	24	72.7	23	18	78.3			
	SICELOKUHLE H	2018	5211422	3	13	3	23.1	24	9	37.5	18	2	11.1	17	6	35.3	140	133	95	66	45	68.2	25	22	88	56	40	71.4	23	15	65.2	41	16	39	24	14	58.3			
	SICELUKUKHANYA H	2019	5211329	2	14	13	92.9							17	12	70.6	15	15	100	92	92	100	70	70	100	29	28	96.6	41	38	92.7	34	32	94.1	49	16	32.7	34	32	94.1
	SICELUKUKHANYA H	2018	5211329	2	15	15	100							19	16	84.2	16	16	100	96	91	94.8	49	46	93.9				43	43	100	18	15	83.3	47	18	38.3	37	29	78.4
	SIGWEJE H	2019	5211330	3	25	19	76	34	27	79.4	22	18	81.8	19	16	84.2	155	141	91	88	47	53.4	89	70	78.7	38	30	78.9	85	46	54.1	59	29	49.2	41	26	63.4			
	SIGWEJE H	2018	5211330	3	17	15	88.2	19	17	89.5	18	9	50	11	11	100	101	97	96	59	32	54.2	55	43	78.2	20	20	100	49	29	59.2	37	26	70.3	27	22	81.5			
	SILINDOKUHLE S	2019	5211423	3	7	3	42.9							62	35	56.5	7	5	71.4	97	93	95.9	83	70	84.3	56	49	87.5	30	22	73.3	55	34	61.8	32	12	37.5	25	22	88
	SILINDOKUHLE S	2018	5211423	3	14	4	28.6							59	5	8.5	17	7	41.2	149	144	96.6	98	34	34.7	64	14	21.9	37	27	73	42	15	35.7	52	15	28.8	38	9	23.7
	SILOKOZA S	2019	5211331	1	7	7	100							8	2	25	7	0	0	32	25	78.1	19	16	84.2				17	10	58.8				22	4	18.2	18	7	38.9
	SILOKOZA S	2018	5211331	1	8	0	0							2	0	0	4	0	0	37	30	81.1	25	14	56				17	6	35.3				13	6	46.2	12	6	50
	SIPHIMFUNDO S	2019	5211332	1	10	6	60							11	4	36.4	13	5	38.5	68	66	97.1	40	35	87.5	32	30	93.8	34	21	61.8	24	18	75	24	4	16.7	16	13	81.3
	SIPHIMFUNDO S	2018	5211332	1	8	5	62.5							9	3	33.3	9	7	77.8	67	66	98.5	35	32	91.4	23	21	91.3	28	21	75	25	18	72	20	5	25	12	8	66.7
	SIPHOKUHLE H	2019	5211225	3	14	9	64.3													17	17	100							11	8	72.7				9	4	44.4	10	4	40
	SIPHOKUHLE H	2018	5211225	3	12	7	58.3													18	15	83.3							11	8	72.7				11	7	63.6	11	7	63.6
	SIRAATUL HAQ ISLAMIC	2019	5211226	99	4	4	100							8	8	100				8	8	100	11	11	100	7	7	100	4	4	100	8	8	100	4	4	100	4	4	100





Province Districts	Centre Name	Year	Centre Number	Quintile	Subject Description																																			
					Accounting			Agricultural Sciences			Business Studies			Economics			English First Additional Language			Geography			History			Life Sciences			Mathematical Literacy			Mathematics			Physical Sciences					
					Total Wrote	Achieved30-100%	% Achieved at 30% and Above	Total Wrote	Achieved30-100%	% Achieved at 30% and Above	Total Wrote	Achieved30-100%	% Achieved at 30% and Above	Total Wrote	Achieved30-100%	% Achieved at 30% and Above	Total Wrote	Achieved30-100%	% Achieved at 30% and Above	Total Wrote	Achieved30-100%	% Achieved at 30% and Above	Total Wrote	Achieved30-100%	% Achieved at 30% and Above	Total Wrote	Achieved30-100%	% Achieved at 30% and Above	Total Wrote	Achieved30-100%	% Achieved at 30% and Above	Total Wrote	Achieved30-100%	% Achieved at 30% and Above						
UTHUKELA	SIRAATUL HAQ ISLAMIC	2018	5211226	99	3	3	100				9	7	77.8				8	8	100	11	11	100	4	4	100	5	5	100	6	5	83.3	2	2	100						
	SIVUKILE HIGH SCHOOL	2019	5211335	1	24	24	100				24	13	54.2	24	13	54.2	108	104	96.3	84	45	53.6	53	46	86.8	84	37	44	53	44	83	55	15	27.3	31	27	87.1			
	SIVUKILE HIGH SCHOOL	2018	5211335	1	23	22	95.7				23	22	95.7	23	23	100	115	112	97.4	99	78	78.8	66	48	72.7	99	88	88.9	70	51	72.9	52	33	63.5	29	28	96.6			
	SIZAKAHLE PUBLIC S (Ladysmith)	2019	5211424	3	17	12	70.6				44	25	56.8	18	11	61.1	100	100	100	57	46	80.7	42	39	92.9	24	20	83.3	56	48	85.7	42	22	52.4	23	14	60.9			
	SIZAKAHLE PUBLIC S (Ladysmith)	2018	5211424	3	22	13	59.1				49	20	40.8	32	14	43.8	116	113	97.4	61	40	65.6	46	26	56.5	33	23	69.7	55	35	63.6	49	22	44.9	27	17	63			
	SIZATHINA H	2019	5211227	1	9	7	77.8	26	24	92.3	10	7	70	11	7	63.6	69	66	95.7	12	9	75	15	15	100	39	32	82.1	12	9	75	35	19	54.3	26	25	96.2			
	SIZATHINA H	2018	5211227	1	19	12	63.2	14	12	85.7	20	3	15	21	17	81	65	65	100	20	18	90	20	17	85	14	13	92.9	19	14	73.7	30	11	36.7	12	12	100			
	SOBABILI H	2019	5211228	2	13	13	100	33	33	100	17	17	100	17	7	41.2	54	52	96.3																					
	SOBABILI H	2018	5211228	2	12	9	75	37	35	94.6	20	19	95	17	16	94.1	67	61	91							36	31	86.1							44	38	86.4	32	31	96.9
	SOKESIMBONE H	2019	5211123	1				33	26	78.8	20	12	60				42	42	100							32	28	87.5	17	7	41.2	18	4	22.2	17	16	94.1			
	SOKESIMBONE H	2018	5211123	1				44	39	88.6	32	19	59.4				46	44	95.7							42	35	83.3	27	26	96.3	11	7	63.6	13	13	100			
	ST CHAD'S HIGH SCHOOL	2019	5211320	3	4	2	50	2	2	100	13	8	61.5	8	4	50	65	64	98.5	61	32	52.5	17	17	100	48	37	77.1	12	10	83.3	20	16	80	12	8	66.7			
	ST CHAD'S HIGH SCHOOL	2018	5211320	3	17	2	11.8	8	8	100	17	5	29.4	17	9	52.9	54	51	94.4	30	22	73.3	16	15	93.8	37	31	83.8	16	10	62.5	38	19	50	20	16	80			
	STEADVILLE S	2019	5211425	4	16	15	93.8				32	26	81.3	16	14	87.5	61	61	100	26	25	96.2	6	6	100	24	20	83.3	20	18	90	35	26	74.3	19	17	89.5			
	STEADVILLE S	2018	5211425	4	26	21	80.8				76	47	61.8	32	22	68.8	166	165	99.4	61	54	88.5	32	32	100	56	39	69.6	85	68	80	47	27	57.4	19	18	94.7			
	TABHANE S	2019	5211124	2	20	13	65	48	40	83.3	45	25	55.6	20	11	55	113	104	92	73	56	76.7	25	25	100	48	41	85.4	25	14	56	69	25	36.2	49	33	67.3			
	TABHANE S	2018	5211124	2	29	9	31	54	35	64.8	77	19	24.7	29	15	51.7	171	145	84.8	105	42	40	50	49	98	55	38	69.1	51	19	37.3	86	23	26.7	57	28	49.1			
	TATANE S	2019	5211426	2	7	3	42.9				7	5	71.4				10	9	90							10	7	70				7	2	28.6						

Province Districts	Centre Name	Year	Centre Number	Quintile	Subject Description																																
					Accounting			Agricultural Sciences			Business Studies			Economics			English First Additional Language			Geography			History			Life Sciences			Mathematical Literacy			Mathematics			Physical Sciences		
					Total Wrote	Achieved30-100%	% Achieved at 30% and Above	Total Wrote	Achieved30-100%	% Achieved at 30% and Above	Total Wrote	Achieved30-100%	% Achieved at 30% and Above	Total Wrote	Achieved30-100%	% Achieved at 30% and Above	Total Wrote	Achieved30-100%	% Achieved at 30% and Above	Total Wrote	Achieved30-100%	% Achieved at 30% and Above	Total Wrote	Achieved30-100%	% Achieved at 30% and Above	Total Wrote	Achieved30-100%	% Achieved at 30% and Above	Total Wrote	Achieved30-100%	% Achieved at 30% and Above	Total Wrote	Achieved30-100%	% Achieved at 30% and Above	Total Wrote	Achieved30-100%	% Achieved at 30% and Above
UTHUKELA	TATANE S	2018	5211426	2	5	1	20				7	1	14.3				7	4	57.1				3	3	100				1	0	0						
	TATAZELA S	2018	5211229	3	16	8	50				15	2	13.3	16	5	31.3	104	98	94.2	34	18	52.9	12	9	75	12	8	66.7	16	4	25	15	7	46.7	14	7	50
	THEMBALIHLE COMBINED	2019	5211239	2							9	6	66.7				21	19	90.5	18	13	72.2				7	4	57.1	8	6	75	7	2	28.6	7	5	71.4
	THEMBALIHLE COMBINED	2018	5211239	2							16	6	37.5				32	31	96.9	30	20	66.7				12	12	100	16	12	75	12	11	91.7	12	10	83.3
	THEMBELA H	2019	5211427	2	8	6	75				10	9	90	8	5	62.5	93	90	96.8	56	49	87.5	21	15	71.4	55	28	50.9	17	14	82.4	35	8	22.9	28	17	60.7
	THEMBELA H	2018	5211427	2	6	6	100				11	9	81.8	7	6	85.7	63	63	100	47	40	85.1				27	22	81.5				30	20	66.7	25	24	96
	THINTWA S	2019	5211125	2													14	10	71.4	6	4	66.7	6	6	100	8	7	87.5	6	4	66.7						
	THINTWA S	2018	5211125	2													16	12	75	8	3	37.5	8	8	100	16	8	50	9	6	66.7						
	THOKOZA H	2019	5211126	3	17	15	88.2	20	20	100	20	17	85	17	8	47.1	101	93	92.1	42	26	61.9	42	38	90.5	21	20	95.2	42	35	83.3	37	17	45.9	20	20	100
	THOKOZA H	2018	5211126	3	24	16	66.7	29	28	96.6	23	18	78.3	22	14	63.6	113	99	87.6	52	27	51.9	28	24	85.7	31	29	93.5	28	17	60.7	50	25	50	29	29	100
	THOLITHEMBA H	2019	5211127	2	26	9	34.6				86	26	30.2	26	22	84.6	139	129	92.8	111	66	59.5	63	45	71.4	49	43	87.8	62	32	51.6	74	20	27	49	19	38.8
	THOLITHEMBA H	2018	5211127	2	22	15	68.2				28	10	35.7	19	19	100	93	89	95.7	16	11	68.8	29	25	86.2	40	38	95	20	13	65	28	22	78.6	26	20	76.9
	THUBELISHA H	2019	5211217	1	12	9	75				16	8	50	11	8	72.7	42	42	100	16	16	100				16	15	93.8	15	14	93.3	15	9	60	16	15	93.8
	TSHANIBEZWE H	2019	5211128	2	26	25	96.2				73	61	83.6	73	55	75.3	85	84	98.8							47	38	80.9	24	21	87.5	61	35	57.4	35	33	94.3
	TSHANIBEZWE H	2018	5211128	2	19	19	100				61	44	72.1	61	57	93.4	74	74	100							42	32	76.2	23	18	78.3	51	32	62.7	32	23	71.9
	UBULINGA S	2019	5211129	2	28	27	96.4	27	27	100	83	82	98.8	29	27	93.1	129	128	99.2	80	74	92.5	55	51	92.7	27	27	100	53	40	75.5	55	15	27.3	27	26	96.3
	UBULINGA S	2018	5211129	2	43	21	48.8	15	15	100	90	77	85.6	43	41	95.3	123	119	96.7	60	30	50	45	38	84.4	15	15	100	45	23	51.1	58	6	10.3	15	15	100
	UJIKELELE H	2019	5211206	3	34	11	32.4				49	18	36.7	35	18	51.4	95	95	100	32	22	68.8	23	20	87	32	28	87.5	46	40	87	17	6	35.3	16	13	81.3
	UKHAHLAMBA H	2019	5211130	2	6	6	100	2	2	100	6	6	100	6	6	100	18	18	100	12	12	100	6	6	100	6	6	100	14	14	100	4	4	100	4	4	100

Province Districts	Centre Name	Year	Centre Number	Quintile	Subject Description																																
					Accounting			Agricultural Sciences			Business Studies			Economics			English First Additional Language			Geography			History			Life Sciences			Mathematical Literacy			Mathematics			Physical Sciences		
					Total Wrote	Achieved30-100%	% Achieved at 30% and Above	Total Wrote	Achieved30-100%	% Achieved at 30% and Above	Total Wrote	Achieved30-100%	% Achieved at 30% and Above	Total Wrote	Achieved30-100%	% Achieved at 30% and Above	Total Wrote	Achieved30-100%	% Achieved at 30% and Above	Total Wrote	Achieved30-100%	% Achieved at 30% and Above	Total Wrote	Achieved30-100%	% Achieved at 30% and Above	Total Wrote	Achieved30-100%	% Achieved at 30% and Above	Total Wrote	Achieved30-100%	% Achieved at 30% and Above	Total Wrote	Achieved30-100%	% Achieved at 30% and Above	Total Wrote	Achieved30-100%	% Achieved at 30% and Above
UTHUKELA	UKHAHLAMBA H	2018	5211130	2	7	7	100	4	4	100	7	7	100	7	7	100	31	31	100	24	24	100	13	13	100	11	11	100	28	28	100	3	3	100	7	7	100
	UKHALI H	2019	5211131	1	30	20	66.7				38	32	84.2	38	33	86.8	92	91	98.9	38	36	94.7	13	13	100	47	34	72.3	11	11	100	62	28	45.2	34	32	94.1
	UKHALI H	2018	5211131	1	33	28	84.8				44	27	61.4	35	35	100	95	92	96.8	44	39	88.6	14	13	92.9	54	43	79.6	13	10	76.9	72	20	27.8	43	40	93
	UMBANGO S	2019	5211333	3	12	9	75	30	25	83.3	34	23	67.6	16	16	100	73	73	100	73	68	93.2	25	25	100	51	47	92.2	21	13	61.9	41	8	19.5	29	15	51.7
	UMBANGO S	2018	5211333	3	10	7	70	30	28	93.3	26	14	53.8	14	13	92.9	61	60	98.4	58	48	82.8	14	12	85.7	42	40	95.2	14	11	78.6	40	16	40	31	18	58.1
	UTHUKELA CENTRE	2019	5515000	99	5	1	20				5	1	20												5	1	20	4	3	75	1	0	0				
	UXOLO NOKUZWANA S	2019	5211428	3							4	4	100				10	10	100	1	1	100	7	7	100				1	1	100						
	UXOLO NOKUZWANA S	2018	5211428	3							5	4	80				12	12	100	5	5	100	12	11	91.7				5	5	100						
	VUKASEKUSILE S	2019	5211230	3	24	13	54.2				26	18	69.2	26	17	65.4	75	74	98.7	28	28	100	23	18	78.3	26	22	84.6	13	12	92.3	39	12	30.8	26	20	76.9
	VUKASEKUSILE S	2018	5211230	3	29	19	65.5				31	25	80.6	34	29	85.3	77	71	92.2	20	18	90	19	10	52.6	21	19	90.5	6	6	100	44	14	31.8	23	17	73.9
	VUMA H	2019	5211134	1	24	11	45.8				16	15	93.8	16	11	68.8	24	19	79.2												16	0	0				
	VUMA H	2018	5211134	1	13	7	53.8				20	11	55	13	11	84.6	20	13	65											13	1	7.7					
	WEENEN COMBINED	2019	5211231	2	15	4	26.7	14	12	85.7	18	13	72.2	17	8	47.1	144	133	92.4	85	63	74.1	40	40	100	76	49	64.5	53	46	86.8	46	11	23.9	30	22	73.3
	WEENEN COMBINED	2018	5211231	2	11	8	72.7	10	8	80	30	17	56.7	9	9	100	112	107	95.5	55	39	70.9	24	23	95.8	43	39	90.7	49	28	57.1	43	15	34.9	28	24	85.7
	WEMBEZI S	2019	5211232	3	4	4	100				8	4	50	11	5	45.5	70	63	90	32	27	84.4	33	24	72.7	28	20	71.4	12	8	66.7	14	4	28.6	14	12	85.7
	WEMBEZI S	2018	5211232	3	5	4	80				20	5	25	47	9	19.1	117	112	95.7	75	39	52	62	39	62.9	66	45	68.2	82	21	25.6	10	9	90	9	8	88.9
	WESSELSNEK COMBINED	2019	5211429	3	11	5	45.5				9	4	44.4	11	7	63.6	11	11	100											10	2	20					
	WESSELSNEK COMBINED	2018	5211429	3	6	5	83.3				6	4	66.7	6	6	100	7	7	100											7	2	28.6					
	WINDSOR S	2019	5211430	5	61	57	93.4				88	64	72.7	28	21	75				111	85	76.6	109	102	93.6	90	66	73.3	110	95	86.4	61	32	52.5	33	32	97

Province Districts	Centre Name	Year	Centre Number	Quintile	Subject Description																																
					Accounting			Agricultural Sciences			Business Studies			Economics			English First Additional Language			Geography			History			Life Sciences			Mathematical Literacy			Mathematics			Physical Sciences		
					Total Wrote	Achieved30-100%	% Achieved at 30% and Above	Total Wrote	Achieved30-100%	% Achieved at 30% and Above	Total Wrote	Achieved30-100%	% Achieved at 30% and Above	Total Wrote	Achieved30-100%	% Achieved at 30% and Above	Total Wrote	Achieved30-100%	% Achieved at 30% and Above	Total Wrote	Achieved30-100%	% Achieved at 30% and Above	Total Wrote	Achieved30-100%	% Achieved at 30% and Above	Total Wrote	Achieved30-100%	% Achieved at 30% and Above	Total Wrote	Achieved30-100%	% Achieved at 30% and Above	Total Wrote	Achieved30-100%	% Achieved at 30% and Above	Total Wrote	Achieved30-100%	% Achieved at 30% and Above
UTHUKELA	WINDSOR S	2018	5211430	5	54	48	88.9				85	42	49.4	24	24	100				114	87	76.3	98	81	82.7	91	75	82.4	120	96	80	55	34	61.8	30	28	93.3
	ZANKOSHENI H	2019	5211431	2	11	9	81.8				11	9	81.8	14	9	64.3	14	14	100													11	0	0			
	ZANKOSHENI H	2018	5211431	2	19	7	36.8				19	8	42.1	19	12	63.2	19	19	100													19	0	0			
	ZIKODE H	2019	5211334	1													17	15	88.2	12	11	91.7										11	9	81.8	13	13	100
	ZIKODE H	2018	5211334	1													22	22	100	14	10	71.4										14	13	92.9	13	12	92.3
ZULULAND	ABAQULUSI H	2019	5112401	1	17	13	76.5				17	14	82.4	17	11	64.7	61	61	100	44	38	86.4				44	31	70.5	36	31	86.1	25	21	84	22	17	77.3
	ABAQULUSI H	2018	5112401	1	17	16	94.1				18	14	77.8	17	8	47.1	68	61	89.7	46	31	67.4				45	29	64.4	27	20	74.1	36	10	27.8	20	13	65
	BAMBANANI H	2019	5112501	3	54	36	66.7	182	110	60.4	126	86	68.3	155	129	83.2	389	379	97.4	101	77	76.2				228	139	61	266	206	77.4	93	66	71	89	62	69.7
	BAMBANANI H	2018	5112501	3	39	31	79.5	162	119	73.5	71	54	76.1	72	64	88.9	367	355	96.7	118	90	76.3				219	166	75.8	209	117	56	141	100	70.9	106	90	84.9
	BANTUBANINGI H	2019	5112201	1							37	32	86.5				44	37	84.1	35	28	80				36	12	33.3	22	17	77.3	18	5	27.8	18	18	100
	BANTUBANINGI H	2018	5112201	1							10	8	80				36	30	83.3	25	18	72				16	14	87.5	10	9	90	15	12	80	17	16	94.1
	BANZANA S	2019	5112301	2	29	19	65.5	46	29	63	32	21	65.6	31	9	29	125	124	99.2	39	27	69.2	42	27	64.3	87	33	37.9	39	25	64.1	74	21	28.4	45	12	26.7
	BANZANA S	2018	5112301	2	20	18	90	28	26	92.9	19	11	57.9	19	16	84.2	103	102	99	41	23	56.1	52	31	59.6	69	38	55.1	41	22	53.7	46	27	58.7	28	18	64.3
	BAQULUSINI COMBINED	2019	5112402	2	11	5	45.5				11	6	54.5	10	6	60	35	35	100	39	28	71.8	33	32	97	3	3	100	42	34	81	6	4	66.7	6	3	50
	BAQULUSINI COMBINED	2018	5112402	2	19	6	31.6				18	8	44.4	18	10	55.6	120	102	85	101	36	35.6	79	65	82.3	23	19	82.6	98	54	55.1	23	11	47.8	23	14	60.9
	BEMBASKOP COMBINED S	2018	5112101	1	4	3	75				4	3	75				5	5	100	2	2	100							3	3	100						
	BHAQALWESIZWE H	2019	5112302	1	4	4	100	26	21	80.8	14	13	92.9	4	4	100	35	35	100							28	22	78.6	8	8	100	21	11	52.4	17	16	94.1
	BHAQALWESIZWE H	2018	5112302	1	8	5	62.5	16	10	62.5	9	7	77.8	8	7	87.5	33	31	93.9							18	13	72.2				23	5	21.7	20	14	70
	BHEKIFA H	2019	5112202	1	19	19	100				41	39	95.1	40	34	85	31	31	100													31	4	12.9	13	11	84.6



Province Districts	Centre Name	Year	Centre Number	Quintile	Subject Description																																
					Accounting			Agricultural Sciences			Business Studies			Economics			English First Additional Language			Geography			History			Life Sciences			Mathematical Literacy			Mathematics			Physical Sciences		
					Total Wrote	Achieved30-100%	% Achieved at 30% and Above	Total Wrote	Achieved30-100%	% Achieved at 30% and Above	Total Wrote	Achieved30-100%	% Achieved at 30% and Above	Total Wrote	Achieved30-100%	% Achieved at 30% and Above	Total Wrote	Achieved30-100%	% Achieved at 30% and Above	Total Wrote	Achieved30-100%	% Achieved at 30% and Above	Total Wrote	Achieved30-100%	% Achieved at 30% and Above	Total Wrote	Achieved30-100%	% Achieved at 30% and Above	Total Wrote	Achieved30-100%	% Achieved at 30% and Above	Total Wrote	Achieved30-100%	% Achieved at 30% and Above			
ZULULAND	EKWANDENI COMBINED	2018	5112206	1				20	10	50	17	9	52.9				18	18	100							18	10	55.6				20	4	20	20	4	20
	EMANONO H	2019	5112305	1				14	6	42.9							14	13	92.9	14	5	35.7				14	2	14.3				14	2	14.3			
	EMANONO H	2018	5112305	1				11	7	63.6							11	10	90.9	11	8	72.7				11	11	100				11	4	36.4			
	EMPILWENI JS	2019	5112306	2	16	11	68.8	72	45	62.5	43	17	39.5	15	15	100	136	127	93.4	73	18	24.7	46	34	73.9	43	34	79.1	76	43	56.6	58	35	60.3	44	19	43.2
	EMPILWENI JS	2018	5112306	2	21	14	66.7	41	40	97.6	21	13	61.9	26	20	76.9	111	95	85.6	40	11	27.5	40	39	97.5	42	39	92.9	40	8	20	59	37	62.7	39	37	94.9
	ENDLOVUKAZI H	2019	5112307	1	15	12	80				25	23	92	25	20	80	25	25	100							10	6	60	4	3	75	21	3	14.3			
	ENDLOVUKAZI H	2018	5112307	1	22	11	50				23	22	95.7	21	20	95.2	29	24	82.8													27	4	14.8			
	ENHLANHLENI S	2019	5112506	3	8	8	100	43	36	83.7	41	29	70.7	8	7	87.5	91	89	97.8	31	26	83.9				44	34	77.3	43	39	90.7	38	17	44.7	43	29	67.4
	ENHLANHLENI S	2018	5112506	3	12	11	91.7	44	38	86.4	41	34	82.9	13	11	84.6	102	100	98	28	21	75				45	43	95.6	28	27	96.4	51	32	62.7	39	35	89.7
	ENQABENI COMBINED	2019	5112106	1	12	5	41.7				13	6	46.2	12	4	33.3	30	29	96.7	15	9	60				13	8	61.5	20	14	70	5	2	40	12	4	33.3
	ENQABENI COMBINED	2018	5112106	1	9	6	66.7				8	4	50	8	6	75	38	38	100	19	11	57.9				24	13	54.2				22	0	0	14	9	64.3
	FALAZA H	2019	5112308	1	8	8	100	16	11	68.8	8	8	100	8	8	100	109	101	92.7	29	24	82.8	23	22	95.7	26	16	61.5	23	18	78.3	48	9	18.8	33	12	36.4
	FALAZA H	2018	5112308	1	30	7	23.3	41	17	41.5	29	14	48.3	30	14	46.7	192	136	70.8	37	13	35.1	26	25	96.2	46	23	50	24	10	41.7	116	16	13.8	90	28	31.1
	FELIFA S	2019	5112207	1	19	11	57.9				19	12	63.2	19	7	36.8	28	15	53.6										13	4	30.8	12	0	0			
	FELIFA S	2018	5112207	1	15	12	80				24	10	41.7	18	10	55.6	28	25	89.3													15	0	0			
	FILIDI S	2019	5112107	3	84	72	85.7				44	44	100	15	13	86.7	113	113	100	98	97	99	29	29	100	69	67	97.1	44	44	100	69	53	76.8	69	68	98.6
	FILIDI S	2018	5112107	3	55	44	80				60	39	65	21	11	52.4	167	164	98.2	77	71	92.2	48	44	91.7	76	59	77.6	26	20	76.9	54	40	74.1	68	51	75
	FUMANA COMBINED	2019	5112309	1	3	1	33.3				4	4	100	3	0	0	59	52	88.1	45	31	68.9	33	21	63.6	45	20	44.4	26	17	65.4	23	4	17.4	21	13	61.9
	FUMANA COMBINED	2018	5112309	1	4	2	50				3	3	100	5	2	40	67	61	91	47	26	55.3	32	20	62.5	49	23	46.9	20	6	30	30	12	40	27	17	63
	FUNDUKHALIPHE H	2019	5112310	1	12	12	100				15	14	93.3	18	18	100	52	50	96.2	19	19	100				27	27	100	14	14	100	18	12	66.7	18	18	100

Province Districts	Centre Name	Year	Centre Number	Quintile	Subject Description																																
					Accounting			Agricultural Sciences			Business Studies			Economics			English First Additional Language			Geography			History			Life Sciences			Mathematical Literacy			Mathematics			Physical Sciences		
					Total Wrote	Achieved30-100%	% Achieved at 30% and Above	Total Wrote	Achieved30-100%	% Achieved at 30% and Above	Total Wrote	Achieved30-100%	% Achieved at 30% and Above	Total Wrote	Achieved30-100%	% Achieved at 30% and Above	Total Wrote	Achieved30-100%	% Achieved at 30% and Above	Total Wrote	Achieved30-100%	% Achieved at 30% and Above	Total Wrote	Achieved30-100%	% Achieved at 30% and Above	Total Wrote	Achieved30-100%	% Achieved at 30% and Above	Total Wrote	Achieved30-100%	% Achieved at 30% and Above	Total Wrote	Achieved30-100%	% Achieved at 30% and Above			
ZULULAND	FUNDUKHALIPHE H	2018	5112310	1	10	8	80				10	9	90	14	14	100	43	40	93	24	18	75				25	23	92	12	11	91.7	23	9	39.1	23	11	47.8
	GELEKEDLE S	2019	5112108	3	8	7	87.5				49	37	75.5	22	10	45.5	106	106	100	52	45	86.5	34	33	97.1	54	44	81.5	62	47	75.8	30	11	36.7	22	22	100
	GELEKEDLE S	2018	5112108	3	12	9	75				48	30	62.5	28	21	75	124	124	100	76	47	61.8	51	50	98	76	58	76.3	87	30	34.5	37	9	24.3	25	16	64
	GQOKAMANDLA JS	2019	5112208	1	13	5	38.5	20	8	40	16	14	87.5	13	11	84.6	54	48	88.9	21	12	57.1				19	11	57.9	14	7	50	19	6	31.6	5	3	60
	GQOKAMANDLA JS	2018	5112208	1	10	1	10	41	26	63.4	8	2	25	7	7	100	69	61	88.4	47	22	46.8				43	26	60.5	17	8	47.1	29	9	31	22	5	22.7
	GUDU S	2019	5112110	2	11	4	36.4				23	10	43.5	15	3	20	119	119	100	83	74	89.2	44	33	75	85	68	80	49	36	73.5	57	20	35.1	48	32	66.7
	GUDU S	2018	5112110	2	10	10	100				22	15	68.2	14	14	100	99	97	98	66	54	81.8	24	23	95.8	61	52	85.2	32	21	65.6	54	23	42.6	40	34	85
	HAMBANGENDLELA H	2019	5112311	1	6	6	100				14	11	78.6	7	5	71.4	48	47	97.9	29	20	69				23	13	56.5	8	6	75	14	6	42.9	14	13	92.9
	HAMBANGENDLELA H	2018	5112311	1	9	5	55.6				10	7	70	9	6	66.7	27	25	92.6	13	12	92.3				16	13	81.3				21	6	28.6	14	14	100
	HAMU H	2019	5112111	1	5	0	0	26	4	15.4	12	0	0	11	1	9.1	36	36	100	10	6	60				19	5	26.3	18	11	61.1	13	0	0	9	0	0
	HAMU H	2018	5112111	1	13	2	15.4	35	7	20	10	1	10	9	3	33.3	48	33	68.8	5	2	40				17	6	35.3	6	1	16.7	22	2	9.1	12	5	41.7
	HESHE JS	2019	5112312	1													26	23	88.5	0	0					26	26	100				20	20	100	20	14	70
	HESHE JS	2018	5112312	1													25	21	84	26	2	7.7				25	2	8				17	1	5.9	25	2	8
	HLANGANANIMAZULU S	2019	5112313	1	4	4	100				8	5	62.5				10	9	90	4	4	100							4	4	100	4	0	0			
	HLANGANANIMAZULU S	2018	5112313	1	13	3	23.1				13	7	53.8				18	18	100												13	1	7.7				
	HLANGUZA COMBINED	2019	5112112	3	10	8	80				10	5	50				15	15	100							10	5	50				13	0	0			
	HLANGUZA COMBINED	2018	5112112	3	9	7	77.8				11	7	63.6				11	11	100							8	8	100				8	1	12.5			
	IKHETHELO S	2019	5112114	2													49	49	100	39	25	64.1	27	25	92.6	33	15	45.5	19	16	84.2	12	6	50	12	3	25
	IKHETHELO S	2018	5112114	2													85	69	81.2	54	17	31.5	40	23	57.5	53	10	18.9	40	17	42.5	16	5	31.3	19	2	10.5
	IKUSASA ELIHLE HIGH	2019	5112403	1													38	36	94.7	28	24	85.7	22	22	100	29	18	62.1	19	19	100	10	3	30	10	5	50



Province Districts	Centre Name	Year	Centre Number	Quintile	Subject Description																																
					Accounting			Agricultural Sciences			Business Studies			Economics			English First Additional Language			Geography			History			Life Sciences			Mathematical Literacy			Mathematics			Physical Sciences		
					Total Wrote	Achieved30-100%	% Achieved at 30% and Above	Total Wrote	Achieved30-100%	% Achieved at 30% and Above	Total Wrote	Achieved30-100%	% Achieved at 30% and Above	Total Wrote	Achieved30-100%	% Achieved at 30% and Above	Total Wrote	Achieved30-100%	% Achieved at 30% and Above	Total Wrote	Achieved30-100%	% Achieved at 30% and Above	Total Wrote	Achieved30-100%	% Achieved at 30% and Above	Total Wrote	Achieved30-100%	% Achieved at 30% and Above	Total Wrote	Achieved30-100%	% Achieved at 30% and Above	Total Wrote	Achieved30-100%	% Achieved at 30% and Above			
ZULULAND	IKUSASA ELIHLE HIGH	2018	5112403	1											29	29	100	21	16	76.2	16	16	100	21	19	90.5	12	10	83.3	12	8	66.7	13	11	84.6		
	IMBILANE H	2019	5112209	4	45	42	93.3				37	31	83.8	14	14	100	79	79	100				25	25	100	33	32	97	22	21	95.5	43	27	62.8	33	29	87.9
	IMBILANE H	2018	5112209	4	33	31	93.9				39	25	64.1	9	9	100	77	76	98.7				24	22	91.7	24	23	95.8	20	18	90	30	21	70	22	21	95.5
	IMPUMELELO H	2019	5112210	2	15	12	80				50	39	78	15	13	86.7	66	66	100	47	37	78.7				40	31	77.5				49	22	44.9	34	26	76.5
	IMPUMELELO H	2018	5112210	2	28	21	75				7	7	100				37	36	97.3	21	15	71.4				34	25	73.5				28	11	39.3	31	21	67.7
	INHLOSENHLE S	2019	5112121	2	5	3	60				5	5	100	5	3	60	24	24	100	19	17	89.5				19	8	42.1				24	3	12.5	19	13	68.4
	INHLOSENHLE S	2018	5112121	2	2	2	100				3	2	66.7	3	3	100	16	16	100	14	10	71.4				14	13	92.9				16	11	68.8	14	13	92.9
	INKAMANA S	2019	5112115	99	12	11	91.7										26	26	100				13	13	100	14	14	100				26	22	84.6	14	14	100
	INKAMANA S	2018	5112115	99	9	9	100										21	21	100				10	10	100	11	11	100				21	21	100	14	14	100
	INTONGA H	2019	5112507	2	9	7	77.8	7	5	71.4	14	7	50	9	6	66.7	80	76	95	50	33	66				18	14	77.8	46	23	50	24	13	54.2	17	9	52.9
	INTONGA H	2018	5112507	2	11	5	45.5	8	5	62.5	14	8	57.1	13	7	53.8	71	67	94.4	44	17	38.6				15	14	93.3	52	22	42.3	19	12	63.2	14	9	64.3
	IQHAWELESIZWE CP	2019	5112116	2													53	21	39.6	23	9	39.1	52	18	34.6	23	6	26.1	9	5	55.6	15	2	13.3			
	IQHAWELESIZWE CP	2018	5112116	2													32	26	81.3	24	11	45.8	32	13	40.6	24	11	45.8	9	6	66.7	16	6	37.5			
	ISIHLAHLASENKOSI H	2019	5112315	1													119	111	93.3	119	34	28.6				30	16	53.3	73	12	16.4	46	9	19.6	18	9	50
	ISIHLAHLASENKOSI H	2018	5112315	1													49	42	85.7	37	19	51.4				25	13	52				49	6	12.2	20	8	40
	ISIKHWEBEZI H	2019	5112211	1				42	39	92.9							49	48	98	42	38	90.5				49	42	85.7	25	18	72	15	1	6.7	15	3	20
	ISIKHWEBEZI H	2018	5112211	1				26	26	100							30	30	100	28	22	78.6				30	28	93.3				28	4	14.3	28	6	21.4
	ISOLOMUZI S	2019	5112117	2				42	38	90.5							191	191	100	118	117	99.2				145	132	91	64	63	98.4	110	89	80.9	100	98	98
	ISOLOMUZI S	2018	5112117	2				35	25	71.4							207	207	100	131	119	90.8				169	142	84	54	48	88.9	123	104	84.6	85	85	100
	ITSHOBHANA JS	2019	5112316	1	14	10	71.4	31	22	71	17	10	58.8	16	11	68.8	50	50	100	12	12	100				19	12	63.2	16	13	81.3	30	9	30	31	20	64.5

Province Districts	Centre Name	Year	Centre Number	Quintile	Subject Description																																
					Accounting			Agricultural Sciences			Business Studies			Economics			English First Additional Language			Geography			History			Life Sciences			Mathematical Literacy			Mathematics			Physical Sciences		
					Total Wrote	Achieved30-100%	% Achieved at 30% and Above	Total Wrote	Achieved30-100%	% Achieved at 30% and Above	Total Wrote	Achieved30-100%	% Achieved at 30% and Above	Total Wrote	Achieved30-100%	% Achieved at 30% and Above	Total Wrote	Achieved30-100%	% Achieved at 30% and Above	Total Wrote	Achieved30-100%	% Achieved at 30% and Above	Total Wrote	Achieved30-100%	% Achieved at 30% and Above	Total Wrote	Achieved30-100%	% Achieved at 30% and Above	Total Wrote	Achieved30-100%	% Achieved at 30% and Above	Total Wrote	Achieved30-100%	% Achieved at 30% and Above			
ZULULAND	ITSHOBHANA JS	2018	5112316	1	15	6	40	47	12	25.5	17	12	70.6	17	17	100	66	64	97	15	6	40				25	14	56	8	7	87.5	46	10	21.7	39	11	28.2
	IVUNA H	2019	5112317	1							13	11	84.6	17	6	35.3	43	42	97.7	18	17	94.4				15	15	100	15	11	73.3	15	12	80	15	15	100
	IVUNA H	2018	5112317	1							20	14	70	27	19	70.4	50	49	98	20	18	90				21	20	95.2	21	12	57.1	18	16	88.9	20	19	95
	IVUNGU H	2019	5112212	2							61	46	75.4				68	67	98.5	37	28	75.7	29	25	86.2	62	54	87.1	25	15	60	34	9	26.5	33	25	75.8
	IVUNGU H	2018	5112212	2							69	24	34.8				83	71	85.5	24	10	41.7	44	33	75	69	44	63.8	44	20	45.5	23	5	21.7	19	13	68.4
	JAMES NXUMALO AGRICULTURAL H	2019	5112213	4				22	21	95.5	23	20	87				69	69	100	22	22	100				44	41	93.2	23	22	95.7	41	20	48.8	42	30	71.4
	JAMES NXUMALO AGRICULTURAL H	2018	5112213	4				28	27	96.4	15	14	93.3				64	64	100	13	13	100				50	48	96	14	12	85.7	47	20	42.6	45	33	73.3
	JOKO S	2019	5112214	1							21	21	100				29	29	100	0	0					29	29	100				20	19	95	21	21	100
	JOKO S	2018	5112214	1	11	8	72.7				21	11	52.4				32	31	96.9							32	32	100	21	16	76.2	11	8	72.7	11	11	100
	KANYEKANYE H	2019	5112405	3	12	12	100	42	37	88.1	15	15	100	6	6	100	102	101	99	25	24	96	39	35	89.7	32	32	100	18	17	94.4	22	15	68.2	23	23	100
	KANYEKANYE H	2018	5112405	3	10	10	100	27	27	100	18	18	100	10	9	90	111	110	99.1	45	26	57.8	44	43	97.7	30	29	96.7	44	29	65.9	24	12	50	14	14	100
	KHAMBULA COMBINED	2019	5112406	1	6	6	100				9	9	100	8	6	75	10	10	100													6	0	0			
	KHAMBULA COMBINED	2018	5112406	1	12	7	58.3				13	9	69.2	12	11	91.7	14	14	100													11	1	9.1			
	KHANYANJALO S	2019	5112407	4	22	9	40.9				36	21	58.3	22	9	40.9	129	124	96.1	92	53	57.6				84	38	45.2	8	6	75	105	22	21	88	30	34.1
	KHANYANJALO S	2018	5112407	4	27	13	48.1				23	8	34.8	21	11	52.4	153	145	94.8	112	69	61.6				114	71	62.3				133	27	20.3	112	31	27.7
	KHANYISA S	2019	5112109	1	4	4	100				16	12	75				28	28	100	24	23	95.8				14	7	50	16	5	31.3	13	2	15.4	10	5	50
	KHANYISA S	2018	5112109	1	12	3	25				15	3	20				29	28	96.6	17	9	52.9				17	10	58.8				22	5	22.7	10	6	60
	KHANYISELUZULU S	2019	5112408	1	4	4	100	47	47	100	11	9	81.8	11	7	63.6	66	66	100							48	43	89.6				47	34	72.3	45	38	84.4
KHANYISELUZULU S	2018	5112408	1	3	1	33.3	47	42	89.4	14	13	92.9	14	10	71.4	63	62	98.4							49	45	91.8				37	24	64.9	32	28	87.5	



Province Districts	Centre Name	Year	Centre Number	Quintile	Subject Description																																		
					Accounting			Agricultural Sciences			Business Studies			Economics			English First Additional Language			Geography			History			Life Sciences			Mathematical Literacy			Mathematics			Physical Sciences				
					Total Wrote	Achieved30-100%	% Achieved at 30% and Above	Total Wrote	Achieved30-100%	% Achieved at 30% and Above	Total Wrote	Achieved30-100%	% Achieved at 30% and Above	Total Wrote	Achieved30-100%	% Achieved at 30% and Above	Total Wrote	Achieved30-100%	% Achieved at 30% and Above	Total Wrote	Achieved30-100%	% Achieved at 30% and Above	Total Wrote	Achieved30-100%	% Achieved at 30% and Above	Total Wrote	Achieved30-100%	% Achieved at 30% and Above	Total Wrote	Achieved30-100%	% Achieved at 30% and Above	Total Wrote	Achieved30-100%	% Achieved at 30% and Above					
ZULULAND	KWABHAMU JS	2019	5112215	1						9	6	66.7				9	8	88.9	9	6	66.7				9	7	77.8				9	0	0						
	KWABHAMU JS	2018	5112215	1						4	3	75				6	4	66.7	5	3	60				5	3	60				4	3	75						
	KWABHANYA S	2019	5112125	2	15	12	80			93	74	79.6	85	50	58.8	138	137	99.3	39	39	100				34	29	85.3	74	67	90.5	48	38	79.2	32	29	90.6			
	KWABHANYA S	2018	5112125	2	5	5	100			65	40	61.5	59	48	81.4	112	112	100	41	33	80.5				35	32	91.4	48	42	87.5	36	34	94.4	31	27	87.1			
	KWADENGE SS	2019	5112322	2	11	10	90.9	16	14	87.5	18	4	22.2	10	5	50	99	99	100	49	43	87.8	30	29	96.7	37	27	73	46	37	80.4	32	27	84.4	34	28	82.4		
	KWADENGE SS	2018	5112322	2	15	9	60	29	23	79.3	19	10	52.6	11	8	72.7	105	99	94.3	40	18	45				68	36	52.9	42	26	61.9	30	26	86.7	30	26	86.7		
	KWADOMBA H	2019	5112323	1	11	4	36.4	25	24	96	10	7	70	7	6	85.7	59	51	86.4				20	20	100	45	36	80	20	20	100	33	31	93.9	25	18	72		
	KWADOMBA H	2018	5112323	1	12	8	66.7	43	17	39.5	43	28	65.1	13	10	76.9	93	85	91.4				22	18	81.8	74	58	78.4	35	11	31.4	52	14	26.9	27	27	100		
	KWAJUBA	2019	5112364	2							38	23	60.5				38	38	100							38	20	52.6	23	10	43.5	14	6	42.9					
	KWAMNYAYIZA H	2019	5112409	1	38	15	39.5				43	14	32.6	48	19	39.6	85	80	94.1	47	28	59.6	12	11	91.7	47	21	44.7	16	11	68.8	68	11	16.2	30	12	40		
	KWAMNYAYIZA H	2018	5112409	1	14	8	57.1				15	9	60	16	12	75	50	48	96	34	9	26.5	15	5	33.3	34	15	44.1	15	4	26.7	32	8	25	19	9	47.4		
	KWAMPUNZI COMBINED	2019	5112421	1	1	0	0				7	4	57.1	2	2	100	8	8	100															7	0	0			
	KWAMPUNZI COMBINED	2018	5112421	1	8	0	0				9	2	22.2	7	2	28.6	7	7	100															8	0	0			
	KWAMZIWENTSHA H	2019	5112510	2				6	6	100	7	7	100	5	5	100	13	13	100	7	7	100				6	6	100	5	3	60	6	4	66.7	6	5	83.3		
	KWAMZIWENTSHA H	2018	5112510	2	6	0	0	12	11	91.7	8	3	37.5	6	0	0	23	22	95.7							12	10	83.3				16	3	18.8	11	8	72.7		
	KWANOTSHELWA S	2019	5112126	2	16	12	75				46	25	54.3	46	25	54.3	153	152	99.3	99	63	63.6				107	81	75.7	92	72	78.3	61	44	72.1	45	30	66.7		
	KWANOTSHELWA S	2018	5112126	2	13	12	92.3				23	15	65.2	30	16	53.3	188	184	97.9	118	71	60.2				111	80	72.1	94	50	53.2	48	30	62.5	36	28	77.8		
	KWASA H	2019	5112410	3													75	53	70.7	44	25	56.8	59	23	39	33	23	69.7	35	13	37.1	21	8	38.1	21	14	66.7		
KWASA H	2018	5112410	3													115	96	83.5	72	38	52.8	75	57	76	59	45	76.3	33	17	51.5	31	8	25.8	31	19	61.3			

Province Districts	Centre Name	Year	Centre Number	Quintile	Subject Description																																
					Accounting			Agricultural Sciences			Business Studies			Economics			English First Additional Language			Geography			History			Life Sciences			Mathematical Literacy			Mathematics			Physical Sciences		
					Total Wrote	Achieved30-100%	% Achieved at 30% and Above	Total Wrote	Achieved30-100%	% Achieved at 30% and Above	Total Wrote	Achieved30-100%	% Achieved at 30% and Above	Total Wrote	Achieved30-100%	% Achieved at 30% and Above	Total Wrote	Achieved30-100%	% Achieved at 30% and Above	Total Wrote	Achieved30-100%	% Achieved at 30% and Above	Total Wrote	Achieved30-100%	% Achieved at 30% and Above	Total Wrote	Achieved30-100%	% Achieved at 30% and Above	Total Wrote	Achieved30-100%	% Achieved at 30% and Above	Total Wrote	Achieved30-100%	% Achieved at 30% and Above			
ZULULAND	KWAZWIDE H	2019	5112325	3	6	6	100				24	17	70.8	26	11	42.3	54	51	94.4	42	26	61.9				22	19	86.4	25	16	64	24	9	37.5	21	13	61.9
	KWAZWIDE H	2018	5112325	3	4	4	100				11	4	36.4	4	4	100	54	50	92.6	38	22	57.9				43	37	86				42	20	47.6	38	33	86.8
	LANDBOU H	2019	5112127	4				35	33	94.3	13	8	61.5							8	8	100				22	18	81.8	15	14	93.3	22	10	45.5	13	12	92.3
	LANDBOU H	2018	5112127	4				35	35	100	23	22	95.7												26	26	100	19	19	100	19	14	73.7	15	13	86.7	
	LANDOKWAKHE S	2019	5112511	2	8	8	100	37	37	100							84	83	98.8	32	29	90.6	22	22	100	66	62	93.9	25	24	96	48	30	62.5	41	37	90.2
	LANDOKWAKHE S	2018	5112511	2	13	12	92.3	40	40	100	1	0	0				88	88	100	47	30	63.8	34	33	97.1	74	67	90.5	35	25	71.4	52	14	26.9	39	36	92.3
	LANGA JS	2019	5112512	3	7	7	100	98	66	67.3	7	7	100	7	6	85.7	204	203	99.5	119	80	67.2				124	94	75.8	78	63	80.8	109	68	62.4	100	80	80
	LANGA JS	2018	5112512	3	13	8	61.5	98	67	68.4	10	7	70	14	8	57.1	186	184	98.9	76	48	63.2				117	89	76.1	53	38	71.7	116	69	59.5	103	62	60.2
	LANGENI COMBINED	2019	5112128	1	11	10	90.9	19	14	73.7	11	9	81.8	10	9	90	30	30	100							14	13	92.9				24	5	20.8	14	13	92.9
	LANGENI COMBINED	2018	5112128	1	3	3	100	39	23	59	6	3	50	4	4	100	46	46	100							28	24	85.7				31	4	12.9	28	23	82.1
	MABHIDLA H	2019	5112216	1	5	3	60				31	17	54.8	14	4	28.6	78	74	94.9							38	23	60.5	33	25	75.8	19	8	42.1	14	10	71.4
	MABHIDLA H	2018	5112216	1	3	3	100				32	25	78.1	11	11	100	67	60	89.6							29	24	82.8	23	21	91.3	17	10	58.8	14	11	78.6
	MACHANGA S	2019	5112129	3	17	13	76.5				20	14	70	21	14	66.7	78	74	94.9	55	50	90.9				50	44	88				65	36	55.4	48	39	81.3
	MACHANGA S	2018	5112129	3	36	16	44.4				38	16	42.1	39	29	74.4	92	88	95.7	54	45	83.3				55	39	70.9				90	41	45.6	54	38	70.4
	MAGQEZULANA JS	2019	5112217	1										18	10	55.6	26	26	100	21	18	85.7				16	12	75	10	8	80	13	3	23.1	13	6	46.2
	MAGQEZULANA JS	2018	5112217	1										15	14	93.3	16	15	93.8	14	13	92.9				11	8	72.7	3	2	66.7	12	11	91.7	11	7	63.6
	MAGUBULUNDU S	2019	5112412	1													51	37	72.5	35	21	60	51	22	43.1	26	9	34.6	32	21	65.6						
	MAGUBULUNDU S	2018	5112412	1													39	31	79.5	40	9	22.5	40	14	35	39	5	12.8	40	10	25						
	MAGUTSHWA H	2019	5112513	2	8	8	100	41	30	73.2	10	8	80	10	9	90	78	78	100	27	23	85.2	27	26	96.3	68	41	60.3	27	25	92.6	48	15	31.3	40	31	77.5
	MAGUTSHWA H	2018	5112513	2	20	14	70	43	39	90.7	22	19	86.4	27	19	70.4	106	101	95.3	45	17	37.8	36	32	88.9	78	49	62.8	41	25	61	63	22	34.9	43	33	76.7

Province Districts	Centre Name	Year	Centre Number	Quintile	Subject Description																																
					Accounting			Agricultural Sciences			Business Studies			Economics			English First Additional Language			Geography			History			Life Sciences			Mathematical Literacy			Mathematics			Physical Sciences		
					Total Wrote	Achieved30-100%	% Achieved at 30% and Above	Total Wrote	Achieved30-100%	% Achieved at 30% and Above	Total Wrote	Achieved30-100%	% Achieved at 30% and Above	Total Wrote	Achieved30-100%	% Achieved at 30% and Above	Total Wrote	Achieved30-100%	% Achieved at 30% and Above	Total Wrote	Achieved30-100%	% Achieved at 30% and Above	Total Wrote	Achieved30-100%	% Achieved at 30% and Above	Total Wrote	Achieved30-100%	% Achieved at 30% and Above	Total Wrote	Achieved30-100%	% Achieved at 30% and Above	Total Wrote	Achieved30-100%	% Achieved at 30% and Above	Total Wrote	Achieved30-100%	% Achieved at 30% and Above
ZULULAND	MAGWEGWANA S	2019	5112514	2	33	26	78.8	97	86	88.7	35	30	85.7	57	44	77.2	135	134	99.3							95	69	72.6	29	17	58.6	100	47	47	73	45	61.6
	MAGWEGWANA S	2018	5112514	2	19	11	57.9	36	35	97.2	19	14	73.7	27	24	88.9	55	52	94.5							36	33	91.7	23	18	78.3	32	19	59.4	28	20	71.4
	MAHLABATHINI H	2019	5112218	3	28	17	60.7	28	24	85.7	28	24	85.7	27	20	74.1	151	150	99.3				18	17	94.4	105	92	87.6	48	46	95.8	86	49	57	57	51	89.5
	MAHLABATHINI H	2018	5112218	3	11	11	100	33	27	81.8	12	12	100	12	12	100	137	136	99.3							99	75	75.8	61	49	80.3	66	49	74.2	55	48	87.3
	MALANDELA S	2019	5112130	2	15	9	60				17	16	94.1	11	10	90.9	29	29	100							13	9	69.2	7	7	100	17	13	76.5	8	8	100
	MALANDELA S	2018	5112130	2	13	12	92.3				11	10	90.9	11	11	100	24	23	95.8							14	13	92.9	5	5	100	19	16	84.2	10	10	100
	MANDLAKAZI H	2019	5112326	1				30	15	50							85	63	74.1	38	15	39.5				60	29	48.3	35	19	54.3	23	7	30.4	23	13	56.5
	MANDLAKAZI H	2018	5112326	1				23	20	87							74	63	85.1	48	14	29.2				70	40	57.1	44	17	38.6	26	16	61.5	26	20	76.9
	MANZAMHLOPHE INTERMEDIATE	2019	5112515	1	7	4	57.1	7	7	100	14	11	78.6	7	2	28.6	22	22	100							6	5	83.3	14	13	92.9	5	3	60	8	6	75
	MANZAMHLOPHE INTERMEDIATE	2018	5112515	1	7	2	28.6	25	19	76	7	2	28.6	8	3	37.5	38	33	86.8							18	15	83.3	11	3	27.3	15	10	66.7	17	16	94.1
	MAPHOVELA H	2019	5112219	1													10	5	50	10	3	30	10	9	90	10	3	30				10	1	10			
	MAPHOVELA H	2018	5112219	1													25	16	64	18	2	11.1				23	5	21.7				17	1	5.9	18	2	11.1
	MAQHINGENDODA H	2019	5112220	3	25	6	24	54	14	25.9	78	25	32.1	25	10	40	132	124	93.9	107	33	30.8	52	29	55.8	54	25	46.3	53	15	28.3	80	8	10	54	6	11.1
	MAQHINGENDODA H	2018	5112220	3	24	3	12.5	27	24	88.9	67	28	41.8	24	17	70.8	95	93	97.9	71	33	46.5	43	36	83.7	28	27	96.4	43	13	30.2	52	13	25	28	23	82.1
	MARTHA BEYERS ACADEMY	2019	5112360	99	8	7	87.5				18	17	94.4	8	7	87.5				18	18	100				11	10	90.9				18	5	27.8	10	8	80
	MARTHA BEYERS ACADEMY	2018	5112360	99	7	6	85.7				7	5	71.4	7	7	100				14	14	100				14	14	100				21	9	42.9	14	12	85.7
	MASIBHEKANE H	2019	5112327	2	22	14	63.6				22	18	81.8	22	22	100	60	58	96.7							24	12	50	28	19	67.9	20	12	60	25	17	68
	MASIBHEKANE H	2018	5112327	2	24	21	87.5				29	14	48.3	20	20	100	53	50	94.3							15	12	80				37	6	16.2	17	10	58.8

Province Districts	Centre Name	Year	Centre Number	Quintile	Subject Description																																
					Accounting			Agricultural Sciences			Business Studies			Economics			English First Additional Language			Geography			History			Life Sciences			Mathematical Literacy			Mathematics			Physical Sciences		
					Total Wrote	Achieved30-100%	% Achieved at 30% and Above	Total Wrote	Achieved30-100%	% Achieved at 30% and Above	Total Wrote	Achieved30-100%	% Achieved at 30% and Above	Total Wrote	Achieved30-100%	% Achieved at 30% and Above	Total Wrote	Achieved30-100%	% Achieved at 30% and Above	Total Wrote	Achieved30-100%	% Achieved at 30% and Above	Total Wrote	Achieved30-100%	% Achieved at 30% and Above	Total Wrote	Achieved30-100%	% Achieved at 30% and Above	Total Wrote	Achieved30-100%	% Achieved at 30% and Above	Total Wrote	Achieved30-100%	% Achieved at 30% and Above			
ZULULAND	MASIBUMBANE H	2019	5112221	4	16	16	100								143	143	100	52	48	92.3				112	102	91.1				129	94	72.9	129	103	79.8		
	MASIBUMBANE H	2018	5112221	4	18	17	94.4								214	214	100	81	61	75.3				141	125	88.7				215	111	51.6	213	100	46.9		
	MASIPHULA JS	2019	5112516	2	8	8	100				12	8	66.7	11	11	100	56	56	100	33	30	90.9	31	30	96.8	34	23	67.6	25	24	96	18	10	55.6	10	7	70
	MASIPHULA JS	2018	5112516	2	7	7	100				7	6	85.7	7	7	100	47	47	100	40	37	92.5	26	26	100	40	35	87.5	26	24	92.3	21	10	47.6	13	9	69.2
	MATHANGETSHITSHI H	2019	5112328	2	3	0	0	36	25	69.4	34	15	44.1	39	14	35.9	87	73	83.9							32	29	90.6	45	24	53.3	42	12	28.6	35	17	48.6
	MATHANGETSHITSHI H	2018	5112328	2	6	2	33.3	51	38	74.5	62	17	27.4	62	38	61.3	115	107	93							34	33	97.1	57	26	45.6	59	26	44.1	50	34	68
	MATHOLE H	2019	5112222	1	13	4	30.8				12	8	66.7	13	5	38.5	75	73	97.3	58	27	46.6	27	20	74.1	60	20	33.3	27	13	48.1	44	2	4.5	32	10	31.3
	MATHOLE H	2018	5112222	1	11	6	54.5				11	7	63.6	13	10	76.9	79	67	84.8	61	26	42.6	19	19	100	60	30	50	21	8	38.1	53	7	13.2	41	13	31.7
	MATHUNJWA S	2019	5112131	1	32	30	93.8				78	77	98.7	132	129	97.7	149	149	100							136	120	88.2	63	63	100	84	71	84.5	70	70	100
	MATHUNJWA S	2018	5112131	1	26	26	100				66	64	97	119	118	99.2	142	142	100							127	125	98.4	51	51	100	81	79	97.5	73	66	90.4
	MATSHITSHOLO H	2019	5112223	2	15	3	20	53	26	49.1	16	4	25	39	17	43.6	63	53	84.1	34	22	64.7	25	16	64	20	15	75	16	6	37.5	35	2	5.7	13	7	53.8
	MATSHITSHOLO H	2018	5112223	2	15	3	20	20	14	70	7	6	85.7	19	15	78.9	42	40	95.2	3	3	100	30	26	86.7	23	16	69.6	4	3	75	23	0	0	18	3	16.7
	MAZONKE H	2019	5112224	1	9	6	66.7	13	12	92.3	9	5	55.6	9	4	44.4	37	28	75.7	17	13	76.5				17	12	70.6				21	7	33.3	13	9	69.2
	MAZONKE H	2018	5112224	1	11	7	63.6	21	18	85.7	14	7	50	15	13	86.7	49	45	91.8	22	17	77.3				26	21	80.8				33	10	30.3	22	16	72.7
	MBHEKWA H	2019	5112517	3	15	10	66.7	68	58	85.3	26	8	30.8	16	8	50	168	159	94.6	72	47	65.3	82	61	74.4	87	64	73.6	62	48	77.4	62	33	53.2	47	45	95.7
	MBHEKWA H	2018	5112517	3	23	18	78.3	49	37	75.5	35	17	48.6	35	20	57.1	140	139	99.3	49	29	59.2	56	52	92.9	93	60	64.5	44	30	68.2	49	18	36.7	33	29	87.9
	MCHITHEKI H	2019	5112330	3	20	9	45	115	82	71.3	180	79	43.9	15	11	73.3	203	202	99.5	117	87	74.4	61	51	83.6	68	51	75	118	87	73.7	81	29	35.8	61	43	70.5
	MCHITHEKI H	2018	5112330	3	25	20	80	94	79	84	47	17	36.2	19	18	94.7	178	173	97.2	93	67	72	48	47	97.9	74	64	86.5	79	50	63.3	91	38	41.8	56	47	83.9
	MDUMELA S	2019	5112225	1	24	8	33.3	34	24	70.6	21	15	71.4	22	10	45.5	57	52	91.2	34	24	70.6				34	27	79.4				58	11	19	34	8	23.5
	MDUMELA S	2018	5112225	1	20	6	30	30	23	76.7	22	13	59.1	20	10	50	56	47	83.9	32	19	59.4				30	19	63.3				49	12	24.5	27	7	25.9



Province Districts	Centre Name	Year	Centre Number	Quintile	Subject Description																																
					Accounting			Agricultural Sciences			Business Studies			Economics			English First Additional Language			Geography			History			Life Sciences			Mathematical Literacy			Mathematics			Physical Sciences		
					Total Wrote	Achieved30-100%	% Achieved at 30% and Above	Total Wrote	Achieved30-100%	% Achieved at 30% and Above	Total Wrote	Achieved30-100%	% Achieved at 30% and Above	Total Wrote	Achieved30-100%	% Achieved at 30% and Above	Total Wrote	Achieved30-100%	% Achieved at 30% and Above	Total Wrote	Achieved30-100%	% Achieved at 30% and Above	Total Wrote	Achieved30-100%	% Achieved at 30% and Above	Total Wrote	Achieved30-100%	% Achieved at 30% and Above	Total Wrote	Achieved30-100%	% Achieved at 30% and Above	Total Wrote	Achieved30-100%	% Achieved at 30% and Above			
ZULULAND	METZELFONTEIN COMBINED	2019	5112132	3						6	3	50				12	8	66.7							5	0	0				6	1	16.7	4	2	50	
	METZELFONTEIN COMBINED	2018	5112132	3						5	4	80				5	5	100							4	4	100				4	3	75	4	4	100	
	MEYAMA H	2019	5112331	2						5	4	80	5	1	20	20	18	90										6	6	100							
	MEYAMA H	2018	5112331	2	9	7	77.8			20	10	50	19	14	73.7	21	21	100										10	7	70	9	6	66.7				
	MFINYELI H	2019	5112332	2	22	16	72.7			19	17	89.5	21	17	81	122	117	95.9	88	81	92				83	64	77.1	10	9	90	94	26	27.7	80	62	77.5	
	MFINYELI H	2018	5112332	2	18	7	38.9			23	14	60.9	25	19	76	127	118	92.9	77	55	71.4				70	49	70	14	8	57.1	78	27	34.6	67	53	79.1	
	MHLAMBANSILA H	2019	5112226	1	20	3	15			20	1	5	19	3	15.8	34	34	100	14	12	85.7				14	9	64.3				33	6	18.2	14	6	42.9	
	MHLAMBANSILA H	2018	5112226	1	6	1	16.7			9	3	33.3	7	3	42.9	23	22	95.7	11	6	54.5				11	6	54.5				18	3	16.7	13	5	38.5	
	MLOKOTHTWA H	2019	5112333	3	30	29	96.7	52	46	88.5	34	30	88.2	18	15	83.3	113	113	100	29	29	100				92	90	97.8	26	25	96.2	82	57	69.5	74	69	93.2
	MLOKOTHTWA H	2018	5112333	3	40	40	100	69	62	89.9	37	34	91.9	15	15	100	158	158	100	49	42	85.7				141	133	94.3	22	22	100	130	114	87.7	115	97	84.3
	MLOMOKAZULU JS	2019	5112518	3	21	9	42.9				23	18	78.3	22	17	77.3	128	125	97.7	104	86	82.7	56	53	94.6	104	83	79.8	75	62	82.7	51	34	66.7	48	40	83.3
	MLOMOKAZULU JS	2018	5112518	3	14	5	35.7				13	12	92.3	12	12	100	113	110	97.3	95	56	58.9	43	41	95.3	96	72	75	49	31	63.3	61	22	36.1	51	26	51
	MNYAMANA H	2019	5112227	1	5	4	80				43	33	76.7				71	69	97.2	22	18	81.8				60	45	75	39	29	74.4	22	11	50	21	20	95.2
	MNYAMANA H	2018	5112227	1	10	4	40				45	28	62.2				76	76	100	24	21	87.5				62	52	83.9	38	29	76.3	25	16	64	23	20	87
	MONDLO S	2019	5112133	3	13	5	38.5	40	39	97.5	13	13	100	29	24	82.8	120	119	99.2	76	76	100	38	38	100	41	33	80.5	35	35	100	51	32	62.7	43	43	100
	MONDLO S	2018	5112133	3	23	5	21.7	34	34	100	25	25	100	24	24	100	121	121	100	64	63	98.4	38	38	100	37	31	83.8	26	25	96.2	57	23	40.4	41	38	92.7
	MPIKANINA H	2019	5112334	1	32	3	9.4	47	47	100	91	4	4.4	33	20	60.6	141	133	94.3	4	1	25				52	47	90.4	61	5	8.2	81	4	4.9	49	10	20.4
	MPIKANINA H	2018	5112334	1	2	2	100	52	52	100	13	12	92.3	14	14	100	72	69	95.8	0	0					53	53	100	46	36	78.3	25	25	100	20	20	100
	MPINDISO H	2019	5112519	3	14	14	100				27	27	100				50	50	100				35	32	91.4	40	30	75	26	24	92.3	14	8	57.1	15	13	86.7

Province Districts	Centre Name	Year	Centre Number	Quintile	Subject Description																																
					Accounting			Agricultural Sciences			Business Studies			Economics			English First Additional Language			Geography			History			Life Sciences			Mathematical Literacy			Mathematics			Physical Sciences		
					Total Wrote	Achieved30-100%	% Achieved at 30% and Above	Total Wrote	Achieved30-100%	% Achieved at 30% and Above	Total Wrote	Achieved30-100%	% Achieved at 30% and Above	Total Wrote	Achieved30-100%	% Achieved at 30% and Above	Total Wrote	Achieved30-100%	% Achieved at 30% and Above	Total Wrote	Achieved30-100%	% Achieved at 30% and Above	Total Wrote	Achieved30-100%	% Achieved at 30% and Above	Total Wrote	Achieved30-100%	% Achieved at 30% and Above	Total Wrote	Achieved30-100%	% Achieved at 30% and Above	Total Wrote	Achieved30-100%	% Achieved at 30% and Above			
ZULULAND	MPINDISO H	2018	5112519	3	17	17	100				31	29	93.5				54	54	100				35	35	100	52	46	88.5	31	27	87.1	17	16	94.1	18	18	100
	MPOFINI S	2019	5112157	3	18	8	44.4				92	40	43.5	11	8	72.7	144	142	98.6	125	62	49.6				82	47	57.3	57	49	86	56	19	33.9	41	27	65.9
	MPOFINI S	2018	5112157	3	12	10	83.3				66	32	48.5	11	7	63.6	119	112	94.1	103	67	65				65	42	64.6	51	36	70.6	51	24	47.1	32	24	75
	MPUNGAMHLOPHE S	2019	5112228	2	23	0	0	52	20	38.5	44	19	43.2	23	11	47.8	94	79	84	67	16	23.9	16	9	56.3	52	22	42.3	18	7	38.9	81	9	11.1	54	8	14.8
	MPUNGAMHLOPHE S	2018	5112228	2	26	1	3.8	62	40	64.5	51	6	11.8	18	5	27.8	96	78	81.3	18	0	0	27	16	59.3	65	36	55.4	18	1	5.6	88	7	8	63	22	34.9
	MQINISENI H	2019	5112229	1							13	13	100				22	19	86.4	14	11	78.6				13	11	84.6	11	5	45.5	10	4	40			
	MQINISENI H	2018	5112229	1							22	12	54.5				22	20	90.9							13	9	69.2				13	6	46.2	13	6	46.2
	MSHANELOWESIZWE H	2019	5112335	1				26	25	96.2							64	63	98.4	32	21	65.6				54	35	64.8	27	25	92.6	26	18	69.2	26	13	50
	MSHANELOWESIZWE H	2018	5112335	1				26	22	84.6							54	54	100	27	24	88.9				53	32	60.4	26	21	80.8	26	22	84.6	26	9	34.6
	MTHINGANA JS	2019	5112413	2	7	4	57.1	12	10	83.3	31	21	67.7	31	21	67.7	50	47	94							11	7	63.6	27	15	55.6	16	8	50	12	10	83.3
	MTHINGANA JS	2018	5112413	2	4	3	75	15	10	66.7	18	11	61.1	19	17	89.5	41	40	97.6							14	11	78.6	15	8	53.3	17	13	76.5	15	13	86.7
	MTHOMBOWESIZWE H	2019	5112336	1	6	1	16.7				17	3	17.6	6	2	33.3	25	25	100							11	1	9.1				17	1	5.9	11	1	9.1
	MTHOMBOWESIZWE H	2018	5112336	1	17	8	47.1				31	15	48.4	16	16	100	38	30	78.9							15	8	53.3				32	6	18.8	16	9	56.3
	MTHUNZIWOXOLO S	2019	5112230	1	13	5	38.5	63	24	38.1	48	26	54.2	48	25	52.1	61	61	100							28	22	78.6	35	20	57.1	41	23	56.1	28	21	75
	MTHUNZIWOXOLO S	2018	5112230	1	19	8	42.1	43	21	48.8	41	15	36.6	37	22	59.5	69	57	82.6							24	20	83.3	13	6	46.2	40	10	25	23	17	73.9
	MTSHEKULA H	2019	5112520	2				16	11	68.8							35	34	97.1	13	11	84.6	21	19	90.5	32	21	65.6	22	15	68.2	10	7	70	11	7	63.6
	MTSHEKULA H	2018	5112520	2	6	5	83.3	33	12	36.4	16	4	25	8	2	25	52	32	61.5							24	12	50				9	2	22.2	12	6	50
	MUZIWENGQONDO S	2019	5112231	2										17	5	29.4	27	20	74.1	26	9	34.6				17	10	58.8				17	1	5.9	18	6	33.3
	MUZIWENGQONDO S	2018	5112231	2										21	13	61.9	21	20	95.2	18	9	50				19	15	78.9				18	2	11.1	19	18	94.7
	MUZIWEPHAHLA S	2019	5112134	2	16	5	31.3				23	14	60.9	21	13	61.9	49	46	93.9	26	18	69.2				26	14	53.8	11	10	90.9	24	7	29.2	21	9	42.9

Province Districts	Centre Name	Year	Centre Number	Quintile	Subject Description																																
					Accounting			Agricultural Sciences			Business Studies			Economics			English First Additional Language			Geography			History			Life Sciences			Mathematical Literacy			Mathematics			Physical Sciences		
					Total Wrote	Achieved30-100%	% Achieved at 30% and Above	Total Wrote	Achieved30-100%	% Achieved at 30% and Above	Total Wrote	Achieved30-100%	% Achieved at 30% and Above	Total Wrote	Achieved30-100%	% Achieved at 30% and Above	Total Wrote	Achieved30-100%	% Achieved at 30% and Above	Total Wrote	Achieved30-100%	% Achieved at 30% and Above	Total Wrote	Achieved30-100%	% Achieved at 30% and Above	Total Wrote	Achieved30-100%	% Achieved at 30% and Above	Total Wrote	Achieved30-100%	% Achieved at 30% and Above	Total Wrote	Achieved30-100%	% Achieved at 30% and Above			
ZULULAND	MUZIWEPHAHLA S	2018	5112134	2	9	7	77.8	28	17	60.7	12	9	75	12	8	66.7	42	42	100	17	14	82.4				29	17	58.6				33	10	30.3	11	8	72.7
	MUZIWESIZWE H	2019	5112414	3	6	6	100				6	6	100	7	7	100	101	94	93.1	92	64	69.6				86	48	55.8	60	43	71.7	29	19	65.5	24	24	100
	MUZIWESIZWE H	2018	5112414	3	13	10	76.9				15	9	60	13	12	92.3	182	163	89.6	117	52	44.4				119	52	43.7	61	29	47.5	52	17	32.7	41	27	65.9
	MVALO SECONDARY SCHOOL	2019	5112255	1				29	9	31							29	29	100							29	10	34.5				29	5	17.2	29	6	20.7
	MVALO SECONDARY SCHOOL	2018	5112255	1				19	15	78.9							19	19	100							19	14	73.7				19	14	73.7	19	9	47.4
	MVUZINI S	2019	5112135	3													79	67	84.8	21	15	71.4	40	27	67.5	68	26	38.2	35	20	57.1	20	6	30	22	12	54.5
	MVUZINI S	2018	5112135	3													63	53	84.1	13	12	92.3	36	32	88.9	51	27	52.9	40	16	40	13	3	23.1	14	11	78.6
	MYEKENI SS	2019	5112534	2				10	9	90	27	18	66.7				48	46	95.8				38	31	81.6	10	10	100	26	23	88.5	8	4	50	8	8	100
	MYEKENI SS	2018	5112534	2				10	7	70	9	5	55.6				25	25	100				22	19	86.4	5	5	100	16	9	56.3	3	1	33.3	3	3	100
	NCWECWE S	2018	5112136	2	2	0	0				2	0	0	2	0	0	2	2	100													2	0	0			
	NDLOVANA H	2019	5112232	2	5	3	60				10	3	30	8	2	25	47	38	80.9							12	11	91.7	15	12	80	11	3	27.3	13	12	92.3
	NDLOVANA H	2018	5112232	2	14	8	57.1				17	10	58.8	14	9	64.3	66	50	75.8							19	14	73.7	14	7	50	32	10	31.3	20	12	60
	NENDE S	2018	5112233	1	10	1	10				10	2	20	10	7	70	10	6	60												10	0	0				
	NGALI S	2019	5112137	2	22	12	54.5				31	20	64.5	24	11	45.8	120	120	100	50	41	82	54	51	94.4	72	41	56.9	67	47	70.1	27	14	51.9	20	19	95
	NGALI S	2018	5112137	2	17	9	52.9				25	6	24	17	11	64.7	129	128	99.2	56	31	55.4	64	59	92.2	71	50	70.4	43	17	39.5	57	13	22.8	29	23	79.3
	NGEBHUZANA H	2019	5112415	1	6	6	100				8	8	100	8	8	100	8	8	100										6	6	100						
	NGEBHUZANA H	2018	5112415	1	4	4	100				4	4	100	4	4	100	4	4	100										4	4	100						
	NGOTSHE S	2019	5112138	1	13	7	53.8				14	8	57.1	14	7	50	102	90	88.2	61	44	72.1	36	30	83.3	24	21	87.5	43	30	69.8	38	11	28.9	26	21	80.8
	NGOTSHE S	2018	5112138	1	13	8	61.5				14	8	57.1	13	9	69.2	92	74	80.4	60	35	58.3	37	31	83.8	13	12	92.3	36	22	61.1	30	9	30	12	10	83.3

Province Districts	Centre Name	Year	Centre Number	Quintile	Subject Description																																		
					Accounting			Agricultural Sciences			Business Studies			Economics			English First Additional Language			Geography			History			Life Sciences			Mathematical Literacy			Mathematics			Physical Sciences				
					Total Wrote	Achieved30-100%	% Achieved at 30% and Above	Total Wrote	Achieved30-100%	% Achieved at 30% and Above	Total Wrote	Achieved30-100%	% Achieved at 30% and Above	Total Wrote	Achieved30-100%	% Achieved at 30% and Above	Total Wrote	Achieved30-100%	% Achieved at 30% and Above	Total Wrote	Achieved30-100%	% Achieved at 30% and Above	Total Wrote	Achieved30-100%	% Achieved at 30% and Above	Total Wrote	Achieved30-100%	% Achieved at 30% and Above	Total Wrote	Achieved30-100%	% Achieved at 30% and Above	Total Wrote	Achieved30-100%	% Achieved at 30% and Above	Total Wrote	Achieved30-100%	% Achieved at 30% and Above		
ZULULAND	NGQENGELELE H	2019	5112234	1	8	6	75				27	11	40.7	33	14	42.4	53	51	96.2	41	34	82.9				22	22	100	19	15	78.9	30	13	43.3	22	17	77.3		
	NGQENGELELE H	2018	5112234	1	42	15	35.7				42	16	38.1				42	39	92.9							38	25	65.8				37	7	18.9	37	15	40.5		
	NGWANYA COMBINED	2019	5112416	2	7	7	100				9	9	100	7	7	100	10	8	80													8	5	62.5					
	NGWANYA COMBINED	2018	5112416	2	15	9	60				18	9	50	15	10	66.7	19	15	78.9													16	5	31.3					
	NHLANHLAYETHU S	2019	5112337	2	2	2	100	22	21	95.5	1	1	100	1	1	100	25	25	100	19	16	84.2				24	20	83.3	19	13	68.4	6	6	100	5	5	100		
	NHLANHLAYETHU S	2018	5112337	2	2	2	100	1	1	100	8	4	50	6	5	83.3	18	15	83.3	7	1	14.3				8	5	62.5				13	2	15.4	10	1	10		
	NHLUNGWANE H	2019	5112235	1	16	8	50				31	23	74.2	28	22	78.6	66	66	100	44	25	56.8				23	19	82.6	12	10	83.3	39	15	38.5	23	16	69.6		
	NHLUNGWANE H	2018	5112235	1	43	21	48.8				21	11	52.4	21	20	95.2	69	63	91.3	21	9	42.9				28	20	71.4	7	4	57.1	43	3	7	28	18	64.3		
	NKALAKUTHABA JS	2019	5112338	99				26	25	96.2							37	37	100	35	16	45.7				37	17	45.9	26	24	92.3	9	9	100	9	9	100		
	NKALAKUTHABA JS	2018	5112338	99				14	2	14.3							35	29	82.9	34	17	50				28	13	46.4	17	12	70.6	14	8	57.1	14	14	100		
	NKOWANE H	2019	5112340	1	9	8	88.9							9	5	55.6	59	57	96.6	43	30	69.8	38	35	92.1	43	18	41.9	35	24	68.6	17	8	47.1	8	8	100		
	NKOWANE H	2018	5112340	1	18	14	77.8				17	16	94.1	21	17	81	72	68	94.4	34	24	70.6	26	25	96.2	38	16	42.1	39	29	74.4	15	6	40	10	5	50		
	NOJU S	2019	5112341	3				26	19	73.1	21	18	85.7	21	5	23.8	56	56	100							26	19	73.1	28	23	82.1	17	13	76.5	18	17	94.4		
	NOJU S	2018	5112341	3				37	31	83.8	19	15	78.9	18	13	72.2	61	60	98.4							37	32	86.5	33	23	69.7	22	17	77.3	22	20	90.9		
	NOMZIMANA H	2019	5112236	1	5	1	20	31	19	61.3							38	31	81.6							32	27	84.4				30	29	96.7	19	18	94.7		
	NOMZIMANA H	2018	5112236	1	13	4	30.8	30	22	73.3							50	29	58							42	32	76.2				30	17	56.7	36	18	50		
	NOMZINTO H	2019	5112342	1													25	25	100	17	13	76.5				25	18	72				17	4	23.5	18	16	88.9		
	NOMZINTO H	2018	5112342	1													17	16	94.1	15	9	60				16	12	75				14	2	14.3	14	10	71.4		
	NQABAYEMBUBE H	2019	5112343	2							25	21	84	29	27	93.1	37	37	100	9	6	66.7				7	7	100	27	23	85.2	7	4	57.1	9	7	77.8		
	NQABAYEMBUBE H	2018	5112343	2							20	19	95	23	23	100	37	37	100	17	9	52.9				17	16	94.1	21	10	47.6	17	12	70.6	17	11	64.7		

Province Districts	Centre Name	Year	Centre Number	Quintile	Subject Description																																			
					Accounting			Agricultural Sciences			Business Studies			Economics			English First Additional Language			Geography			History			Life Sciences			Mathematical Literacy			Mathematics			Physical Sciences					
					Total Wrote	Achieved30-100%	% Achieved at 30% and Above	Total Wrote	Achieved30-100%	% Achieved at 30% and Above	Total Wrote	Achieved30-100%	% Achieved at 30% and Above	Total Wrote	Achieved30-100%	% Achieved at 30% and Above	Total Wrote	Achieved30-100%	% Achieved at 30% and Above	Total Wrote	Achieved30-100%	% Achieved at 30% and Above	Total Wrote	Achieved30-100%	% Achieved at 30% and Above	Total Wrote	Achieved30-100%	% Achieved at 30% and Above	Total Wrote	Achieved30-100%	% Achieved at 30% and Above	Total Wrote	Achieved30-100%	% Achieved at 30% and Above						
ZULULAND	NQOBIZITHA H	2019	5112344	1	23	5	21.7				24	9	37.5	31	18	58.1	24	23	95.8				30	24	80				17	11	64.7	8	2	25						
	NQOBIZITHA H	2018	5112344	1	23	11	47.8				23	11	47.8	37	25	67.6	28	24	85.7				19	17	89.5				20	8	40	12	2	16.7						
	NSABEKHULUMA H	2019	5112237	1												31	21	67.7	30	15	50				28	12	42.9	15	8	53.3	13	9	69.2	13	13	100				
	NSABEKHULUMA H	2018	5112237	1	13	2	15.4									29	28	96.6	16	1	6.3				28	3	10.7	15	4	26.7	13	5	38.5	13	7	53.8				
	NSIKAYENDLU H	2019	5112238	4	98	73	74.5				136	101	74.3	61	37	60.7	138	137	99.3				27	26	96.3	73	55	75.3	26	24	92.3	103	19	18.4	46	25	54.3			
	NSIKAYENDLU H	2018	5112238	4	63	53	84.1				100	78	78	28	24	85.7	131	127	96.9				24	21	87.5	71	59	83.1	15	10	66.7	71	34	47.9	50	37	74			
	NTABABOMVU JS	2019	5112239	2	14	7	50	21	10	47.6						21	20	95.2							16	8	50				17	1	5.9	13	2	15.4				
	NTABABOMVU JS	2018	5112239	2	10	6	60	18	10	55.6						20	16	80							17	8	47.1				13	2	15.4	10	4	40				
	NTABASUKA S	2019	5112240	1	35	25	71.4				71	33	46.5	65	55	84.6	95	94	98.9	54	50	92.6				25	23	92	56	43	76.8	35	23	65.7	24	23	95.8			
	NTABASUKA S	2018	5112240	1	3	3	100				42	39	92.9	41	41	100	69	69	100	38	29	76.3				26	26	100	38	36	94.7	25	25	100	24	24	100			
	NYONEBOMVU S	2019	5112362	2												7	7	100	7	5	71.4				6	6	100				6	1	16.7	6	1	16.7				
	NYONEBOMVU S	2018	5112362	2												10	9	90	9	7	77.8				10	8	80				7	5	71.4	7	7	100				
	ONDINI HIGH SCHOOL	2019	5112254	99	1	1	100									18	18	100	17	17	100	14	14	100	18	17	94.4	14	13	92.9	4	4	100	4	4	100				
	ONDINI HIGH SCHOOL	2018	5112254	99	4	4	100									11	11	100	7	7	100	7	7	100	11	11	100	7	7	100	4	4	100	4	4	100				
	ONGANE COMBINED	2019	5112532	1							7	7	100				11	10	90.9							7	3	42.9	8	6	75									
	ONGANE COMBINED	2018	5112532	1							8	1	12.5				8	8	100							8	0	0	8	4	50									
	OPHONGOLA H	2019	5112521	3	11	7	63.6	71	41	57.7	34	19	55.9	30	16	53.3	148	147	99.3	48	40	83.3				65	46	70.8	69	41	59.4	61	20	32.8	50	34	68			
	OPHONGOLA H	2018	5112521	3	43	19	44.2	84	50	59.5	23	12	52.2	43	28	65.1	173	164	94.8	65	40	61.5				58	41	70.7	64	35	54.7	96	19	19.8	53	34	64.2			
	PHIKWASE H	2019	5112241	1	15	6	40				37	22	59.5	16	13	81.3	65	60	92.3	31	13	41.9	22	19	86.4	16	12	75	17	15	88.2	28	14	50	13	2	15.4			
	PHIKWASE H	2018	5112241	1	11	2	18.2				22	4	18.2	26	5	19.2	51	33	64.7	26	6	23.1	11	11	100	15	8	53.3	10	5	50	26	3	11.5	15	3	20			

Province Districts	Centre Name	Year	Centre Number	Quintile	Subject Description																																
					Accounting			Agricultural Sciences			Business Studies			Economics			English First Additional Language			Geography			History			Life Sciences			Mathematical Literacy			Mathematics			Physical Sciences		
					Total Wrote	Achieved30-100%	% Achieved at 30% and Above	Total Wrote	Achieved30-100%	% Achieved at 30% and Above	Total Wrote	Achieved30-100%	% Achieved at 30% and Above	Total Wrote	Achieved30-100%	% Achieved at 30% and Above	Total Wrote	Achieved30-100%	% Achieved at 30% and Above	Total Wrote	Achieved30-100%	% Achieved at 30% and Above	Total Wrote	Achieved30-100%	% Achieved at 30% and Above	Total Wrote	Achieved30-100%	% Achieved at 30% and Above	Total Wrote	Achieved30-100%	% Achieved at 30% and Above	Total Wrote	Achieved30-100%	% Achieved at 30% and Above			
ZULULAND	PHUMANYOVA H	2019	5112345	3	23	23	100	25	25	100	76	76	100	23	22	95.7	321	319	99.4	97	92	94.8	202	202	100	147	147	100	182	181	99.5	82	74	90.2	50	49	98
	PHUMANYOVA H	2018	5112345	3	18	17	94.4	38	38	100	54	52	96.3	18	18	100	304	299	98.4	82	82	100	223	223	100	139	134	96.4	157	157	100	73	72	98.6	53	53	100
	PIONIER H	2019	5112142	4	17	17	100	34	31	91.2	26	23	88.5				95	95	100	19	19	100				22	21	95.5	51	51	100	45	45	100	35	35	100
	PIONIER H	2018	5112142	4	18	18	100	22	20	90.9	30	21	70				94	94	100	33	33	100				21	21	100	46	46	100	48	46	95.8	34	31	91.2
	PONGOLA AKADEMIE	2019	5112522	4	4	4	100				10	10	100				24	24	100	20	20	100				14	12	85.7	12	12	100	12	11	91.7	10	9	90
	PONGOLA AKADEMIE	2018	5112522	4	1	1	100				6	4	66.7				17	17	100	16	16	100				11	11	100	11	11	100	6	6	100	6	5	83.3
	PONGOLA INTERMEDIATE	2019	5112523	2	5	5	100	11	11	100	15	14	93.3	9	7	77.8	41	41	100	25	25	100				25	23	92	19	18	94.7	15	10	66.7	10	9	90
	PONGOLA INTERMEDIATE	2018	5112523	2	6	6	100	17	17	100	9	4	44.4	7	7	100	38	38	100	13	13	100				27	24	88.9	4	4	100	23	17	73.9	17	15	88.2
	PRINCE BHEKINTHINTA H	2019	5112346	1													61	54	88.5	46	7	15.2				60	19	31.7	46	17	37	14	5	35.7	14	8	57.1
	PRINCE BHEKINTHINTA H	2018	5112346	1													31	31	100	22	5	22.7				30	12	40	22	8	36.4	8	5	62.5	8	6	75
	PRINCE MNYAYIZA H	2019	5112347	3	15	3	20				19	10	52.6	15	9	60	113	112	99.1	77	39	50.6	35	25	71.4	81	26	32.1	40	15	37.5	61	9	14.8	48	12	25
	PRINCE MNYAYIZA H	2018	5112347	3	18	5	27.8				14	10	71.4	13	12	92.3	118	110	93.2	76	33	43.4	29	26	89.7	64	44	68.8	27	12	44.4	48	13	27.1	36	14	38.9
	PRINCE NDABUKO H	2019	5112348	2													7	7	100							5	2	40				5	1	20	4	1	25
	PRINCE NDABUKO H	2018	5112348	2													22	19	86.4							7	6	85.7				10	2	20	7	4	57.1
	PRINCE NOMATIYELA	2019	5112363	1							21	12	57.1				33	33	100	26	26	100				25	22	88	21	20	95.2	5	3	60	5	5	100
	PRINCE NOMATIYELA	2018	5112363	1							11	10	90.9				32	32	100	30	28	93.3				25	24	96	7	4	57.1	19	13	68.4	15	14	93.3
	PRINCE SILWANE H	2019	5112349	2							11	7	63.6	6	3	50	11	11	100							6	4	66.7	6	6	100						
	PRINCE SILWANE H	2018	5112349	2							14	11	78.6	16	13	81.3	16	16	100							14	12	85.7	16	12	75						

Province Districts	Centre Name	Year	Centre Number	Quintile	Subject Description																																		
					Accounting			Agricultural Sciences			Business Studies			Economics			English First Additional Language			Geography			History			Life Sciences			Mathematical Literacy			Mathematics			Physical Sciences				
					Total Wrote	Achieved30-100%	% Achieved at 30% and Above	Total Wrote	Achieved30-100%	% Achieved at 30% and Above	Total Wrote	Achieved30-100%	% Achieved at 30% and Above	Total Wrote	Achieved30-100%	% Achieved at 30% and Above	Total Wrote	Achieved30-100%	% Achieved at 30% and Above	Total Wrote	Achieved30-100%	% Achieved at 30% and Above	Total Wrote	Achieved30-100%	% Achieved at 30% and Above	Total Wrote	Achieved30-100%	% Achieved at 30% and Above	Total Wrote	Achieved30-100%	% Achieved at 30% and Above	Total Wrote	Achieved30-100%	% Achieved at 30% and Above					
ZULULAND	PRINCE SOJIYISA H	2019	5112350	1	8	3	37.5				19	18	94.7	20	16	80	25	19	76										16	9	56.3	3	0	0					
	PRINCE SOJIYISA H	2018	5112350	1	23	1	4.3				67	4	6	66	6	9.1	67	38	56.7										44	1	2.3	23	3	13					
	PRINCE TOKOTOKO H	2019	5112351	3	8	0	0				9	4	44.4				40	35	87.5	25	11	44						25	14	56	19	13	68.4	14	4	28.6	12	5	41.7
	PRINCE TOKOTOKO H	2018	5112351	3	20	8	40				19	6	31.6				60	55	91.7	35	19	54.3						34	32	94.1	30	20	66.7	26	13	50	25	14	56
	PRINCE ZIBHEBHU S	2019	5112358	1	11	11	100							24	21	87.5	41	41	100	27	22	81.5						11	11	100	26	20	76.9	12	9	75	12	12	100
	PRINCE ZIBHEBHU S	2018	5112358	1	11	10	90.9				42	10	23.8	10	10	100	26	24	92.3	16	8	50						18	16	88.9	20	12	60	10	4	40			
	SEBENZAKANZIMA S	2019	5112524	3	22	15	68.2	74	56	75.7	18	16	88.9	18	14	77.8	103	97	94.2	46	35	76.1						76	47	61.8	45	36	80	52	25	48.1	34	30	88.2
	SEBENZAKANZIMA S	2018	5112524	3	28	22	78.6	47	34	72.3	25	18	72	25	22	88	85	83	97.6	27	21	77.8						50	42	84	31	23	74.2	49	30	61.2	25	22	88
	SEKETHWAYO S	2019	5112143	3													56	56	100	51	45	88.2	32	29	90.6	21	18	85.7	31	26	83.9	17	3	17.6	17	15	88.2		
	SEKETHWAYO S	2018	5112143	3													49	49	100	34	23	67.6	24	19	79.2	17	16	94.1	13	12	92.3	17	8	47.1	18	15	83.3		
	SENZANGAKHONA S	2019	5112242	2	31	29	93.5				97	93	95.9	61	56	91.8	112	111	99.1	34	27	79.4						36	30	83.3	30	17	56.7	67	12	17.9	35	26	74.3
	SENZANGAKHONA S	2018	5112242	2	30	28	93.3				101	69	68.3	64	56	87.5	103	96	93.2	39	22	56.4						39	34	87.2	34	8	23.5	69	17	24.6	39	27	69.2
	SHIBILIKA S	2019	5112243	1	10	1	10				15	10	66.7	19	6	31.6	43	35	81.4	28	13	46.4						19	13	68.4				32	2	6.3	18	6	33.3
	SHIBILIKA S	2018	5112243	1	10	2	20				10	5	50	10	5	50	35	20	57.1	16	10	62.5						16	10	62.5				35	4	11.4	17	7	41.2
	SHONGOLOLO COMBINED	2019	5112145	2	12	5	41.7	12	5	41.7	13	10	76.9	12	7	58.3	34	33	97.1	20	11	55						21	9	42.9	21	15	71.4	12	6	50	8	7	87.5
	SHONGOLOLO COMBINED	2018	5112145	2	8	2	25	10	5	50	8	0	0	12	6	50	32	29	90.6	18	8	44.4						17	9	52.9	12	6	50	16	1	6.3	7	6	85.7
	SIBANISAKHE H	2019	5112244	1	19	15	78.9	85	76	89.4	27	26	96.3						87	87	100	66	57	86.4				58	51	87.9	29	28	96.6	58	16	27.6	58	28	48.3
	SIBANISAKHE H	2018	5112244	1	10	8	80	95	73	76.8	46	23	50						95	90	94.7	85	58	68.2				49	45	91.8	46	24	52.2	49	27	55.1	49	34	69.4
SIBUMBENE H	2019	5112525	2	3	3	100										56	56	100	36	25	69.4	21	21	100	36	27	75	14	11	78.6	8	5	62.5	7	7	100			



Province Districts	Centre Name	Year	Centre Number	Quintile	Subject Description																																
					Accounting			Agricultural Sciences			Business Studies			Economics			English First Additional Language			Geography			History			Life Sciences			Mathematical Literacy			Mathematics			Physical Sciences		
					Total Wrote	Achieved30-100%	% Achieved at 30% and Above	Total Wrote	Achieved30-100%	% Achieved at 30% and Above	Total Wrote	Achieved30-100%	% Achieved at 30% and Above	Total Wrote	Achieved30-100%	% Achieved at 30% and Above	Total Wrote	Achieved30-100%	% Achieved at 30% and Above	Total Wrote	Achieved30-100%	% Achieved at 30% and Above	Total Wrote	Achieved30-100%	% Achieved at 30% and Above	Total Wrote	Achieved30-100%	% Achieved at 30% and Above	Total Wrote	Achieved30-100%	% Achieved at 30% and Above	Total Wrote	Achieved30-100%	% Achieved at 30% and Above			
ZULULAND	SIBUMBENE H	2018	5112525	2	2	2	100								24	24	100	20	15	75	11	11	100	22	18	81.8	10	8	80	8	7	87.5	8	6	75		
	SIBUSISO H	2019	5112353	2											61	57	93.4												19	3	15.8	19	17	89.5			
	SIBUSISO H	2018	5112353	2							37	8	21.6	36	23	63.9	80	70	87.5	36	14	38.9				30	15	50	37	18	48.6	30	4	13.3	30	15	50
	SIGQAMISE S	2019	5112526	3	7	6	85.7	101	52	51.5	7	5	71.4	8	7	87.5	116	106	91.4	59	44	74.6				91	60	65.9	63	61	96.8	26	17	65.4	23	19	82.6
	SIGQAMISE S	2018	5112526	3	9	8	88.9	83	71	85.5	6	3	50	6	2	33.3	117	112	95.7	54	46	85.2				93	84	90.3	64	53	82.8	32	25	78.1	28	24	85.7
	SIHLENGENI COMBINED S	2019	5112147	1	2	2	100				11	11	100	10	8	80	16	16	100	14	14	100				5	5	100				16	6	37.5	6	6	100
	SIHLENGENI COMBINED S	2018	5112147	1	3	3	100				8	5	62.5	9	7	77.8	22	22	100	13	7	53.8				11	6	54.5				12	6	50	11	6	54.5
	SIKHIYE S	2019	5112148	2													32	32	100	32	30	93.8				20	15	75	14	14	100	17	2	11.8			
	SIKHIYE S	2018	5112148	2													46	46	100	41	29	70.7				32	22	68.8	22	14	63.6	18	10	55.6	10	8	80
	SIKHULILE COMBINED	2019	5112149	2							23	12	52.2	19	3	15.8	69	48	69.6	41	18	43.9				24	13	54.2	29	17	58.6	14	5	35.7	14	14	100
	SIKHULILE COMBINED	2018	5112149	2	9	2	22.2				30	12	40	29	10	34.5	65	38	58.5	34	12	35.3				17	14	82.4	31	17	54.8	10	5	50	10	9	90
	SINKONKONKO H	2019	5112354	1							7	5	71.4	7	2	28.6	27	26	96.3	11	8	72.7				11	4	36.4	7	7	100	11	0	0	11	7	63.6
	SINKONKONKO H	2018	5112354	1							8	7	87.5	8	7	87.5	24	24	100	9	7	77.8				8	5	62.5	7	3	42.9	8	2	25	9	4	44.4
	SIPHOSINI H	2019	5112150	2	18	8	44.4				12	8	66.7	0	0		34	31	91.2				11	9	81.8	14	8	57.1	13	11	84.6	6	3	50	6	5	83.3
	SIPHOSINI H	2018	5112150	2	23	19	82.6				18	12	66.7				36	36	100				11	6	54.5	30	20	66.7	12	7	58.3	18	4	22.2	11	10	90.9
	SIQALUKUBONA H	2019	5112527	2	35	32	91.4				13	11	84.6	13	4	30.8	41	40	97.6							25	19	76				24	17	70.8	22	18	81.8
	SIQALUKUBONA H	2018	5112527	2	15	13	86.7										25	25	100							25	17	68				12	12	100	10	10	100
	SIQOPHUMLANDO S	2019	5112151	2	2	0	0				4	1	25				11	11	100							8	4	50				6	2	33.3	3	2	66.7
	SIQOPHUMLANDO S	2018	5112151	2	5	2	40				10	6	60				11	9	81.8							8	4	50				7	1	14.3	6	2	33.3

Province Districts	Centre Name	Year	Centre Number	Quintile	Subject Description																																				
					Accounting			Agricultural Sciences			Business Studies			Economics			English First Additional Language			Geography			History			Life Sciences			Mathematical Literacy			Mathematics			Physical Sciences						
					Total Wrote	Achieved30-100%	% Achieved at 30% and Above	Total Wrote	Achieved30-100%	% Achieved at 30% and Above	Total Wrote	Achieved30-100%	% Achieved at 30% and Above	Total Wrote	Achieved30-100%	% Achieved at 30% and Above	Total Wrote	Achieved30-100%	% Achieved at 30% and Above	Total Wrote	Achieved30-100%	% Achieved at 30% and Above	Total Wrote	Achieved30-100%	% Achieved at 30% and Above	Total Wrote	Achieved30-100%	% Achieved at 30% and Above	Total Wrote	Achieved30-100%	% Achieved at 30% and Above	Total Wrote	Achieved30-100%	% Achieved at 30% and Above							
ZULULAND	SITHOLINHLANHLA S	2019	5112245	2	26	4	15.4				35	10	28.6	25	25	100	38	34	89.5							30	18	60	18	15	83.3	2	2	100							
	SITHOLINHLANHLA S	2018	5112245	2	32	1	3.1				29	7	24.1	31	25	80.6	32	29	90.6							28	19	67.9				28	5	17.9							
	SIYANGEMPUMELELO H	2019	5112246	2	16	7	43.8				112	30	26.8	15	7	46.7	131	114	87	93	54	58.1	55	34	61.8	43	38	88.4	59	25	42.4	50	21	42	35	21	60				
	SIYANGEMPUMELELO H	2018	5112246	2	19	10	52.6				74	53	71.6	20	14	70	76	74	97.4	55	39	70.9				56	48	85.7				74	24	32.4	35	21	60				
	SIYAPHA KAMA H	2019	5112355	1				32	14	43.8							35	35	100	14	9	64.3				33	30	90.9	14	12	85.7	19	11	57.9	19	13	68.4				
	SIYAPHA KAMA H	2018	5112355	1	1	1	100	30	18	60	3	1	33.3	4	2	50	43	43	100	9	6	66.7				37	34	91.9	10	7	70	24	13	54.2	22	18	81.8				
	SIYAZIZAMELA S	2019	5112417	1							2	0	0	2	2	100	5	4	80										2	1	50										
	SIYAZIZAMELA S	2018	5112417	1							6	1	16.7	6	4	66.7	9	4	44.4										6	2	33.3										
	SIZABONKE S	2019	5112356	1	13	13	100				23	15	65.2	27	15	55.6	27	25	92.6										12	12	100	13	1	7.7							
	SIZABONKE S	2018	5112356	1	7	5	71.4				12	7	58.3	15	4	26.7	17	17	100												7	4	57.1								
	SOGADUZELA S	2019	5112418	1													10	10	100	11	10	90.9							11	10	90.9			9	4	44.4	9	7	77.8		
	SOGADUZELA S	2018	5112418	1													20	12	60	15	11	73.3							19	11	57.9			6	4	66.7	11	6	54.5		
	SOMILE H	2019	5112528	2				2	2	100	11	8	72.7					15	15	100							22	11	50	22	11	50	11	7	63.6	2	1	50	3	1	33.3
	SOMILE H	2018	5112528	2				6	6	100	14	9	64.3					19	18	94.7							14	13	92.9	19	16	84.2	11	4	36.4	5	2	40	5	5	100
	SOZAMA H	2019	5112529	3	6	5	83.3	42	29	69	53	25	47.2	6	6	100	116	106	91.4	43	39	90.7						33	27	81.8	40	36	90	29	7	24.1	26	21	80.8		
	SOZAMA H	2018	5112529	3	4	3	75	39	29	74.4	18	11	61.1	7	6	85.7	77	76	98.7	30	15	50						40	30	75	17	11	64.7	34	8	23.5	30	27	90		
	ST VICTOR S	2019	5112248	2	8	7	87.5				16	11	68.8	21	20	95.2	66	65	98.5	26	25	96.2						39	34	87.2	23	20	87	37	17	45.9	29	29	100		
	ST VICTOR S	2018	5112248	2	12	10	83.3				18	16	88.9	23	21	91.3	73	68	93.2	30	26	86.7						42	37	88.1	20	11	55	44	20	45.5	32	30	93.8		
	THANDULWAZI S	2019	5112339	1	17	16	94.1				15	14	93.3					42	41	97.6	14	7	50					23	17	73.9	16	7	43.8	22	21	95.5	16	15	93.8		
	THANDULWAZI S	2018	5112339	1	4	3	75				23	12	52.2	20	13	65	47	34	72.3	24	10	41.7						12	12	100	20	9	45	12	10	83.3	12	11	91.7		

Province Districts	Centre Name	Year	Centre Number	Quintile	Subject Description																																
					Accounting			Agricultural Sciences			Business Studies			Economics			English First Additional Language			Geography			History			Life Sciences			Mathematical Literacy			Mathematics			Physical Sciences		
					Total Wrote	Achieved30-100%	% Achieved at 30% and Above	Total Wrote	Achieved30-100%	% Achieved at 30% and Above	Total Wrote	Achieved30-100%	% Achieved at 30% and Above	Total Wrote	Achieved30-100%	% Achieved at 30% and Above	Total Wrote	Achieved30-100%	% Achieved at 30% and Above	Total Wrote	Achieved30-100%	% Achieved at 30% and Above	Total Wrote	Achieved30-100%	% Achieved at 30% and Above	Total Wrote	Achieved30-100%	% Achieved at 30% and Above	Total Wrote	Achieved30-100%	% Achieved at 30% and Above	Total Wrote	Achieved30-100%	% Achieved at 30% and Above	Total Wrote	Achieved30-100%	% Achieved at 30% and Above
ZULULAND	THOLIMFUNDO SS	2019	5112535	1	3	3	100	24	22	91.7	3	3	100	22	13	59.1	27	26	96.3	3	3	100				24	23	95.8				26	16	61.5	23	19	82.6
	THOLIMFUNDO SS	2018	5112535	1	0	0		7	6	85.7	2	1	50				9	9	100	2	2	100				6	6	100				4	4	100	4	4	100
	THOLUKUKHANYA H	2019	5112249	1	20	5	25	39	23	59	66	30	45.5	19	8	42.1	111	99	89.2	74	37	50	46	15	32.6	42	35	83.3	42	14	33.3	63	9	14.3	42	20	47.6
	THOLUKUKHANYA H	2018	5112249	1	14	12	85.7	32	12	37.5	16	11	68.8	17	13	76.5	107	89	83.2	70	23	32.9				42	29	69	35	14	40	51	20	39.2	39	24	61.5
	THULWANA H	2019	5112357	1										12	12	100	16	16	100	15	15	100				12	12	100				12	0	0	14	14	100
	THULWANA H	2018	5112357	1													10	10	100	10	1	10				12	6	50				12	12	100	12	12	100
	TSHANIBEZWE S	2019	5112253	1	27	27	100				47	15	31.9	45	29	64.4	47	44	93.6												34	11	32.4	8	8	100	
	TSHANIBEZWE S	2018	5112253	1	29	24	82.8				35	28	80	34	30	88.2	40	37	92.5												29	14	48.3				
	UMFOLOZI S	2019	5112152	1							14	14	100	13	13	100	35	35	100	19	19	100				18	16	88.9	12	12	100	14	8	57.1	18	16	88.9
	UMFOLOZI S	2018	5112152	1							17	17	100	13	13	100	41	38	92.7	15	14	93.3				16	12	75	20	19	95	13	12	92.3	14	11	78.6
	UMHLOLUTHINI H	2019	5112250	1	17	17	100				19	10	52.6	19	19	100	18	15	83.3							17	17	100				16	12	75			
	UMHLOLUTHINI H	2018	5112250	1	36	0	0				38	21	55.3	36	21	58.3	41	24	58.5							42	34	81				33	0	0			
	UMNGAMA INTERMEDIATE	2019	5112530	1				5	5	100							30	26	86.7	27	19	70.4	25	20	80	27	11	40.7	21	12	57.1	6	1	16.7			
	UMNGAMA INTERMEDIATE	2018	5112530	1				8	8	100							32	32	100	32	23	71.9	24	23	95.8	32	20	62.5	24	11	45.8	8	1	12.5			
	UQWEQWE S	2019	5112153	1	7	0	0				8	7	87.5				44	40	90.9	30	21	70	16	13	81.3	32	19	59.4	18	13	72.2	17	3	17.6	12	8	66.7
	UQWEQWE S	2018	5112153	1	25	3	12				4	2	50				28	28	100	10	5	50	10	8	80	35	22	62.9	10	6	60	25	6	24	21	8	38.1
	UZWANO S	2019	5112420	1													14	14	100	14	13	92.9	14	14	100	14	13	92.9	14	14	100						
	UZWANO S	2018	5112420	1													38	36	94.7	23	16	69.6	31	25	80.6	19	16	84.2	24	19	79.2						

Province Districts	Centre Name	Year	Centre Number	Quintile	Subject Description																																			
					Accounting			Agricultural Sciences			Business Studies			Economics			English First Additional Language			Geography			History			Life Sciences			Mathematical Literacy			Mathematics			Physical Sciences					
					Total Wrote	Achieved30-100%	% Achieved at 30% and Above	Total Wrote	Achieved30-100%	% Achieved at 30% and Above	Total Wrote	Achieved30-100%	% Achieved at 30% and Above	Total Wrote	Achieved30-100%	% Achieved at 30% and Above	Total Wrote	Achieved30-100%	% Achieved at 30% and Above	Total Wrote	Achieved30-100%	% Achieved at 30% and Above	Total Wrote	Achieved30-100%	% Achieved at 30% and Above	Total Wrote	Achieved30-100%	% Achieved at 30% and Above	Total Wrote	Achieved30-100%	% Achieved at 30% and Above	Total Wrote	Achieved30-100%	% Achieved at 30% and Above						
ZULULAND	VRYHEID COMPREHENSIVE S	2019	5112154	4	6	5	83.3				32	27	84.4	24	18	75	151	151	100	136	108	79.4				73	57	78.1	77	72	93.5	70	45	64.3	54	50	92.6			
	VRYHEID COMPREHENSIVE S	2018	5112154	4	9	8	88.9				32	25	78.1	26	23	88.5	139	139	100	116	80	69				66	58	87.9	64	51	79.7	72	62	86.1	53	47	88.7			
	VRYHEID H	2019	5112155	5	25	25	100				75	65	86.7				20	20	100	99	98	99				94	83	88.3	86	85	98.8	63	61	96.8	54	48	88.9			
	VRYHEID H	2018	5112155	5	33	33	100				64	46	71.9				20	20	100	87	82	94.3				102	98	96.1	67	64	95.5	82	71	86.6	64	57	89.1			
	VUKANIMAZULU S	2019	5112531	2	3	3	100	15	15	100	4	3	75	2	2	100	26	25	96.2							17	15	88.2				21	18	85.7	13	11	84.6			
	VUKANIMAZULU S	2018	5112531	2	3	3	100	11	11	100	5	4	80	4	4	100	17	17	100							12	11	91.7				16	15	93.8	8	7	87.5			
	VUKUZA H	2019	5112251	1	11	7	63.6				22	14	63.6	17	12	70.6	38	37	97.4							38	37	97.4	20	17	85	18	18	100	19	15	78.9	14	13	92.9
	VUKUZA H	2018	5112251	1	9	4	44.4				20	7	35	19	18	94.7	43	37	86							43	39	90.7	17	15	88.2	12	10	83.3	25	12	48	18	9	50
	VUSISIZWE INDEPENDENT	2019	5112533	99	19	19	100										20	20	100							19	19	100				19	18	94.7	20	19	95			
	VUSISIZWE INDEPENDENT	2018	5112533	99	16	16	100										16	16	100							16	16	100				16	15	93.8	16	15	93.8			
	ZAMANGOTHANDO S	2019	5112156	2													26	26	100	16	14	87.5	26	22	84.6	16	14	87.5	16	15	93.8									
	ZAMANGOTHANDO S	2018	5112156	2													13	13	100	13	6	46.2	13	12	92.3	13	8	61.5	13	11	84.6									
	ZWELONKE H	2019	5112252	1	35	14	40	53	35	66	86	74	86	79	55	69.6	156	156	100	60	41	68.3	35	33	94.3	35	31	88.6	85	57	67.1	70	16	22.9	35	22	62.9			
	ZWELONKE H	2018	5112252	1	23	19	82.6	37	25	67.6	60	42	70	48	45	93.8	130	130	100	57	36	63.2	31	30	96.8	39	39	100	65	35	53.8	62	36	58.1	39	38	97.4			

A hand holding a glowing lightbulb with various educational icons floating around it. The icons include a brain, a globe, a leaf, a test tube, a book, a percentage sign, a gear, a plus sign, a question mark, a clock, a water molecule (H2O), a graph, a folder, a gear, a plus sign, a wavy line, a plus sign, a heart, a book, a plus sign, a laptop, and a lightbulb. The word "Limpopo" is written in a cursive font across the lightbulb.

# Limpopo

Province Districts	Centre Name	Year	Centre No	Quintile	Accounting			Agricultural Sciences			Business Studies			Economics			English First Additional Language			Geography			History			Life Sciences			Mathematical Literacy			Mathematics			Physical Sciences		
					Total Wrote	Achieved 30-100%	% Achieved 30 and Above	Total Wrote	Achieved 30-100%	% Achieved 30 and Above	Total Wrote	Achieved 30-100%	% Achieved 30 and Above	Total Wrote	Achieved 30-100%	% Achieved 30 and Above	Total Wrote	Achieved 30-100%	% Achieved 30 and Above	Total Wrote	Achieved 30-100%	% Achieved 30-100%	Total Wrote	Achieved 30-100%	% Achieved 30-100%	Total Wrote	Achieved 30-100%	% Achieved 30-100%	Total Wrote	Achieved 30-100%	% Achieved 30-100%	Total Wrote	Achieved 30-100%	% Achieved 30-100%			
					CAPRICORN NORTH	ALLDAYS COMBINED ACADEMY	2019	7043208	2	5	5	100				5	5	100	6	4	66.7	31	31	100	24	18	75				13	11	84.6	4	4	100	15
	ALLDAYS COMBINED ACADEMY	2018	7043208	2	9	7	77.8				10	8	80	8	7	87.5	47	47	100	31	28	90.3				25	24	96	16	13	81.3	26	15	57.7	25	24	96
	B K MATLALA COMMERCIAL HIGH	2019	7042101	2	53	20	37.7				52	32	61.5	53	30	56.6	54	54	100							44	33	75	11	9	81.8						
	B K MATLALA COMMERCIAL HIGH	2018	7042101	2	76	31	40.8				78	50	64.1	78	50	64.1	79	79	100							60	37	61.7	19	10	52.6						
	BAHLALOGA SECONDARY	2019	7041301	2							10	5	50	3	0	0	11	11	100							7	6	85.7	1	0	0	6	2	33.3	6	5	83.3
	BAHLALOGA SECONDARY	2018	7041301	2	22	3	13.6				13	3	23.1	13	3	23.1	29	29	100							12	5	41.7	9	4	44.4	13	4	30.8	12	3	25
	BAKWENA SENIOR SECONDARY	2019	7041302	2										8	4	50	17	17	100	14	3	21.4				15	6	40	5	5	100	10	0	0	10	2	20
	BAKWENA SENIOR SECONDARY	2018	7041302	2							10	7	70	27	23	85.2	32	32	100	11	7	63.6				16	14	87.5	15	13	86.7	13	6	46.2	18	13	72.2
	BATAUNG HIGH	2019	7042403	2	7	2	28.6	8	7	87.5	9	6	66.7	32	9	28.1	45	41	91.1							16	12	75				20	10	50	14	11	78.6
	BATAUNG HIGH	2018	7042403	2	12	11	91.7	5	3	60	7	6	85.7	48	32	66.7	60	60	100							42	37	88.1				47	41	87.2	41	35	85.4
	BODIELA SECONDARY	2019	7042501	1										8	6	75	27	26	96.3	21	17	81				17	12	70.6	6	5	83.3	9	0	0	8	3	37.5
	BODIELA SECONDARY	2018	7042501	1										7	4	57.1	26	26	100	24	18	75				24	16	66.7	7	6	85.7	15	7	46.7	15	12	80
	BOETSE SECONDARY	2019	7041202	3	11	8	72.7	113	101	89.4	11	10	90.9	11	9	81.8	137	134	97.8	73	63	86.3	8	4	50	101	75	74.3	78	71	91	42	26	61.9	40	33	82.5
	BOETSE SECONDARY	2018	7041202	1	20	14	70	127	79	62.2	24	11	45.8	20	17	85	167	166	99.4	81	41	50.6	27	22	81.5	100	62	62	81	56	69.1	64	25	39.1	44	26	59.1
	BOSAKGO SECONDARY	2019	7041504	2				21	9	42.9							30	28	93.3	17	7	41.2				18	12	66.7	6	5	83.3	12	3	25	9	4	44.4
	BOSAKGO SECONDARY	2018	7041504	2				24	8	33.3							28	26	92.9	15	5	33.3				15	13	86.7	16	13	81.3						
	BOTSHOLLA SECONDARY	2019	7041505	1	24	11	45.8				46	23	50	27	16	59.3	54	53	98.1							26	15	57.7	24	19	79.2	23	6	26.1	22	11	50

Province Districts	Centre Name	Year	Centre No	Quintile	Accounting			Agricultural Sciences			Business Studies			Economics			English First Additional Language			Geography			History			Life Sciences			Mathematical Literacy			Mathematics			Physical Sciences		
					Total Wrote	Achieved 30-100%	% Achieved 30 and Above	Total Wrote	Achieved 30-100%	% Achieved 30 and Above	Total Wrote	Achieved 30-100%	% Achieved 30 and Above	Total Wrote	Achieved 30-100%	% Achieved 30 and Above	Total Wrote	Achieved 30-100%	% Achieved 30 and Above	Total Wrote	Achieved 30-100%	% Achieved 30-100%	Total Wrote	Achieved 30-100%	% Achieved 30-100%	Total Wrote	Achieved 30-100%	% Achieved 30-100%	Total Wrote	Achieved 30-100%	% Achieved 30-100%	Total Wrote	Achieved 30-100%	% Achieved 30-100%			
					CAPRICORN NORTH	BOTSHOLLA SECONDARY	2018	7041505	1	25	17	68				56	44	78.6	26	22	84.6	57	55	96.5							31	26	83.9	24	19	79.2	32
	BOTSIKANA SECONDARY	2019	7041403	2	2	1	50				8	1	12.5	9	3	33.3	22	19	86.4	12	7	58.3				14	1	7.1	17	9	52.9				4	1	25
	BOTSIKANA SECONDARY	2018	7041403	2	7	2	28.6				5	1	20	22	3	13.6	24	23	95.8	17	5	29.4				15	2	13.3	16	9	56.3	7	0	0	1	0	0
	CHECHEMA SECONDARY	2019	7041508	2				29	23	79.3							29	29	100	20	18	90				29	16	55.2	20	20	100	9	9	100	9	9	100
	CHECHEMA SECONDARY	2018	7041508	2	2	2	100	45	26	57.8							59	58	98.3	29	8	27.6				49	34	69.4	22	16	72.7	30	21	70	29	25	86.2
	CHIKA SENIOR SECONDARY	2019	7041509	2	10	10	100				70	53	75.7				70	70	100							60	35	58.3	49	40	81.6	21	9	42.9	13	11	84.6
	CHIKA SENIOR SECONDARY	2018	7041509	2	14	14	100				68	58	85.3				68	68	100							54	53	98.1	42	38	90.5	26	24	92.3	20	20	100
	DENDRON SECONDARY	2019	7042407	3	111	108	97.3				52	46	88.5	119	116	97.5	179	179	100							125	125	100				179	166	92.7	125	125	100
	DENDRON SECONDARY	2018	7042407	1	166	164	98.8				104	95	91.3	176	167	94.9	240	240	100							136	135	99.3				239	221	92.5	136	136	100
	DIKOLOI SECONDARY	2019	7043401	1	34	27	79.4				37	16	43.2	27	19	70.4	71	71	100							31	22	71	21	18	85.7	25	14	56	25	19	76
	DIKOLOI SECONDARY	2018	7043401	1	23	12	52.2				32	21	65.6	62	29	46.8	76	75	98.7							27	19	70.4	19	13	68.4	28	11	39.3	25	16	64
	DITHEBELE SECONDARY	2019	7043303	2	6	6	100				21	19	90.5	6	6	100	35	31	88.6	18	16	88.9				17	8	47.1	19	13	68.4	9	4	44.4			
	DITHEBELE SECONDARY	2018	7043303	2	4	2	50				20	7	35	4	1	25	55	34	61.8	7	5	71.4				31	12	38.7	10	5	50	9	6	66.7	13	6	46.2
	DR M J MADIBA SECONDARY	2019	7041406	3				21	19	90.5				11	5	45.5	31	31	100							18	16	88.9	16	11	68.8	10	7	70	9	7	77.8
	DR M J MADIBA SECONDARY	2018	7041406	2				22	19	86.4				4	4	100	24	24	100							22	18	81.8	4	2	50	18	6	33.3	17	9	52.9
	FEDILE HIGH	2019	7044201	2	3	3	100				49	29	59.2				62	61	98.4	19	19	100				35	24	68.6	16	13	81.3	12	4	33.3	8	6	75





Province Districts	Centre Name	Year	Centre No	Quintile	Accounting			Agricultural Sciences			Business Studies			Economics			English First Additional Language			Geography			History			Life Sciences			Mathematical Literacy			Mathematics			Physical Sciences		
					Total Wrote	Achieved 30-100%	% Achieved 30 and Above	Total Wrote	Achieved 30-100%	% Achieved 30 and Above	Total Wrote	Achieved 30-100%	% Achieved 30 and Above	Total Wrote	Achieved 30-100%	% Achieved 30 and Above	Total Wrote	Achieved 30-100%	% Achieved 30 and Above	Total Wrote	Achieved 30-100%	% Achieved 30-100%	Total Wrote	Achieved 30-100%	% Achieved 30-100%	Total Wrote	Achieved 30-100%	% Achieved 30-100%	Total Wrote	Achieved 30-100%	% Achieved 30-100%	Total Wrote	Achieved 30-100%	% Achieved 30-100%			
					KARABI SECONDARY	2018	7041506	1	19	11	57.9	33	26	78.8				24	15	62.5	57	53	93							33	28	84.8	26	15	57.7	31	15
KEDISHI SECONDARY	2019	7041501	2	4	2	50				10	6	60				11	11	100							10	7	70	3	3	100	7	5	71.4	7	5	71.4	
KEDISHI SECONDARY	2018	7041501	2	11	7	63.6							18	11	61.1	19	19	100							17	12	70.6	7	5	71.4	11	8	72.7	6	4	66.7	
KETUDI HIGH	2019	7043514	1				11	9	81.8							21	21	100	19	15	78.9				19	15	78.9				21	0	0	8	4	50	
KETUDI HIGH	2018	7043514	1				9	6	66.7							20	20	100	13	10	76.9				18	8	44.4				13	2	15.4	6	4	66.7	
KGABO SECONDARY	2019	7041207	3	24	14	58.3	18	17	94.4	24	18	75	24	18	75	50	50	100	26	26	100				26	21	80.8	34	27	79.4	16	4	25	8	5	62.5	
KGABO SECONDARY	2018	7041207	3	13	10	76.9	22	22	100	13	13	100	13	13	100	41	41	100	27	27	100				28	28	100	30	26	86.7	10	1	10	6	6	100	
KGAKOA (MOGAKOA) SECONDARY	2019	7041101	2	33	32	97	133	112	84.2	57	40	70.2	57	55	96.5	263	261	99.2	104	85	81.7				175	126	72	130	122	93.8	98	61	62.2	98	75	76.5	
KGAKOA (MOGAKOA) SECONDARY	2018	7041101	2	27	21	77.8	149	117	78.5	63	48	76.2	64	56	87.5	257	257	100	112	88	78.6				176	150	85.2	146	128	87.7	107	77	72	85	73	85.9	
KGALUSHI SECONDARY	2019	7043108	1				48	28	58.3	24	7	29.2	24	3	12.5	48	48	100	9	7	77.8				24	14	58.3	32	11	34.4	16	6	37.5	15	9	60	
KGALUSHI SECONDARY	2018	7043108	1	20	7	35	26	20	76.9	21	9	42.9	25	6	24	61	60	98.4	10	6	60				25	18	72	32	11	34.4	19	4	21.1	18	11	61.1	
KGARAHARA HIGH	2019	7044202	2													46	44	95.7	32	16	50	29	26	89.7	17	4	23.5	27	11	40.7	8	2	25	8	2	25	
KGARAHARA HIGH	2018	7044202	2													45	44	97.8	40	11	27.5	38	37	97.4	11	7	63.6	32	22	68.8	8	2	25	7	2	28.6	
KGOKE SECONDARY	2019	7042104	2				26	24	92.3							39	36	92.3	22	21	95.5				24	18	75	25	16	64	9	1	11.1	5	2	40	
KGOKE SECONDARY	2018	7042104	2				62	35	56.5							79	76	96.2	45	23	51.1				61	30	49.2	53	22	41.5	20	8	40	16	10	62.5	
KGOKONYANE SECONDARY	2019	7042502	1													24	24	100	24	21	87.5				24	19	79.2				19	10	52.6	19	14	73.7	
KGOKONYANE SECONDARY	2018	7042502	1													27	26	96.3	27	22	81.5				27	23	85.2				23	15	65.2	23	16	69.6	
KGOKWANA SECONDARY	2019	7043110	1				36	29	80.6							34	34	100	20	18	90				34	27	79.4	21	21	100	12	7	58.3	11	8	72.7	



Province Districts	Centre Name	Year	Centre No	Quintile	Accounting			Agricultural Sciences			Business Studies			Economics			English First Additional Language			Geography			History			Life Sciences			Mathematical Literacy			Mathematics			Physical Sciences		
					Total Wrote	Achieved 30-100%	% Achieved 30 and Above	Total Wrote	Achieved 30-100%	% Achieved 30 and Above	Total Wrote	Achieved 30-100%	% Achieved 30 and Above	Total Wrote	Achieved 30-100%	% Achieved 30 and Above	Total Wrote	Achieved 30-100%	% Achieved 30 and Above	Total Wrote	Achieved 30-100%	% Achieved 30-100%	Total Wrote	Achieved 30-100%	% Achieved 30-100%	Total Wrote	Achieved 30-100%	% Achieved 30-100%	Total Wrote	Achieved 30-100%	% Achieved 30-100%	Total Wrote	Achieved 30-100%	% Achieved 30-100%			
					CAPRICORN NORTH	LENARE SECONDARY	2019	7043503	1				5	5	100						8	8	100	6	5	83.3				5	3	60	7	6	85.7		
	LENARE SECONDARY	2018	7043503	1				12	5	41.7						12	12	100	12	4	33.3				12	4	33.3	12	7	58.3							
	LETHEBA SECONDARY	2019	7044203	2				33	17	51.5	4	3	75			69	61	88.4	58	41	70.7	13	7	53.8	51	20	39.2	36	23	63.9	20	11	55	13	6	46.2	
	LETHEBA SECONDARY	2018	7044203	2	6	1	16.7	23	12	52.2	6	4	66.7	6	4	66.7	60	58	96.7	43	35	81.4	9	9	100	39	31	79.5	24	17	70.8	20	13	65	16	12	75
	MABEA SENIOR SECONDARY	2019	7043103	2				26	20	76.9				12	10	83.3	78	75	96.2	13	12	92.3	30	21	70	32	31	96.9	19	14	73.7	20	18	90	22	20	90.9
	MABEA SENIOR SECONDARY	2018	7043103	2				26	23	88.5				3	3	100	38	37	97.4	7	6	85.7	9	9	100	31	30	96.8	15	13	86.7	23	16	69.6	24	22	91.7
	MABOTHA SECONDARY	2019	7043204	2	3	3	100				11	8	72.7	11	11	100	19	19	100	16	16	100				8	8	100	8	7	87.5	11	5	45.5	8	4	50
	MABOTHA SECONDARY	2018	7043204	2	7	5	71.4				18	12	66.7	20	11	55	33	33	100	20	17	85				11	10	90.9	13	9	69.2	16	9	56.3	9	7	77.8
	MADIKWENG SENIOR SECONDARY	2019	7042503	2												43	43	100	43	40	93				41	36	87.8				41	23	56.1	41	25	61	
	MADIKWENG SENIOR SECONDARY	2018	7042503	2												53	53	100	53	42	79.2				46	42	91.3				46	36	78.3	46	30	65.2	
	MAHADIKANA SECONDARY	2019	7043206	2	3	3	100	11	11	100	3	3	100	3	2	66.7	21	21	100							14	8	57.1	5	2	40	10	3	30	11	9	81.8
	MAHADIKANA SECONDARY	2018	7043206	2	7	0	0	13	11	84.6	10	2	20	7	4	57.1	24	24	100							13	8	61.5				19	3	15.8	13	8	61.5
	MAHLABELA SECONDARY	2019	7041304	2	14	7	50	30	11	36.7	19	10	52.6	12	8	66.7	81	79	97.5	50	35	70				40	25	62.5	34	18	52.9	34	14	41.2	23	14	60.9
	MAHLABELA SECONDARY	2018	7041304	2	18	11	61.1	23	19	82.6	18	13	72.2	16	11	68.8	64	64	100	43	39	90.7				44	36	81.8	19	16	84.2	44	21	47.7	21	15	71.4
	MAHLASE SENIOR SECONDARY	2019	7043402	1	11	11	100	27	26	96.3	40	27	67.5	40	27	67.5	72	72	100				32	32	100	25	23	92	47	34	72.3	17	8	47.1	23	16	69.6
	MAHLASE SENIOR SECONDARY	2018	7043402	1	10	5	50	26	21	80.8	47	27	57.4	52	28	53.8	109	104	95.4				70	70	100	22	21	95.5	44	33	75	22	9	40.9	21	18	85.7





Province Districts	Centre Name	Year	Centre No	Quintile	Accounting			Agricultural Sciences			Business Studies			Economics			English First Additional Language			Geography			History			Life Sciences			Mathematical Literacy			Mathematics			Physical Sciences		
					Total Wrote	Achieved 30-100%	% Achieved 30 and Above	Total Wrote	Achieved 30-100%	% Achieved 30 and Above	Total Wrote	Achieved 30-100%	% Achieved 30 and Above	Total Wrote	Achieved 30-100%	% Achieved 30 and Above	Total Wrote	Achieved 30-100%	% Achieved 30 and Above	Total Wrote	Achieved 30-100%	% Achieved 30-100%	Total Wrote	Achieved 30-100%	% Achieved 30-100%	Total Wrote	Achieved 30-100%	% Achieved 30-100%	Total Wrote	Achieved 30-100%	% Achieved 30-100%	Total Wrote	Achieved 30-100%	% Achieved 30-100%			
					MANOE SECONDARY	2018	7043404	1	13	4	30.8	26	23	88.5	41	36	87.8	17	13	76.5	71	70	98.6	22	14	63.6	26	26	100	26	22	84.6	35	22	62.9	24	10
MAOWANENG SECONDARY	2019	7042106	2	19	1	5.3				16	3	18.8	30	15	50	35	31	88.6							16	12	75	18	11	61.1	12	2	16.7	14	6	42.9	
MAOWANENG SECONDARY	2018	7042106	2	23	1	4.3				28	7	25	67	21	31.3	66	61	92.4							32	23	71.9	27	9	33.3	28	7	25	27	15	55.6	
MAPALE SENIOR SECONDARY	2019	7042203	2												18	18	100	18	15	83.3				18	9	50	18	17	94.4								
MAPALE SENIOR SECONDARY	2018	7042203	2												22	19	86.4	22	10	45.5				22	6	27.3	22	15	68.2								
MAPHUTHA SECONDARY	2019	7043304	2	14	4	28.6	18	11	61.1	14	7	50	18	5	27.8	57	56	98.2	34	23	67.6				34	17	50	19	12	63.2	29	6	20.7	21	9	42.9	
MAPHUTHA SECONDARY	2018	7043304	2	18	10	55.6	38	14	36.8	19	10	52.6	20	11	55	91	91	100	57	21	36.8				57	30	52.6	40	16	40	36	3	8.3	24	10	41.7	
MARUMOFASE COMMUNITY HIGH	2019	7043305	2	12	10	83.3	23	14	60.9	12	8	66.7	12	8	66.7	93	85	91.4	81	57	70.4	22	22	100	81	46	56.8	45	18	40	48	16	33.3	36	18	50	
MARUMOFASE COMMUNITY HIGH	2018	7043305	2	13	12	92.3	30	16	53.3	15	13	86.7	13	13	100	103	102	99	75	52	69.3	22	22	100	75	52	69.3	44	22	50	47	21	44.7	33	26	78.8	
MASEDI SECONDARY	2019	7044102	3							36	9	25	36	18	50	36	36	100	49	39	79.6				23	14	60.9	38	26	68.4	19	11	57.9	11	10	90.9	
MASEDI SECONDARY	2018	7044102	3										54	44	81.5	66	64	97	54	45	83.3				32	23	71.9	36	28	77.8	18	7	38.9				
MASEROLE SECONDARY	2019	7041204	2	11	11	100	77	59	76.6	6	4	66.7	6	3	50	135	132	97.8	61	57	93.4				86	65	75.6	36	31	86.1	84	50	59.5	83	55	66.3	
MASEROLE SECONDARY	2018	7041204	2	10	10	100	67	48	71.6	26	17	65.4	24	15	62.5	129	127	98.4	60	41	68.3				85	75	88.2	41	33	80.5	86	54	62.8	87	68	78.2	
MASHAHA SECONDARY	2019	7044103	2	10	4	40				11	8	72.7	13	8	61.5	36	36	100	21	14	66.7				21	10	47.6	8	8	100	22	7	31.8	20	9	45	
MASHAHA SECONDARY	2018	7044103	2	21	12	57.1				21	11	52.4	21	15	71.4	47	47	100	21	16	76.2				26	13	50	20	17	85	22	8	36.4	21	10	47.6	
MASHIANE HIGH	2019	7041305	2				23	11	47.8				14	3	21.4	27	27	100							23	15	65.2				23	3	13	13	5	38.5	



Province Districts	Centre Name	Year	Centre No	Quintile	Accounting			Agricultural Sciences			Business Studies			Economics			English First Additional Language			Geography			History			Life Sciences			Mathematical Literacy			Mathematics			Physical Sciences		
					Total Wrote	Achieved 30-100%	% Achieved 30 and Above	Total Wrote	Achieved 30-100%	% Achieved 30 and Above	Total Wrote	Achieved 30-100%	% Achieved 30 and Above	Total Wrote	Achieved 30-100%	% Achieved 30 and Above	Total Wrote	Achieved 30-100%	% Achieved 30 and Above	Total Wrote	Achieved 30-100%	% Achieved 30-100%	Total Wrote	Achieved 30-100%	% Achieved 30-100%	Total Wrote	Achieved 30-100%	% Achieved 30-100%	Total Wrote	Achieved 30-100%	% Achieved 30-100%	Total Wrote	Achieved 30-100%	% Achieved 30-100%			
					CAPRICORN NORTH	MASHIANE HIGH	2018	7041305	2	8	1	12.5	24	9	37.5				15	4	26.7	24	23	95.8							14	10	71.4				19
	MASOKA SECONDARY	2019	7043205	2							13	8	61.5	13	12	92.3	25	25	100	19	16	84.2				4	4	100	19	13	68.4	4	3	75	4	4	100
	MASOKA SECONDARY	2018	7043205	2							9	6	66.7	9	6	66.7	26	26	100	23	20	87				13	11	84.6	10	6	60	13	6	46.2	12	9	75
	MATHABATHA SECONDARY	2019	7041102	2	6	5	83.3	21	13	61.9	15	11	73.3	9	6	66.7	28	28	100							14	10	71.4	11	10	90.9	12	3	25	9	5	55.6
	MATHABATHA SECONDARY	2018	7041102	2	8	3	37.5	40	7	17.5	44	7	15.9	20	3	15	79	74	93.7							32	6	18.8	18	5	27.8	28	3	10.7	15	3	20
	MATHEW PHOSA SECONDARY SCHOOL	2019	7042509	2	7	6	85.7	44	42	95.5	8	7	87.5	9	8	88.9	53	53	100							42	38	90.5				47	37	78.7	40	33	82.5
	MATHEW PHOSA SECONDARY SCHOOL	2018	7042509	2	4	4	100	30	27	90	5	5	100	9	8	88.9	34	34	100							29	26	89.7				34	23	67.6	25	25	100
	MATHIPA MAKGATO SECONDARY	2019	7043201	1	8	2	25	47	31	66	9	8	88.9	13	8	61.5	68	66	97.1	8	6	75	6	3	50	37	29	78.4	10	9	90	37	9	24.3	31	17	54.8
	MATHIPA MAKGATO SECONDARY	2018	7043201	1	11	5	45.5	55	25	45.5	14	8	57.1	15	5	33.3	70	68	97.1	22	7	31.8	15	11	73.3	37	26	70.3	23	9	39.1	43	19	44.2	33	7	21.2
	MATSUOKWANE SECONDARY	2019	7043111	1				36	35	97.2							37	36	97.3	21	19	90.5				37	30	81.1	21	20	95.2	15	12	80	15	15	100
	MATSUOKWANE SECONDARY	2018	7043111	1				26	22	84.6							40	39	97.5	16	6	37.5				25	21	84	18	11	61.1	15	13	86.7	15	15	100
	MATSWAKE SECONDARY	2019	7043306	1	2	0	0	40	31	77.5	5	3	60	10	4	40	82	72	87.8	3	2	66.7				32	27	84.4	25	7	28	32	17	53.1	35	27	77.1
	MATSWAKE SECONDARY	2018	7043306	1	2	0	0	33	24	72.7	9	5	55.6	15	7	46.7	64	63	98.4	5	1	20				33	26	78.8	24	8	33.3	33	17	51.5	33	23	69.7
	MATUMA SECONDARY	2019	7042202	2	10	2	20				10	1	10	10	3	30	10	8	80							10	4	40									
	MATUMA SECONDARY	2018	7042202	2	12	2	16.7				11	4	36.4	16	5	31.3	15	14	93.3							11	1	9.1	1	0	0						
	MILENTE SECONDARY	2019	7041402	3							5	0	0	12	8	66.7	13	13	100							10	4	40	7	7	100	4	3	75	5	4	80

Province Districts	Centre Name	Year	Centre No	Quintile	Accounting			Agricultural Sciences			Business Studies			Economics			English First Additional Language			Geography			History			Life Sciences			Mathematical Literacy			Mathematics			Physical Sciences		
					Total Wrote	Achieved 30-100%	% Achieved 30 and Above	Total Wrote	Achieved 30-100%	% Achieved 30 and Above	Total Wrote	Achieved 30-100%	% Achieved 30 and Above	Total Wrote	Achieved 30-100%	% Achieved 30 and Above	Total Wrote	Achieved 30-100%	% Achieved 30 and Above	Total Wrote	Achieved 30-100%	% Achieved 30-100%	Total Wrote	Achieved 30-100%	% Achieved 30-100%	Total Wrote	Achieved 30-100%	% Achieved 30-100%	Total Wrote	Achieved 30-100%	% Achieved 30-100%	Total Wrote	Achieved 30-100%	% Achieved 30-100%			
					CAPRICORN NORTH	MILENTE SECONDARY	2018	7041402	3						16	5	31.3	19	15	78.9	23	19	82.6							20	9	45	19	15	78.9	1	1
	MMAKGABO SENIOR SECONDARY	2019	7041203	2	35	13	37.1	27	24	88.9	46	11	23.9	37	10	27	82	79	96.3						24	20	83.3	49	34	69.4	23	14	60.9	23	12	52.2	
	MMAKGABO SENIOR SECONDARY	2018	7041203	2	19	12	63.2	35	30	85.7	19	10	52.6	24	18	75	59	59	100						25	24	96	31	22	71	28	18	64.3	25	14	56	
	MMALOTLO SENIOR SECONDARY	2019	7042504	1				19	15	78.9							22	22	100	20	14	70			19	14	73.7				18	2	11.1	2	1	50	
	MMALOTLO SENIOR SECONDARY	2018	7042504	1				16	11	68.8							27	26	96.3	23	18	78.3			24	19	79.2				21	8	38.1	10	7	70	
	MMAMEHLABE SENIOR SECONDARY	2019	7042209	2				47	31	66							47	47	100	34	21	61.8			47	24	51.1	29	20	69	18	4	22.2	13	5	38.5	
	MMAMEHLABE SENIOR SECONDARY	2018	7042209	2				43	29	67.4							47	45	95.7	38	22	57.9			43	29	67.4	36	20	55.6	9	3	33.3	3	3	100	
	MMAMOLOPE SENIOR SECONDARY	2019	7042301	2	21	16	76.2	28	25	89.3	24	22	91.7	20	16	80	78	77	98.7	9	6	66.7			34	26	76.5	30	24	80	38	30	78.9	33	29	87.9	
	MMAMOLOPE SENIOR SECONDARY	2018	7042301	2	23	17	73.9	31	29	93.5	23	22	95.7	22	13	59.1	63	62	98.4	8	8	100			40	36	90	19	16	84.2	43	36	83.7	39	34	87.2	
	MMANKOGAEDUPE SECONDARY	2019	7042207	2				16	14	87.5							20	20	100	9	7	77.8			13	11	84.6	5	5	100	9	4	44.4	7	5	71.4	
	MMANKOGAEDUPE SECONDARY	2018	7042207	2				17	12	70.6							17	17	100	12	11	91.7			12	10	83.3				12	1	8.3				
	MMANTSHAKO SECONDARY	2019	7043107	1				4	3	75							22	18	81.8	12	4	33.3	18	8	44.4	16	4	25	12	5	41.7	4	3	75	4	3	75
	MMANTSHAKO SECONDARY	2018	7043107	1										31	18	58.1	41	35	85.4	12	6	50	20	15	75	18	12	66.7	12	3	25	17	10	58.8	18	7	38.9
	MMATSELA HIGH	2019	7043104	2	7	3	42.9	32	21	65.6				7	4	57.1	33	33	100						13	13	100	9	8	88.9	13	7	53.8	14	12	85.7	
	MMATSELA HIGH	2018	7043104	2	3	3	100	27	20	74.1				7	3	42.9	32	30	93.8						18	18	100	4	3	75	18	12	66.7	18	16	88.9	

Province Districts	Centre Name	Year	Centre No	Quintile	Accounting			Agricultural Sciences			Business Studies			Economics			English First Additional Language			Geography			History			Life Sciences			Mathematical Literacy			Mathematics			Physical Sciences		
					Total Wrote	Achieved 30-100%	% Achieved 30 and Above	Total Wrote	Achieved 30-100%	% Achieved 30 and Above	Total Wrote	Achieved 30-100%	% Achieved 30 and Above	Total Wrote	Achieved 30-100%	% Achieved 30 and Above	Total Wrote	Achieved 30-100%	% Achieved 30 and Above	Total Wrote	Achieved 30-100%	% Achieved 30-100%	Total Wrote	Achieved 30-100%	% Achieved 30-100%	Total Wrote	Achieved 30-100%	% Achieved 30-100%	Total Wrote	Achieved 30-100%	% Achieved 30-100%	Total Wrote	Achieved 30-100%	% Achieved 30-100%			
					CAPRICORN NORTH	MMATSHIPI SENIOR SECONDARY	2019	7041401	2	5	3	60	33	22	66.7						50	48	96	40	24	60				36	19	52.8	31	25	80.6	12	7
	MMATSHIPI SENIOR SECONDARY	2018	7041401	2	23	11	47.8	45	17	37.8				26	9	34.6	112	106	94.6	97	37	38.1				76	42	55.3	67	44	65.7	31	15	48.4	35	10	28.6
	MOCHEDI HIGH	2019	7041503	2				88	72	81.8						105	105	100	47	23	48.9				88	61	69.3	31	26	83.9	55	30	54.5	60	46	76.7	
	MOCHEDI HIGH	2018	7041503	2	8	4	50	83	60	72.3	8	6	75	8	5	62.5	91	90	98.9	23	6	26.1				83	66	79.5	23	7	30.4	68	24	35.3	60	28	46.7
	MODUMELA SECONDARY	2019	7042410	2										7	3	42.9	17	17	100	17	12	70.6				17	6	35.3	7	6	85.7	10	3	30	10	5	50
	MODUMELA SECONDARY	2018	7042410	2										11	6	54.5	26	25	96.2	24	8	33.3				20	9	45	12	4	33.3	9	2	22.2	10	6	60
	MODUMO SECONDARY	2019	7041507	2				34	7	20.6				1	0	0	36	32	88.9	29	14	48.3				31	5	16.1	26	9	34.6	7	2	28.6	3	1	33.3
	MODUMO SECONDARY	2018	7041507	2				35	12	34.3				8	1	12.5	48	37	77.1	40	3	7.5				28	10	35.7	25	9	36	11	2	18.2	8	2	25
	MOHLAKENG COMBINED SCHOOL	2019	7043512	1				16	14	87.5						17	17	100	7	3	42.9				16	16	100	11	10	90.9	5	4	80	10	8	80	
	MOHLAKENG COMBINED SCHOOL	2018	7043512	1				19	15	78.9						19	19	100	11	9	81.8				19	18	94.7	11	10	90.9	8	7	87.5	8	8	100	
	MOKOMENE HIGH	2019	7044104	3												47	47	100	25	22	88				22	22	100				28	13	46.4	33	24	72.7	
	MOKOMENE HIGH	2018	7044104	3												102	91	89.2	53	35	66				46	34	73.9				40	24	60	45	35	77.8	
	MOLOKO SENIOR SECONDARY	2019	7043504	1										4	2	50	21	21	100	20	9	45				9	4	44.4	5	5	100	5	4	80	4	2	50
	MOLOKO SENIOR SECONDARY	2018	7043504	1										8	4	50	17	17	100	13	4	30.8				12	3	25	11	3	27.3	4	3	75	5	3	60
	MONYONG SECONDARY	2019	7041208	3	13	7	53.8	20	16	80	13	12	92.3	13	9	69.2	57	57	100	33	32	97				33	30	90.9	31	25	80.6	23	13	56.5	13	12	92.3
	MONYONG SECONDARY	2018	7041208	3	16	13	81.3	33	27	81.8	16	11	68.8	17	11	64.7	93	92	98.9	60	50	83.3				62	58	93.5	36	31	86.1	43	22	51.2	32	25	78.1

Province Districts	Centre Name	Year	Centre No	Quintile	Accounting			Agricultural Sciences			Business Studies			Economics			English First Additional Language			Geography			History			Life Sciences			Mathematical Literacy			Mathematics			Physical Sciences		
					Total Wrote	Achieved 30-100%	% Achieved 30 and Above	Total Wrote	Achieved 30-100%	% Achieved 30 and Above	Total Wrote	Achieved 30-100%	% Achieved 30 and Above	Total Wrote	Achieved 30-100%	% Achieved 30 and Above	Total Wrote	Achieved 30-100%	% Achieved 30 and Above	Total Wrote	Achieved 30-100%	% Achieved 30-100%	Total Wrote	Achieved 30-100%	% Achieved 30-100%	Total Wrote	Achieved 30-100%	% Achieved 30-100%	Total Wrote	Achieved 30-100%	% Achieved 30-100%	Total Wrote	Achieved 30-100%	% Achieved 30-100%			
					CAPRICORN NORTH	MOREBENG HIGH SCHOOL	2019	7044106	1	31	13	41.9				51	31	60.8	45	28	62.2	94	94	100	21	19	90.5				29	15	51.7	38	35	92.1	15
	MOREBENG HIGH SCHOOL	2018	7044106	1	24	5	20.8				31	9	29	25	10	40	53	52	98.1	10	9	90				16	11	68.8	23	19	82.6	12	6	50	8	6	75
	MOSHIDI SECONDARY	2019	7041306	2	27	10	37	27	26	96.3							30	30	100							27	23	85.2	17	13	76.5	13	5	38.5			
	MOSHIDI SECONDARY	2018	7041306	2	26	12	46.2	25	22	88							27	27	100							25	20	80	19	14	73.7	9	4	44.4			
	MOSHOKOA SECONDARY	2019	7043109	1	6	5	83.3	35	30	85.7	6	4	66.7	6	6	100	53	53	100	23	19	82.6	7	7	100	39	36	92.3	27	22	81.5	21	8	38.1	18	18	100
	MOSHOKOA SECONDARY	2018	7043109	1	24	17	70.8	70	40	57.1	25	15	60	25	19	76	106	101	95.3	38	19	50	7	7	100	68	50	73.5	51	35	68.6	43	11	25.6	31	28	90.3
	MOSHUBABA SECONDARY	2019	7041104	2	27	22	81.5	41	24	58.5	75	55	73.3	51	29	56.9	129	127	98.4	70	47	67.1				75	53	70.7	86	59	68.6	33	16	48.5	12	11	91.7
	MOSHUBABA SECONDARY	2018	7041104	2	7	1	14.3	52	22	42.3	75	44	58.7	43	24	55.8	156	152	97.4	95	50	52.6				85	62	72.9	93	48	51.6	35	20	57.1	21	19	90.5
	MOSONYA SECONDARY	2019	7042307	2							15	13	86.7	11	7	63.6	20	20	100	5	5	100				20	16	80	5	5	100	15	7	46.7	9	8	88.9
	MOSONYA SECONDARY	2018	7042307	2							20	15	75	25	18	72	21	21	100							17	13	76.5	15	9	60	5	3	60			
	MOTLALAOHLE SECONDARY	2019	7044206	2	32	23	71.9	133	77	57.9	36	27	75	32	19	59.4	244	230	94.3	143	109	76.2				151	67	44.4	139	63	45.3	71	26	36.6	53	32	60.4
	MOTLALAOHLE SECONDARY	2018	7044206	2	24	15	62.5	169	103	60.9	24	16	66.7	25	23	92	223	221	99.1	163	100	61.3				179	108	60.3	136	83	61	68	36	52.9	50	38	76
	MOTLISHI SECONDARY	2019	7042205	2	14	5	35.7				14	9	64.3	14	6	42.9	55	55	100	41	33	80.5				41	27	65.9	14	7	50	41	7	17.1	41	27	65.9
	MOTLISHI SECONDARY	2018	7042205	2	23	11	47.8				17	10	58.8	17	11	64.7	57	56	98.2	33	24	72.7				40	29	72.5	10	4	40	46	12	26.1	39	26	66.7
	MPATAPATA SECONDARY	2019	7042505	2	16	16	100				26	24	92.3	25	12	48	26	26	100													26	7	26.9			
	MPATAPATA SECONDARY	2018	7042505	2	27	25	92.6				28	27	96.4	28	27	96.4	28	28	100												28	11	39.3				

Province Districts	Centre Name	Year	Centre No	Quintile	Accounting			Agricultural Sciences			Business Studies			Economics			English First Additional Language			Geography			History			Life Sciences			Mathematical Literacy			Mathematics			Physical Sciences		
					Total Wrote	Achieved 30-100%	% Achieved 30 and Above	Total Wrote	Achieved 30-100%	% Achieved 30 and Above	Total Wrote	Achieved 30-100%	% Achieved 30 and Above	Total Wrote	Achieved 30-100%	% Achieved 30 and Above	Total Wrote	Achieved 30-100%	% Achieved 30 and Above	Total Wrote	Achieved 30-100%	% Achieved 30-100%	Total Wrote	Achieved 30-100%	% Achieved 30-100%	Total Wrote	Achieved 30-100%	% Achieved 30-100%	Total Wrote	Achieved 30-100%	% Achieved 30-100%	Total Wrote	Achieved 30-100%	% Achieved 30-100%			
					CAPRICORN NORTH	MPHELA SECONDARY	2019	7043509	1	5	3	60	30	18	60				16	2	12.5	48	46	95.8							37	18	48.6	6	4	66.7	25
	MPHELA SECONDARY	2018	7043509	1	23	11	47.8	38	10	26.3				23	15	65.2	53	50	94.3	30	18	60				29	23	79.3	15	11	73.3	36	9	25	14	11	78.6
	MPHENGWA SECONDARY	2019	7043106	1	5	4	80	36	32	88.9	8	6	75	7	6	85.7	48	46	95.8	25	22	88				35	30	85.7	19	17	89.5	21	10	47.6	10	4	40
	MPHENGWA SECONDARY	2018	7043106	1	11	4	36.4	84	60	71.4	14	9	64.3	15	4	26.7	100	92	92	68	36	52.9				80	46	57.5	58	27	46.6	37	11	29.7	17	8	47.1
	MPHETHANTSHA HIGH	2019	7041205	2	12	4	33.3							32	14	43.8	60	58	96.7	56	40	71.4				47	18	38.3	27	14	51.9	30	13	43.3	24	16	66.7
	MPHETHANTSHA HIGH	2018	7041205	2	6	3	50							38	14	36.8	63	62	98.4	62	37	59.7				56	29	51.8	7	5	71.4	55	14	25.5	25	18	72
	MY DARLING SENIOR SECONDARY	2019	7043502	1	13	9	69.2	31	16	51.6	19	8	42.1	19	8	42.1	51	44	86.3							24	12	50	39	16	41	10	3	30	25	7	28
	MY DARLING SENIOR SECONDARY	2018	7043502	1	12	8	66.7	38	24	63.2	16	11	68.8	24	10	41.7	54	53	98.1	11	3	27.3				25	19	76	28	16	57.1	19	4	21.1	24	11	45.8
	NAKEDI SECONDARY	2019	7043202	1	5	0	0	17	10	58.8	5	3	60	6	1	16.7	27	27	100				11	9	81.8	17	7	41.2	11	7	63.6	11	3	27.3	10	6	60
	NAKEDI SECONDARY	2018	7043202	1	9	2	22.2	29	12	41.4	12	5	41.7	11	3	27.3	48	45	93.8				15	7	46.7	26	9	34.6	18	3	16.7	18	5	27.8	16	7	43.8
	NARE SENIOR SECONDARY	2019	7041107	2	33	32	97	42	36	85.7	32	29	90.6	32	31	96.9	107	107	100	33	25	75.8	19	16	84.2	66	46	69.7	79	70	88.6	21	17	81	37	14	37.8
	NARE SENIOR SECONDARY	2018	7041107	2	30	30	100	28	24	85.7	31	27	87.1	32	27	84.4	117	117	100	60	43	71.7	22	22	100	75	63	84	54	43	79.6	61	27	44.3	33	23	69.7
	NCHELELENG SENIOR SECONDARY	2019	7042211	2				30	7	23.3							30	29	96.7	16	2	12.5				30	7	23.3	13	3	23.1	17	3	17.6	14	3	21.4
	NCHELELENG SENIOR SECONDARY	2018	7042211	2				15	8	53.3							58	51	87.9	47	3	6.4				58	9	15.5	43	5	11.6	15	3	20	11	6	54.5
	NGAKANA SECONDARY	2019	7042107	2				12	10	83.3							31	30	96.8	31	26	83.9				31	23	74.2	12	10	83.3	19	10	52.6	19	17	89.5
	NGAKANA SECONDARY	2018	7042107	2				45	24	53.3							45	43	95.6	18	7	38.9				38	21	55.3	20	12	60	20	8	40	20	14	70
	NGWAKWANA SECONDARY	2019	7043207	2	5	3	60	14	13	92.9	5	3	60	6	3	50	22	21	95.5							11	11	100	4	3	75	14	3	21.4	11	5	45.5

Province Districts	Centre Name	Year	Centre No	Quintile	Accounting			Agricultural Sciences			Business Studies			Economics			English First Additional Language			Geography			History			Life Sciences			Mathematical Literacy			Mathematics			Physical Sciences		
					Total Wrote	Achieved 30-100%	% Achieved 30 and Above	Total Wrote	Achieved 30-100%	% Achieved 30 and Above	Total Wrote	Achieved 30-100%	% Achieved 30 and Above	Total Wrote	Achieved 30-100%	% Achieved 30 and Above	Total Wrote	Achieved 30-100%	% Achieved 30 and Above	Total Wrote	Achieved 30-100%	% Achieved 30-100%	Total Wrote	Achieved 30-100%	% Achieved 30-100%	Total Wrote	Achieved 30-100%	% Achieved 30-100%	Total Wrote	Achieved 30-100%	% Achieved 30-100%	Total Wrote	Achieved 30-100%	% Achieved 30-100%			
					CAPRICORN NORTH	NGWAKWANA SECONDARY	2018	7043207	2	2	2	100	4	3	75	2	1	50	2	2	100	19	18	94.7							3	3	100	15	2	13.3	3
	NGWANALLELA HIGH	2019	7042210	1	11	8	72.7							32	26	81.3	35	34	97.1							30	28	93.3	21	18	85.7	12	8	66.7	19	6	31.6
	NGWANALLELA HIGH	2018	7042210	1	12	8	66.7							17	17	100	34	34	100	32	22	68.8				20	16	80	21	19	90.5	11	2	18.2	17	9	52.9
	NKGOPOLENG BAKONE SECONDARY	2019	7042204	2	36	34	94.4	98	98	100	36	34	94.4	36	35	97.2	134	134	100	50	50	100				98	94	95.9	56	54	96.4	78	47	60.3	48	46	95.8
	NKGOPOLENG BAKONE SECONDARY	2018	7042204	2	32	29	90.6	83	83	100	32	32	100	32	31	96.9	115	115	100	44	38	86.4				83	83	100	59	54	91.5	56	40	71.4	39	38	97.4
	NTHABISENG SECONDARY	2019	7044105	3										5	2	40	14	14	100	11	9	81.8				11	7	63.6	4	4	100	8	7	87.5	8	6	75
	NTHABISENG SECONDARY	2018	7044105	3										25	13	52	41	41	100	35	27	77.1				38	27	71.1	24	17	70.8	12	8	66.7	11	9	81.8
	NTHEMA SENIOR SECONDARY	2019	7041307	2							9	1	11.1				25	24	96	22	13	59.1				19	7	36.8	11	6	54.5	11	2	18.2	10	3	30
	NTHEMA SENIOR SECONDARY	2018	7041307	2							6	3	50				19	19	100	19	11	57.9				19	6	31.6	6	4	66.7	13	4	30.8	13	3	23.1
	NTSOSE SECONDARY	2019	7043102	1				20	10	50							28	27	96.4	8	8	100				22	8	36.4	13	8	61.5	11	1	9.1	11	5	45.5
	NTSOSE SECONDARY	2018	7043102	1				28	18	64.3							33	33	100	8	7	87.5				28	19	67.9	9	9	100	16	3	18.8	16	13	81.3
	PHAGAMANG SENIOR SECONDARY	2019	7042506	2				44	44	100							90	90	100	63	50	79.4	47	46	97.9	91	69	75.8	56	48	85.7	34	22	64.7	28	28	100
	PHAGAMANG SENIOR SECONDARY	2018	7042506	2				37	33	89.2							65	65	100	44	37	84.1	28	28	100	65	55	84.6	35	26	74.3	30	19	63.3	21	21	100
	PHALA SECONDARY	2019	7042402	2	20	8	40	48	35	72.9	26	16	61.5	44	24	54.5	68	68	100							42	29	69	27	19	70.4	41	18	43.9	24	19	79.2
	PHALA SECONDARY	2018	7042402	2	25	10	40	63	38	60.3	42	21	50	53	29	54.7	93	91	97.8							35	34	97.1	46	30	65.2	35	25	71.4	25	25	100
	PHALATLOU SECONDARY	2019	7041206	2	15	15	100							8	7	87.5	18	18	100							14	13	92.9				14	8	57.1	10	10	100

Province Districts	Centre Name	Year	Centre No	Quintile	Accounting			Agricultural Sciences			Business Studies			Economics			English First Additional Language			Geography			History			Life Sciences			Mathematical Literacy			Mathematics			Physical Sciences		
					Total Wrote	Achieved 30-100%	% Achieved 30 and Above	Total Wrote	Achieved 30-100%	% Achieved 30 and Above	Total Wrote	Achieved 30-100%	% Achieved 30 and Above	Total Wrote	Achieved 30-100%	% Achieved 30 and Above	Total Wrote	Achieved 30-100%	% Achieved 30 and Above	Total Wrote	Achieved 30-100%	% Achieved 30-100%	Total Wrote	Achieved 30-100%	% Achieved 30-100%	Total Wrote	Achieved 30-100%	% Achieved 30-100%	Total Wrote	Achieved 30-100%	% Achieved 30-100%	Total Wrote	Achieved 30-100%	% Achieved 30-100%			
CAPRICORN NORTH	PHALATLOU SECONDARY	2018	7041206	2	14	14	100						9	4	44.4	16	15	93.8							15	13	86.7				13	6	46.2	8	4	50	
	PHOKELA SECONDARY	2019	7041308	2	10	6	60	15	4	26.7				14	4	28.6	16	16	100	3	1	33.3							7	2	28.6	6	0	0			
	PHOKELA SECONDARY	2018	7041308	2	12	3	25							13	1	7.7	13	13	100						1	0	0	4	3	75	9	0	0				
	PHUMATLA SECONDARY	2019	7043511	1	2	1	50							2	1	50	3	3	100						2	1	50				3	1	33.3				
	PHUMATLA SECONDARY	2018	7043511	1	16	10	62.5							14	9	64.3	16	16	100						14	12	85.7				14	6	42.9				
	PHUTI SEOPA SECONDARY	2019	7042108	2													28	22	78.6	16	13	81.3			16	12	75	17	6	35.3	9	1	11.1	5	4	80	
	PHUTI SEOPA SECONDARY	2018	7042108	2													33	31	93.9	28	11	39.3			31	21	67.7	16	10	62.5	10	2	20	3	1	33.3	
	RADIKGOBETHE SECONDARY	2019	7043408	1	16	9	56.3	27	27	100	17	12	70.6	15	2	13.3	67	66	98.5	12	11	91.7			27	26	96.3	23	19	82.6	20	16	80	17	17	100	
	RADIKGOBETHE SECONDARY	2018	7043408	1	72	33	45.8	71	35	49.3	77	25	32.5	79	20	25.3	185	150	81.1	18	10	55.6			51	40	78.4	89	24	27	33	22	66.7	32	20	62.5	
	RADIPITSI SECONDARY SCHOOL	2019	7041511	2	15	4	26.7				16	6	37.5	20	7	35	21	18	85.7									15	4	26.7	5	2	40				
	RADIPITSI SECONDARY SCHOOL	2018	7041511	2	24	6	25	2	0	0	26	8	30.8	27	13	48.1	32	28	87.5									20	6	30	11	3	27.3				
	RADIRA SECONDARY	2019	7043405	1	9	7	77.8	21	18	85.7	12	9	75	19	15	78.9	51	42	82.4						21	20	95.2	27	11	40.7	17	7	41.2	14	10	71.4	
	RADIRA SECONDARY	2018	7043405	1	12	5	41.7	27	21	77.8	25	15	60	32	18	56.3	68	66	97.1						36	32	88.9	32	18	56.3	19	12	63.2	19	17	89.5	
	RAKGARI HIGH SCHOOL	2019	7043515	1				11	5	45.5							18	18	100	16	7	43.8			14	7	50				13	1	7.7	3	1	33.3	
	RAKGARI HIGH SCHOOL	2018	7043515	1				11	4	36.4							17	17	100	17	7	41.2			17	7	41.2				17	1	5.9	6	0	0	



Province Districts	Centre Name	Year	Centre No	Quintile	Accounting			Agricultural Sciences			Business Studies			Economics			English First Additional Language			Geography			History			Life Sciences			Mathematical Literacy			Mathematics			Physical Sciences		
					Total Wrote	Achieved 30-100%	% Achieved 30 and Above	Total Wrote	Achieved 30-100%	% Achieved 30 and Above	Total Wrote	Achieved 30-100%	% Achieved 30 and Above	Total Wrote	Achieved 30-100%	% Achieved 30 and Above	Total Wrote	Achieved 30-100%	% Achieved 30 and Above	Total Wrote	Achieved 30-100%	% Achieved 30-100%	Total Wrote	Achieved 30-100%	% Achieved 30-100%	Total Wrote	Achieved 30-100%	% Achieved 30-100%	Total Wrote	Achieved 30-100%	% Achieved 30-100%	Total Wrote	Achieved 30-100%	% Achieved 30-100%			
					CAPRICORN NORTH	RALEKWALANA SECONDARY	2019	7043301	2	6	6	100				5	5	100	40	13	32.5	57	48	84.2	32	28	87.5	21	21	100	15	15	100	18	10	55.6	18
	RALEKWALANA SECONDARY	2018	7043301	2	22	17	77.3	33	9	27.3	24	9	37.5	25	20	80	88	87	98.9	57	41	71.9	39	37	94.9	26	25	96.2	32	17	53.1	47	11	23.4	26	15	57.7
	RAMATEMA SECONDARY	2019	7043310	2										18	5	27.8	37	36	97.3	19	18	94.7				19	14	73.7	14	13	92.9	7	5	71.4	11	8	72.7
	RAMATEMA SECONDARY	2018	7043310	2										22	11	50	45	41	91.1	29	23	79.3				26	19	73.1	20	17	85	10	7	70	11	9	81.8
	RAMOHLAKANA SECONDARY	2019	7043510	1				30	20	66.7							39	39	100	32	27	84.4				32	25	78.1	23	18	78.3	11	4	36.4	7	6	85.7
	RAMOHLAKANA SECONDARY	2018	7043510	1				21	15	71.4							29	29	100	28	22	78.6				28	25	89.3	20	20	100	8	7	87.5	8	6	75
	RAMOKGETHI SECONDARY	2019	7043409	1													8	8	100	10	5	50	11	11	100	9	0	0	9	4	44.4	2	0	0			
	RAMOKGETHI SECONDARY	2018	7043409	1													16	16	100	12	12	100	16	16	100	12	10	83.3	9	7	77.8	3	3	100			
	RAMOTSHABI SECONDARY	2019	7042507	2							25	3	12	34	5	14.7	40	38	95							9	4	44.4	29	5	17.2	11	2	18.2	9	6	66.7
	RAMOTSHABI SECONDARY	2018	7042507	2				28	9	32.1				18	2	11.1	28	26	92.9							10	9	90	18	4	22.2	10	7	70	10	9	90
	RAMPO HIGH	2019	7044207	2	9	7	77.8	17	10	58.8	9	8	88.9	9	7	77.8	37	36	97.3	24	20	83.3	11	4	36.4	15	12	80	26	21	80.8	8	6	75	6	6	100
	RAMPO HIGH	2018	7044207	2	10	2	20	32	9	28.1	13	6	46.2	11	7	63.6	64	62	96.9	37	19	51.4	16	10	62.5	25	16	64	34	26	76.5	14	7	50	10	7	70
	RAPETSWA SECONDARY	2019	7043507	1				11	8	72.7							17	17	100	15	11	73.3				11	8	72.7	7	7	100	6	1	16.7			
	RAPETSWA SECONDARY	2018	7043507	1				19	16	84.2							23	23	100	21	15	71.4				19	16	84.2	11	10	90.9	10	5	50			
	RAPHATLHA SECONDARY	2019	7043308	1				39	21	53.8							46	38	82.6	40	16	40				39	18	46.2	25	8	32	14	3	21.4	6	3	50

Province Districts	Centre Name	Year	Centre No	Quintile	Accounting			Agricultural Sciences			Business Studies			Economics			English First Additional Language			Geography			History			Life Sciences			Mathematical Literacy			Mathematics			Physical Sciences		
					Total Wrote	Achieved 30-100%	% Achieved 30 and Above	Total Wrote	Achieved 30-100%	% Achieved 30 and Above	Total Wrote	Achieved 30-100%	% Achieved 30 and Above	Total Wrote	Achieved 30-100%	% Achieved 30 and Above	Total Wrote	Achieved 30-100%	% Achieved 30 and Above	Total Wrote	Achieved 30-100%	% Achieved 30-100%	Total Wrote	Achieved 30-100%	% Achieved 30-100%	Total Wrote	Achieved 30-100%	% Achieved 30-100%	Total Wrote	Achieved 30-100%	% Achieved 30-100%	Total Wrote	Achieved 30-100%	% Achieved 30-100%			
					CAPRICORN NORTH	RAPHATLHA SECONDARY	2018	7043308	1				41	19	46.3					41	35	85.4	28	13	46.4				28	16	57.1	19	8	42.1	9	1	11.1
RASEKGALA SECONDARY	2019	7043412	1					14	5	35.7					32	29	90.6	19	16	84.2				22	7	31.8	16	8	50	7	4	57.1	9	5	55.6		
RASEKGALA SECONDARY	2018	7043412	1					26	3	11.5					48	45	93.8	24	7	29.2				23	11	47.8	12	4	33.3	8	5	62.5	9	9	100		
RASELETE SECONDARY	2019	7041309	2					24	17	70.8					24	24	100	20	13	65				24	13	54.2	20	12	60	4	2	50	4	4	100		
RASELETE SECONDARY	2018	7041309	2					22	20	90.9					22	22	100	18	15	83.3				22	15	68.2	18	16	88.9	4	3	75	4	4	100		
RASEMA SECONDARY	2019	7044208	2	10		7	70				12	8	66.7	16	9	56.3	68	55	80.9	22	15	68.2	22	8	36.4	19	13	68.4	25	14	56	12	1	8.3	13	8	61.5
RASEMA SECONDARY	2018	7044208	2	10		4	40				11	7	63.6	13	9	69.2	57	56	98.2	31	20	64.5	15	11	73.3	35	19	54.3	19	12	63.2	18	10	55.6	16	12	75
SCHOONGEZICHT HIGH	2019	7042508	2	8		8	100	39	25	64.1	15	10	66.7	11	5	45.5	50	50	100						32	23	71.9	17	7	41.2	27	13	48.1	29	22	75.9	
SCHOONGEZICHT HIGH	2018	7042508	2	12		4	33.3				29	10	34.5	48	21	43.8	56	52	92.9						34	24	70.6	25	14	56	20	15	75	19	12	63.2	
SEALE SECONDARY	2019	7044108	3	9		6	66.7				10	10	100	11	10	90.9	29	29	100	16	12	75				10	8	80	16	15	93.8	4	2	50	10	7	70
SEALE SECONDARY	2018	7044108	3	12		8	66.7				15	13	86.7	14	11	78.6	45	43	95.6	22	14	63.6				20	15	75	24	19	79.2	14	3	21.4	20	10	50
SEFOLOKO SECONDARY	2019	7044107	3	12		8	66.7				11	8	72.7	55	38	69.1	143	142	99.3	126	97	77				96	69	71.9	28	20	71.4	81	45	55.6	52	39	75
SEFOLOKO SECONDARY	2018	7044107	3	26		17	65.4				24	20	83.3	80	61	76.3	253	252	99.6	206	143	69.4				207	148	71.5	34	17	50	186	68	36.6	144	81	56.3
SEIKGONI SECONDARY	2019	7043508	1	9		3	33.3							26	22	84.6	33	32	97							25	16	64	21	13	61.9	9	1	11.1	18	1	5.6
SEIKGONI SECONDARY	2018	7043508	1	9		3	33.3							40	18	45	41	41	100							31	11	35.5	19	11	57.9	13	1	7.7	22	7	31.8
SEIPHI SECONDARY	2019	7043406	1	12		12	100										29	25	86.2	7	7	100	11	8	72.7	14	13	92.9	19	9	47.4	5	4	80	9	7	77.8
SEIPHI SECONDARY	2018	7043406	1	11		11	100										25	22	88	6	5	83.3	12	11	91.7	14	13	92.9	12	6	50	8	3	37.5	11	7	63.6
SEIPONE SECONDARY	2019	7041410	2	6		5	83.3				6	6	100	27	15	55.6	29	29	100	19	11	57.9				21	6	28.6	18	11	61.1	7	2	28.6			
SEIPONE SECONDARY	2018	7041410	2	4		4	100							20	13	65	30	27	90	20	6	30				26	7	26.9	15	9	60	5	2	40			
SEKATI SECONDARY	2019	7041310	2					13	12	92.3						8	6	75	13	13	100				13	10	76.9	8	8	100	5	3	60	5	3	60	

Province Districts	Centre Name	Year	Centre No	Quintile	Accounting			Agricultural Sciences			Business Studies			Economics			English First Additional Language			Geography			History			Life Sciences			Mathematical Literacy			Mathematics			Physical Sciences		
					Total Wrote	Achieved 30-100%	% Achieved 30 and Above	Total Wrote	Achieved 30-100%	% Achieved 30 and Above	Total Wrote	Achieved 30-100%	% Achieved 30 and Above	Total Wrote	Achieved 30-100%	% Achieved 30 and Above	Total Wrote	Achieved 30-100%	% Achieved 30 and Above	Total Wrote	Achieved 30-100%	% Achieved 30-100%	Total Wrote	Achieved 30-100%	% Achieved 30-100%	Total Wrote	Achieved 30-100%	% Achieved 30-100%	Total Wrote	Achieved 30-100%	% Achieved 30-100%	Total Wrote	Achieved 30-100%	% Achieved 30-100%			
					SEKATI SECONDARY	2018	7041310	2				8	8	100				5	3	60	9	9	100							8	7	87.5	4	4	100	4	4
SEKELEKA SENIOR SECONDARY	2019	7043410	2	19	9	47.4				21	14	66.7	37	21	56.8	50	47	94							19	15	78.9	30	16	53.3	17	4	23.5	18	4	22.2	
SEKELEKA SENIOR SECONDARY	2018	7043410	2	27	9	33.3				29	21	72.4	44	27	61.4	55	49	89.1							16	12	75	33	20	60.6	17	11	64.7	15	10	66.7	
SEKURUWE COMBINED	2019	7042411	2	2	2	100	41	37	90.2	13	13	100	24	22	91.7	45	45	100							31	25	80.6				42	16	38.1	18	15	83.3	
SEKURUWE COMBINED	2018	7042411	2	7	7	100	35	26	74.3	20	19	95	26	25	96.2	45	45	100							25	19	76	16	7	43.8	29	12	41.4	16	13	81.3	
SELAMODI SENIOR SECONDARY	2019	7042208	2				61	51	83.6							64	62	96.9	40	35	87.5				48	34	70.8	41	36	87.8	9	8	88.9	9	8	88.9	
SELAMODI SENIOR SECONDARY	2018	7042208	2				64	60	93.8							64	64	100	52	30	57.7				64	45	70.3	48	38	79.2	16	9	56.3	12	10	83.3	
SEMANENG SECONDARY	2019	7042109	2				30	18	60							31	29	93.5	31	21	67.7				25	17	68	19	12	63.2	8	1	12.5				
SEMANENG SECONDARY	2018	7042109	2				32	14	43.8							33	33	100	32	19	59.4				31	16	51.6	19	5	26.3	12	1	8.3				
SEO SECONDARY	2019	7042302	1	18	6	33.3							18	2	11.1	18	14	77.8	18	9	50																
SEO SECONDARY	2018	7042302	1	14	11	78.6							13	3	23.1	15	14	93.3	14	6	42.9							11	8	72.7	2	0	0				
SEOKENG SECONDARY	2019	7041311	2	12	9	75	27	13	48.1				22	6	27.3	53	52	98.1	27	17	63				19	17	89.5	24	18	75	9	6	66.7	6	6	100	
SEOKENG SECONDARY	2018	7041311	2	14	6	42.9							32	8	25	46	46	100	32	27	84.4				47	30	63.8	33	18	54.5	14	13	92.9	14	13	92.9	
SERIPA SECONDARY	2019	7042408	2							13	6	46.2	16	9	56.3	55	55	100	54	43	79.6				39	23	59	13	7	53.8	39	19	48.7	37	22	59.5	
SERIPA SECONDARY	2018	7042408	2							10	4	40	16	8	50	61	58	95.1	51	33	64.7				42	28	66.7	11	4	36.4	44	16	36.4	40	25	62.5	
SESHEGO HIGH	2019	7041201	3	4	4	100	22	19	86.4	13	3	23.1	12	4	33.3	118	117	99.2	25	23	92	13	10	76.9	36	31	86.1	23	10	43.5	43	36	83.7	37	34	91.9	
SESHEGO HIGH	2018	7041201	1	14	13	92.9	41	33	80.5	21	15	71.4	18	13	72.2	196	187	95.4	35	21	60	34	28	82.4	77	53	68.8	40	19	47.5	87	54	62.1	73	33	45.2	
SHAKOLENG SECONDARY	2019	7042409	2	18	12	66.7	27	17	63				27	14	51.9	62	55	88.7							54	23	42.6	12	11	91.7	51	13	25.5	36	17	47.2	

Province Districts	Centre Name	Year	Centre No	Quintile	Accounting			Agricultural Sciences			Business Studies			Economics			English First Additional Language			Geography			History			Life Sciences			Mathematical Literacy			Mathematics			Physical Sciences		
					Total Wrote	Achieved 30-100%	% Achieved 30 and Above	Total Wrote	Achieved 30-100%	% Achieved 30 and Above	Total Wrote	Achieved 30-100%	% Achieved 30 and Above	Total Wrote	Achieved 30-100%	% Achieved 30 and Above	Total Wrote	Achieved 30-100%	% Achieved 30 and Above	Total Wrote	Achieved 30-100%	% Achieved 30-100%	Total Wrote	Achieved 30-100%	% Achieved 30-100%	Total Wrote	Achieved 30-100%	% Achieved 30-100%	Total Wrote	Achieved 30-100%	% Achieved 30-100%	Total Wrote	Achieved 30-100%	% Achieved 30-100%			
					CAPRICORN NORTH	SHAKOLENG SECONDARY	2018	7042409	2	40	15	37.5	22	14	63.6				24	7	29.2	66	62	93.9							62	28	45.2	10	5	50	53
	ST BRENDAN'S CATHOLIC SECONDARY	2019	7044209	4	30	7	23.3				49	38	77.6	43	40	93	134	134	100	91	90	98.9				104	97	93.3	43	41	95.3	91	76	83.5	85	75	88.2
	ST BRENDAN'S CATHOLIC SECONDARY	2018	7044209	4	38	16	42.1				48	38	79.2	46	41	89.1	122	122	100	76	76	100				84	82	97.6	29	28	96.6	93	85	91.4	74	56	75.7
	TABUDI SECONDARY	2019	7044109	3	22	7	31.8	22	14	63.6							27	24	88.9	22	12	54.5							27	17	63						
	TABUDI SECONDARY	2018	7044109	3	41	7	17.1	43	18	41.9							49	48	98	42	19	45.2						31	20	64.5	15	5	33.3				
	TEMA SECONDARY	2019	7043311	2	13	9	69.2				13	7	53.8	41	11	26.8	80	80	100	43	35	81.4				38	31	81.6	48	37	77.1	16	8	50	15	14	93.3
	TEMA SECONDARY	2018	7043311	2	9	2	22.2				9	1	11.1	43	15	34.9	66	65	98.5	53	43	81.1				51	43	84.3	40	34	85	21	8	38.1	17	14	82.4
	THOKAMPE SECONDARY	2019	7043203	2	8	5	62.5	50	37	74	8	6	75	8	4	50	57	57	100	22	19	86.4				50	31	62	19	15	78.9	39	12	30.8	27	16	59.3
	THOKAMPE SECONDARY	2018	7043203	2	21	13	61.9	116	57	49.1	21	14	66.7	21	15	71.4	137	136	99.3	69	36	52.2				116	66	56.9	67	24	35.8	70	25	35.7	47	27	57.4
	TIDIMA HIGH	2019	7044210	2	15	12	80	80	33	41.3	31	6	19.4	25	11	44	160	146	91.3	65	42	64.6	48	20	41.7	55	39	70.9	103	56	54.4	20	12	60	16	12	75
	TIDIMA HIGH	2018	7044210	2	6	6	100	42	30	71.4	13	4	30.8	13	8	61.5	95	93	97.9	49	31	63.3	15	13	86.7	67	57	85.1	48	34	70.8	22	13	59.1	12	11	91.7
	TLAKALE MASHASHANE SECONDARY	2019	7041405	3	24	19	79.2				41	39	95.1	41	26	63.4	131	130	99.2	69	67	97.1				73	69	94.5	77	68	88.3	38	29	76.3	73	43	58.9
	TLAKALE MASHASHANE SECONDARY	2018	7041405	3	34	26	76.5				57	29	50.9	48	27	56.3	131	128	97.7	55	50	90.9				70	65	92.9	57	39	68.4	62	45	72.6	70	50	71.4
	TLOU SECONDARY	2019	7042110	2				26	13	50							34	33	97.1	34	18	52.9				34	13	38.2	19	11	57.9	15	5	33.3	8	4	50
	TLOU SECONDARY	2018	7042110	2				26	6	23.1							37	33	89.2	33	15	45.5				33	13	39.4	18	4	22.2	15	6	40	11	2	18.2
	TLOU-MATOME SECONDARY	2019	7043505	1				40	20	50							46	41	89.1	30	18	60	19	12	63.2	21	14	66.7	25	14	56	14	4	28.6	14	8	57.1

Province Districts	Centre Name	Year	Centre No	Quintile	Accounting			Agricultural Sciences			Business Studies			Economics			English First Additional Language			Geography			History			Life Sciences			Mathematical Literacy			Mathematics			Physical Sciences		
					Total Wrote	Achieved 30-100%	% Achieved 30 and Above	Total Wrote	Achieved 30-100%	% Achieved 30 and Above	Total Wrote	Achieved 30-100%	% Achieved 30 and Above	Total Wrote	Achieved 30-100%	% Achieved 30 and Above	Total Wrote	Achieved 30-100%	% Achieved 30 and Above	Total Wrote	Achieved 30-100%	% Achieved 30-100%	Total Wrote	Achieved 30-100%	% Achieved 30-100%	Total Wrote	Achieved 30-100%	% Achieved 30-100%	Total Wrote	Achieved 30-100%	% Achieved 30-100%	Total Wrote	Achieved 30-100%	% Achieved 30-100%			
					CAPRICORN NORTH	TLOU-MATOME SECONDARY	2018	7043505	1				46	20	43.5							49	43	87.8	21	7	33.3				42	21	50	21	7	33.3	18
TSHENYANE JUNIOR SECONDARY	2019	7043411	1														24	23	95.8	25	14	56	21	19	90.5	16	5	31.3	18	14	77.8						
TSHENYANE JUNIOR SECONDARY	2018	7043411	1														40	39	97.5	27	13	48.1	34	32	94.1	28	15	53.6	32	25	78.1						
TSHUKUTSWE HIGH	2019	7042212	2	4		3	75	35	24	68.6				16	9	56.3	40	37	92.5	29	18	62.1				18	12	66.7	27	15	55.6	8	5	62.5	4	4	100
TSHUKUTSWE HIGH	2018	7042212	2	7		5	71.4	54	30	55.6				31	11	35.5	54	49	90.7	45	17	37.8				23	17	73.9	43	20	46.5	11	7	63.6	2	2	100
TUMAKGOLE SENIOR	2019	7043506	1	8		6	75							25	11	44	32	32	100							18	10	55.6	18	14	77.8	7	6	85.7	10	8	80
TUMAKGOLE SENIOR	2018	7043506	1	9		6	66.7				10	7	70	9	5	55.6	25	24	96	13	11	84.6				14	12	85.7	14	14	100	7	7	100	12	6	50
V P MANTHATA SENIOR SECONDARY	2019	7042406	2	5		2	40	69	57	82.6	16	8	50	13	7	53.8	91	90	98.9	41	26	63.4				68	42	61.8	42	29	69	35	13	37.1	33	23	69.7
V P MANTHATA SENIOR SECONDARY	2018	7042406	2	9		8	88.9	92	61	66.3	29	14	48.3	24	14	58.3	130	120	92.3	44	16	36.4				80	53	66.3	51	31	60.8	46	16	34.8	43	34	79.1
CAPRICORN SOUTH	BAPHUTHENG SECONDARY	2019	7033402	3	16	8	50	53	18	34	67	15	22.4	67	22	32.8	70	66	94.3							54	26	48.1	16	5	31.3						
	BAPHUTHENG SECONDARY	2018	7033402	3	16	14	87.5	56	18	32.1	74	23	31.1	66	40	60.6	79	77	97.5							57	39	68.4	10	10	100						
	BJATLADI HIGH	2019	7033310	2	14	9	64.3	28	23	82.1	21	6	28.6	18	11	61.1	72	71	98.6	4	4	100				26	23	88.5	23	19	82.6	25	9	36	24	16	66.7
	BJATLADI HIGH	2018	7033310	2	20	3	15	28	24	85.7	35	11	31.4	35	9	25.7	84	82	97.6	22	8	36.4	18	13	72.2	32	30	93.8	50	20	40	35	16	45.7	31	19	61.3
	BOIKHUTSONG SENIOR SECONDARY	2019	7032102	1				31	21	67.7							38	37	97.4	22	13	59.1				27	22	81.5	20	14	70	12	6	50	10	10	100
	BOIKHUTSONG SENIOR SECONDARY	2018	7032102	1				31	19	61.3							33	33	100	20	9	45				24	22	91.7	17	12	70.6	9	9	100	7	7	100
BOKAMOSO SENIOR SECONDARY	2019	7034113	3	29	22	75.9				29	25	86.2	29	26	89.7	92	92	100	62	60	96.8				40	37	92.5	28	28	100	62	37	59.7	61	43	70.5	

Province Districts	Centre Name	Year	Centre No	Quintile	Accounting			Agricultural Sciences			Business Studies			Economics			English First Additional Language			Geography			History			Life Sciences			Mathematical Literacy			Mathematics			Physical Sciences		
					Total Wrote	Achieved 30-100%	% Achieved 30 and Above	Total Wrote	Achieved 30-100%	% Achieved 30 and Above	Total Wrote	Achieved 30-100%	% Achieved 30 and Above	Total Wrote	Achieved 30-100%	% Achieved 30 and Above	Total Wrote	Achieved 30-100%	% Achieved 30 and Above	Total Wrote	Achieved 30-100%	% Achieved 30-100%	Total Wrote	Achieved 30-100%	% Achieved 30-100%	Total Wrote	Achieved 30-100%	% Achieved 30-100%	Total Wrote	Achieved 30-100%	% Achieved 30-100%	Total Wrote	Achieved 30-100%	% Achieved 30-100%			
					CAPRICORN SOUTH																																
BOKAMOSO SENIOR SECONDARY	2018	7034113	3	29	22	75.9				32	29	90.6	30	30	100	114	114	100	74	67	90.5				47	39	83	15	15	100	88	47	53.4	68	45	66.2	
BOSHEGO HIGH	2019	7033412	3				49	36	73.5							85	84	98.8	73	61	83.6				70	40	57.1	41	27	65.9	34	8	23.5	27	19	70.4	
BOSHEGO HIGH	2018	7033412	3				30	21	70							50	50	100	46	33	71.7				47	34	72.3	27	14	51.9	23	6	26.1	16	8	50	
CAPRICORN HIGH	2019	7034104	5	56	52	92.9				131	100	76.3	117	100	85.5	63	63	100	85	85	100	58	56	96.6	109	93	85.3	88	88	100	167	105	62.9	90	75	83.3	
CAPRICORN HIGH	2018	7034104	3	49	47	95.9				92	72	78.3	81	74	91.4	53	53	100	82	81	98.8	48	48	100	100	95	95	65	64	98.5	141	108	76.6	90	79	87.8	
CHAKGA JUNIOR SECONDARY	2019	7033112	2				30	19	63.3							41	38	92.7	28	23	82.1				26	22	84.6	32	19	59.4	8	4	50	4	4	100	
CHAKGA JUNIOR SECONDARY	2018	7033112	2				14	4	28.6							22	19	86.4	17	10	58.8				21	9	42.9	7	2	28.6	9	2	22.2	7	3	42.9	
CHITA KEKANA SENIOR SECONDARY	2019	7031302	2	22	11	50	87	38	43.7	18	15	83.3	18	15	83.3	124	118	95.2	60	39	65				85	54	63.5	49	27	55.1	56	18	32.1	35	21	60	
CHITA KEKANA SENIOR SECONDARY	2018	7031302	2	22	10	45.5	42	31	73.8	22	18	81.8	22	17	77.3	70	69	98.6	25	19	76				48	42	87.5	11	11	100	59	28	47.5	29	21	72.4	
CHUEUE KGOLO SECONDARY	2019	7032305	2	5	3	60	47	29	61.7	5	4	80	5	4	80	81	79	97.5	65	50	76.9				61	38	62.3	30	24	80	37	9	24.3	24	15	62.5	
CHUEUE KGOLO SECONDARY	2018	7032305	2	7	5	71.4	42	23	54.8	8	6	75	10	6	60	83	81	97.6	61	32	52.5				61	39	63.9	28	20	71.4	41	11	26.8	29	13	44.8	
DEREK KOBE SENIOR SECONDARY	2019	7032201	3	18	15	83.3	120	94	78.3	28	25	89.3	26	19	73.1	264	261	98.9	100	90	90				193	135	69.9				207	104	50.2	159	133	83.6	
DEREK KOBE SENIOR SECONDARY	2018	7032201	2	25	21	84	134	83	61.9	28	24	85.7	29	24	82.8	403	394	97.8	164	112	68.3				278	202	72.7				292	120	41.1	224	150	67	
DIKOBÉ MOLABA SECONDARY	2019	7032403	2	6	3	50				17	2	11.8	29	3	10.3	85	65	76.5	6	4	66.7				37	12	32.4	27	10	37	26	2	7.7	20	7	35	
DIKOBÉ MOLABA SECONDARY	2018	7032403	2	7	3	42.9				28	5	17.9	63	7	11.1	80	66	82.5							53	6	11.3	40	10	25	41	0	0	18	1	5.6	
DINAO SECONDARY	2019	7032301	2	9	8	88.9	31	17	54.8	10	8	80	10	8	80	75	74	98.7	64	45	70.3				49	31	63.3	28	16	57.1	31	12	38.7	20	14	70	





Province Districts	Centre Name	Year	Centre No	Quintile	Accounting			Agricultural Sciences			Business Studies			Economics			English First Additional Language			Geography			History			Life Sciences			Mathematical Literacy			Mathematics			Physical Sciences		
					Total Wrote	Achieved 30-100%	% Achieved 30 and Above	Total Wrote	Achieved 30-100%	% Achieved 30 and Above	Total Wrote	Achieved 30-100%	% Achieved 30 and Above	Total Wrote	Achieved 30-100%	% Achieved 30 and Above	Total Wrote	Achieved 30-100%	% Achieved 30 and Above	Total Wrote	Achieved 30-100%	% Achieved 30 and Above	Total Wrote	Achieved 30-100%	% Achieved 30-100%	Total Wrote	Achieved 30-100%	% Achieved 30-100%	Total Wrote	Achieved 30-100%	% Achieved 30-100%	Total Wrote	Achieved 30-100%	% Achieved 30-100%			
					CAPRICORN SOUTH	GEORGE MORAGULA SECONDARY	2018	7034301	3									25	15	60	32	32	100	31	23	74.2				31	27	87.1	22	18	81.8	8	4
	GERSON NTJIE SECONDARY	2019	7033506	2	25	21	84	47	39	83	23	19	82.6	25	19	76	90	90	100	49	46	93.9	6	6	100	59	56	94.9	31	30	96.8	50	21	42	27	23	85.2
	GERSON NTJIE SECONDARY	2018	7033506	2	31	13	41.9	63	36	57.1	32	18	56.3	29	21	72.4	134	131	97.8	47	34	72.3	24	24	100	85	62	72.9	71	54	76.1	29	19	65.5	31	22	71
	HAPPY DAY COMBINED SCHOOL	2019	7034193	9	1	1	100				6	6	100	8	7	87.5				11	8	72.7				6	3	50	6	6	100	6	2	33.3	4	3	75
	HAPPY DAY PRIMARY	2018	7034193	99	3	3	100				6	6	100	6	5	83.3				7	6	85.7				3	2	66.7	4	4	100	5	2	40	3	2	66.7
	HOER LANDBOUSKOOL KUSCHKE	2019	7034108	5				78	55	70.5							78	78	100							35	31	88.6	42	34	81	37	22	59.5	16	15	93.8
	HOER LANDBOUSKOOL KUSCHKE	2018	7034108	3				61	42	68.9							61	60	98.4							50	39	78	32	29	90.6	29	19	65.5	19	19	100
	HOERSKOOL NOORDERLAND	2019	7034102	5	47	45	95.7				49	42	85.7	30	29	96.7	100	100	100	70	70	100				84	79	94	55	55	100	99	96	97	72	70	97.2
	HOERSKOOL NOORDERLAND	2018	7034102	5	55	55	100				55	52	94.5	48	48	100	123	123	100	84	83	98.8				108	102	94.4	60	59	98.3	130	118	90.8	97	91	93.8
	HOERSKOOL PIETERSBURG	2019	7034101	5	82	78	95.1				129	99	76.7	75	73	97.3	206	206	100	33	33	100	18	18	100	79	77	97.5	102	101	99	104	98	94.2	53	53	100
	HOERSKOOL PIETERSBURG	2018	7034101	5	90	90	100				127	110	86.6	81	74	91.4	251	251	100	56	56	100	31	31	100	89	88	98.9	151	149	98.7	99	98	99	53	53	100
	HWITI HIGH	2019	7033301	3	8	5	62.5				11	7	63.6	10	5	50	101	94	93.1	67	52	77.6	41	28	68.3	52	33	63.5	28	25	89.3	31	16	51.6	27	17	63
	HWITI HIGH	2018	7033301	2	21	10	47.6				18	13	72.2	24	12	50	139	124	89.2	84	59	70.2	70	46	65.7	82	55	67.1	49	32	65.3	54	25	46.3	34	16	47.1
	J K TABANE SECONDARY	2019	7032401	1	6	4	66.7	20	13	65				23	8	34.8	67	61	91	38	18	47.4				32	17	53.1	41	30	73.2	13	6	46.2	5	5	100
	J K TABANE SECONDARY	2018	7032401	1	6	2	33.3	33	20	60.6				16	7	43.8	94	86	91.5	31	15	48.4				57	31	54.4	35	16	45.7	31	15	48.4	21	15	71.4



Province Districts	Centre Name	Year	Centre No	Quintile	Accounting			Agricultural Sciences			Business Studies			Economics			English First Additional Language			Geography			History			Life Sciences			Mathematical Literacy			Mathematics			Physical Sciences		
					Total Wrote	Achieved 30-100%	% Achieved 30 and Above	Total Wrote	Achieved 30-100%	% Achieved 30 and Above	Total Wrote	Achieved 30-100%	% Achieved 30 and Above	Total Wrote	Achieved 30-100%	% Achieved 30 and Above	Total Wrote	Achieved 30-100%	% Achieved 30 and Above	Total Wrote	Achieved 30-100%	% Achieved 30-100%	Total Wrote	Achieved 30-100%	% Achieved 30-100%	Total Wrote	Achieved 30-100%	% Achieved 30-100%	Total Wrote	Achieved 30-100%	% Achieved 30-100%	Total Wrote	Achieved 30-100%	% Achieved 30-100%			
					CAPRICORN SOUTH	KGWADIAMOLEKE SECONDARY	2019	7032307	2				23	10	43.5						23	18	78.3							23	10	43.5	23	12	52.2		
KGWADIAMOLEKE SECONDARY	2018	7032307	2					29	14	48.3						29	23	79.3	30	12	40				28	10	35.7	28	13	46.4							
KGWARATLOU HIGH	2019	7032408	1	15		13	86.7	12	10	83.3	16	14	87.5	25	20	80	56	56	100	27	26	96.3				24	17	70.8	17	17	100	31	13	41.9	24	18	75
KGWARATLOU HIGH	2018	7032408	1	15		8	53.3	21	15	71.4	16	9	56.3	27	13	48.1	66	64	97	24	17	70.8				28	21	75	20	14	70	38	14	36.8	29	15	51.7
KHAISO HIGH	2019	7034201	3	27		22	81.5				38	34	89.5	57	52	91.2	138	137	99.3	97	95	97.9	34	34	100	34	34	100	100	82	82	30	20	66.7	19	15	78.9
KHAISO HIGH	2018	7034201	3	31		20	64.5				34	33	97.1	74	47	63.5	132	131	99.2	84	73	86.9	41	41	100	34	30	88.2	68	50	73.5	36	25	69.4	25	19	76
KLAAS MOTHAPO SECONDARY	2019	7033304	3	4		3	75	13	13	100	5	5	100	38	19	50	59	59	100	35	30	85.7	39	38	97.4	13	8	61.5	37	33	89.2	14	5	35.7	14	8	57.1
KLAAS MOTHAPO SECONDARY	2018	7033304	3	7		2	28.6	12	12	100	7	7	100	24	16	66.7	36	36	100	17	12	70.6	17	16	94.1	12	12	100	21	17	81	15	9	60	12	10	83.3
KOPANO SECONDARY	2019	7032205	3	41		24	58.5	36	10	27.8	47	23	48.9	43	19	44.2	137	133	97.1	88	54	61.4	36	26	72.2	52	32	61.5	40	16	40	86	25	29.1	49	18	36.7
KOPANO SECONDARY	2018	7032205	3	44		28	63.6	31	7	22.6	45	32	71.1	43	24	55.8	135	133	98.5	80	53	66.3	35	32	91.4	51	40	78.4	64	30	46.9	64	39	60.9	48	36	75
LEBOWAKGOMO SENIOR SECONDARY	2019	7032207	2	3		1	33.3				5	2	40	13	5	38.5	30	29	96.7	25	12	48				11	9	81.8	13	8	61.5	10	4	40	10	7	70
LEBOWAKGOMO SENIOR SECONDARY	2018	7032207	2	5		4	80				6	3	50	17	10	58.8	46	44	95.7	28	15	53.6				19	11	57.9	20	12	60	13	9	69.2	13	9	69.2
LEHLAGA SECONDARY	2019	7032303	1					75	47	62.7	17	7	41.2				74	73	98.6	28	22	78.6				57	40	70.2	23	13	56.5	51	17	33.3	47	39	83
LEHLAGA SECONDARY	2018	7032303	1	9		6	66.7	115	57	49.6	57	18	31.6	9	5	55.6	124	123	99.2	52	11	21.2				66	38	57.6	56	24	42.9	68	18	26.5	62	51	82.3
LEKOTA SENIOR SECONDARY	2019	7033408	3	6		5	83.3	31	28	90.3	9	8	88.9	18	12	66.7	46	46	100							23	22	95.7	23	20	87	19	18	94.7	18	18	100
LEKOTA SENIOR SECONDARY	2018	7033408	3	25		10	40	41	34	82.9	31	17	54.8	43	31	72.1	66	65	98.5							36	32	88.9	51	45	88.2	16	10	62.5	24	15	62.5
LERULENG SECONDARY	2019	7033403	3	9		6	66.7	30	22	73.3				7	4	57.1	44	44	100	30	27	90				30	20	66.7	22	16	72.7	21	13	61.9	11	10	90.9

Province Districts	Centre Name	Year	Centre No	Quintile	Accounting			Agricultural Sciences			Business Studies			Economics			English First Additional Language			Geography			History			Life Sciences			Mathematical Literacy			Mathematics			Physical Sciences		
					Total Wrote	Achieved 30-100%	% Achieved 30 and Above	Total Wrote	Achieved 30-100%	% Achieved 30 and Above	Total Wrote	Achieved 30-100%	% Achieved 30 and Above	Total Wrote	Achieved 30-100%	% Achieved 30 and Above	Total Wrote	Achieved 30-100%	% Achieved 30 and Above	Total Wrote	Achieved 30-100%	% Achieved 30-100%	Total Wrote	Achieved 30-100%	% Achieved 30-100%	Total Wrote	Achieved 30-100%	% Achieved 30-100%	Total Wrote	Achieved 30-100%	% Achieved 30-100%	Total Wrote	Achieved 30-100%	% Achieved 30-100%			
					CAPRICORN SOUTH	LERULENG SECONDARY	2018	7033403	3	15	7	46.7	54	33	61.1				15	5	33.3	65	65	100	48	31	64.6				48	26	54.2	43	25	58.1	22
	LESHIKISHIKI HIGH	2019	7032103	2	14	11	78.6	32	20	62.5							51	50	98	28	16	57.1				40	33	82.5	19	17	89.5	19	9	47.4	19	12	63.2
	LESHIKISHIKI HIGH	2018	7032103	2	1	1	100	28	25	89.3							41	38	92.7	16	14	87.5				38	25	65.8	13	10	76.9	16	8	50	15	9	60
	LUTHULI PARK SCHOOL	2019	7034111	3				26	18	69.2							34	34	100	10	10	100	15	15	100	18	17	94.4	8	7	87.5	15	5	33.3	15	8	53.3
	LUTHULI PARK SCHOOL	2018	7034111	3				51	35	68.6							55	55	100	17	14	82.4	21	21	100	33	29	87.9	16	14	87.5	32	14	43.8	32	22	68.8
	M E MAKGATO SECONDARY	2019	7034202	3	19	8	42.1				19	8	42.1	25	8	32	109	108	99.1	83	57	68.7				74	48	64.9				91	27	29.7	71	27	38
	M E MAKGATO SECONDARY	2018	7034202	3	17	10	58.8				17	13	76.5	17	17	100	112	111	99.1	92	67	72.8				89	72	80.9				103	32	31.1	86	44	51.2
	M P MAMABOLO SECONDARY	2019	7033311	2				36	19	52.8							45	42	93.3	28	12	42.9				36	18	50	20	10	50	16	6	37.5	17	6	35.3
	M P MAMABOLO SECONDARY	2018	7033311	2				34	18	52.9							34	32	94.1	21	9	42.9				34	21	61.8	21	9	42.9	13	4	30.8	13	7	53.8
	MACHAKA ROBERT MAMABOLO SECONDARY	2019	7033206	2	16	5	31.3	22	15	68.2	15	7	46.7	28	7	25	50	50	100							17	12	70.6	26	18	69.2	8	5	62.5	21	9	42.9
	MACHAKA ROBERT MAMABOLO SECONDARY	2018	7033206	2	25	9	36	34	18	52.9	25	9	36	25	11	44	62	58	93.5							27	18	66.7	35	16	45.7	20	2	10	27	10	37
	MACK SEMEKA SENIOR SECONDARY	2019	7031304	2	12	9	75				5	4	80	5	3	60	48	48	100	36	33	91.7	24	24	100	43	24	55.8	27	23	85.2	21	14	66.7	19	19	100
	MACK SEMEKA SENIOR SECONDARY	2018	7031304	2	8	8	100				15	8	53.3	8	7	87.5	80	80	100	40	40	100	33	33	100	40	34	85	13	13	100	35	19	54.3	32	27	84.4
	MADIBO SECONDARY	2019	7031206	1	16	13	81.3	40	19	47.5	8	6	75				44	44	100	26	14	53.8				29	11	37.9	21	15	71.4	17	12	70.6	12	11	91.7
	MADIBO SECONDARY	2018	7031206	1	8	6	75	43	23	53.5	9	6	66.7	9	6	66.7	48	46	95.8	26	10	38.5				46	23	50	31	22	71	18	11	61.1	12	7	58.3



Province Districts	Centre Name	Year	Centre No	Quintile	Accounting			Agricultural Sciences			Business Studies			Economics			English First Additional Language			Geography			History			Life Sciences			Mathematical Literacy			Mathematics			Physical Sciences		
					Total Wrote	Achieved 30-100%	% Achieved 30 and Above	Total Wrote	Achieved 30-100%	% Achieved 30 and Above	Total Wrote	Achieved 30-100%	% Achieved 30 and Above	Total Wrote	Achieved 30-100%	% Achieved 30 and Above	Total Wrote	Achieved 30-100%	% Achieved 30 and Above	Total Wrote	Achieved 30-100%	% Achieved 30-100%	Total Wrote	Achieved 30-100%	% Achieved 30-100%	Total Wrote	Achieved 30-100%	% Achieved 30-100%	Total Wrote	Achieved 30-100%	% Achieved 30-100%	Total Wrote	Achieved 30-100%	% Achieved 30-100%			
					MAISHA HIGH	2018	7033103	2	7	5	71.4				7	7	100	8	6	75	8	8	100									8	8	100			
MAKGOBAKETSE SECONDARY	2019	7033507	3				21	15	71.4							30	30	100	22	13	59.1					17	15	88.2				15	2	13.3			
MAKGOBAKETSE SECONDARY	2018	7033507	3				31	21	67.7							32	32	100	22	8	36.4					32	25	78.1	14	7	50	18	6	33.3	11	5	45.5
MAKGOFE HIGH	2019	7034206	3	14	5	35.7	71	62	87.3	14	10	71.4	14	10	71.4	128	128	100	104	89	85.6					89	63	70.8	89	84	94.4	26	24	92.3	25	22	88
MAKGOFE HIGH	2018	7034206	3	17	8	47.1	78	61	78.2	18	9	50	19	13	68.4	152	152	100	116	94	81					109	90	82.6	104	87	83.7	29	27	93.1	28	20	71.4
MAKGOKA HIGH	2019	7033309	3	30	22	73.3				32	20	62.5	28	22	78.6	209	207	99	171	150	87.7	58	53	91.4	157	123	78.3				184	89	48.4	102	85	83.3	
MAKGOKA HIGH	2018	7033309	3	66	43	65.2				60	39	65	53	40	75.5	361	360	99.7	276	165	59.8	89	82	92.1	245	181	73.9				296	120	40.5	163	120	73.6	
MAKGONGOANA HIGH	2019	7033307	3	11	10	90.9				13	11	84.6	11	11	100	68	68	100	54	54	100	23	23	100	42	38	90.5	32	29	90.6	20	9	45	26	18	69.2	
MAKGONGOANA HIGH	2018	7033307	2	9	4	44.4				8	8	100	9	5	55.6	76	73	96.1	61	45	73.8	37	36	97.3	59	42	71.2	36	24	66.7	31	14	45.2	28	24	85.7	
MAKGWADING SECONDARY	2019	7031101	1	11	6	54.5	45	18	40	11	7	63.6	22	4	18.2	55	54	98.2								31	16	51.6	31	18	58.1	11	1	9.1	20	7	35
MAKGWADING SECONDARY	2018	7031101	1	13	6	46.2	32	20	62.5	12	8	66.7	24	14	58.3	46	45	97.8								31	23	74.2	25	14	56	17	4	23.5	18	11	61.1
MAKOME SECONDARY	2019	7033210	2	5	0	0							25	19	76	40	36	90	35	29	82.9					20	17	85	15	14	93.3	6	2	33.3			
MAKOME SECONDARY	2018	7033210	2										19	14	73.7	33	30	90.9	17	8	47.1					22	9	40.9	16	10	62.5	6	1	16.7			
MALATSWA HIGH	2019	7033511	2	4	3	75	38	16	42.1	5	2	40	6	4	66.7	49	49	100	5	5	100					14	13	92.9	15	13	86.7	7	1	14.3	9	6	66.7
MALATSWA HIGH	2018	7033511	2	9	4	44.4	35	25	71.4	10	2	20	10	5	50	46	45	97.8	3	3	100					32	24	75	15	9	60	27	3	11.1	29	6	20.7
MAMABUDUSHA HIGH	2019	7033305	3	18	15	83.3	46	29	63	26	16	61.5	25	20	80	180	171	95	72	37	51.4	86	55	64	35	28	80	74	39	52.7	37	19	51.4	35	22	62.9	
MAMABUDUSHA HIGH	2018	7033305	2	19	11	57.9	20	17	85	21	13	61.9	26	17	65.4	84	84	100	23	15	65.2	27	25	92.6	24	21	87.5	40	27	67.5	27	19	70.4	20	17	85	
MAMAGOGO HIGH	2019	7031110	1	10	10	100	42	19	45.2							54	52	96.3	8	6	75					28	18	64.3	4	4	100	24	15	62.5	25	13	52
MAMAGOGO HIGH	2018	7031110	1	10	10	100	32	26	81.3							43	43	100	19	18	94.7					35	33	94.3	8	8	100	28	15	53.6	16	12	75

Province Districts	Centre Name	Year	Centre No	Quintile	Accounting			Agricultural Sciences			Business Studies			Economics			English First Additional Language			Geography			History			Life Sciences			Mathematical Literacy			Mathematics			Physical Sciences		
					Total Wrote	Achieved 30-100%	% Achieved 30 and Above	Total Wrote	Achieved 30-100%	% Achieved 30 and Above	Total Wrote	Achieved 30-100%	% Achieved 30 and Above	Total Wrote	Achieved 30-100%	% Achieved 30 and Above	Total Wrote	Achieved 30-100%	% Achieved 30 and Above	Total Wrote	Achieved 30-100%	% Achieved 30-100%	Total Wrote	Achieved 30-100%	% Achieved 30-100%	Total Wrote	Achieved 30-100%	% Achieved 30-100%	Total Wrote	Achieved 30-100%	% Achieved 30-100%	Total Wrote	Achieved 30-100%	% Achieved 30-100%			
					CAPRICORN SOUTH	MAMODIKELENG SECONDARY	2019	7033109	2											36	35	97.2	47	24	51.1	34	14	41.2	39	14	35.9	29	18	62.1	9	0	0
MAMODIKELENG SECONDARY	2018	7033109	2					27	10	37						27	25	92.6	14	6	42.9	14	10	71.4	13	11	84.6	14	4	28.6	13	1	7.7	13	6	46.2	
MAMPHOKU SECONDARY	2019	7033407	3					42	30	71.4						54	53	98.1	51	44	86.3				47	30	63.8	41	34	82.9	10	8	80	8	8	100	
MAMPHOKU SECONDARY	2018	7033407	3					35	28	80						45	45	100	43	34	79.1				42	34	81	30	30	100	14	5	35.7	10	8	80	
MAMPOTJANE SECONDARY	2019	7031105	1	8		6	75	56	34	60.7				8	6	75	68	66	97.1	39	25	64.1				54	22	40.7	32	25	78.1	30	6	20	27	14	51.9
MAMPOTJANE SECONDARY	2018	7031105	1	10		9	90	20	15	75				10	8	80	45	45	100	45	40	88.9				34	28	82.4	27	19	70.4	17	3	17.6	14	13	92.9
MANKHOLE SECONDARY	2019	7031102	1	13		12	92.3	19	18	94.7				13	11	84.6	32	32	100	20	18	90				19	17	89.5	14	12	85.7	18	5	27.8	12	9	75
MANKHOLE SECONDARY	2018	7031102	1	26		12	46.2	40	30	75	1	0	0	27	14	51.9	72	72	100	36	17	47.2				35	33	94.3	21	16	76.2	40	10	25	26	24	92.3
MANKOENG HIGH	2019	7033204	2								7	4	57.1	13	9	69.2	30	30	100	30	25	83.3				22	20	90.9	13	12	92.3	16	6	37.5	15	13	86.7
MANKOENG HIGH	2018	7033204	2								8	5	62.5	15	10	66.7	37	37	100	25	17	68				22	19	86.4	20	18	90	15	10	66.7	14	6	42.9
MANOSHI SENIOR SECONDARY	2019	7033102	2								24	17	70.8	5	3	60	45	44	97.8	45	38	84.4				37	36	97.3	33	27	81.8	14	3	21.4	24	18	75
MANOSHI SENIOR SECONDARY	2018	7033102	2								23	21	91.3	11	10	90.9	34	34	100	40	20	50				24	21	87.5	30	22	73.3	6	3	50	15	11	73.3
MAPELOANA SECONDARY	2019	7033501	3	6		5	83.3	43	32	74.4	13	9	69.2	8	7	87.5	61	61	100	32	29	90.6				32	23	71.9	32	26	81.3	8	5	62.5	6	5	83.3
MAPELOANA SECONDARY	2018	7033501	1	6		5	83.3	73	61	83.6	6	6	100	6	6	100	79	78	98.7	57	39	68.4				67	51	76.1	54	42	77.8	17	7	41.2	14	11	78.6
MAROBA SECONDARY	2019	7031309	2	8		7	87.5	16	14	87.5	8	7	87.5	8	7	87.5	31	31	100	23	23	100				23	9	39.1	16	13	81.3	15	5	33.3	7	4	57.1



Province Districts	Centre Name	Year	Centre No	Quintile	Accounting			Agricultural Sciences			Business Studies			Economics			English First Additional Language			Geography			History			Life Sciences			Mathematical Literacy			Mathematics			Physical Sciences		
					Total Wrote	Achieved 30-100%	% Achieved 30 and Above	Total Wrote	Achieved 30-100%	% Achieved 30 and Above	Total Wrote	Achieved 30-100%	% Achieved 30 and Above	Total Wrote	Achieved 30-100%	% Achieved 30 and Above	Total Wrote	Achieved 30-100%	% Achieved 30 and Above	Total Wrote	Achieved 30-100%	% Achieved 30-100%	Total Wrote	Achieved 30-100%	% Achieved 30-100%	Total Wrote	Achieved 30-100%	% Achieved 30-100%	Total Wrote	Achieved 30-100%	% Achieved 30-100%	Total Wrote	Achieved 30-100%	% Achieved 30-100%			
					CAPRICORN SOUTH	MAROBA SECONDARY	2018	7031309	2	12	8	66.7	15	11	73.3	12	11	91.7	15	9	60	50	50	100	27	24	88.9				27	19	70.4	16	14	87.5	26
	MAROBATHOTHA HIGH	2019	7033308	3	31	28	90.3	48	43	89.6	31	23	74.2	58	30	51.7	209	206	98.6	120	104	86.7	29	23	79.3	138	107	77.5	41	30	73.2	147	87	59.2	144	94	65.3
	MAROBATHOTHA HIGH	2018	7033308	2	32	24	75	96	80	83.3	29	23	79.3	75	40	53.3	275	272	98.9	151	107	70.9	47	42	89.4	198	160	80.8	48	24	50	220	124	56.4	196	150	76.5
	MASEALAMA SECONDARY	2019	7033208	2				17	4	23.5							30	29	96.7	24	14	58.3				19	6	31.6	9	2	22.2	9	4	44.4	8	4	50
	MASEALAMA SECONDARY	2018	7033208	2				22	4	18.2							34	27	79.4	27	10	37				25	10	40	15	2	13.3	10	5	50	6	5	83.3
	MASEDIBU SECONDARY	2019	7034114	3	11	2	18.2				33	20	60.6	31	18	58.1	79	79	100	45	44	97.8	29	29	100	31	23	74.2	58	43	74.1	18	7	38.9	16	13	81.3
	MASEDIBU SECONDARY	2018	7034114	3	11	5	45.5				28	19	67.9	27	18	66.7	73	73	100	42	29	69	31	21	67.7	15	8	53.3	42	26	61.9	15	4	26.7	14	7	50
	MASHIANYANE HIGH	2019	7032502	1	19	6	31.6				18	9	50	33	12	36.4	54	53	98.1	31	18	58.1				30	19	63.3	17	7	41.2	35	9	25.7	14	11	78.6
	MASHIANYANE HIGH	2018	7032502	1	14	6	42.9				19	9	47.4	31	7	22.6	44	35	79.5	25	12	48				24	12	50	14	4	28.6	31	9	29	11	7	63.6
	MASOBE SECONDARY	2019	7033508	3													33	33	100	25	25	100	22	22	100	29	13	44.8	24	21	87.5	5	3	60	3	3	100
	MASOBE SECONDARY	2018	7033508	3													21	19	90.5	14	9	64.3	9	9	100	12	7	58.3	17	14	82.4				5	4	80
	MATHOMOMAYO SENIOR SECONDARY	2019	7032206	3							12	9	75	19	12	63.2	36	36	100	28	24	85.7				14	13	92.9	14	13	92.9	12	6	50	9	9	100
	MATHOMOMAYO SENIOR SECONDARY	2018	7032206	2							9	7	77.8	39	27	69.2	47	47	100	26	20	76.9				17	12	70.6	29	24	82.8	8	5	62.5			
	MATHUKANA SECONDARY	2019	7033203	2				19	19	100	13	11	84.6	9	5	55.6	24	24	100							11	8	72.7	12	6	50	11	3	27.3	6	6	100
	MATHUKANA SECONDARY	2018	7033203	2				40	21	52.5	28	15	53.6	19	11	57.9	44	44	100							15	11	73.3	18	12	66.7	11	3	27.3			
	MATIME SECONDARY	2019	7032407	2				27	9	33.3							35	26	74.3	30	16	53.3				15	6	40	6	4	66.7	8	1	12.5	7	3	42.9
	MATIME SECONDARY	2018	7032407	2				10	4	40							18	18	100	17	7	41.2				15	7	46.7	5	3	60	11	3	27.3	8	3	37.5

Province Districts	Centre Name	Year	Centre No	Quintile	Accounting			Agricultural Sciences			Business Studies			Economics			English First Additional Language			Geography			History			Life Sciences			Mathematical Literacy			Mathematics			Physical Sciences		
					Total Wrote	Achieved 30-100%	% Achieved 30 and Above	Total Wrote	Achieved 30-100%	% Achieved 30 and Above	Total Wrote	Achieved 30-100%	% Achieved 30 and Above	Total Wrote	Achieved 30-100%	% Achieved 30 and Above	Total Wrote	Achieved 30-100%	% Achieved 30 and Above	Total Wrote	Achieved 30-100%	% Achieved 30-100%	Total Wrote	Achieved 30-100%	% Achieved 30-100%	Total Wrote	Achieved 30-100%	% Achieved 30-100%	Total Wrote	Achieved 30-100%	% Achieved 30-100%	Total Wrote	Achieved 30-100%	% Achieved 30-100%			
					CAPRICORN SOUTH	MATLADI PROJECT HIGH	2019	7031308	2	17	15	88.2	24	23	95.8	20	20	100	17	15	88.2	78	78	100	32	30	93.8				37	36	97.3	28	27	96.4	27
	MATLADI PROJECT HIGH	2018	7031308	2	38	14	36.8	61	24	39.3	39	36	92.3	39	15	38.5	150	150	100	67	44	65.7				66	46	69.7	64	37	57.8	66	15	22.7	18	16	88.9
	MATSIMELA HIGH	2019	7032501	1	10	3	30				10	7	70	22	6	27.3	47	47	100	40	33	82.5				42	34	81	23	15	65.2	27	18	66.7	27	26	96.3
	MATSIMELA HIGH	2018	7032501	1	19	6	31.6				18	12	66.7	54	9	16.7	98	94	95.9	80	30	37.5				80	47	58.8	49	22	44.9	49	19	38.8	45	26	57.8
	MILLENNIUM COLLEGE	2019	7034110	3	30	20	66.7				49	32	65.3	30	20	66.7	134	134	100	65	58	89.2				44	32	72.7	55	47	85.5	37	27	73	28	18	64.3
	MILLENNIUM COLLEGE	2018	7034110	3	20	10	50				26	15	57.7	21	12	57.1	71	71	100	45	37	82.2				31	24	77.4	28	22	78.6	38	27	71.1	34	26	76.5
	MMABOLEPU SECONDARY	2019	7031301	2				13	13	100							64	64	100	59	56	94.9				46	41	89.1	14	14	100	24	14	58.3	25	21	84
	MMABOLEPU SECONDARY	2018	7031301	2	13	2	15.4	40	26	65	14	9	64.3	15	7	46.7	86	86	100	44	34	77.3				49	40	81.6	29	19	65.5	33	14	42.4	29	23	79.3
	MMADITHAKADU SECONDARY	2019	7031211	1				14	3	21.4							4	4	100	14	5	35.7				14	2	14.3	4	2	50						
	MMADITHAKADU SECONDARY	2018	7031211	1				16	10	62.5							15	15	100	18	9	50				19	8	42.1	19	10	52.6						
	MMAMARAMA SECONDARY	2019	7034310	3										34	16	47.1	53	53	100	44	40	90.9				41	27	65.9	41	39	95.1	8	2	25	8	5	62.5
	MMAMARAMA SECONDARY	2018	7034310	3										35	19	54.3	54	54	100	53	42	79.2				52	49	94.2	37	35	94.6	16	6	37.5	16	11	68.8
	MMANARE SECONDARY	2019	7034311	3	9	7	77.8	33	21	63.6	7	3	42.9	9	4	44.4	64	63	98.4	52	37	71.2				51	32	62.7	49	41	83.7	16	9	56.3	23	17	73.9
	MMANARE SECONDARY	2018	7034311	2	12	5	41.7	40	15	37.5	12	8	66.7	20	8	40	103	97	94.2	45	26	57.8				52	34	65.4	42	27	64.3	29	12	41.4	22	16	72.7
	MMAPADI SEN SECONDARY	2019	7033105	2										22	15	68.2	38	38	100	36	28	77.8				30	17	56.7	19	16	84.2	11	3	27.3	10	5	50



Province Districts	Centre Name	Year	Centre No	Quintile	Accounting			Agricultural Sciences			Business Studies			Economics			English First Additional Language			Geography			History			Life Sciences			Mathematical Literacy			Mathematics			Physical Sciences					
					Total Wrote	Achieved 30-100%	% Achieved 30 and Above	Total Wrote	Achieved 30-100%	% Achieved 30 and Above	Total Wrote	Achieved 30-100%	% Achieved 30 and Above	Total Wrote	Achieved 30-100%	% Achieved 30 and Above	Total Wrote	Achieved 30-100%	% Achieved 30 and Above	Total Wrote	Achieved 30-100%	% Achieved 30-100%	Total Wrote	Achieved 30-100%	% Achieved 30-100%	Total Wrote	Achieved 30-100%	% Achieved 30-100%	Total Wrote	Achieved 30-100%	% Achieved 30-100%	Total Wrote	Achieved 30-100%	% Achieved 30-100%						
					CAPRICORN SOUTH	MOREMOTSE SENIOR SECONDARY	2019	7031106	1				13	10	76.9										13	13	100	13	10	76.9				13	3	23.1	13	10	76.9	
MOREMOTSE SENIOR SECONDARY	2018	7031106	1					20	5	25							26	26	100	26	12	46.2				20	4	20	20	10	50									
MOROPA SECONDARY	2019	7031203	2					20	15	75							40	40	100	34	20	58.8				31	19	61.3	19	14	73.7	14	2	14.3	10	7	70			
MOROPA SECONDARY	2018	7031203	2					32	25	78.1							42	41	97.6	40	24	60				39	35	89.7	25	23	92	14	6	42.9	10	10	100			
MORULENG SECONDARY	2019	7034115	3								35	22	62.9				77	77	100	44	27	61.4				7	5	71.4	35	18	51.4	7	2	28.6	10	4	40			
MORULENG SECONDARY	2018	7034115	3								49	24	49				82	82	100	66	38	57.6				19	14	73.7	48	24	50	18	9	50	19	12	63.2			
MORUTWA SECONDARY	2019	7033410	3					20	14	70							36	36	100	37	29	78.4				32	20	62.5	11	10	90.9	24	10	41.7	15	8	53.3			
MORUTWA SECONDARY	2018	7033410	3											15	8	53.3	30	30	100	26	20	76.9				27	18	66.7	14	8	57.1	16	7	43.8	16	6	37.5			
MOSEPEDI SECONDARY	2019	7032203	3					69	66	95.7							73	72	98.6	33	33	100				69	60	87	27	20	74.1	42	19	45.2	34	27	79.4			
MOSEPEDI SECONDARY	2018	7032203	2					68	62	91.2							75	75	100	35	21	60				69	63	91.3	30	27	90	37	26	70.3	34	24	70.6			
MOTHIMAKO SECONDARY	2019	7033504	3	3		3	100	43	35	81.4	4	3	75	12	3	25	77	77	100	38	34	89.5				51	31	60.8	24	22	91.7	18	6	33.3	13	7	53.8			
MOTHIMAKO SECONDARY	2018	7033504	1	6		6	100	44	30	68.2	7	7	100	6	6	100	60	60	100	25	17	68				43	30	69.8	21	15	71.4	33	17	51.5	23	21	91.3			
MOTSE MARIA SECONDARY	2019	7034303	4	26		26	100				7	7	100	7	6	85.7	105	105	100	79	76	96.2				98	87	88.8				95	79	83.2	88	81	92			
MOTSE MARIA SECONDARY	2018	7034303	4	28		24	85.7				22	17	77.3	22	20	90.9	123	123	100	90	80	88.9				100	90	90				117	72	61.5	99	56	56.6			
MOUNTAINVIEW SENIOR SECONDARY	2019	7033302	3	52		33	63.5	145	133	91.7	55	22	40	44	31	70.5	191	191	100	40	28	70				103	72	69.9	128	94	73.4	58	30	51.7	105	47	44.8			



Province Districts	Centre Name	Year	Centre No	Quintile	Accounting			Agricultural Sciences			Business Studies			Economics			English First Additional Language			Geography			History			Life Sciences			Mathematical Literacy			Mathematics			Physical Sciences		
					Total Wrote	Achieved 30-100%	% Achieved 30 and Above	Total Wrote	Achieved 30-100%	% Achieved 30 and Above	Total Wrote	Achieved 30-100%	% Achieved 30 and Above	Total Wrote	Achieved 30-100%	% Achieved 30 and Above	Total Wrote	Achieved 30-100%	% Achieved 30 and Above	Total Wrote	Achieved 30-100%	% Achieved 30-100%	Total Wrote	Achieved 30-100%	% Achieved 30-100%	Total Wrote	Achieved 30-100%	% Achieved 30-100%	Total Wrote	Achieved 30-100%	% Achieved 30-100%	Total Wrote	Achieved 30-100%	% Achieved 30-100%			
					CAPRICORN SOUTH	NGWAMOREI SECONDARY	2019	7032504	1	21	7	33.3						19	6	31.6	24	24	100												14	1	7.1
	NGWAMOREI SECONDARY	2018	7032504	1	33	8	24.2						22	9	40.9	31	29	93.5											24	5	20.8						
	NGWANA MOHUBE SECONDARY	2019	7032402	3	9	7	77.8	73	38	52.1	8	7	87.5	17	13	76.5	110	108	98.2					60	50	83.3	18	14	77.8	61	23	37.7	32	23	71.9		
	NGWANA MOHUBE SECONDARY	2018	7032402	3	16	6	37.5	36	24	66.7	14	7	50	14	10	71.4	100	100	100					50	38	76	16	7	43.8	64	28	43.8	35	24	68.6		
	NGWANAB AHLALERWA SECONDARY	2019	7031311	2				20	20	100						23	21	91.3	23	22	95.7				21	21	100	13	13	100	8	7	87.5				
	NGWANAB AHLALERWA SECONDARY	2018	7031311	2				20	19	95						25	24	96	23	16	69.6				19	19	100	11	10	90.9	9	6	66.7				
	NGWANALAKA SECONDARY	2019	7033502	3	14	9	64.3	21	16	76.2	17	10	58.8	21	14	66.7	46	43	93.5	16	11	68.8				15	8	53.3	23	18	78.3	6	3	50			
	NGWANALAKA SECONDARY	2018	7033502	3	5	4	80	23	12	52.2	7	5	71.4	6	5	83.3	38	37	97.4	21	13	61.9				24	15	62.5	24	16	66.7	4	2	50			
	NGWANASEALA SECONDARY	2019	7033111	2				34	32	94.1						41	40	97.6	34	33	97.1				33	23	69.7	32	27	84.4	6	6	100	5	5	100	
	NGWANASEALA SECONDARY	2018	7033111	2				34	25	73.5						34	34	100	32	18	56.3				31	25	80.6	27	22	81.5	7	6	85.7	4	4	100	
	NGWANASEHLAKWANA SECONDARY	2019	7034308	3												29	28	96.6	29	26	89.7				27	19	70.4				27	6	22.2	27	19	70.4	
	NGWANASEHLAKWANA SECONDARY	2018	7034308	3												31	31	100	29	20	69				31	26	83.9				29	7	24.1	29	18	62.1	
	NKOSHILO HIGH	2019	7033202	2	13	13	100	47	35	74.5	15	13	86.7	21	13	61.9	108	108	100	39	30	76.9				51	34	66.7	31	17	54.8	45	27	60	33	26	78.8
	NKOSHILO HIGH	2018	7033202	2	18	13	72.2	78	53	67.9	23	19	82.6	23	18	78.3	121	121	100	37	23	62.2				79	65	82.3	37	24	64.9	66	39	59.1	54	36	66.7
	NOKOTLOU SECONDARY	2019	7032505	1										19	6	31.6	52	49	94.2	37	31	83.8	28	22	78.6	21	14	66.7	25	17	68	17	14	82.4	17	17	100





Province Districts	Centre Name	Year	Centre No	Quintile	Accounting			Agricultural Sciences			Business Studies			Economics			English First Additional Language			Geography			History			Life Sciences			Mathematical Literacy			Mathematics			Physical Sciences		
					Total Wrote	Achieved 30-100%	% Achieved 30 and Above	Total Wrote	Achieved 30-100%	% Achieved 30 and Above	Total Wrote	Achieved 30-100%	% Achieved 30 and Above	Total Wrote	Achieved 30-100%	% Achieved 30 and Above	Total Wrote	Achieved 30-100%	% Achieved 30 and Above	Total Wrote	Achieved 30-100%	% Achieved 30-100%	Total Wrote	Achieved 30-100%	% Achieved 30-100%	Total Wrote	Achieved 30-100%	% Achieved 30-100%	Total Wrote	Achieved 30-100%	% Achieved 30-100%	Total Wrote	Achieved 30-100%	% Achieved 30-100%			
					CAPRICORN SOUTH	PHAUWE SENIOR SECONDARY	2018	7032309	2				11	4	36.4				2	0	0	21	21	100	9	5	55.6				10	7	70	3	1	33.3	9
PHIRI KOLOBE HIGH	2019	7033411	3					15	9	60							21	21	100	9	8	88.9				11	8	72.7	11	8	72.7	3	1	33.3	2	1	50
PHIRI KOLOBE HIGH	2018	7033411	1					12	9	75							18	16	88.9	15	6	40				12	8	66.7	12	5	41.7	6	5	83.3	3	3	100
PHOMOLONG SENIOR SECONDARY	2019	7033505	3	3		3	100	23	19	82.6							40	39	97.5	38	20	52.6				18	13	72.2	15	14	93.3	6	1	16.7			
PHOMOLONG SENIOR SECONDARY	2018	7033505	1	7		4	57.1	39	17	43.6	4	3	75	4	2	50	54	54	100	44	18	40.9				25	14	56	26	20	76.9	5	0	0			
PHOPHEDI HIGH	2019	7032508	1	11		3	27.3				19	11	57.9	14	8	57.1	24	20	83.3	7	3	42.9				23	12	52.2									
PHOPHEDI HIGH	2018	7032508	1	4		1	25				14	8	57.1	16	9	56.3	18	16	88.9	10	6	60				16	6	37.5									
PHOSANE SECONDARY	2019	7032509	1														45	37	82.2	38	15	39.5				36	10	27.8	35	16	45.7						
PHOSANE SECONDARY	2018	7032509	1														41	37	90.2	38	17	44.7				38	13	34.2	38	13	34.2						
PHUNYAKO HIGH	2019	7033108	2								45	35	77.8				88	88	100	79	67	84.8				86	63	73.3	51	39	76.5	34	19	55.9	33	30	90.9
PHUNYAKO HIGH	2018	7033108	2								32	22	68.8				58	58	100	53	29	54.7				53	44	83	32	20	62.5	25	13	52	23	21	91.3
PHUTLO SECONDARY	2019	7032308	1					18	6	33.3							27	22	81.5	23	12	52.2				25	8	32	14	7	50	11	0	0	11	6	54.5
PHUTLO SECONDARY	2018	7032308	1					25	12	48							30	27	90	28	8	28.6				29	13	44.8	21	6	28.6	9	4	44.4	7	4	57.1
PIET N APHANE HIGH	2019	7031201	2	7		4	57.1	21	19	90.5	11	5	45.5	8	5	62.5	31	31	100	11	10	90.9				18	16	88.9	16	15	93.8	14	9	64.3	10	10	100
PIET N APHANE HIGH	2018	7031201	2	16		10	62.5	39	30	76.9	15	5	33.3	15	8	53.3	54	54	100	34	27	79.4				39	27	69.2	41	34	82.9	13	9	69.2	4	4	100
RADIKGOMO SECONDARY	2019	7032110	2					17	15	88.2							30	30	100	22	19	86.4				18	12	66.7	22	11	50	7	3	42.9			
RADIKGOMO SECONDARY	2018	7032110	2					13	9	69.2							14	13	92.9	12	10	83.3				12	10	83.3	10	10	100	3	2	66.7			
RAMABELE SECONDARY	2019	7031306	2														14	14	100	10	10	100	14	13	92.9	10	9	90	10	10	100						
RAMABELE SECONDARY	2018	7031306	2														11	11	100	7	7	100	11	11	100	7	7	100	7	7	100						



Province Districts	Centre Name	Year	Centre No	Quintile	Accounting			Agricultural Sciences			Business Studies			Economics			English First Additional Language			Geography			History			Life Sciences			Mathematical Literacy			Mathematics			Physical Sciences		
					Total Wrote	Achieved 30-100%	% Achieved 30 and Above	Total Wrote	Achieved 30-100%	% Achieved 30 and Above	Total Wrote	Achieved 30-100%	% Achieved 30 and Above	Total Wrote	Achieved 30-100%	% Achieved 30 and Above	Total Wrote	Achieved 30-100%	% Achieved 30 and Above	Total Wrote	Achieved 30-100%	% Achieved 30-100%	Total Wrote	Achieved 30-100%	% Achieved 30-100%	Total Wrote	Achieved 30-100%	% Achieved 30-100%	Total Wrote	Achieved 30-100%	% Achieved 30-100%	Total Wrote	Achieved 30-100%	% Achieved 30-100%			
					CAPRICORN SOUTH	S J VAN DER MERWE TECHNICAL HIGH	2019	7032202	4	126	102	81				57	33	57.9	49	33	67.3	189	189	100							102	85	83.3				162
	S J VAN DER MERWE TECHNICAL HIGH	2018	7032202	4	104	73	70.2				38	33	86.8	48	38	79.2	200	200	100							85	79	92.9				166	109	65.7	130	92	70.8
	SEBITJA SENIOR SECONDARY	2019	7031103	1	17	10	58.8	93	67	72	18	18	100	17	14	82.4	111	110	99.1	42	27	64.3				88	40	45.5	50	38	76	55	29	52.7	46	19	41.3
	SEBITJA SENIOR SECONDARY	2018	7031103	1	17	12	70.6	91	72	79.1	17	15	88.2	17	14	82.4	108	107	99.1	49	33	67.3				92	68	73.9	49	44	89.8	59	42	71.2	42	36	85.7
	SEBOTSI COMBINED SCHOOL	2019	7031312	1				28	25	89.3							33	33	100	28	27	96.4				27	22	81.5	24	19	79.2	7	4	57.1			
	SEBOTSI COMBINED SCHOOL	2018	7031312	1				12	12	100							12	12	100	12	11	91.7				12	12	100	6	6	100	6	5	83.3			
	SECHICHI HIGH	2019	7031210	1				19	15	78.9							22	22	100	12	11	91.7				18	10	55.6	10	10	100	9	4	44.4	5	5	100
	SECHICHI HIGH	2018	7031210	1	9	4	44.4	50	20	40	11	4	36.4	11	7	63.6	60	51	85	19	14	73.7				29	22	75.9	24	20	83.3	16	13	81.3	10	9	90
	SEDIMOTHOLE SECONDARY	2019	7032404	2	7	4	57.1				20	15	75	20	18	90	63	62	98.4	41	28	68.3				36	13	36.1	46	31	67.4	11	7	63.6	4	4	100
	SEDIMOTHOLE SECONDARY	2018	7032404	2	5	2	40				17	12	70.6	29	11	37.9	94	87	92.6	56	31	55.4				42	29	69	23	17	73.9	39	12	30.8	21	12	57.1
	SEGAENG SECONDARY	2019	7031207	1	3	2	66.7	9	7	77.8							24	24	100	23	11	47.8				12	9	75	6	6	100	10	3	30	6	3	50
	SEGAENG SECONDARY	2018	7031207	1	6	3	50	20	13	65							25	25	100	23	13	56.5				14	12	85.7	15	8	53.3	4	3	75			
	SEGOPOTJE SECONDARY	2019	7032409	1	13	10	76.9	45	31	68.9	32	14	43.8	19	14	73.7	90	89	98.9	55	47	85.5				50	42	84	36	28	77.8	43	21	48.8	22	22	100
	SEGOPOTJE SECONDARY	2018	7032409	1	14	10	71.4	37	26	70.3	23	17	73.9	20	18	90	77	77	100	50	37	74				43	39	90.7	40	27	67.5	34	23	67.6	16	16	100
	SEHLOLA HIGH	2019	7032109	2				22	21	95.5	11	11	100	11	9	81.8	23	23	100							9	9	100	11	10	90.9	10	7	70	12	9	75
	SEHLOLA HIGH	2018	7032109	2				36	31	86.1	12	10	83.3	15	11	73.3	38	36	94.7							19	18	94.7	14	10	71.4	17	10	58.8	19	15	78.9
	SEKATE SENIOR SECONDARY	2019	7032304	2				41	32	78							74	72	97.3	74	44	59.5				53	28	52.8	27	9	33.3	27	4	14.8	13	6	46.2

Province Districts	Centre Name	Year	Centre No	Quintile	Accounting			Agricultural Sciences			Business Studies			Economics			English First Additional Language			Geography			History			Life Sciences			Mathematical Literacy			Mathematics			Physical Sciences		
					Total Wrote	Achieved 30-100%	% Achieved 30 and Above	Total Wrote	Achieved 30-100%	% Achieved 30 and Above	Total Wrote	Achieved 30-100%	% Achieved 30 and Above	Total Wrote	Achieved 30-100%	% Achieved 30 and Above	Total Wrote	Achieved 30-100%	% Achieved 30 and Above	Total Wrote	Achieved 30-100%	% Achieved 30-100%	Total Wrote	Achieved 30-100%	% Achieved 30-100%	Total Wrote	Achieved 30-100%	% Achieved 30-100%	Total Wrote	Achieved 30-100%	% Achieved 30-100%	Total Wrote	Achieved 30-100%	% Achieved 30-100%			
					CAPRICORN SOUTH	SEKATE SENIOR SECONDARY	2018	7032304	2				56	29	51.8						69	69	100	68	27	39.7				65	35	53.8	46	15	32.6	19	2
	SEKGOPETJANA SECONDARY	2019	7034307	3	8	7	87.5				21	16	76.2	19	15	78.9	78	78	100	60	41	68.3	51	46	90.2	50	35	70	48	45	93.8	24	8	33.3	8	6	75
	SEKGOPETJANA SECONDARY	2018	7034307	2	6	2	33.3				28	15	53.6	26	9	34.6	80	79	98.8	70	31	44.3	40	32	80	52	38	73.1	43	27	62.8	34	13	38.2	13	7	53.8
	SEOLWANA SECONDARY	2019	7033207	2										25	15	60	32	30	93.8	13	13	100				21	19	90.5	16	11	68.8	13	10	76.9	10	6	60
	SEOLWANA SECONDARY	2018	7033207	2										26	13	50	33	28	84.8	16	7	43.8				26	17	65.4	9	6	66.7	14	4	28.6	11	4	36.4
	SERADITOLA SECONDARY	2019	7031209	1				13	9	69.2						13	13	100	13	8	61.5				13	4	30.8	13	10	76.9							
	SERADITOLA SECONDARY	2018	7031209	1				25	11	44						25	25	100	21	11	52.4				21	9	42.9	21	13	61.9							
	SERUTLE SECONDARY	2019	7031108	1				14	12	85.7						25	25	100	8	7	87.5				16	11	68.8	11	7	63.6	6	5	83.3	6	6	100	
	SERUTLE SECONDARY	2018	7031108	1				23	15	65.2						27	27	100	11	9	81.8				11	11	100	9	8	88.9	3	2	66.7	3	2	66.7	
	SETHWETHWA SEN SECONDARY	2019	7031208	2	7	7	100	30	29	96.7	7	5	71.4	7	5	71.4	67	67	100	31	30	96.8	31	30	96.8	62	46	74.2	31	26	83.9	39	23	59	32	28	87.5
	SETHWETHWA SEN SECONDARY	2018	7031208	2	16	16	100	40	40	100	16	15	93.8	16	16	100	81	79	97.5	23	16	69.6	24	24	100	62	60	96.8	24	19	79.2	55	36	65.5	39	38	97.4
	SETOTOLWANE SECONDARY	2019	7034381	9							5	3	60	3	2	66.7	11	11	100				6	6	100				11	4	36.4						
	SETOTOLWANE SECONDARY	2018	7034381	99							12	10	83.3	7	5	71.4	15	15	100				6	6	100				14	4	28.6						
	SETUKA SECONDARY	2019	7031303	2	12	9	75				17	11	64.7	12	11	91.7	17	17	100											12	2	16.7					
	SETUKA SECONDARY	2018	7031303	2	20	5	25				21	18	85.7	21	10	47.6	29	29	100										27	23	85.2						
	ST BEDE SENIOR SECONDARY	2019	7033106	2	51	34	66.7	22	15	68.2	51	36	70.6	73	49	67.1	153	153	100	102	100	98				80	75	93.8				153	81	52.9	80	72	90

Province Districts	Centre Name	Year	Centre No	Quintile	Accounting			Agricultural Sciences			Business Studies			Economics			English First Additional Language			Geography			History			Life Sciences			Mathematical Literacy			Mathematics			Physical Sciences			
					Total Wrote	Achieved 30-100%	% Achieved 30 and Above	Total Wrote	Achieved 30-100%	% Achieved 30 and Above	Total Wrote	Achieved 30-100%	% Achieved 30 and Above	Total Wrote	Achieved 30-100%	% Achieved 30 and Above	Total Wrote	Achieved 30-100%	% Achieved 30 and Above	Total Wrote	Achieved 30-100%	% Achieved 30-100%	Total Wrote	Achieved 30-100%	% Achieved 30-100%	Total Wrote	Achieved 30-100%	% Achieved 30-100%	Total Wrote	Achieved 30-100%	% Achieved 30-100%	Total Wrote	Achieved 30-100%	% Achieved 30-100%				
					CAPRICORN SOUTH	ST BEDE SENIOR SECONDARY	2018	7033106	2	52	34	65.4	30	20	66.7	55	38	69.1	84	62	73.8	173	172	99.4	120	110	91.7				92	79	85.9				169	74
	ST FRANCIS CATHOLIC ACADEMY	2019	7032191	9							7	7	100	7	4	57.1	15	15	100	8	8	100				8	8	100	7	7	100	8	6	75	8	8	100	
	ST FRANCIS CATHOLIC ACADEMY	2018	7032191	99							17	16	94.1	17	17	100	29	29	100	13	13	100				12	12	100	17	12	70.6	12	10	83.3	12	11	91.7	
	TAUPHUTI SECONDARY	2019	7032406	2				21	17	81							38	33	86.8	32	29	90.6				30	26	86.7	12	8	66.7	17	3	17.6	12	7	58.3	
	TAUPHUTI SECONDARY	2018	7032406	2				31	21	67.7							43	42	97.7	43	29	67.4				46	36	78.3	19	16	84.2	27	8	29.6	13	10	76.9	
	TAXILA COMBINED	2019	7034107	5	61	61	100				107	96	89.7	75	65	86.7	129	129	100	78	78	100	69	68	98.6	79	77	97.5	85	83	97.6	95	93	97.9	73	70	95.9	
	TAXILA COMBINED	2018	7034107	5	49	49	100				86	77	89.5	53	48	90.6	135	135	100	98	98	100	53	52	98.1	97	96	99	75	71	94.7	104	92	88.5	85	84	98.8	
	THAGAETALA SECONDARY	2019	7032302	1	11	7	63.6	24	10	41.7	13	10	76.9	13	12	92.3	46	44	95.7	20	14	70				15	9	60	24	18	75	7	0	0				
	THAGAETALA SECONDARY	2018	7032302	1	8	3	37.5	26	14	53.8	11	5	45.5	13	6	46.2	54	49	90.7	34	8	23.5				32	9	28.1	26	6	23.1	9	0	0				
	THOGOA SECONDARY	2019	7032104	2				30	24	80							34	34	100	13	10	76.9				28	24	85.7	12	10	83.3	15	13	86.7	14	14	100	
	THOGOA SECONDARY	2018	7032104	2				24	17	70.8							37	37	100	16	11	68.8				34	17	50	13	9	69.2	6	5	83.3	6	6	100	
	TLOURWE HIGH	2019	7032208	3				22	5	22.7				17	7	41.2	24	24	100							18	3	16.7	19	15	78.9							
	TLOURWE HIGH	2018	7032208	2				29	10	34.5				13	3	23.1	34	33	97.1							26	8	30.8	15	10	66.7	12	5	41.7	12	1	8.3	
	TOM NAUDE TECHNICAL HIGH	2019	7034103	5													57	57	100														47	36	76.6	38	29	76.3
	TOM NAUDE TECHNICAL HIGH	2018	7034103	3													59	59	100														53	41	77.4	52	38	73.1
	TSELA CHUEU SECONDARY	2019	7033107	2	11	5	45.5							18	10	55.6	21	21	100	21	10	47.6											14	1	7.1	5	2	40
	TSELA CHUEU SECONDARY	2018	7033107	2	10	1	10				19	2	10.5	17	4	23.5	56	37	66.1	26	5	19.2				32	7	21.9				34	3	8.8	21	6	28.6	

Province Districts	Centre Name	Year	Centre No	Quintile	Accounting			Agricultural Sciences			Business Studies			Economics			English First Additional Language			Geography			History			Life Sciences			Mathematical Literacy			Mathematics			Physical Sciences			
					Total Wrote	Achieved 30-100%	% Achieved 30 and Above	Total Wrote	Achieved 30-100%	% Achieved 30 and Above	Total Wrote	Achieved 30-100%	% Achieved 30 and Above	Total Wrote	Achieved 30-100%	% Achieved 30 and Above	Total Wrote	Achieved 30-100%	% Achieved 30 and Above	Total Wrote	Achieved 30-100%	% Achieved 30-100%	Total Wrote	Achieved 30-100%	% Achieved 30-100%	Total Wrote	Achieved 30-100%	% Achieved 30-100%	Total Wrote	Achieved 30-100%	% Achieved 30-100%	Total Wrote	Achieved 30-100%	% Achieved 30-100%				
CAPRICORN SOUTH	TSHEBELA HIGH	2019	7033104	2											42	42	100	25	22	88							26	19	73.1				21	19	90.5	29	19	65.5
	TSHEBELA HIGH	2018	7033104	2				12	7	58.3						42	42	100	27	22	81.5						29	23	79.3	11	8	72.7	15	14	93.3	14	13	92.9
	TSHEHLO SECONDARY	2019	7032105	2				21	9	42.9						23	23	100	18	13	72.2						9	4	44.4	10	8	80	2	0	0			
	TSHEHLO SECONDARY	2018	7032105	2				18	15	83.3						21	20	95.2	17	13	76.5						12	12	100	14	9	64.3	5	2	40			
	TUBAKE SENIOR SECONDARY	2019	7031202	2	43	29	67.4	22	17	77.3	30	13	43.3	30	14	46.7	105	105	100	52	39	75					50	40	80	38	28	73.7	48	28	58.3	32	27	84.4
	TUBAKE SENIOR SECONDARY	2018	7031202	2	49	33	67.3	29	22	75.9	39	21	53.8	40	31	77.5	131	131	100	81	56	69.1	18	12	66.7		79	72	91.1	49	30	61.2	87	46	52.9	50	37	74
	WESTENBURG SECONDARY	2019	7034106	3	7	4	57.1				37	19	51.4	11	6	54.5	64	63	98.4	73	68	93.2	59	57	96.6		60	43	71.7	64	60	93.8	22	13	59.1	20	14	70
	WESTENBURG SECONDARY	2018	7034106	3							46	22	47.8	23	10	43.5	115	114	99.1	135	103	76.3	98	94	95.9		89	49	55.1	106	71	67	27	22	81.5	27	24	88.9
	ZOETFONTEIN SECONDARY	2019	7033113	2				21	16	76.2						37	37	100	31	30	96.8						31	25	80.6	23	17	73.9	11	7	63.6	11	11	100
	ZOETFONTEIN SECONDARY	2018	7033113	2				30	18	60						44	41	93.2	40	26	65						43	31	72.1	13	6	46.2	23	4	17.4	11	9	81.8
MOGALAKWENA	ALFRED B MAKAPAN HIGH	2019	7022206	2	10	7	70	69	42	60.9	8	8	100	10	9	90	89	85	95.5							81	43	53.1	43	33	76.7	44	24	54.5	40	37	92.5	
	ALFRED B MAKAPAN HIGH	2018	7022206	2	7	6	85.7	57	28	49.1	7	6	85.7	11	6	54.5	89	84	94.4							62	35	56.5	22	17	77.3	48	19	39.6	44	36	81.8	
	BAKENBERG HIGH	2019	7021101	2	18	14	77.8	18	17	94.4	22	11	50	19	7	36.8	108	104	96.3	36	30	83.3	40	26	65	69	23	33.3	21	20	95.2	37	18	48.6	24	16	66.7	
	BAKENBERG HIGH	2018	7021101	2	10	8	80	9	6	66.7	17	8	47.1	12	10	83.3	79	74	93.7	31	29	93.5	32	27	84.4	38	30	78.9	23	21	91.3	24	9	37.5	13	11	84.6	
	BATHOKWA SECONDARY	2019	7021212	1				54	27	50	38	27	71.1				59	48	81.4							47	17	36.2	37	32	86.5	10	5	50	14	4	28.6	
	BATHOKWA SECONDARY	2018	7021212	1				39	35	89.7	19	13	68.4				39	38	97.4							38	28	73.7	25	20	80	14	10	71.4	19	16	84.2	
	BEN HLONGWANE SECONDARY	2019	7022110	2	3	3	100							6	5	83.3	26	26	100	25	23	92					28	21	75				23	1	4.3	20	4	20

Province Districts	Centre Name	Year	Centre No	Quintile	Accounting			Agricultural Sciences			Business Studies			Economics			English First Additional Language			Geography			History			Life Sciences			Mathematical Literacy			Mathematics			Physical Sciences		
					Total Wrote	Achieved 30-100%	% Achieved 30 and Above	Total Wrote	Achieved 30-100%	% Achieved 30 and Above	Total Wrote	Achieved 30-100%	% Achieved 30 and Above	Total Wrote	Achieved 30-100%	% Achieved 30 and Above	Total Wrote	Achieved 30-100%	% Achieved 30 and Above	Total Wrote	Achieved 30-100%	% Achieved 30-100%	Total Wrote	Achieved 30-100%	% Achieved 30-100%	Total Wrote	Achieved 30-100%	% Achieved 30-100%	Total Wrote	Achieved 30-100%	% Achieved 30-100%	Total Wrote	Achieved 30-100%	% Achieved 30-100%			
					BEN HLONGWANE SECONDARY	2018	7022110	2	2	2	100							4	3	75	21	21	100	17	16	94.1				18	16	88.9				14	4
CHARLES MARAKALALA SECONDARY	2019	7021111	2				22	17	77.3							37	23	62.2	26	12	46.2				26	11	42.3	8	5	62.5	12	2	16.7	6	1	16.7	
CHARLES MARAKALALA SECONDARY	2018	7021111	2				23	15	65.2							22	21	95.5	15	10	66.7				25	17	68	13	8	61.5	6	2	33.3	5	3	60	
D G TSEBE HIGH	2019	7022105	3	16	5	31.3				22	12	54.5	20	10	50	81	81	100							51	29	56.9	22	12	54.5	37	35	94.6	33	25	75.8	
D G TSEBE HIGH	2018	7022105	3	28	18	64.3				34	28	82.4	33	30	90.9	100	100	100							54	40	74.1	19	17	89.5	43	31	72.1	31	25	80.6	
DENNIS MATLHABA II SECONDARY	2019	7021102	2	5	4	80	55	32	58.2				14	10	71.4	73	73	100				31	23	74.2	37	25	67.6	16	16	100	24	8	33.3	21	19	90.5	
DENNIS MATLHABA II SECONDARY	2018	7021102	2	7	7	100	36	16	44.4				12	11	91.7	53	50	94.3				8	8	100	25	22	88	11	5	45.5	22	15	68.2	15	15	100	
E D L RAMPOLA SECONDARY	2019	7022102	3	7	6	85.7				19	15	78.9	19	14	73.7	70	68	97.1	27	20	74.1				28	19	67.9	29	23	79.3	19	11	57.9	13	7	53.8	
E D L RAMPOLA SECONDARY	2018	7022102	3	11	10	90.9				16	16	100	16	14	87.5	56	56	100	19	15	78.9				30	21	70	17	13	76.5	19	7	36.8	9	5	55.6	
EBENEZER SECONDARY	2019	7022103	3	12	10	83.3	65	61	93.8	16	13	81.3	15	12	80	159	159	100	106	76	71.7	49	49	100	74	64	86.5	42	40	95.2	80	48	60	71	58	81.7	
EBENEZER SECONDARY	2018	7022103	3	6	6	100	132	89	67.4	17	13	76.5	9	8	88.9	207	207	100	116	82	70.7	79	78	98.7	107	87	81.3	76	62	81.6	102	64	62.7	96	63	65.6	
FRED LEDWABA SECONDARY	2019	7022101	3							2	2	100	10	8	80	26	26	100							9	8	88.9	7	7	100	10	7	70	8	7	87.5	
FRED LEDWABA SECONDARY	2018	7022101	3	2	2	100				8	8	100	14	13	92.9	31	31	100							12	6	50	12	10	83.3	12	10	83.3	9	4	44.4	
GEORGE LANGA SENIOR SECONDARY	2019	7021103	2	20	5	25	15	13	86.7	22	6	27.3	20	8	40	65	64	98.5	36	28	77.8				34	18	52.9	48	27	56.3	17	3	17.6	19	9	47.4	
GEORGE LANGA SENIOR SECONDARY	2018	7021103	2	12	3	25	12	7	58.3	18	10	55.6	12	8	66.7	50	47	94	25	14	56				19	16	84.2	24	16	66.7	9	3	33.3	10	8	80	





Province Districts	Centre Name	Year	Centre No	Quintile	Accounting			Agricultural Sciences			Business Studies			Economics			English First Additional Language			Geography			History			Life Sciences			Mathematical Literacy			Mathematics			Physical Sciences		
					Total Wrote	Achieved 30-100%	% Achieved 30 and Above	Total Wrote	Achieved 30-100%	% Achieved 30 and Above	Total Wrote	Achieved 30-100%	% Achieved 30 and Above	Total Wrote	Achieved 30-100%	% Achieved 30 and Above	Total Wrote	Achieved 30-100%	% Achieved 30 and Above	Total Wrote	Achieved 30-100%	% Achieved 30-100%	Total Wrote	Achieved 30-100%	% Achieved 30-100%	Total Wrote	Achieved 30-100%	% Achieved 30-100%	Total Wrote	Achieved 30-100%	% Achieved 30-100%	Total Wrote	Achieved 30-100%	% Achieved 30-100%			
					MOGALAKWENA	KGABA SECONDARY	2019	7022107	2	4	4	100				4	2	50			48	47	97.9	23	20	87	28	28	100	7	7	100	26	19	73.1	8	6
	KGABA SECONDARY	2018	7022107	2	6	4	66.7				6	2	33.3			23	21	91.3	5	4	80	10	10	100	1	1	100	11	8	72.7	1	1	100	1	1	100	
	KGABEDI SECONDARY	2019	7023311	2				13	2	15.4						13	13	100	13	4	30.8				13	0	0				13	0	0				
	KGABEDI SECONDARY	2018	7023311	2				10	7	70						10	10	100	10	5	50				10	7	70				10	0	0				
	KGAKGATHU SECONDARY	2019	7023312	2				8	8	100						37	37	100	26	24	92.3	26	26	100	8	8	100	27	25	92.6	8	4	50	9	7	77.8	
	KGAKGATHU SECONDARY	2018	7023312	2				9	9	100						16	16	100	7	7	100	7	7	100	9	9	100	7	6	85.7	9	8	88.9	9	8	88.9	
	KGATI YA MOSHATE PUBLIC SECONDARY	2019	7022305	2	14	10	71.4	45	37	82.2	18	12	66.7	20	12	60	95	95	100	39	38	97.4				44	30	68.2	38	34	89.5	23	16	69.6	20	18	90
	KGATI YA MOSHATE PUBLIC SECONDARY	2018	7022305	2	6	6	100	37	27	73	8	6	75	7	7	100	75	75	100	27	24	88.9				57	34	59.6	20	19	95	28	20	71.4	23	23	100
	KGAUBOTLHALE SENIOR SECONDARY	2019	7021205	2												16	15	93.8	16	6	37.5				16	3	18.8	14	7	50	2	2	100	16	3	18.8	
	KGAUBOTLHALE SENIOR SECONDARY	2018	7021205	2												22	21	95.5	22	11	50				20	12	60	13	10	76.9	8	8	100	19	8	42.1	
	KGOKARI SECONDARY	2019	7023210	2				32	23	71.9	5	3	60			38	34	89.5	26	14	53.8				21	11	52.4	16	12	75	11	1	9.1	9	4	44.4	
	KGOKARI SECONDARY	2018	7023210	2	5	1	20	36	30	83.3	17	12	70.6	4	2	50	45	44	97.8	24	16	66.7				22	19	86.4	25	22	88	18	6	33.3	12	6	50
	KGOLODI HIGH	2019	7023103	2	5	1	20	15	9	60	5	2	40	7	2	28.6	23	22	95.7							11	7	63.6	8	8	100	8	1	12.5			
	KGOLODI HIGH	2018	7023103	2	9	5	55.6	17	10	58.8	7	6	85.7	17	7	41.2	26	26	100							11	10	90.9	26	14	53.8	2	2	100	9	3	33.3
	KOLOBE RAMASOBANA SECONDARY	2019	7021110	2												18	17	94.4	12	11	91.7				17	8	47.1	11	11	100	6	3	50	6	6	100	
	KOLOBE RAMASOBANA SECONDARY	2018	7021110	2												21	21	100	12	11	91.7				21	14	66.7	12	9	75	8	6	75	8	8	100	
	KUBUSHE SECONDARY	2019	7023306	2							9	3	33.3	3	3	100	11	10	90.9	5	1	20				7	1	14.3				7	0	0			



Province Districts	Centre Name	Year	Centre No	Quintile	Accounting			Agricultural Sciences			Business Studies			Economics			English First Additional Language			Geography			History			Life Sciences			Mathematical Literacy			Mathematics			Physical Sciences		
					Total Wrote	Achieved 30-100%	% Achieved 30 and Above	Total Wrote	Achieved 30-100%	% Achieved 30 and Above	Total Wrote	Achieved 30-100%	% Achieved 30 and Above	Total Wrote	Achieved 30-100%	% Achieved 30 and Above	Total Wrote	Achieved 30-100%	% Achieved 30 and Above	Total Wrote	Achieved 30-100%	% Achieved 30-100%	Total Wrote	Achieved 30-100%	% Achieved 30-100%	Total Wrote	Achieved 30-100%	% Achieved 30-100%	Total Wrote	Achieved 30-100%	% Achieved 30-100%	Total Wrote	Achieved 30-100%	% Achieved 30-100%			
					MOGALAKWENA	MAKGENENE HIGH	2019	7021309	1	15	3	20	25	14	56	17	15	88.2	17	15	88.2	63	62	98.4	39	26	66.7				46	18	39.1	37	30	81.1	17
	MAKGENENE HIGH	2018	7021309	1	19	5	26.3	47	10	21.3	25	12	48	21	11	52.4	96	85	88.5	60	37	61.7				58	34	58.6	52	38	73.1	28	19	67.9	24	16	66.7
	MALEBO SENIOR SECONDARY	2019	7023104	2	9	7	77.8	25	22	88	9	7	77.8	9	8	88.9	67	67	100	40	32	80				37	21	56.8	40	34	85	18	16	88.9	18	17	94.4
	MALEBO SENIOR SECONDARY	2018	7023104	2	6	2	33.3	10	10	100	6	6	100	6	5	83.3	36	36	100	30	23	76.7				20	16	80	18	13	72.2	18	8	44.4	17	15	88.2
	MALEMOCHA HIGH	2019	7021105	2				16	15	93.8							16	16	100							16	16	100	2	1	50	14	6	42.9	16	13	81.3
	MALEMOCHA HIGH	2018	7021105	2				31	17	54.8							27	27	100							31	23	74.2	1	1	100	28	1	3.6	29	9	31
	MALEYA SECONDARY SCHOOL	2019	7021310	2				41	40	97.6							44	44	100	34	29	85.3				41	26	63.4	29	24	82.8	8	4	50	4	4	100
	MALEYA SECONDARY SCHOOL	2018	7021310	2				39	37	94.9							41	41	100	32	25	78.1				41	32	78	28	22	78.6	13	12	92.3	9	9	100
	MANTUTULE REPEAT PART-TIME	2019	7021332	9	3	0	0				3	0	0	4	0	0	13	11	84.6	6	3	50				8	5	62.5	3	2	66.7	10	1	10	7	3	42.9
	MANTUTULE REPEAT PART-TIME	2018	7021332	99	9	3	33.3				11	3	27.3	15	1	6.7				15	10	66.7				15	11	73.3	9	4	44.4	16	4	25	14	8	57.1
	MAPANOLLA SECONDARY	2019	7022211	1													23	23	100	22	19	86.4	8	7	87.5	25	13	52	14	10	71.4	12	8	66.7	12	10	83.3
	MAPANOLLA SECONDARY	2018	7022211	1													34	34	100	26	16	61.5	22	21	95.5	24	16	66.7	16	14	87.5	7	4	57.1	6	6	100
	MASERUNYANE HIGH	2019	7021308	2				29	20	69							36	35	97.2	22	15	68.2				29	9	31	23	18	78.3	7	6	85.7	7	6	85.7
	MASERUNYANE HIGH	2018	7021308	2	2	2	100	28	16	57.1							41	34	82.9	33	11	33.3				28	15	53.6	15	9	60	13	4	30.8	7	4	57.1
	MASHAMAITE SENIOR SECONDARY	2019	7023107	1				12	8	66.7	5	2	40	1	1	100	33	30	90.9	8	2	25	14	12	85.7	14	11	78.6	8	4	50	16	0	0	10	7	70
	MASHAMAITE SENIOR SECONDARY	2018	7023107	1	7	4	57.1	16	7	43.8	16	6	37.5	23	12	52.2	71	61	85.9	16	7	43.8	17	14	82.4	16	10	62.5	18	5	27.8	23	1	4.3	16	10	62.5

Province Districts	Centre Name	Year	Centre No	Quintile	Accounting			Agricultural Sciences			Business Studies			Economics			English First Additional Language			Geography			History			Life Sciences			Mathematical Literacy			Mathematics			Physical Sciences		
					Total Wrote	Achieved 30-100%	% Achieved 30 and Above	Total Wrote	Achieved 30-100%	% Achieved 30 and Above	Total Wrote	Achieved 30-100%	% Achieved 30 and Above	Total Wrote	Achieved 30-100%	% Achieved 30 and Above	Total Wrote	Achieved 30-100%	% Achieved 30 and Above	Total Wrote	Achieved 30-100%	% Achieved 30-100%	Total Wrote	Achieved 30-100%	% Achieved 30-100%	Total Wrote	Achieved 30-100%	% Achieved 30-100%	Total Wrote	Achieved 30-100%	% Achieved 30-100%	Total Wrote	Achieved 30-100%	% Achieved 30-100%			
					MASHOBELA SECONDARY	2019	7023209	2							16	7	43.8				18	18	100							16	7	43.8				16	2
MASHOBELA SECONDARY	2018	7023209	2							11	8	72.7				16	16	100							11	7	63.6				6	4	66.7	6	5	83.3	
MASHUBASHUBA SECONDARY	2019	7023203	2				23	9	39.1							23	19	82.6	10	4	40				19	8	42.1				20	0	0	10	2	20	
MASHUBASHUBA SECONDARY	2018	7023203	2				27	8	29.6							29	25	86.2	11	4	36.4				21	10	47.6				21	2	9.5	12	5	41.7	
MASODI SECONDARY	2019	7022204	3	6	3	50	44	16	36.4	12	6	50	13	4	30.8	80	80	100	67	61	91	39	39	100	29	29	100	39	25	64.1	40	18	45	28	26	92.9	
MASODI SECONDARY	2018	7022204	3	11	5	45.5	28	15	53.6	17	10	58.8	17	9	52.9	78	78	100	61	51	83.6	22	22	100	39	36	92.3	22	15	68.2	56	15	26.8	39	32	82.1	
MATANTA SECONDARY	2019	7021304	2										15	9	60	46	46	100	45	34	75.6				37	23	62.2	16	8	50	26	6	23.1	16	9	56.3	
MATANTA SECONDARY	2018	7021304	2	4	1	25				10	5	50	10	5	50	37	37	100	26	20	76.9				26	18	69.2	11	8	72.7	21	12	57.1	15	14	93.3	
MATATANE SECONDARY	2019	7021202	2				24	13	54.2							25	25	100							22	9	40.9				19	2	10.5	19	10	52.6	
MATATANE SECONDARY	2018	7021202	2				23	11	47.8							28	28	100							23	14	60.9				17	3	17.6	17	10	58.8	
MATHULAMISHA HIGH	2019	7021201	2	3	3	100				9	8	88.9	15	13	86.7	27	27	100							12	10	83.3	9	8	88.9	18	6	33.3	15	9	60	
MATHULAMISHA HIGH	2018	7021201	2	5	5	100				33	21	63.6	13	12	92.3	68	68	100							38	25	65.8	32	21	65.6	18	7	38.9	13	9	69.2	
MATOPA SENIOR SECONDARY	2019	7021206	2	7	1	14.3				7	1	14.3	11	4	36.4	35	33	94.3	13	10	76.9				10	9	90	19	12	63.2	10	5	50	12	11	91.7	
MATOPA SENIOR SECONDARY	2018	7021206	2	5	1	20	20	6	30	5	5	100	7	5	71.4	39	39	100	13	11	84.6				22	17	77.3	18	13	72.2	12	7	58.3	9	9	100	
MATSIBE HIGH	2019	7022207	2				50	18	36							51	50	98	23	15	65.2	23	17	73.9	28	15	53.6	23	11	47.8	27	6	22.2	27	5	18.5	
MATSIBE HIGH	2018	7022207	2				23	12	52.2							32	30	93.8	9	6	66.7	9	8	88.9	19	14	73.7	13	9	69.2	14	6	42.9	14	7	50	
MATSOGELLA SENIOR SECONDARY	2019	7021106	2				29	4	13.8							36	29	80.6	31	18	58.1				31	6	19.4	24	5	20.8	7	3	42.9	7	4	57.1	

Province Districts	Centre Name	Year	Centre No	Quintile	Accounting			Agricultural Sciences			Business Studies			Economics			English First Additional Language			Geography			History			Life Sciences			Mathematical Literacy			Mathematics			Physical Sciences		
					Total Wrote	Achieved 30-100%	% Achieved 30 and Above	Total Wrote	Achieved 30-100%	% Achieved 30 and Above	Total Wrote	Achieved 30-100%	% Achieved 30 and Above	Total Wrote	Achieved 30-100%	% Achieved 30 and Above	Total Wrote	Achieved 30-100%	% Achieved 30 and Above	Total Wrote	Achieved 30-100%	% Achieved 30-100%	Total Wrote	Achieved 30-100%	% Achieved 30-100%	Total Wrote	Achieved 30-100%	% Achieved 30-100%	Total Wrote	Achieved 30-100%	% Achieved 30-100%	Total Wrote	Achieved 30-100%	% Achieved 30-100%			
					MATSOGELLA SENIOR SECONDARY	2018	7021106	2				24	8	33.3							42	39	92.9	28	15	53.6				27	16	59.3	17	10	58.8	6	3
MAWELE SECONDARY	2019	7021108	1							2	1	50				17	14	82.4							12	8	66.7	7	3	42.9	9	1	11.1	3	1	33.3	
MAWELE SECONDARY	2018	7021108	1							10	2	20				21	16	76.2							18	11	61.1	6	1	16.7	12	1	8.3	8	6	75	
MMADIKANA SECONDARY	2019	7022201	2	7	6	85.7	21	17	81	8	4	50	8	5	62.5	55	55	100	47	44	93.6	21	21	100	25	15	60	28	24	85.7	25	9	36	25	13	52	
MMADIKANA SECONDARY	2018	7022201	2	16	8	50	15	12	80	19	10	52.6	17	13	76.5	59	59	100	28	23	82.1	15	15	100	24	21	87.5	27	24	88.9	26	12	46.2	23	12	52.2	
MMAMOPI HIGH	2019	7023102	1				32	23	71.9							35	35	100							28	16	57.1	17	10	58.8	11	2	18.2	18	7	38.9	
MMAMOPI HIGH	2018	7023102	1	3	1	33.3	27	16	59.3							28	27	96.4							20	13	65				19	3	15.8	16	12	75	
MMANTUTULE SECONDARY	2019	7021307	2	28	17	60.7				28	17	60.7	29	25	86.2	129	129	100	99	80	80.8	41	39	95.1	100	55	55	51	41	80.4	72	32	44.4	60	36	60	
MMANTUTULE SECONDARY	2018	7021307	2	38	25	65.8				36	20	55.6	38	31	81.6	113	113	100	82	58	70.7	32	31	96.9	79	54	68.4	23	12	52.2	89	31	34.8	53	35	66	
MMATEDU SECONDARY	2019	7021306	1	18	5	27.8				10	7	70	9	3	33.3	46	44	95.7	24	23	95.8				20	17	85	13	8	61.5	16	8	50	19	16	84.2	
MMATEDU SECONDARY	2018	7021306	1	7	6	85.7				11	6	54.5	21	8	38.1	79	75	94.9	53	30	56.6				34	24	70.6	5	5	100	35	10	28.6	33	19	57.6	
MMOLAWA SECONDARY	2019	7022210	1	16	5	31.3				19	6	31.6	18	8	44.4	21	21	100										18	11	61.1							
MMOLAWA SECONDARY	2018	7022210	1	9	7	77.8				13	6	46.2	13	9	69.2	16	16	100										12	11	91.7							
MOOKAMEDI SECONDARY	2019	7021209	2				22	17	77.3	17	5	29.4	17	10	58.8	41	40	97.6							20	6	30	24	10	41.7	12	3	25	21	4	19	
MOOKAMEDI SECONDARY	2018	7021209	2				15	15	100	10	7	70	10	10	100	40	39	97.5							17	14	82.4	25	16	64	9	6	66.7	16	9	56.3	
MOTJERE HIGH	2019	7023314	2	7	4	57.1				24	10	41.7	7	7	100	46	45	97.8	37	35	94.6				20	12	60	38	31	81.6	8	4	50	7	6	85.7	
MOTJERE HIGH	2018	7023314	2	7	7	100				12	10	83.3	12	12	100	64	63	98.4	41	15	36.6				44	21	47.7	57	27	47.4	7	3	42.9	5	3	60	

Province Districts	Centre Name	Year	Centre No	Quintile	Accounting			Agricultural Sciences			Business Studies			Economics			English First Additional Language			Geography			History			Life Sciences			Mathematical Literacy			Mathematics			Physical Sciences		
					Total Wrote	Achieved 30-100%	% Achieved 30 and Above	Total Wrote	Achieved 30-100%	% Achieved 30 and Above	Total Wrote	Achieved 30-100%	% Achieved 30 and Above	Total Wrote	Achieved 30-100%	% Achieved 30 and Above	Total Wrote	Achieved 30-100%	% Achieved 30 and Above	Total Wrote	Achieved 30-100%	% Achieved 30-100%	Total Wrote	Achieved 30-100%	% Achieved 30-100%	Total Wrote	Achieved 30-100%	% Achieved 30-100%	Total Wrote	Achieved 30-100%	% Achieved 30-100%	Total Wrote	Achieved 30-100%	% Achieved 30-100%			
					MOYANENG SECONDARY SCHOOL	2019	7023313	2				53	30	56.6	21	8	38.1	19	6	31.6	60	59	98.3							37	18	48.6	24	19	79.2	26	14
MOYANENG SECONDARY SCHOOL	2018	7023313	2				45	28	62.2	20	13	65	17	5	29.4	42	42	100							25	18	72	24	13	54.2	20	13	65	25	11	44	
MPADI SECONDARY	2019	7023304	2				11	4	36.4							12	11	91.7							10	4	40				11	0	0	10	1	10	
MPADI SECONDARY	2018	7023304	2				12	8	66.7							20	15	75							20	10	50				13	3	23.1	13	2	15.4	
MPEDI HIGH	2019	7023106	2				18	11	61.1	12	0	0	12	3	25	31	27	87.1							19	9	47.4	21	7	33.3	9	3	33.3	18	3	16.7	
MPEDI HIGH	2018	7023106	2				36	22	61.1	25	5	20	19	7	36.8	71	66	93							43	27	62.8	30	21	70	11	8	72.7	30	8	26.7	
MPHARI SECONDARY	2019	7023108	1	6	5	83.3	23	18	78.3	9	7	77.8	9	8	88.9	65	64	98.5							21	19	90.5	26	20	76.9	11	7	63.6	11	11	100	
MPHARI SECONDARY	2018	7023108	1	8	8	100	40	37	92.5	14	14	100	15	14	93.3	61	61	100							37	34	91.9	48	33	68.8	13	13	100	15	14	93.3	
MPHOKENG SECONDARY	2019	7023308	2	4	2	50	10	6	60	33	4	12.1	12	7	58.3	71	42	59.2	28	22	78.6				34	22	64.7	11	11	100	24	8	33.3	23	19	82.6	
MPHOKENG SECONDARY	2018	7023308	2	3	2	66.7							18	15	83.3	63	53	84.1	31	27	87.1				28	18	64.3	44	16	36.4	17	7	41.2	15	13	86.7	
MPHUNYE SENIOR SECONDARY	2019	7021311	2	8	2	25	29	21	72.4	8	5	62.5	8	3	37.5	77	77	100	68	43	63.2				67	36	53.7	37	26	70.3	36	15	41.7	37	10	27	
MPHUNYE SENIOR SECONDARY	2018	7021311	2	12	6	50	16	10	62.5	12	8	66.7	11	7	63.6	47	46	97.9	35	20	57.1				35	23	65.7	22	17	77.3	22	14	63.6	17	11	64.7	
MPIRWABIRWA SEN SECONDARY	2019	7022208	1				14	7	50							29	29	100	29	24	82.8				29	18	62.1	14	11	78.6	15	10	66.7	15	14	93.3	
MPIRWABIRWA SEN SECONDARY	2018	7022208	1				21	7	33.3							37	37	100	37	23	62.2				37	23	62.2	21	14	66.7	16	12	75	16	15	93.8	
NAKONKWETLOU SECONDARY	2019	7023201	2				15	13	86.7							29	28	96.6	13	8	61.5	8	5	62.5	25	4	16	7	7	100	18	3	16.7	18	2	11.1	
NAKONKWETLOU SECONDARY	2018	7023201	2				16	13	81.3							69	54	78.3	20	7	35	34	18	52.9	47	17	36.2	18	14	77.8	20	15	75	24	8	33.3	



Province Districts	Centre Name	Year	Centre No	Quintile	Accounting			Agricultural Sciences			Business Studies			Economics			English First Additional Language			Geography			History			Life Sciences			Mathematical Literacy			Mathematics			Physical Sciences			
					Total Wrote	Achieved 30-100%	% Achieved 30 and Above	Total Wrote	Achieved 30-100%	% Achieved 30 and Above	Total Wrote	Achieved 30-100%	% Achieved 30 and Above	Total Wrote	Achieved 30-100%	% Achieved 30 and Above	Total Wrote	Achieved 30-100%	% Achieved 30 and Above	Total Wrote	Achieved 30-100%	% Achieved 30-100%	Total Wrote	Achieved 30-100%	% Achieved 30-100%	Total Wrote	Achieved 30-100%	% Achieved 30-100%	Total Wrote	Achieved 30-100%	% Achieved 30-100%	Total Wrote	Achieved 30-100%	% Achieved 30-100%				
					MOGALAKWENA	NKAKABIDI SECONDARY	2019	7022304	2	21	8	38.1				16	6	37.5	37	15	40.5	93	92	98.9	47	45	95.7				70	40	57.1	41	25	61	33	12
	NKAKABIDI SECONDARY	2018	7022304	2	22	6	27.3				22	14	63.6	67	28	41.8	128	127	99.2	67	51	76.1				102	51	50	44	24	54.5	58	23	39.7	52	34	65.4	
	NKGORU HIGH	2019	7021208	2				37	27	73	10	9	90	16	10	62.5	47	41	87.2							24	18	75	22	18	81.8	17	12	70.6	21	16	76.2	
	NKGORU HIGH	2018	7021208	2				33	19	57.6	8	3	37.5	10	7	70	45	44	97.8							20	16	80	20	17	85	8	7	87.5	17	7	41.2	
	NKUBE SECONDARY	2019	7021203	2				27	15	55.6	3	2	66.7	3	1	33.3	46	46	100	40	33	82.5				38	29	76.3	25	16	64	16	10	62.5	19	13	68.4	
	NKUBE SECONDARY	2018	7021203	2				15	7	46.7	3	2	66.7	4	2	50	39	39	100	27	18	66.7				26	25	96.2	13	5	38.5	16	11	68.8	18	11	61.1	
	NORTH CREST ACADEMY	2019	7022392	9							9	4	44.4				13	13	100	19	18	94.7				13	11	84.6	15	14	93.3	7	3	42.9	5	3	60	
	NORTH CREST ACADEMY	2018	7022392	99	5	3	60				12	3	25	8	2	25	25	25	100	21	16	76.2				32	22	68.8	19	14	73.7	25	9	36	21	13	61.9	
	NTATA SECONDARY	2019	7022106	2				27	15	55.6	8	4	50	7	3	42.9	42	42	100	23	20	87				22	12	54.5	16	11	68.8	15	4	26.7	8	5	62.5	
	NTATA SECONDARY	2018	7022106	2				42	34	81	16	13	81.3	11	8	72.7	55	55	100	36	30	83.3				38	27	71.1	35	23	65.7	14	7	50	6	4	66.7	
	NTHUBA HIGH	2019	7023310	2	16	11	68.8	44	38	86.4	21	19	90.5	17	14	82.4	80	73	91.3	22	20	90.9				17	16	94.1	34	30	88.2	20	8	40	17	14	82.4	
	NTHUBA HIGH	2018	7023310	2	24	21	87.5	17	17	100	24	23	95.8	25	22	88	41	39	95.1	5	4	80				11	11	100	25	19	76	16	10	62.5	12	10	83.3	
	PALEDI SECONDARY	2019	7023303	2				19	15	78.9							25	25	100	18	11	61.1				19	16	84.2	12	11	91.7	7	4	57.1	7	7	100	
	PALEDI SECONDARY	2018	7023303	2				25	23	92							26	26	100	17	16	94.1				25	21	84	17	15	88.2	7	6	85.7	7	7	100	
	PHAHLAPHAHLA	2019	7023204	2				29	11	37.9	4	0	0				32	29	90.6							14	7	50	5	5	100	9	8	88.9	8	6	75	
	PHAHLAPHAHLA	2018	7023204	2				15	13	86.7	3	0	0				21	21	100							21	14	66.7	3	3	100	9	4	44.4	9	5	55.6	
	PHALADINGOE TECHNICAL HIGH SCHOOL	2019	7021301	2													38	38	100														26	11	42.3	30	28	93.3
	PHALADINGOE TECHNICAL HIGH SCHOOL	2018	7021301	2													67	66	98.5														28	15	53.6	52	45	86.5

Province Districts	Centre Name	Year	Centre No	Quintile	Accounting			Agricultural Sciences			Business Studies			Economics			English First Additional Language			Geography			History			Life Sciences			Mathematical Literacy			Mathematics			Physical Sciences		
					Total Wrote	Achieved 30-100%	% Achieved 30 and Above	Total Wrote	Achieved 30-100%	% Achieved 30 and Above	Total Wrote	Achieved 30-100%	% Achieved 30 and Above	Total Wrote	Achieved 30-100%	% Achieved 30 and Above	Total Wrote	Achieved 30-100%	% Achieved 30 and Above	Total Wrote	Achieved 30-100%	% Achieved 30-100%	Total Wrote	Achieved 30-100%	% Achieved 30-100%	Total Wrote	Achieved 30-100%	% Achieved 30-100%	Total Wrote	Achieved 30-100%	% Achieved 30-100%	Total Wrote	Achieved 30-100%	% Achieved 30-100%			
					MOGALAKWENA	PIRWANA SECONDARY	2019	7023302	2				17	9	52.9						35	30	85.7	29	21	72.4				26	12	46.2	24	17	70.8	9	6
	PIRWANA SECONDARY	2018	7023302	2				19	7	36.8						30	27	90	30	17	56.7				30	18	60	19	13	68.4	11	4	36.4	11	7	63.6	
	PT MATLALA SECONDARY	2019	7023301	2	3	3	100	36	30	83.3				3	3	100	44	42	95.5	23	7	30.4				33	24	72.7	16	12	75	18	10	55.6	15	15	100
	PT MATLALA SECONDARY	2018	7023301	2	3	3	100	24	18	75				5	4	80	33	33	100							25	20	80	16	16	100	10	10	100	12	7	58.3
	RAKUDUBANE SECONDARY	2019	7021211	1										20	10	50	22	20	90.9							20	13	65				19	4	21.1	20	10	50
	RAKUDUBANE SECONDARY	2018	7021211	1										17	12	70.6	22	19	86.4							22	13	59.1				14	6	42.9	14	8	57.1
	RALELEDU SENIOR SECONDARY	2019	7023101	2							8	7	87.5	8	7	87.5	42	42	100	24	19	79.2	24	24	100	11	8	72.7	23	21	91.3	16	7	43.8	12	7	58.3
	RALELEDU SENIOR SECONDARY	2018	7023101	2							8	7	87.5	9	6	66.7	54	54	100	26	10	38.5	27	26	96.3	19	18	94.7	30	21	70	21	11	52.4	20	17	85
	RAMOGABUDI SECONDARY	2019	7022203	2	93	71	76.3				16	15	93.8	16	15	93.8	93	93	100							77	55	71.4				93	63	67.7	77	61	79.2
	RAMOGABUDI SECONDARY	2018	7022203	2	97	80	82.5				16	15	93.8	16	14	87.5	97	97	100							81	65	80.2				97	67	69.1	81	57	70.4
	RAMOLLWANE SENIOR SECONDARY	2019	7021204	2	10	1	10				10	7	70	26	7	26.9	39	38	97.4	29	19	65.5				29	7	24.1	27	15	55.6	12	1	8.3	13	4	30.8
	RAMOLLWANE SENIOR SECONDARY	2018	7021204	2	5	2	40				5	5	100	15	12	80	46	46	100	31	20	64.5				22	11	50	23	11	47.8	14	6	42.9	12	4	33.3
	SEGOBOKO SECONDARY	2019	7023208	1				13	12	92.3	10	6	60				17	17	100							12	10	83.3	11	11	100	5	4	80	6	6	100
	SEGOBOKO SECONDARY	2018	7023208	1				26	15	57.7	12	3	25				23	22	95.7							21	13	61.9	13	7	53.8	13	10	76.9	16	14	87.5
	SEKOBA SECONDARY	2019	7021302	2	4	0	0	28	18	64.3	8	5	62.5	7	4	57.1	36	34	94.4							25	8	32	14	7	50	15	3	20	22	7	31.8
	SEKOBA SECONDARY	2018	7021302	2	4	1	25	33	17	51.5	9	3	33.3	12	2	16.7	53	53	100							38	18	47.4	8	6	75	33	5	15.2	28	18	64.3

Province Districts	Centre Name	Year	Centre No	Quintile	Accounting			Agricultural Sciences			Business Studies			Economics			English First Additional Language			Geography			History			Life Sciences			Mathematical Literacy			Mathematics			Physical Sciences		
					Total Wrote	Achieved 30-100%	% Achieved 30 and Above	Total Wrote	Achieved 30-100%	% Achieved 30 and Above	Total Wrote	Achieved 30-100%	% Achieved 30 and Above	Total Wrote	Achieved 30-100%	% Achieved 30 and Above	Total Wrote	Achieved 30-100%	% Achieved 30 and Above	Total Wrote	Achieved 30-100%	% Achieved 30-100%	Total Wrote	Achieved 30-100%	% Achieved 30-100%	Total Wrote	Achieved 30-100%	% Achieved 30-100%	Total Wrote	Achieved 30-100%	% Achieved 30-100%	Total Wrote	Achieved 30-100%	% Achieved 30-100%			
					MOGALAKWENA	SENWANE SECONDARY	2019	7021210	1				22	11	50						23	18	78.3							17	9	52.9				17	0
	SENWANE SECONDARY	2018	7021210	1				15	1	6.7						15	13	86.7							15	0	0				12	0	0	12	0	0	
	SEPHUTHI SENIOR SECONDARY	2019	7023105	2	6	6	100	55	51	92.7	5	5	100	4	4	100	65	65	100						48	42	87.5	38	36	94.7	17	17	100	22	20	90.9	
	SEPHUTHI SENIOR SECONDARY	2018	7023105	2	3	3	100	42	41	97.6	5	5	100	4	4	100	50	50	100						41	41	100	24	22	91.7	18	18	100	24	22	91.7	
	SEREMA HIGH	2019	7021112	2				22	19	86.4						24	23	95.8							19	17	89.5				18	5	27.8	10	9	90	
	SEREMA HIGH	2018	7021112	2				9	4	44.4	6	2	33.3	2	1	50	13	13	100						3	3	100				5	3	60	3	3	100	
	SERITARITA SECONDARY	2019	7021313	2	9	0	0				11	1	9.1	10	1	10	94	93	98.9	48	44	91.7			43	33	76.7	15	14	93.3	51	24	47.1	52	28	53.8	
	SERITARITA SECONDARY	2018	7021313	2	8	5	62.5				9	6	66.7	10	5	50	99	99	100	52	50	96.2			53	42	79.2				59	28	47.5	50	33	66	
	SESHOATLHA SENIOR SECONDARY	2019	7021207	2				17	9	52.9						50	44	88	11	2	18.2			24	8	33.3	18	12	66.7	8	6	75	6	5	83.3		
	SESHOATLHA SENIOR SECONDARY	2018	7021207	2				14	8	57.1						29	28	96.6	6	2	33.3			29	8	27.6	14	8	57.1	5	5	100	5	2	40		
	SEWELABATHO COMMERCIAL HIGH	2019	7023305	2										19	7	36.8	32	28	87.5	32	16	50			19	7	36.8				19	0	0				
	SEWELABATHO COMMERCIAL HIGH	2018	7023305	2										15	7	46.7	18	17	94.4	15	10	66.7			17	10	58.8				17	1	5.9				
	SIYAKHELENI SECONDARY	2019	7021107	1	3	0	0									23	22	95.7						13	8	61.5				13	7	53.8	12	8	66.7		
	SIYAKHELENI SECONDARY	2018	7021107	1	5	3	60	10	6	60				7	6	85.7	17	17	100						17	11	64.7				14	6	42.9	9	6	66.7	
	SOMAVUGHA SECONDARY	2019	7022109	2	1	1	100									45	43	95.6	26	23	88.5			20	15	75	7	6	85.7	15	11	73.3	14	13	92.9		
	SOMAVUGHA SECONDARY	2018	7022109	2	11	10	90.9				12	11	91.7	11	10	90.9	81	79	97.5	38	34	89.5			39	38	97.4	15	14	93.3	30	22	73.3	22	18	81.8	



Province Districts	Centre Name	Year	Centre No	Quintile	Accounting			Agricultural Sciences			Business Studies			Economics			English First Additional Language			Geography			History			Life Sciences			Mathematical Literacy			Mathematics			Physical Sciences		
					Total Wrote	Achieved 30-100%	% Achieved 30 and Above	Total Wrote	Achieved 30-100%	% Achieved 30 and Above	Total Wrote	Achieved 30-100%	% Achieved 30 and Above	Total Wrote	Achieved 30-100%	% Achieved 30 and Above	Total Wrote	Achieved 30-100%	% Achieved 30 and Above	Total Wrote	Achieved 30-100%	% Achieved 30-100%	Total Wrote	Achieved 30-100%	% Achieved 30-100%	Total Wrote	Achieved 30-100%	% Achieved 30-100%	Total Wrote	Achieved 30-100%	% Achieved 30-100%	Total Wrote	Achieved 30-100%	% Achieved 30-100%			
					MOPANI EAST	BARANUKA SECONDARY	2019	7074206	1				11	10	90.9						91	87	95.6	76	63	82.9	50	39	78	85	49	57.6	49	35	71.4	42	19
	BARANUKA SECONDARY	2018	7074206	1				21	18	85.7						115	103	89.6	94	41	43.6	70	44	62.9	108	55	50.9	70	24	34.3	38	15	39.5	38	21	55.3	
	BOLOTSWI SECONDARY	2019	7072201	1				5	2	40						22	21	95.5	13	9	69.2	13	11	84.6	14	7	50	13	10	76.9	3	2	66.7	3	3	100	
	BOLOTSWI SECONDARY	2018	7072201	1				9	6	66.7						31	30	96.8	11	6	54.5	12	11	91.7	18	15	83.3	18	11	61.1	9	8	88.9	8	4	50	
	CHAMANDU HIGH	2019	7073301	1	11	5	45.5	40	12	30	14	8	57.1	15	5	33.3	83	74	89.2	26	8	30.8	38	31	81.6	48	17	35.4	50	22	44	9	0	0	8	5	62.5
	CHAMANDU HIGH	2018	7073301	1	18	8	44.4	22	14	63.6	18	14	77.8	18	13	72.2	61	61	100	28	14	50	15	14	93.3	43	26	60.5	34	16	47.1	27	5	18.5	21	12	57.1
	CHAMETI HIGH	2019	7073203	1				25	9	36						36	33	91.7	21	16	76.2				24	16	66.7	14	5	35.7	10	5	50	11	7	63.6	
	CHAMETI HIGH	2018	7073203	1				22	8	36.4						26	25	96.2	17	12	70.6				20	14	70	12	9	75	7	3	42.9	5	4	80	
	DUMAZI HIGH	2019	7073302	1	9	5	55.6	56	34	60.7	14	9	64.3	12	5	41.7	88	78	88.6	27	22	81.5				69	38	55.1	33	19	57.6	33	24	72.7	30	20	66.7
	DUMAZI HIGH	2018	7073302	1	9	4	44.4	84	63	75	9	5	55.6	10	5	50	111	109	98.2	46	32	69.6				84	61	72.6	67	38	56.7	35	26	74.3	35	26	74.3
	DUVULA MAHUNTSI SECONDARY	2019	7072302	2	6	5	83.3	43	27	62.8	7	1	14.3	6	3	50	76	65	85.5	34	23	67.6	14	11	78.6	41	24	58.5	46	33	71.7	12	8	66.7	9	7	77.8
	DUVULA MAHUNTSI SECONDARY	2018	7072302	2	11	5	45.5	57	36	63.2	11	10	90.9	11	9	81.8	84	84	100	35	13	37.1	22	21	95.5	73	31	42.5	65	59	90.8	19	14	73.7	16	11	68.8
	EDWARD HOMU REPEAT PART-TIME	2019	7073431	9	15	13	86.7	15	15	100	21	14	66.7	18	10	55.6	57	57	100	22	20	90.9				46	46	100	19	15	78.9	45	40	88.9	43	42	97.7
	EDWARD HOMU REPEAT PART-TIME	2018	7073431	99	15	14	93.3	16	16	100	20	16	80	15	14	93.3	63	63	100	23	21	91.3				53	48	90.6	13	13	100	59	44	74.6	52	40	76.9
	EDWARD HOMU SECONDARY	2019	7073402	2	2	1	50	29	20	69	2	2	100	2	0	0	92	92	100	29	25	86.2	32	28	87.5	86	22	25.6	65	49	75.4	27	7	25.9	28	12	42.9
	EDWARD HOMU SECONDARY	2018	7073402	2	10	9	90	56	43	76.8	10	6	60	10	7	70	66	66	100	7	6	85.7	17	17	100	56	43	76.8	30	23	76.7	36	18	50	32	21	65.6
	FAMANDHA HIGH	2019	7073309	1	8	6	75	26	22	84.6	15	11	73.3	15	9	60	78	76	97.4	38	15	39.5	30	29	96.7	54	31	57.4	48	35	72.9	23	20	87	22	19	86.4
	FAMANDHA HIGH	2018	7073309	1	10	8	80	24	20	83.3	31	15	48.4	31	14	45.2	105	104	99	71	43	60.6	54	52	96.3	74	38	51.4	75	46	61.3	30	17	56.7	20	10	50
	GAWULA HIGH	2019	7073411	1	14	12	85.7	31	16	51.6	12	12	100	14	12	85.7	51	50	98	33	23	69.7				22	17	77.3	36	29	80.6	12	7	58.3	5	5	100

Province Districts	Centre Name	Year	Centre No	Quintile	Accounting			Agricultural Sciences			Business Studies			Economics			English First Additional Language			Geography			History			Life Sciences			Mathematical Literacy			Mathematics			Physical Sciences		
					Total Wrote	Achieved 30-100%	% Achieved 30 and Above	Total Wrote	Achieved 30-100%	% Achieved 30 and Above	Total Wrote	Achieved 30-100%	% Achieved 30 and Above	Total Wrote	Achieved 30-100%	% Achieved 30 and Above	Total Wrote	Achieved 30-100%	% Achieved 30 and Above	Total Wrote	Achieved 30-100%	% Achieved 30-100%	Total Wrote	Achieved 30-100%	% Achieved 30-100%	Total Wrote	Achieved 30-100%	% Achieved 30-100%	Total Wrote	Achieved 30-100%	% Achieved 30-100%	Total Wrote	Achieved 30-100%	% Achieved 30-100%			
					MOPANI EAST	GAWULA HIGH	2018	7073411	1	18	14	77.8	16	7	43.8	18	14	77.8	18	12	66.7	40	40	100	21	16	76.2				19	11	57.9	29	24	82.8	11
	GIDELA SECONDARY	2019	7072108	1							13	4	30.8	16	10	62.5	41	38	92.7	28	14	50	31	25	80.6	25	13	52	32	17	53.1	9	9	100	10	9	90
	GIDELA SECONDARY	2018	7072108	1	11	0	0				20	7	35	22	7	31.8	54	53	98.1	34	16	47.1	32	30	93.8	32	18	56.3	44	20	45.5	10	8	80	11	11	100
	GIJA NGOVE SENIOR SECONDARY	2019	7073204	2	19	14	73.7				38	25	65.8	43	37	86	144	139	96.5	82	74	90.2	37	31	83.8	47	43	91.5	86	68	79.1	41	26	63.4	46	33	71.7
	GIJA NGOVE SENIOR SECONDARY	2018	7073204	2	29	23	79.3				90	31	34.4	135	69	51.1	223	212	95.1	139	78	56.1	79	77	97.5	74	61	82.4	196	117	59.7	39	29	74.4	57	40	70.2
	GIVA-MAHLATHI SECONDARY	2019	7073403	1	4	4	100	23	12	52.2	4	4	100	5	3	60	45	37	82.2	39	12	30.8				21	11	52.4	27	18	66.7	2	1	50			
	GIVA-MAHLATHI SECONDARY	2018	7073403	1	6	5	83.3	42	9	21.4	6	4	66.7	6	3	50	48	37	77.1	42	7	16.7				42	16	38.1	48	17	35.4						
	GIYANI HIGH	2019	7073101	3	10	5	50	39	37	94.9	12	11	91.7	12	6	50	205	205	100	106	95	89.6	36	36	100	119	92	77.3	50	39	78	126	86	68.3	108	87	80.6
	GIYANI HIGH	2018	7073101	3	18	10	55.6	34	32	94.1	24	18	75	25	18	72	230	229	99.6	91	62	68.1	42	39	92.9	107	99	92.5	68	49	72.1	124	99	79.8	115	86	74.8
	HANYANI THOMO HIGH	2019	7073404	3	20	14	70	46	27	58.7	20	11	55	20	7	35	147	147	100	114	82	71.9				114	75	65.8	82	60	73.2	48	28	58.3	46	34	73.9
	HANYANI THOMO HIGH	2018	7073404	3	52	26	50	27	21	77.8	46	26	56.5	46	29	63	176	174	98.9	113	98	86.7				130	116	89.2	79	56	70.9	97	65	67	88	69	78.4
	HASANI MNINGINISI SECONDARY	2019	7073405	1	7	7	100	22	15	68.2	6	6	100	24	13	54.2	68	62	91.2	29	21	72.4				30	16	53.3	57	34	59.6	9	6	66.7	12	9	75
	HASANI MNINGINISI SECONDARY	2018	7073405	1	8	5	62.5	16	12	75	7	4	57.1	18	15	83.3	54	54	100	30	26	86.7				36	30	83.3	40	26	65	14	9	64.3	19	14	73.7
	HATLANI MUYEXE SECONDARY	2019	7073412	1				47	40	85.1	13	7	53.8	13	11	84.6	46	45	97.8	21	17	81				33	32	97	31	26	83.9	16	9	56.3	13	8	61.5
	HATLANI MUYEXE SECONDARY	2018	7073412	1				100	54	54	28	13	46.4	26	17	65.4	107	100	93.5	56	30	53.6				59	40	67.8	63	47	74.6	20	17	85	17	13	76.5
	HAWUKA SENIOR SECONDARY	2019	7073102	1							15	12	80				31	28	90.3	24	15	62.5				8	7	87.5	12	10	83.3	9	2	22.2	8	5	62.5

Province Districts	Centre Name	Year	Centre No	Quintile	Accounting			Agricultural Sciences			Business Studies			Economics			English First Additional Language			Geography			History			Life Sciences			Mathematical Literacy			Mathematics			Physical Sciences		
					Total Wrote	Achieved 30-100%	% Achieved 30 and Above	Total Wrote	Achieved 30-100%	% Achieved 30 and Above	Total Wrote	Achieved 30-100%	% Achieved 30 and Above	Total Wrote	Achieved 30-100%	% Achieved 30 and Above	Total Wrote	Achieved 30-100%	% Achieved 30 and Above	Total Wrote	Achieved 30-100%	% Achieved 30-100%	Total Wrote	Achieved 30-100%	% Achieved 30-100%	Total Wrote	Achieved 30-100%	% Achieved 30-100%	Total Wrote	Achieved 30-100%	% Achieved 30-100%	Total Wrote	Achieved 30-100%	% Achieved 30-100%			
					MOPANI EAST	HAWUKA SENIOR SECONDARY	2018	7073102	1							37	17	45.9				94	94	100	65	32	49.2				23	22	95.7	29	10	34.5	24
	HIGH QUALITY SCIENCE	2019	7073191	9	3	2	66.7	33	13	39.4	6	0	0	6	1	16.7	39	36	92.3	25	6	24				33	13	39.4	30	11	36.7	9	1	11.1	11	2	18.2
	HIGH QUALITY SCIENCE	2018	7073191	99	9	4	44.4	40	18	45	12	8	66.7	15	7	46.7	55	53	96.4	31	7	22.6				40	19	47.5	35	15	42.9	19	9	47.4	17	10	58.8
	HINKHESILE HIGH	2019	7073502	1				45	24	53.3							37	37	100	52	35	67.3				40	29	72.5	39	25	64.1	13	5	38.5	5	5	100
	HINKHESILE HIGH	2018	7073502	1				32	18	56.3							52	51	98.1	50	31	62				36	19	52.8	25	11	44	12	4	33.3	5	4	80
	HIVUYERIWILE COMMERCIAL SECONDARY	2019	7073109	3	20	16	80	90	73	81.1	20	12	60	20	13	65	134	134	100	114	85	74.6				114	72	63.2	92	72	78.3	42	28	66.7	24	24	100
	HIVUYERIWILE COMMERCIAL SECONDARY	2018	7073109	3	28	25	89.3	36	34	94.4	28	23	82.1	28	23	82.1	84	84	100	56	52	92.9				56	51	91.1	22	18	81.8	62	23	37.1	20	20	100
	HLOMELA SECONDARY	2019	7073413	1				18	11	61.1							22	20	90.9	21	10	47.6				22	11	50	13	9	69.2	9	2	22.2	5	3	60
	HLOMELA SECONDARY	2018	7073413	1				25	6	24							30	25	83.3	31	12	38.7				31	14	45.2	22	11	50	9	4	44.4	6	2	33.3
	HLOVANI HIGH	2019	7073406	2				10	4	40							17	12	70.6	11	4	36.4				6	5	83.3				4	0	0			
	HLOVANI HIGH	2018	7073406	2				11	5	45.5							15	15	100	12	8	66.7				17	7	41.2				8	1	12.5			
	HOERSKOOL FRANS DU TOIT	2019	7074202	5	9	8	88.9				74	59	79.7	29	23	79.3	129	129	100	111	105	94.6				72	55	76.4	81	80	98.8	92	61	66.3	70	55	78.6
	HOERSKOOL FRANS DU TOIT	2018	7074202	5	16	12	75				90	55	61.1	31	29	93.5	118	118	100	92	83	90.2				69	65	94.2	78	73	93.6	83	60	72.3	60	56	93.3
	HOLA-PONDO SECONDARY	2019	7073103	3				27	15	55.6							37	34	91.9	37	17	45.9				33	11	33.3	31	17	54.8	6	2	33.3	6	5	83.3
	HOLA-PONDO SECONDARY	2018	7073103	3				20	14	70							33	33	100	33	22	66.7				26	18	69.2	14	11	78.6	12	4	33.3	13	9	69.2
	HONOKA COMBINED SCHOOL	2019	7073111	1				16	13	81.3							19	19	100	13	6	46.2				15	9	60	10	7	70	7	4	57.1	5	5	100



Province Districts	Centre Name	Year	Centre No	Quintile	Accounting			Agricultural Sciences			Business Studies			Economics			English First Additional Language			Geography			History			Life Sciences			Mathematical Literacy			Mathematics			Physical Sciences		
					Total Wrote	Achieved 30-100%	% Achieved 30 and Above	Total Wrote	Achieved 30-100%	% Achieved 30 and Above	Total Wrote	Achieved 30-100%	% Achieved 30 and Above	Total Wrote	Achieved 30-100%	% Achieved 30 and Above	Total Wrote	Achieved 30-100%	% Achieved 30 and Above	Total Wrote	Achieved 30-100%	% Achieved 30-100%	Total Wrote	Achieved 30-100%	% Achieved 30-100%	Total Wrote	Achieved 30-100%	% Achieved 30-100%	Total Wrote	Achieved 30-100%	% Achieved 30-100%	Total Wrote	Achieved 30-100%	% Achieved 30-100%			
					MOPANI EAST	HONOKA COMBINED SCHOOL	2018	7073111	1				24	13	54.2						17	17	100	11	8	72.7				19	14	73.7	15	12	80	5	2
	JIM RHANGANI SECONDARY	2019	7073303	1	3	2	66.7						19	17	89.5	29	29	100	26	23	88.5				29	25	86.2				29	1	3.4	10	5	50	
	JIM RHANGANI SECONDARY	2018	7073303	1	7	5	71.4				11	7	63.6	19	12	63.2	30	30	100	23	21	91.3				19	18	94.7				30	4	13.3	11	10	90.9
	KHANYISA EDUCATION CENTRE	2019	7073391	9	29	29	100				11	11	100				41	41	100	24	24	100				53	53	100	2	2	100	51	50	98	42	42	100
	KHANYISA EDUCATION CENTRE	2018	7073391	99	27	27	100				12	11	91.7				38	38	100	21	21	100				47	46	97.9	6	6	100	41	38	92.7	34	32	94.1
	KHATOLA HIGH	2019	7072109	1				40	19	47.5							40	37	92.5	40	18	45				40	16	40	40	21	52.5						
	KHATOLA HIGH	2018	7072109	1				36	24	66.7							36	35	97.2	36	16	44.4				36	22	61.1	36	22	61.1						
	KHEALE SECONDARY	2019	7072110	1				33	26	78.8							52	50	96.2	19	11	57.9	20	9	45	52	34	65.4	32	23	71.9	20	17	85	32	26	81.3
	KHEALE SECONDARY	2018	7072110	1	5	2	40	25	22	88	6	4	66.7	9	2	22.2	56	56	100	23	11	47.8	23	16	69.6	50	36	72	32	24	75	24	18	75	27	23	85.2
	KHEODI HIGH	2019	7072111	1	10	3	30	36	26	72.2				30	9	30	132	119	90.2				55	16	29.1	45	20	44.4	78	28	35.9	11	4	36.4	38	10	26.3
	KHEODI HIGH	2018	7072111	1	15	10	66.7	18	18	100	30	9	30	23	9	39.1	65	65	100	6	1	16.7				28	23	82.1	45	34	75.6	17	10	58.8	27	17	63
	KHETO NXUMAYO AGRICULTURAL HIGH	2019	7073304	1				58	52	89.7							62	62	100	48	43	89.6				62	40	64.5	44	41	93.2	18	6	33.3	18	12	66.7
	KHETO NXUMAYO AGRICULTURAL HIGH	2018	7073304	1				41	36	87.8							41	41	100	29	22	75.9				41	29	70.7	29	20	69	12	5	41.7	12	10	83.3
	KHOMANI MBHALATI SECONDARY	2019	7073205	1				24	20	83.3				1	1	100	33	33	100	19	15	78.9				20	17	85	14	13	92.9	11	7	63.6	6	4	66.7
	KHOMANI MBHALATI SECONDARY	2018	7073205	1				37	27	73				4	2	50	48	48	100	28	20	71.4				32	28	87.5	22	15	68.2	12	9	75	8	8	100
	KHUBUDI SECONDARY	2019	7071109	1	6	4	66.7				7	6	85.7	6	6	100	39	39	100	33	20	60.6	33	26	78.8	32	16	50	39	23	59						
	KHUBUDI SECONDARY	2018	7071109	1	9	9	100				12	10	83.3	9	9	100	37	35	94.6	28	16	57.1	27	26	96.3	25	11	44	37	23	62.2						

Province Districts	Centre Name	Year	Centre No	Quintile	Accounting			Agricultural Sciences			Business Studies			Economics			English First Additional Language			Geography			History			Life Sciences			Mathematical Literacy			Mathematics			Physical Sciences		
					Total Wrote	Achieved 30-100%	% Achieved 30 and Above	Total Wrote	Achieved 30-100%	% Achieved 30 and Above	Total Wrote	Achieved 30-100%	% Achieved 30 and Above	Total Wrote	Achieved 30-100%	% Achieved 30 and Above	Total Wrote	Achieved 30-100%	% Achieved 30 and Above	Total Wrote	Achieved 30-100%	% Achieved 30-100%	Total Wrote	Achieved 30-100%	% Achieved 30-100%	Total Wrote	Achieved 30-100%	% Achieved 30-100%	Total Wrote	Achieved 30-100%	% Achieved 30-100%	Total Wrote	Achieved 30-100%	% Achieved 30-100%			
					MOPANI EAST	KHUDUGANE SECONDARY	2019	7072306	2											119	119	100	119	94	79	88	87	98.9	119	68	57.1	88	58	65.9	31	20	64.5
	KHUDUGANE SECONDARY	2018	7072306	2											79	79	100	79	45	57	57	51	89.5	79	56	70.9	57	42	73.7	22	13	59.1	22	19	86.4		
	KOLOBETONA SECONDARY	2019	7072307	1				18	11	61.1					41	41	100	30	19	63.3	28	27	96.4	41	17	41.5	28	18	64.3	18	2	11.1	11	6	54.5		
	KOLOBETONA SECONDARY	2018	7072307	1				17	6	35.3					46	45	97.8	32	5	15.6	29	26	89.7	46	14	30.4	29	12	41.4	17	3	17.6	14	4	28.6		
	LEBEKO HIGH	2019	7074101	3	4	2	50	97	41	42.3			33	5	15.2	167	153	91.6	18	16	88.9	113	65	57.5	68	32	47.1	66	44	66.7	33	10	30.3	34	19	55.9	
	LEBEKO HIGH	2018	7074101	3	13	3	23.1	77	40	51.9	14	1	7.1	14	4	28.6	100	97	97	54	29	53.7	58	45	77.6	36	30	83.3	65	35	53.8	28	9	32.1	28	20	71.4
	LEPATO M HIGH	2019	7074107	3	10	4	40				11	8	72.7	10	5	50	95	90	94.7	72	54	75	50	35	70	69	22	31.9	57	35	61.4	31	13	41.9	31	16	51.6
	LEPATO M HIGH	2018	7074107	3	12	4	33.3				11	6	54.5	11	6	54.5	104	104	100	92	65	70.7	43	41	95.3	93	59	63.4	72	51	70.8	32	20	62.5	50	33	66
	LEPHAI SECONDARY	2019	7072401	1	13	2	15.4	16	11	68.8	13	5	38.5	17	9	52.9	83	83	100	69	58	84.1	35	35	100	64	55	85.9	62	45	72.6	21	8	38.1	18	12	66.7
	LEPHAI SECONDARY	2018	7072401	1	14	6	42.9	43	25	58.1	14	10	71.4	20	13	65	113	111	98.2	99	59	59.6	31	31	100	93	64	68.8	84	52	61.9	28	14	50	25	19	76
	MACEMA SECONDARY	2019	7073104	1	19	18	94.7	47	40	85.1	26	19	73.1	27	16	59.3	94	93	98.9	60	50	83.3				65	58	89.2	62	49	79	31	25	80.6	30	29	96.7
	MACEMA SECONDARY	2018	7073104	1	14	13	92.9	51	38	74.5	25	12	48	25	9	36	91	91	100	61	37	60.7				64	57	89.1	45	34	75.6	40	36	90	36	31	86.1
	MACHEPELELE SECONDARY	2019	7072405	1												32	32	100	32	32	100				31	29	93.5				29	26	89.7	32	30	93.8	
	MACHEPELELE SECONDARY	2018	7072405	1												44	44	100	44	40	90.9				44	37	84.1				41	37	90.2	44	32	72.7	
	MAFUMANI SECONDARY	2019	7073401	3	26	20	76.9	33	20	60.6	26	19	73.1	26	20	76.9	133	132	99.2	107	73	68.2	42	39	92.9	65	26	40	96	83	86.5	37	13	35.1	32	20	62.5
	MAFUMANI SECONDARY	2018	7073401	3	16	14	87.5	14	9	64.3	16	11	68.8	16	15	93.8	102	102	100	88	71	80.7	41	34	82.9	47	36	76.6	41	24	58.5	63	18	28.6	33	21	63.6
	MAGOLETSA SENIOR SECONDARY	2019	7071102	3				39	31	79.5						60	60	100	48	30	62.5	21	19	90.5	35	24	68.6	43	34	79.1	17	4	23.5	12	6	50	

Province Districts	Centre Name	Year	Centre No	Quintile	Accounting			Agricultural Sciences			Business Studies			Economics			English First Additional Language			Geography			History			Life Sciences			Mathematical Literacy			Mathematics			Physical Sciences		
					Total Wrote	Achieved 30-100%	% Achieved 30 and Above	Total Wrote	Achieved 30-100%	% Achieved 30 and Above	Total Wrote	Achieved 30-100%	% Achieved 30 and Above	Total Wrote	Achieved 30-100%	% Achieved 30 and Above	Total Wrote	Achieved 30-100%	% Achieved 30 and Above	Total Wrote	Achieved 30-100%	% Achieved 30-100%	Total Wrote	Achieved 30-100%	% Achieved 30-100%	Total Wrote	Achieved 30-100%	% Achieved 30-100%	Total Wrote	Achieved 30-100%	% Achieved 30-100%	Total Wrote	Achieved 30-100%	% Achieved 30-100%			
					MAGOLESA SENIOR SECONDARY	2018	7071102	3				39	20	51.3							58	58	100	45	14	31.1	20	18	90	38	16	42.1	47	24	51.1	11	2
MAGULASAVI HIGH	2019	7073503	1	3	3	100	19	13	68.4	8	8	100	13	7	53.8	100	78	78	34	27	79.4				29	28	96.6	33	23	69.7	16	6	37.5	18	10	55.6	
MAGULASAVI HIGH	2018	7073503	1	10	2	20	15	10	66.7	20	10	50	21	14	66.7	53	48	90.6	24	17	70.8				28	18	64.3	32	17	53.1	13	6	46.2	13	5	38.5	
MAHUDU SECONDARY	2019	7072406	1	13	8	61.5				13	5	38.5	13	6	46.2	67	65	97	55	39	70.9	39	33	84.6	47	31	66	44	27	61.4	17	4	23.5	16	16	100	
MAHUDU SECONDARY	2018	7072406	1	10	4	40				10	4	40	10	2	20	48	46	95.8	38	25	65.8	25	21	84	38	27	71.1	35	15	42.9	13	9	69.2	13	12	92.3	
MAHUMANI HIGH	2019	7073206	2				96	44	45.8							104	100	96.2	50	14	28	36	28	77.8	36	29	80.6	47	34	72.3	27	5	18.5	27	11	40.7	
MAHUMANI HIGH	2018	7073206	2	6	3	50	140	40	28.6	7	3	42.9	35	11	31.4	151	134	88.7	52	11	21.2	67	41	61.2	44	17	38.6	73	32	43.8	47	6	12.8	41	10	24.4	
MAJEJE HIGH	2019	7074203	3	21	13	61.9	26	23	88.5	43	25	58.1	50	29	58	186	185	99.5	126	102	81	71	47	66.2	102	85	83.3	109	84	77.1	43	35	81.4	45	37	82.2	
MAJEJE HIGH	2018	7074203	3	28	15	53.6	27	22	81.5	46	22	47.8	46	27	58.7	240	240	100	178	102	57.3	107	85	79.4	180	116	64.4	137	70	51.1	85	46	54.1	86	38	44.2	
MAKALA SECONDARY SCHOOL	2019	7072303	1							26	21	80.8	24	19	79.2	82	81	98.8	75	69	92	40	40	100	49	35	71.4	61	53	86.9	13	12	92.3	13	12	92.3	
MAKALA SECONDARY SCHOOL	2018	7072303	1							17	17	100	17	16	94.1	66	66	100	66	61	92.4	32	32	100	49	39	79.6	48	45	93.8	17	16	94.1	17	16	94.1	
MAKGOPELE HIGH	2019	7072203	1													30	30	100	30	29	96.7	14	14	100	30	25	83.3	19	17	89.5	11	8	72.7	16	15	93.8	
MAKGOPELE HIGH	2018	7072203	1				10	3	30							49	49	100	49	41	83.7	19	19	100	39	33	84.6	28	20	71.4	21	16	76.2	30	23	76.7	
MAKHAKA SECONDARY	2019	7072112	1													60	57	95	60	32	53.3	50	36	72	60	19	31.7	50	38	76	10	5	50	10	8	80	
MAKHAKA SECONDARY	2018	7072112	1													40	40	100	38	25	65.8	29	27	93.1	38	21	55.3	31	27	87.1	9	4	44.4	12	9	75	
MAKHETO SECONDARY	2019	7073511	1										9	8	88.9	36	36	100	43	31	72.1				39	25	64.1	30	25	83.3	11	7	63.6	7	6	85.7	
MAKHETO SECONDARY	2018	7073511	1										6	6	100	22	22	100	26	15	57.7				21	17	81	17	9	52.9	9	5	55.6	7	4	57.1	
MAKHWIVIRINI SECONDARY	2019	7073501	1													23	23	100	20	18	90	12	12	100	16	10	62.5	15	13	86.7	4	3	75	4	2	50	
MAKHWIVIRINI SECONDARY	2018	7073501	1													40	37	92.5	40	16	40	19	14	73.7	26	12	46.2	31	9	29	9	4	44.4	7	6	85.7	

Province Districts	Centre Name	Year	Centre No	Quintile	Accounting			Agricultural Sciences			Business Studies			Economics			English First Additional Language			Geography			History			Life Sciences			Mathematical Literacy			Mathematics			Physical Sciences		
					Total Wrote	Achieved 30-100%	% Achieved 30 and Above	Total Wrote	Achieved 30-100%	% Achieved 30 and Above	Total Wrote	Achieved 30-100%	% Achieved 30 and Above	Total Wrote	Achieved 30-100%	% Achieved 30 and Above	Total Wrote	Achieved 30-100%	% Achieved 30 and Above	Total Wrote	Achieved 30-100%	% Achieved 30-100%	Total Wrote	Achieved 30-100%	% Achieved 30-100%	Total Wrote	Achieved 30-100%	% Achieved 30-100%	Total Wrote	Achieved 30-100%	% Achieved 30-100%	Total Wrote	Achieved 30-100%	% Achieved 30-100%			
					MOPANI EAST	MAKIKELE SECONDARY	2019	7074208	3	5	4	80	40	26	65	14	7	50	17	6	35.3	77	74	96.1	28	10	35.7				44	21	47.7	33	14	42.4	28
	MAKIKELE SECONDARY	2018	7074208	3	8	2	25	48	28	58.3	22	6	27.3	22	8	36.4	88	83	94.3	51	10	19.6				59	30	50.8	40	16	40	44	28	63.6	38	25	65.8
	MAKOMA SENIOR SECONDARY	2019	7072202	1				29	16	55.2							29	28	96.6				22	14	63.6	29	8	27.6	22	15	68.2	7	2	28.6	7	7	100
	MAKOMA SENIOR SECONDARY	2018	7072202	1				30	23	76.7							30	30	100				16	14	87.5	30	19	63.3	16	11	68.8	14	13	92.9	14	14	100
	MAKOVONGO HIGH	2019	7073407	3				77	57	74							89	88	98.9	58	48	82.8				65	32	49.2	61	48	78.7	15	8	53.3	17	8	47.1
	MAKOVONGO HIGH	2018	7073407	3				72	47	65.3							72	71	98.6	56	51	91.1				63	50	79.4	46	37	80.4	17	14	82.4	9	8	88.9
	MALENGA HIGH	2019	7073201	2	15	9	60	50	41	82	22	6	27.3	13	8	61.5	100	99	99	61	52	85.2	19	14	73.7	60	41	68.3	55	44	80	29	16	55.2	14	12	85.7
	MALENGA HIGH	2018	7073201	2	7	3	42.9	40	29	72.5	12	10	83.3	8	7	87.5	84	84	100	45	41	91.1	23	21	91.3	50	32	64	48	27	56.3	26	14	53.8	21	16	76.2
	MAMPEULE SECONDARY	2019	7072204	1	4	1	25	33	15	45.5	8	4	50	2	0	0	35	35	100	8	6	75	19	14	73.7	31	8	25.8	31	18	58.1	3	1	33.3			
	MAMPEULE SECONDARY	2018	7072204	1	9	8	88.9	34	27	79.4	17	8	47.1				34	34	100				17	14	82.4	25	9	36	26	18	69.2	7	4	57.1			
	MANDELA BARLOWORLD AGRICULTURAL HIGH	2019	7071108	4				72	71	98.6							88	88	100							72	62	86.1	52	46	88.5	36	27	75	35	33	94.3
	MANDELA BARLOWORLD AGRICULTURAL HIGH	2018	7071108	4				86	70	81.4							106	106	100							86	65	75.6	63	40	63.5	43	25	58.1	48	33	68.8
	MANGHEZI SECONDARY	2019	7073207	1				17	15	88.2							23	23	100	22	21	95.5				19	13	68.4	16	16	100	7	6	85.7	7	7	100
	MANGHEZI SECONDARY	2018	7073207	1				7	6	85.7							30	29	96.7	29	26	89.7				23	22	95.7	4	4	100	20	19	95	19	19	100
	MANGOAKO SECONDARY	2019	7072407	2	20	14	70				19	13	68.4	17	8	47.1	103	101	98.1	78	61	78.2	69	51	73.9	88	41	46.6	76	43	56.6	34	19	55.9	30	21	70
	MANGOAKO SECONDARY	2018	7072407	2	19	9	47.4				19	9	47.4	19	10	52.6	88	86	97.7	68	44	64.7	37	33	89.2	69	50	72.5	52	37	71.2	35	11	31.4	32	15	46.9

Province Districts	Centre Name	Year	Centre No	Quintile	Accounting			Agricultural Sciences			Business Studies			Economics			English First Additional Language			Geography			History			Life Sciences			Mathematical Literacy			Mathematics			Physical Sciences		
					Total Wrote	Achieved 30-100%	% Achieved 30 and Above	Total Wrote	Achieved 30-100%	% Achieved 30 and Above	Total Wrote	Achieved 30-100%	% Achieved 30 and Above	Total Wrote	Achieved 30-100%	% Achieved 30 and Above	Total Wrote	Achieved 30-100%	% Achieved 30 and Above	Total Wrote	Achieved 30-100%	% Achieved 30 and Above	Total Wrote	Achieved 30-100%	% Achieved 30-100%	Total Wrote	Achieved 30-100%	% Achieved 30-100%	Total Wrote	Achieved 30-100%	% Achieved 30-100%	Total Wrote	Achieved 30-100%	% Achieved 30-100%			
					MOPANI EAST	MANOKWE SECONDARY	2019	7071103	1											14	14	100	14	12	85.7	14	14	100	14	7	50	14	9	64.3			
	MANOKWE SECONDARY	2018	7071103	1											14	14	100	14	14	100	14	14	100	14	12	85.7	14	13	92.9								
	MANONYANENG SECONDARY	2019	7072113	1	10	7	70	42	24	57.1	10	7	70	26	12	46.2	77	72	93.5	25	11	44	31	18	58.1	35	20	57.1	49	29	59.2	18	9	50	33	14	42.4
	MANONYANENG SECONDARY	2018	7072113	1	15	10	66.7	64	35	54.7	15	13	86.7	16	13	81.3	81	81	100	30	16	53.3	30	29	96.7	35	23	65.7	55	38	69.1	26	20	76.9	35	19	54.3
	MANWAGAE	2019	7072208	1				29	13	44.8						36	36	100	36	20	55.6	14	5	35.7	22	17	77.3	27	14	51.9	9	3	33.3	7	2	28.6	
	MANWAGAE	2018	7072208	1				29	22	75.9						49	49	100	49	36	73.5	11	11	100	38	38	100	22	16	72.7	27	18	66.7	20	13	65	
	MAOLWE SENIOR SECONDARY	2019	7071104	1				28	21	75				14	7	50	62	62	100	62	46	74.2	19	18	94.7	43	32	74.4	40	34	85	21	8	38.1	20	17	85
	MAOLWE SENIOR SECONDARY	2018	7071104	1				22	10	45.5				21	4	19	62	61	98.4	65	50	76.9	29	25	86.2	34	30	88.2	43	24	55.8	22	13	59.1	20	19	95
	MAPHOKWANE SECONDARY	2019	7074102	3	32	29	90.6	58	48	82.8	33	30	90.9	35	24	68.6	172	171	99.4	45	42	93.3	71	63	88.7	93	56	60.2	99	82	82.8	43	32	74.4	45	43	95.6
	MAPHOKWANE SECONDARY	2018	7074102	3	46	40	87	55	49	89.1	46	44	95.7	48	46	95.8	158	158	100	46	45	97.8	61	61	100	99	84	84.8	98	90	91.8	45	40	88.9	44	43	97.7
	MAPHUSHA HIGH	2019	7073208	1				18	9	50						83	76	91.6	54	38	70.4	46	37	80.4	53	31	58.5	47	29	61.7	17	12	70.6	14	11	78.6	
	MAPHUSHA HIGH	2018	7073208	1	11	6	54.5	16	13	81.3	10	7	70	10	9	90	65	65	100	51	37	72.5	22	22	100	53	49	92.5	42	32	76.2	22	20	90.9	16	13	81.3
	MARUATONA SECONDARY	2019	7072408	2	4	3	75									61	56	91.8	50	34	68	38	29	76.3	47	21	44.7	38	22	57.9	22	13	59.1	23	19	82.6	
	MARUATONA SECONDARY	2018	7072408	2												34	34	100	34	19	55.9	29	29	100	34	18	52.9	29	18	62.1	5	3	60	5	4	80	
	MASALANABO HIGH	2019	7071201	1	10	5	50	31	29	93.5	10	5	50	11	5	45.5	58	56	96.6	30	27	90	15	12	80	42	16	38.1	41	36	87.8	12	5	41.7	11	5	45.5
	MASALANABO HIGH	2018	7071201	1	7	2	28.6	43	23	53.5	9	5	55.6	7	4	57.1	75	72	96	39	15	38.5	19	11	57.9	51	15	29.4	52	27	51.9	17	4	23.5	14	9	64.3
	MASASWIVONA SECONDARY	2019	7074207	3										10	6	60	53	43	81.1	51	24	47.1				33	7	21.2	11	10	90.9	23	1	4.3	22	6	27.3





Province Districts	Centre Name	Year	Centre No	Quintile	Accounting			Agricultural Sciences			Business Studies			Economics			English First Additional Language			Geography			History			Life Sciences			Mathematical Literacy			Mathematics			Physical Sciences		
					Total Wrote	Achieved 30-100%	% Achieved 30 and Above	Total Wrote	Achieved 30-100%	% Achieved 30 and Above	Total Wrote	Achieved 30-100%	% Achieved 30 and Above	Total Wrote	Achieved 30-100%	% Achieved 30 and Above	Total Wrote	Achieved 30-100%	% Achieved 30 and Above	Total Wrote	Achieved 30-100%	% Achieved 30-100%	Total Wrote	Achieved 30-100%	% Achieved 30-100%	Total Wrote	Achieved 30-100%	% Achieved 30-100%	Total Wrote	Achieved 30-100%	% Achieved 30-100%	Total Wrote	Achieved 30-100%	% Achieved 30-100%			
					MOPANI EAST	MAVALANI HIGH	2019	7073306	1	8	6	75	76	60	78.9	7	6	85.7	7	5	71.4	118	110	93.2	69	58	84.1	30	22	73.3	93	50	53.8	86	48	55.8	23
	MAVALANI HIGH	2018	7073306	1	8	4	50	72	55	76.4	8	8	100	8	7	87.5	100	99	99	59	52	88.1	33	33	100	92	49	53.3	72	55	76.4	28	17	60.7	20	17	85
	MBHANGAZEKI HIGH	2019	7073307	2	4	4	100	23	22	95.7	4	4	100	4	4	100	48	48	100	44	41	93.2				44	39	88.6	27	27	100	21	13	61.9	21	19	90.5
	MBHANGAZEKI HIGH	2018	7073307	2	13	11	84.6	39	34	87.2	13	13	100	13	13	100	64	64	100	51	39	76.5				51	45	88.2	52	50	96.2	12	11	91.7	12	12	100
	MERIDIAN COLLEGE PHALABORWA	2019	7074291	9	4	4	100				25	24	96	23	22	95.7	33	33	100	41	41	100				20	19	95	16	16	100	29	17	58.6	22	19	86.4
	MERIDIAN COLLEGE PHALABORWA	2018	7074291	99	7	6	85.7				29	16	55.2	33	29	87.9	43	43	100	51	48	94.1				30	28	93.3	30	28	93.3	28	18	64.3	24	24	100
	MMABA SECONDARY	2019	7072101	1				22	22	100							35	35	100	24	23	95.8	13	13	100	35	20	57.1	24	22	91.7	11	10	90.9	11	11	100
	MMABA SECONDARY	2018	7072101	1				26	26	100							44	44	100	30	25	83.3	18	18	100	44	35	79.5	29	27	93.1	15	15	100	14	14	100
	MODIKA SECONDARY	2019	7071106	1													23	23	100	24	13	54.2	26	9	34.6	19	5	26.3	19	12	63.2						
	MODIKA SECONDARY	2018	7071106	1													23	23	100	23	20	87	23	16	69.6	23	8	34.8	23	16	69.6						
	MODISHA SECONDARY	2019	7072301	1	8	8	100	11	9	81.8	8	8	100	8	8	100	29	29	100	11	11	100	8	8	100	22	15	68.2	16	16	100	14	9	64.3	14	12	85.7
	MODISHA SECONDARY	2018	7072301	1	11	10	90.9	31	16	51.6	11	11	100	11	8	72.7	70	70	100	28	23	82.1	36	33	91.7	59	34	57.6	40	22	55	30	14	46.7	23	19	82.6
	MODUMAANE SECONDARY	2019	7071211	1				29	18	62.1							56	55	98.2	50	42	84				51	41	80.4	25	18	72	28	6	21.4	24	18	75
	MODUMAANE SECONDARY	2018	7071211	1													40	40	100	40	23	57.5				40	30	75	19	12	63.2	21	5	23.8	40	12	30
	MOKOPE SENIOR SECONDARY	2019	7071204	1	24	18	75	92	43	46.7	33	14	42.4	34	13	38.2	149	144	96.6	68	40	58.8	72	48	66.7	32	20	62.5	100	71	71	15	11	73.3	23	10	43.5
	MOKOPE SENIOR SECONDARY	2018	7071204	1	25	16	64	81	38	46.9	32	16	50	29	20	69	121	121	100	63	20	31.7	55	51	92.7	31	28	90.3	101	68	67.3	15	15	100	28	16	57.1
	MOKOTO HIGH	2019	7072206	1	10	9	90	9	4	44.4	10	8	80	13	12	92.3	50	48	96	25	21	84	26	21	80.8	15	9	60	35	21	60	12	5	41.7	8	5	62.5
	MOKOTO HIGH	2018	7072206	1	11	8	72.7				11	11	100	11	10	90.9	26	26	100	15	8	53.3	15	15	100	15	6	40	20	14	70	6	1	16.7			
	MOKUTU SECONDARY	2019	7072103	1				28	26	92.9							109	108	99.1	81	63	77.8	69	64	92.8	109	62	56.9	89	72	80.9	20	17	85	40	30	75



Province Districts	Centre Name	Year	Centre No	Quintile	Accounting			Agricultural Sciences			Business Studies			Economics			English First Additional Language			Geography			History			Life Sciences			Mathematical Literacy			Mathematics			Physical Sciences		
					Total Wrote	Achieved 30-100%	% Achieved 30 and Above	Total Wrote	Achieved 30-100%	% Achieved 30 and Above	Total Wrote	Achieved 30-100%	% Achieved 30 and Above	Total Wrote	Achieved 30-100%	% Achieved 30 and Above	Total Wrote	Achieved 30-100%	% Achieved 30 and Above	Total Wrote	Achieved 30-100%	% Achieved 30 and Above	Total Wrote	Achieved 30-100%	% Achieved 30-100%	Total Wrote	Achieved 30-100%	% Achieved 30-100%	Total Wrote	Achieved 30-100%	% Achieved 30-100%	Total Wrote	Achieved 30-100%	% Achieved 30-100%			
					MOPANI EAST	MOKUTU SECONDARY	2018	7072103	1	33	14	42.4	28	24	85.7	33	19	57.6	33	19	57.6	138	131	94.9	77	48	62.3	63	57	90.5	105	65	61.9	106	77	72.6	32
	MOLAI JUBILEE SENIOR SECONDARY	2019	7071208	1												40	40	100	40	39	97.5	22	22	100	40	33	82.5	22	18	81.8	18	10	55.6	18	13	72.2	
	MOLAI JUBILEE SENIOR SECONDARY	2018	7071208	1												43	43	100	43	28	65.1	30	27	90	43	27	62.8	30	12	40	13	10	76.9	13	12	92.3	
	MOLATE SECONDARY	2019	7072114	1	16	8	50				35	27	77.1	19	12	63.2	59	59	100	43	41	95.3				40	18	45	38	31	81.6	21	10	47.6	24	14	58.3
	MOLATE SECONDARY	2018	7072114	1	8	6	75				29	19	65.5	14	6	42.9	48	47	97.9	39	32	82.1				34	26	76.5	34	27	79.4	13	7	53.8	19	11	57.9
	MORWATSHEHLA SECONDARY	2019	7071205	1												56	53	94.6	44	30	68.2	32	30	93.8	13	10	76.9	32	25	78.1	12	7	58.3	11	9	81.8	
	MORWATSHEHLA SECONDARY	2018	7071205	1				12	11	91.7						39	39	100	22	9	40.9	18	18	100	12	11	91.7	22	18	81.8	9	6	66.7	7	6	85.7	
	MOTLOBONI COMBINED	2019	7071212	1	5	5	100				5	5	100	5	5	100	32	32	100	27	27	100				27	25	92.6	5	5	100	27	12	44.4	27	25	92.6
	MOTLOBONI COMBINED	2018	7071212	1	9	9	100				8	8	100	8	8	100	30	30	100	21	18	85.7				22	20	90.9	5	5	100	25	21	84	22	20	90.9
	MOTSIPA SECONDARY	2019	7071209	1	3	3	100				15	6	40	10	5	50	38	38	100	33	31	93.9				24	18	75	20	13	65	16	12	75	18	16	88.9
	MOTSIPA SECONDARY	2018	7071209	1	16	14	87.5				20	12	60	19	14	73.7	41	41	100	25	15	60				17	17	100	20	12	60	16	14	87.5	18	13	72.2
	MPHIRI-O-TEE SECONDARY SCHOOL	2019	7072210	1	16	12	75				30	16	53.3	17	10	58.8	61	61	100	33	26	78.8				29	24	82.8	35	27	77.1	21	16	76.2	17	16	94.1
	MPHIRI-O-TEE SECONDARY SCHOOL	2018	7072210	1	9	9	100				21	14	66.7	9	9	100	40	40	100	31	30	96.8				31	30	96.8	13	13	100	27	21	77.8	19	17	89.5
	MPHUMA SECONDARY	2019	7072308	1	16	6	37.5				17	8	47.1	16	4	25	100	97	97	56	41	73.2	61	51	83.6	56	17	30.4	78	38	48.7	5	3	60	11	5	45.5
	MPHUMA SECONDARY	2018	7072308	1	16	2	12.5				16	10	62.5	16	11	68.8	64	64	100	48	38	79.2	35	35	100	48	34	70.8	56	42	75	8	7	87.5	13	9	69.2
	MUHAWU SECONDARY	2019	7073410	1							15	2	13.3				34	31	91.2	35	12	34.3				22	4	18.2	16	6	37.5	6	2	33.3	9	6	66.7
	MUHAWU SECONDARY	2018	7073410	1							7	4	57.1				25	24	96	25	13	52				24	15	62.5	5	3	60	8	3	37.5	7	6	85.7

Province Districts	Centre Name	Year	Centre No	Quintile	Accounting			Agricultural Sciences			Business Studies			Economics			English First Additional Language			Geography			History			Life Sciences			Mathematical Literacy			Mathematics			Physical Sciences		
					Total Wrote	Achieved 30-100%	% Achieved 30 and Above	Total Wrote	Achieved 30-100%	% Achieved 30 and Above	Total Wrote	Achieved 30-100%	% Achieved 30 and Above	Total Wrote	Achieved 30-100%	% Achieved 30 and Above	Total Wrote	Achieved 30-100%	% Achieved 30 and Above	Total Wrote	Achieved 30-100%	% Achieved 30-100%	Total Wrote	Achieved 30-100%	% Achieved 30-100%	Total Wrote	Achieved 30-100%	% Achieved 30-100%	Total Wrote	Achieved 30-100%	% Achieved 30-100%	Total Wrote	Achieved 30-100%	% Achieved 30-100%			
					MOPANI EAST	MUKULA SECONDARY	2019	7073213	2	3	3	100	29	26	89.7	4	4	100	11	7	63.6	68	68	100	11	11	100	50	49	98	48	45	93.8	37	32	86.5	27
	MUKULA SECONDARY	2018	7073213	2	10	10	100	37	22	59.5	10	9	90	33	14	42.4	113	108	95.6	20	18	90	76	76	100	60	53	88.3	77	49	63.6	24	18	75	35	29	82.9
	NAHAKWE SECONDARY	2019	7072402	1												80	80	100	77	56	72.7	47	44	93.6	59	21	35.6	38	27	71.1	22	9	40.9	29	17	58.6	
	NAHAKWE SECONDARY	2018	7072402	1												57	57	100	58	39	67.2	30	29	96.7	58	38	65.5	28	18	64.3	30	16	53.3	28	20	71.4	
	NDENGEZA HIGH	2019	7073105	1				7	4	57.1						73	70	95.9	59	41	69.5	7	7	100	57	36	63.2	34	25	73.5	24	6	25	22	19	86.4	
	NDENGEZA HIGH	2018	7073105	1	8	7	87.5	12	10	83.3	8	7	87.5	10	5	50	65	65	100	40	26	65	5	5	100	47	36	76.6	34	24	70.6	22	4	18.2	18	18	100
	NDHAMBHI HIGH	2019	7073506	1	5	5	100	48	39	81.3	7	7	100	15	13	86.7	98	97	99	45	41	91.1	23	22	95.7	54	40	74.1	72	58	80.6	17	12	70.6	15	13	86.7
	NDHAMBHI HIGH	2018	7073506	1	12	11	91.7	56	50	89.3	8	7	87.5	15	13	86.7	84	84	100	53	47	88.7	12	11	91.7	66	46	69.7	65	58	89.2	16	10	62.5	11	8	72.7
	NDINDANI-HLOMELA SECONDARY	2019	7073408	1				35	20	57.1						44	39	88.6	40	27	67.5				42	18	42.9	33	23	69.7	9	5	55.6	5	4	80	
	NDINDANI-HLOMELA SECONDARY	2018	7073408	1				49	29	59.2						57	55	96.5	49	36	73.5				50	38	76	34	25	73.5	23	15	65.2	7	6	85.7	
	NGHONYAMA SECONDARY	2019	7073504	1	23	22	95.7	35	35	100	31	21	67.7	24	21	87.5	184	183	99.5	116	98	84.5	79	75	94.9	132	78	59.1	81	68	84	83	52	62.7	61	57	93.4
	NGHONYAMA SECONDARY	2018	7073504	1	21	17	81	36	35	97.2	37	29	78.4	22	20	90.9	171	171	100	110	91	82.7	62	62	100	128	104	81.3	75	59	78.7	85	65	76.5	64	61	95.3
	NHLUVUKO HIGH	2019	7073202	2	5	3	60	22	10	45.5	5	5	100	17	10	58.8	36	34	94.4	27	18	66.7				16	13	81.3	22	15	68.2	8	6	75	4	3	75
	NHLUVUKO HIGH	2018	7073202	2	22	10	45.5	37	11	29.7	20	10	50	46	18	39.1	80	78	97.5	48	26	54.2				34	28	82.4	63	24	38.1	14	8	57.1	12	6	50
	NKAMI SECONDARY	2019	7073308	1	6	5	83.3	20	16	80	5	4	80	7	1	14.3	39	39	100	13	10	76.9				19	15	78.9	26	17	65.4	4	3	75	9	2	22.2
	NKAMI SECONDARY	2018	7073308	1	18	13	72.2	11	8	72.7	18	12	66.7	18	10	55.6	33	33	100	15	11	73.3				15	12	80	29	21	72.4	4	2	50	4	2	50
	NKATEKO HIGH	2019	7074204	3	7	5	71.4	93	58	62.4	28	13	46.4	26	15	57.7	161	153	95	107	73	68.2	18	18	100	114	73	64	112	67	59.8	22	14	63.6	13	11	84.6
	NKATEKO HIGH	2018	7074204	3	9	3	33.3	46	28	60.9	12	11	91.7	12	11	91.7	77	77	100	60	42	70	2	2	100	58	43	74.1	42	28	66.7	31	14	45.2	19	13	68.4
	NKWANGULATILO EDUCATION CENTRE	2019	7073192	9	27	26	96.3	134	134	100	27	27	100	27	27	100	161	161	100							134	129	96.3	44	44	100	117	112	95.7	134	126	94

Province Districts	Centre Name	Year	Centre No	Quintile	Accounting			Agricultural Sciences			Business Studies			Economics			English First Additional Language			Geography			History			Life Sciences			Mathematical Literacy			Mathematics			Physical Sciences		
					Total Wrote	Achieved 30-100%	% Achieved 30 and Above	Total Wrote	Achieved 30-100%	% Achieved 30 and Above	Total Wrote	Achieved 30-100%	% Achieved 30 and Above	Total Wrote	Achieved 30-100%	% Achieved 30 and Above	Total Wrote	Achieved 30-100%	% Achieved 30 and Above	Total Wrote	Achieved 30-100%	% Achieved 30-100%	Total Wrote	Achieved 30-100%	% Achieved 30-100%	Total Wrote	Achieved 30-100%	% Achieved 30-100%	Total Wrote	Achieved 30-100%	% Achieved 30-100%	Total Wrote	Achieved 30-100%	% Achieved 30-100%			
					MOPANI EAST	NKWANGULATILO EDUCATION CENTRE	2018	7073192	99	19	19	100	119	119	100	19	19	100	19	19	100	138	138	100							119	119	100	29	29	100	109
	NOBLEHOEK SECONDARY	2019	7072107	1	7	4	57.1				12	11	91.7	15	13	86.7	42	41	97.6	29	26	89.7				21	21	100	24	19	79.2	17	10	58.8	21	19	90.5
	NOBLEHOEK SECONDARY	2018	7072107	1	9	4	44.4				12	6	50	16	13	81.3	40	40	100	29	23	79.3				26	23	88.5	11	10	90.9	27	11	40.7	24	18	75
	NTSHUXEKO HIGH	2019	7074205	3	11	9	81.8	96	49	51	21	19	90.5	22	18	81.8	142	136	95.8	77	44	57.1	78	52	66.7	50	30	60	83	49	59	41	23	56.1	39	31	79.5
	NTSHUXEKO HIGH	2018	7074205	3	13	9	69.2	111	69	62.2	15	13	86.7	14	12	85.7	153	150	98	131	91	69.5	114	114	100	17	15	88.2	120	84	70	22	18	81.8	22	18	81.8
	NWAKHADA SECONDARY	2019	7073209	1				15	9	60							29	26	89.7	27	15	55.6				17	8	47.1	21	7	33.3	5	4	80			
	NWAKHADA SECONDARY	2018	7073209	1				13	8	61.5							34	27	79.4	24	12	50				24	11	45.8	20	8	40	6	6	100			
	NWAMAVIMBI SECONDARY	2019	7072106	1	8	5	62.5	14	13	92.9	17	11	64.7	54	43	79.6	81	81	100	50	45	90	31	31	100	35	32	91.4	43	29	67.4	38	15	39.5	27	15	55.6
	NWAMAVIMBI SECONDARY	2018	7072106	1	14	12	85.7	25	24	96	17	12	70.6	48	42	87.5	79	79	100	37	29	78.4	15	15	100	39	35	89.7	28	19	67.9	51	30	58.8	31	21	67.7
	NYANISI SECONDARY	2019	7073110	1	2	2	100										23	21	91.3	15	10	66.7	15	10	66.7	18	11	61.1				17	0	0	7	1	14.3
	NYANISI SECONDARY	2018	7073110	1													32	32	100	32	19	59.4	18	18	100	32	25	78.1				32	5	15.6	14	8	57.1
	NYUMBANI HIGH	2019	7073505	2				40	17	42.5	22	18	81.8	22	19	86.4	114	101	88.6	35	22	62.9	39	36	92.3	41	21	51.2	88	50	56.8	8	6	75	8	7	87.5
	NYUMBANI HIGH	2018	7073505	2	7	3	42.9	26	13	50	19	5	26.3	20	6	30	110	106	96.4	36	24	66.7	52	49	94.2	31	22	71	54	28	51.9	26	13	50	20	11	55
	PELO YA KGOMO SECONDARY	2019	7072409	1													33	32	97	30	28	93.3	21	21	100	30	17	56.7	22	20	90.9	9	4	44.4	10	9	90
	PELO YA KGOMO SECONDARY	2018	7072409	1													64	63	98.4	56	23	41.1	39	30	76.9	56	25	44.6	51	24	47.1	12	7	58.3	20	13	65
	PHAYIZANI SENIOR SECONDARY	2019	7073210	1				36	31	86.1							45	45	100	37	33	89.2				42	38	90.5	27	26	96.3	12	10	83.3	9	9	100

Province Districts	Centre Name	Year	Centre No	Quintile	Accounting			Agricultural Sciences			Business Studies			Economics			English First Additional Language			Geography			History			Life Sciences			Mathematical Literacy			Mathematics			Physical Sciences		
					Total Wrote	Achieved 30-100%	% Achieved 30 and Above	Total Wrote	Achieved 30-100%	% Achieved 30 and Above	Total Wrote	Achieved 30-100%	% Achieved 30 and Above	Total Wrote	Achieved 30-100%	% Achieved 30 and Above	Total Wrote	Achieved 30-100%	% Achieved 30 and Above	Total Wrote	Achieved 30-100%	% Achieved 30-100%	Total Wrote	Achieved 30-100%	% Achieved 30-100%	Total Wrote	Achieved 30-100%	% Achieved 30-100%	Total Wrote	Achieved 30-100%	% Achieved 30-100%	Total Wrote	Achieved 30-100%	% Achieved 30-100%			
					MOPANI EAST	PHAYIZANI SENIOR SECONDARY	2018	7073210	1				39	30	76.9						45	45	100	28	26	92.9				36	31	86.1	25	23	92	14	13
	PRIESKA COMBINED	2019	7074201	3												17	17	100	21	14	66.7				17	2	11.8	17	8	47.1							
	PRIESKA COMBINED	2018	7074201	3												20	14	70	17	4	23.5				14	4	28.6	10	3	30	5	1	20	5	3	60	
	R S B MOTSONONI SECONDARY	2019	7071105	1												18	18	100	23	13	56.5	23	14	60.9	18	3	16.7	18	12	66.7							
	R S B MOTSONONI SECONDARY	2018	7071105	1												29	29	100	29	17	58.6	21	19	90.5	29	13	44.8	21	10	47.6	8	3	37.5	8	3	37.5	
	RAMABOLELA SECONDARY	2019	7071210	1				17	15	88.2						35	35	100	33	26	78.8	12	10	83.3	33	27	81.8	24	19	79.2	10	1	10	5	4	80	
	RAMABOLELA SECONDARY	2018	7071210	1				37	8	21.6						61	54	88.5	58	10	17.2	19	12	63.2	59	23	39	52	31	59.6	6	2	33.3	4	1	25	
	RAMAOLWANE SECONDARY	2019	7071206	2				36	24	66.7						42	35	83.3	23	17	73.9				30	12	40	24	13	54.2	9	4	44.4	7	3	42.9	
	RAMAOLWANE SECONDARY	2018	7071206	2				26	15	57.7						29	27	93.1	22	12	54.5				24	12	50	18	12	66.7	5	3	60	3	1	33.3	
	RAMMILA SECONDARY SCHOOL	2019	7072102	1							34	19	55.9	43	18	41.9	43	36	83.7						39	10	25.6	31	18	58.1	3	2	66.7				
	RAMMILA SECONDARY SCHOOL	2018	7072102	1							24	16	66.7	24	18	75	23	23	100						24	12	50	20	8	40	4	2	50				
	REALEDISHA SECONDARY	2019	7072115	1	17	11	64.7				17	14	82.4	17	12	70.6	64	64	100	52	40	76.9	37	34	91.9	45	32	71.1	44	30	68.2	19	13	68.4	15	12	80
	REALEDISHA SECONDARY	2018	7072115	1	13	12	92.3				15	12	80	13	12	92.3	60	60	100	44	31	70.5	26	26	100	43	29	67.4	35	24	68.6	21	16	76.2	18	11	61.1
	RELEBOGILE HIGH	2019	7074104	3	20	14	70	20	18	90	65	38	58.5	68	41	60.3	235	222	94.5	118	84	71.2	92	61	66.3	59	52	88.1	142	73	51.4	59	26	44.1	38	31	81.6
	RELEBOGILE HIGH	2018	7074104	3	19	8	42.1	18	14	77.8	68	49	72.1	68	51	75	145	145	100	81	64	79	31	29	93.5	62	52	83.9	85	55	64.7	60	23	38.3	55	34	61.8



Province Districts	Centre Name	Year	Centre No	Quintile	Accounting			Agricultural Sciences			Business Studies			Economics			English First Additional Language			Geography			History			Life Sciences			Mathematical Literacy			Mathematics			Physical Sciences		
					Total Wrote	Achieved 30-100%	% Achieved 30 and Above	Total Wrote	Achieved 30-100%	% Achieved 30 and Above	Total Wrote	Achieved 30-100%	% Achieved 30 and Above	Total Wrote	Achieved 30-100%	% Achieved 30 and Above	Total Wrote	Achieved 30-100%	% Achieved 30 and Above	Total Wrote	Achieved 30-100%	% Achieved 30-100%	Total Wrote	Achieved 30-100%	% Achieved 30-100%	Total Wrote	Achieved 30-100%	% Achieved 30-100%	Total Wrote	Achieved 30-100%	% Achieved 30-100%	Total Wrote	Achieved 30-100%	% Achieved 30-100%			
					MOPANI EAST	SELAMOLA	2018	7072403	2	5	2	40				5	2	40	5	1	20	53	53	100	48	23	47.9	35	32	91.4	48	28	58.3	40	21	52.5	13
	SEMENDHE SECONDARY	2019	7073211	1				32	28	87.5							91	90	98.9	49	41	83.7	49	43	87.8	79	68	86.1	39	33	84.6	43	42	97.7	43	43	100
	SEMENDHE SECONDARY	2018	7073211	1				30	28	93.3							100	92	92	59	44	74.6	60	52	86.7	89	75	84.3	64	50	78.1	28	25	89.3	34	31	91.2
	SHIHLOMULE HIGH	2019	7073508	1				33	23	69.7							55	49	89.1	45	19	42.2				27	18	66.7	21	16	76.2	6	3	50	8	5	62.5
	SHIHLOMULE HIGH	2018	7073508	1				39	24	61.5							47	43	91.5	33	17	51.5				34	25	73.5	25	16	64	4	1	25	4	3	75
	SIKHUNYANI SECONDARY	2019	7073212	2				35	21	60							56	43	76.8	44	6	13.6				35	22	62.9	33	15	45.5	15	7	46.7	20	10	50
	SIKHUNYANI SECONDARY	2018	7073212	2				38	23	60.5							52	45	86.5	24	10	41.7				38	22	57.9	37	15	40.5	13	7	53.8	15	10	66.7
	TLAKULANI SECONDARY	2019	7073409	1				14	10	71.4							44	42	95.5	30	22	73.3	20	18	90	23	15	65.2	36	27	75	8	0	0	9	3	33.3
	TLAKULANI SECONDARY	2018	7073409	1				12	7	58.3							28	27	96.4	16	13	81.3	7	7	100	21	14	66.7	22	16	72.7	6	3	50	7	4	57.1
	TSEANA SECONDARY	2019	7072105	1				51	31	60.8							91	90	98.9	40	24	60	58	44	75.9	90	53	58.9	67	40	59.7	24	11	45.8	31	25	80.6
	TSEANA SECONDARY	2018	7072105	1				39	25	64.1	9	3	33.3	9	4	44.4	98	95	96.9	59	18	30.5	58	41	70.7	89	55	61.8	65	36	55.4	33	16	48.5	31	25	80.6
	TSHWENI SECONDARY	2019	7071101	3	21	15	71.4	31	27	87.1	21	20	95.2	33	18	54.5	141	135	95.7	68	49	72.1				35	30	85.7	70	49	70	50	12	24	34	25	73.5
	TSHWENI SECONDARY	2018	7071101	3	11	8	72.7	28	25	89.3	11	10	90.9	71	30	42.3	122	120	98.4	61	37	60.7				29	25	86.2	61	45	73.8	39	15	38.5	29	14	48.3
	VUTLHARI HIGH	2019	7073108	1	10	4	40	14	10	71.4	10	7	70	10	6	60	37	36	97.3	27	21	77.8				22	15	68.2	27	22	81.5	8	3	37.5	8	4	50
	VUTLHARI HIGH	2018	7073108	1	13	3	23.1	15	7	46.7	13	11	84.6	13	11	84.6	35	35	100	22	16	72.7				22	16	72.7	25	18	72	10	4	40	7	7	100
	VUXENI SENIOR SECONDARY	2019	7074106	3	15	14	93.3	62	40	64.5	17	16	94.1	20	14	70	131	126	96.2	39	28	71.8	57	38	66.7	41	25	61	52	42	80.8	24	15	62.5	24	19	79.2
	VUXENI SENIOR SECONDARY	2018	7074106	3	17	13	76.5	64	33	51.6	20	16	80	23	19	82.6	140	137	97.9	52	24	46.2	68	51	75	51	38	74.5	59	37	62.7	36	15	41.7	32	21	65.6
	ZAVA HIGH	2019	7073509	1	6	4	66.7	12	9	75	8	2	25	8	3	37.5	32	32	100	24	20	83.3				18	12	66.7	14	9	64.3	15	6	40	11	4	36.4
	ZAVA HIGH	2018	7073509	1	8	3	37.5	12	7	58.3	9	6	66.7	9	5	55.6	37	37	100	16	14	87.5				23	20	87	14	9	64.3	11	9	81.8	10	6	60

Province Districts	Centre Name	Year	Centre No	Quintile	Accounting			Agricultural Sciences			Business Studies			Economics			English First Additional Language			Geography			History			Life Sciences			Mathematical Literacy			Mathematics			Physical Sciences				
					Total Wrote	Achieved 30-100%	% Achieved 30 and Above	Total Wrote	Achieved 30-100%	% Achieved 30 and Above	Total Wrote	Achieved 30-100%	% Achieved 30 and Above	Total Wrote	Achieved 30-100%	% Achieved 30 and Above	Total Wrote	Achieved 30-100%	% Achieved 30 and Above	Total Wrote	Achieved 30-100%	% Achieved 30-100%	Total Wrote	Achieved 30-100%	% Achieved 30-100%	Total Wrote	Achieved 30-100%	% Achieved 30-100%	Total Wrote	Achieved 30-100%	% Achieved 30-100%	Total Wrote	Achieved 30-100%	% Achieved 30-100%					
					MOPANI WEST	B MKHABELE JUNIOR SECONDARY	2019	7083207	2									5	4	80	18	18	100	13	13	100				17	16	94.1	10	8	80	7	6	85.7	9
	B MKHABELE JUNIOR SECONDARY	2018	7083207	2									8	5	62.5	21	21	100	14	10	71.4				19	14	73.7	5	3	60	8	4	50	6	6	100			
	BANKUNA HIGH	2019	7083101	3									11	8	72.7	17	12	70.6	54	54	100	50	35	70	6	6	100	37	14	37.8	43	35	81.4	11	6	54.5	12	4	33.3
	BANKUNA HIGH	2018	7083101	3									19	15	78.9	19	15	78.9	60	60	100	53	42	79.2				41	32	78	44	38	86.4	16	9	56.3	16	10	62.5
	BESSIE MAAKE HIGH	2019	7084209	3														57	50	87.7	23	14	60.9	17	14	82.4	16	5	31.3	47	17	36.2	4	2	50	4	4	100	
	BESSIE MAAKE HIGH	2018	7084209	3														50	49	98	32	12	37.5	35	24	68.6	32	10	31.3	39	12	30.8	3	1	33.3	4	1	25	
	BOKE SECONDARY	2019	7082202	1	8	5	62.5	26	21	80.8	9	4	44.4	9	4	44.4	55	53	96.4	17	15	88.2	19	19	100	40	24	60	26	24	92.3	20	11	55	23	18	78.3		
	BOKE SECONDARY	2018	7082202	1	15	3	20	20	19	95	14	4	28.6	15	4	26.7	68	68	100	31	21	67.7	22	22	100	52	34	65.4	27	20	74.1	37	14	37.8	32	24	75		
	BOKGAGA SECONDARY	2019	7084307	3	7	4	57.1	33	26	78.8	7	7	100	7	4	57.1	73	73	100	68	50	73.5				64	34	53.1	47	30	63.8	24	8	33.3	19	9	47.4		
	BOKGAGA SECONDARY	2018	7084307	3	10	8	80	38	32	84.2	10	10	100	16	9	56.3	123	123	100	101	73	72.3				79	45	57	51	47	92.2	38	21	55.3	28	25	89.3		
	BURGHERSDORP JUNIOR SECONDARY	2019	7084308	3	3	2	66.7				11	11	100	32	23	71.9	41	41	100	38	37	97.4				25	17	68	27	26	96.3	11	8	72.7	8	7	87.5		
	BURGHERSDORP JUNIOR SECONDARY	2018	7084308	2	6	3	50				33	21	63.6	39	15	38.5	66	65	98.5	59	35	59.3				33	21	63.6	34	21	61.8	32	11	34.4	26	9	34.6		
	CALAIS SECONDARY	2019	7084401	3				14	6	42.9							22	22	100	16	8	50				12	4	33.3	15	9	60	1	0	0					
	CALAIS SECONDARY	2018	7084401	3				17	2	11.8							26	19	73.1	13	2	15.4				9	2	22.2	11	3	27.3								
	CATA SENIOR SECONDARY	2019	7083201	2									13	8	61.5	22	22	100	20	19	95				19	14	73.7	11	10	90.9	9	6	66.7	8	6	75			
	CATA SENIOR SECONDARY	2018	7083201	2	5	5	100						9	7	77.8	22	22	100	17	15	88.2				18	11	61.1	10	9	90	10	9	90	10	6	60			
	CHARLES MATHONSI HIGH	2019	7083102	3									56	17	30.4	68	64	94.1	57	30	52.6	47	30	63.8	16	4	25	56	28	50									



Province Districts	Centre Name	Year	Centre No	Quintile	Accounting			Agricultural Sciences			Business Studies			Economics			English First Additional Language			Geography			History			Life Sciences			Mathematical Literacy			Mathematics			Physical Sciences		
					Total Wrote	Achieved 30-100%	% Achieved 30 and Above	Total Wrote	Achieved 30-100%	% Achieved 30 and Above	Total Wrote	Achieved 30-100%	% Achieved 30 and Above	Total Wrote	Achieved 30-100%	% Achieved 30 and Above	Total Wrote	Achieved 30-100%	% Achieved 30 and Above	Total Wrote	Achieved 30-100%	% Achieved 30-100%	Total Wrote	Achieved 30-100%	% Achieved 30-100%	Total Wrote	Achieved 30-100%	% Achieved 30-100%	Total Wrote	Achieved 30-100%	% Achieved 30-100%	Total Wrote	Achieved 30-100%	% Achieved 30-100%			
					MOPANI WEST	CHARLES MATHONSI HIGH	2018	7083102	3									52	21	40.4	72	72	100	72	40	55.6	40	40	100	32	23	71.9	47	23	48.9	25	11
	D Z J MTEBULE JUNIOR SECONDARY	2019	7083108	3	29	23	79.3				28	21	75	57	43	75.4	150	150	100	113	98	86.7	61	59	96.7	90	68	75.6	91	76	83.5	58	39	67.2	58	44	75.9
	D Z J MTEBULE JUNIOR SECONDARY	2018	7083108	3	42	36	85.7				40	30	75	84	64	76.2	235	235	100	191	163	85.3	86	85	98.8	152	138	90.8	149	133	89.3	85	72	84.7	106	74	69.8
	DIPONE SENIOR SECONDARY	2019	7084501	1				41	30	73.2						58	48	82.8	36	28	77.8				41	23	56.1	37	33	89.2	7	3	42.9	7	7	100	
	DIPONE SENIOR SECONDARY	2018	7084501	1				43	23	53.5						48	48	100	34	13	38.2				40	18	45	37	21	56.8	9	8	88.9	9	7	77.8	
	DUMELA HIGH	2019	7084303	1	11	5	45.5	34	8	23.5	32	10	31.3	26	7	26.9	111	106	95.5	32	27	84.4	42	33	78.6	57	27	47.4	27	18	66.7	49	7	14.3	23	18	78.3
	DUMELA HIGH	2018	7084303	1	31	18	58.1	6	5	83.3	37	30	81.1	38	12	31.6	85	83	97.6	26	24	92.3	21	16	76.2	47	27	57.4	60	35	58.3	25	9	36	23	20	87
	FOBENI SECONDARY SCHOOL	2019	7082201	3	3	1	33.3	59	41	69.5	7	3	42.9	5	1	20	79	77	97.5	47	22	46.8				57	28	49.1	49	34	69.4	14	8	57.1	20	10	50
	FOBENI SECONDARY SCHOOL	2018	7082201	3	9	2	22.2	54	41	75.9	9	5	55.6	9	5	55.6	76	73	96.1	37	18	48.6				54	38	70.4	46	33	71.7	17	15	88.2	24	13	54.2
	GWAMBENI HIGH	2019	7083403	1	2	2	100	14	14	100	2	2	100	6	2	33.3	96	96	100	50	42	84	43	43	100	90	42	46.7	70	50	71.4	26	14	53.8	21	14	66.7
	GWAMBENI HIGH	2018	7083403	1	11	9	81.8	29	27	93.1	12	10	83.3	12	11	91.7	87	85	97.7	47	26	55.3	32	32	100	69	51	73.9	40	36	90	35	30	85.7	31	27	87.1
	HELMERG ACADEMY	2019	7082191	9	18	15	83.3				38	29	76.3	34	31	91.2	66	66	100	55	53	96.4				39	35	89.7	44	42	95.5	29	27	93.1	35	31	88.6
	HELMERG ACADEMY	2018	7082191	99	13	9	69.2				29	24	82.8	20	13	65	47	47	100	45	41	91.1				40	38	95	30	28	93.3	29	24	82.8	30	23	76.7
	HOERSKOOL BEN VORSTER	2019	7082103	5	35	31	88.6				65	57	87.7	44	40	90.9	141	141	100	46	46	100				67	65	97	63	63	100	79	71	89.9	54	49	90.7
	HOERSKOOL BEN VORSTER	2018	7082103	5	26	26	100				72	54	75	70	57	81.4	164	164	100	61	60	98.4				71	71	100	81	79	97.5	83	74	89.2	56	52	92.9
	HUDSON NTSANWISI SEN SECONDARY	2019	7083103	3	4	2	50				29	16	55.2	66	41	62.1	126	126	100	70	60	85.7				33	33	100	65	56	86.2	35	20	57.1	34	30	88.2

Province Districts	Centre Name	Year	Centre No	Quintile	Accounting			Agricultural Sciences			Business Studies			Economics			English First Additional Language			Geography			History			Life Sciences			Mathematical Literacy			Mathematics			Physical Sciences		
					Total Wrote	Achieved 30-100%	% Achieved 30 and Above	Total Wrote	Achieved 30-100%	% Achieved 30 and Above	Total Wrote	Achieved 30-100%	% Achieved 30 and Above	Total Wrote	Achieved 30-100%	% Achieved 30 and Above	Total Wrote	Achieved 30-100%	% Achieved 30 and Above	Total Wrote	Achieved 30-100%	% Achieved 30-100%	Total Wrote	Achieved 30-100%	% Achieved 30-100%	Total Wrote	Achieved 30-100%	% Achieved 30-100%	Total Wrote	Achieved 30-100%	% Achieved 30-100%	Total Wrote	Achieved 30-100%	% Achieved 30-100%			
					MOPANI WEST	HUDSON NTSANWISI SEN SECONDARY	2018	7083103	3	9	8	88.9				23	15	65.2	69	25	36.2	177	177	100	100	67	67				60	48	80	67	43	64.2	56
	KELEKESE SECONDARY	2019	7082205	1	10	5	50	55	37	67.3	10	8	80	10	6	60	67	67	100						56	29	51.8	53	42	79.2	11	6	54.5	54	11	20.4	
	KELEKESE SECONDARY	2018	7082205	1	15	8	53.3	46	37	80.4	15	10	66.7	15	12	80	61	61	100						46	38	82.6	46	35	76.1	15	11	73.3	46	23	50	
	KGAPANE HIGH	2019	7081201	3	11	8	72.7	47	42	89.4	14	14	100	16	14	87.5	123	123	100	103	89	86.4	38	38	100	109	89	81.7	91	76	83.5	32	31	96.9	31	29	93.5
	KGAPANE HIGH	2018	7081201	3	13	11	84.6	32	29	90.6	16	14	87.5	16	15	93.8	84	84	100	71	63	88.7	14	14	100	68	65	95.6	59	56	94.9	25	23	92	22	20	90.9
	KGOLAKALEME HIGH	2019	7081203	1	14	6	42.9	29	16	55.2	34	19	55.9	66	39	59.1	118	117	99.2	75	53	70.7			84	49	58.3	66	40	60.6	52	9	17.3	52	23	44.2	
	KGOLAKALEME HIGH	2018	7081203	1	13	8	61.5	8	4	50	18	15	83.3	33	25	75.8	83	83	100	63	37	58.7			65	52	80	33	28	84.8	51	31	60.8	50	29	58	
	KGWANA HIGH	2019	7084502	1	13	5	38.5	79	40	50.6	12	7	58.3	10	10	100	96	95	99	29	23	79.3	24	20	83.3	70	32	45.7	69	52	75.4	19	10	52.6	20	15	75
	KGWANA HIGH	2018	7084502	1	21	14	66.7	83	44	53	22	16	72.7	24	14	58.3	115	115	100	22	14	63.6	29	28	96.6	69	41	59.4	80	58	72.5	26	13	50	29	14	48.3
	KGWEKGWE HIGH	2019	7082203	2				32	19	59.4							53	53	100	34	19	55.9	45	32	71.1	27	12	44.4	41	30	73.2	1	1	100	12	9	75
	KGWEKGWE HIGH	2018	7082203	2	9	8	88.9	24	21	87.5	9	5	55.6	9	3	33.3	48	47	97.9	16	14	87.5	22	22	100	23	21	91.3	38	37	97.4	2	2	100	15	14	93.3
	KHATAZA HIGH	2019	7084304	3	12	10	83.3				30	24	80	30	20	66.7	53	53	100	39	32	82.1			20	20	100	33	23	69.7	16	8	50	19	15	78.9	
	KHATAZA HIGH	2018	7084304	3	21	18	85.7				43	38	88.4	43	37	86	62	61	98.4	41	39	95.1			19	19	100	45	37	82.2	17	9	52.9	19	17	89.5	
	KHESETHWANE SECONDARY	2019	7081101	1	12	8	66.7	72	39	54.2	12	2	16.7	12	4	33.3	114	108	94.7	65	35	53.8	31	14	45.2	90	46	51.1	95	56	58.9	23	9	39.1	32	10	31.3
	KHESETHWANE SECONDARY	2018	7081101	1	19	6	31.6	87	23	26.4	20	11	55	20	13	65	149	140	94	85	26	30.6	26	20	76.9	122	45	36.9	94	41	43.6	53	15	28.3	54	16	29.6
	KHUDU SENIOR SECONDARY	2019	7084402	3				45	11	24.4							55	39	70.9	35	11	31.4	18	14	77.8	51	15	29.4	46	13	28.3	8	1	12.5	8	1	12.5
	KHUDU SENIOR SECONDARY	2018	7084402	3				33	9	27.3							49	47	95.9	38	20	52.6	11	11	100	49	26	53.1	33	10	30.3	16	10	62.5	16	10	62.5
	LEBITSO HIGH	2019	7084301	3	18	17	94.4	10	7	70	19	18	94.7	19	10	52.6	45	45	100	18	15	83.3	17	17	100	26	16	61.5	44	35	79.5	1	0	0	8	4	50
	LEBITSO HIGH	2018	7084301	3	13	10	76.9	11	9	81.8	15	10	66.7	15	10	66.7	33	33	100	9	5	55.6	9	9	100	18	10	55.6	29	21	72.4	4	1	25	9	7	77.8
	LEFARA SECONDARY	2019	7083206	2										21	14	66.7	31	31	100	30	28	93.3			29	15	51.7	23	16	69.6	6	6	100	10	6	60	

Province Districts	Centre Name	Year	Centre No	Quintile	Accounting			Agricultural Sciences			Business Studies			Economics			English First Additional Language			Geography			History			Life Sciences			Mathematical Literacy			Mathematics			Physical Sciences		
					Total Wrote	Achieved 30-100%	% Achieved 30 and Above	Total Wrote	Achieved 30-100%	% Achieved 30 and Above	Total Wrote	Achieved 30-100%	% Achieved 30 and Above	Total Wrote	Achieved 30-100%	% Achieved 30 and Above	Total Wrote	Achieved 30-100%	% Achieved 30 and Above	Total Wrote	Achieved 30-100%	% Achieved 30-100%	Total Wrote	Achieved 30-100%	% Achieved 30-100%	Total Wrote	Achieved 30-100%	% Achieved 30-100%	Total Wrote	Achieved 30-100%	% Achieved 30-100%	Total Wrote	Achieved 30-100%	% Achieved 30-100%			
					MOPANI WEST	LEFARA SECONDARY	2018	7083206	2	10	2	20				10	4	40	37	14	37.8	49	46	93.9	40	18	45				38	12	31.6	28	9	32.1	21
	LEOMA SENIOR SECONDARY	2019	7084503	2	4	3	75				7	2	28.6	4	3	75	57	50	87.7	42	27	64.3	25	22	88	38	15	39.5	31	23	74.2	11	1	9.1	11	3	27.3
	LEOMA SENIOR SECONDARY	2018	7084503	2	10	4	40				10	2	20	10	3	30	46	44	95.7	36	14	38.9	22	18	81.8	36	5	13.9	28	11	39.3	18	3	16.7	14	3	21.4
	LEPONO SEN SECONDARY	2019	7084403	1	6	3	50	28	18	64.3	9	7	77.8	10	10	100	33	31	93.9	12	9	75				24	15	62.5	14	10	71.4	11	5	45.5	14	5	35.7
	LEPONO SEN SECONDARY	2018	7084403	1	19	12	63.2	39	17	43.6	19	9	47.4	17	14	82.4	59	59	100	24	11	45.8				38	25	65.8	39	23	59	17	10	58.8	17	5	29.4
	LWANDLAMUNI SECONDARY SCHOOL	2019	7083305	3							9	1	11.1	14	4	28.6	66	60	90.9	31	17	54.8	20	4	20	22	15	68.2	28	7	25	22	7	31.8	21	10	47.6
	LWANDLAMUNI SECONDARY SCHOOL	2018	7083305	3							14	5	35.7	14	10	71.4	30	30	100	16	9	56.3	7	7	100	9	8	88.9	21	16	76.2	9	6	66.7	9	5	55.6
	MAAHLEMELE HIGH	2019	7084504	2	1	1	100	39	14	35.9	6	2	33.3	8	2	25	47	43	91.5	31	9	29	18	8	44.4	29	10	34.5	33	14	42.4	17	2	11.8	13	4	30.8
	MAAHLEMELE HIGH	2018	7084504	2	6	0	0	38	14	36.8	6	2	33.3	12	4	33.3	44	44	100	18	9	50	11	11	100	27	18	66.7	27	11	40.7	17	3	17.6	14	4	28.6
	MAALOBANE HIGH	2019	7084404	3	5	2	40	35	28	80	6	4	66.7	5	4	80	54	54	100	43	42	97.7				36	29	80.6	38	30	78.9	10	5	50	10	9	90
	MAALOBANE HIGH	2018	7084404	3	17	10	58.8	24	17	70.8	16	11	68.8	17	11	64.7	48	48	100	34	28	82.4				33	29	87.9	33	26	78.8	15	7	46.7	11	9	81.8
	MABUSHE HIGH	2019	7084208	2	17	13	76.5	65	53	81.5	22	19	86.4	23	11	47.8	120	120	100	28	12	42.9	27	24	88.9	63	37	58.7	38	30	78.9	81	19	23.5	68	35	51.5
	MABUSHE HIGH	2018	7084208	2	21	17	81	56	36	64.3	36	23	63.9	36	22	61.1	136	135	99.3	43	16	37.2	47	34	72.3	56	26	46.4	49	26	53.1	85	16	18.8	55	22	40
	MADIE REPEAT PART-TIME	2019	7084532	9	9	9	100	25	24	96	9	6	66.7	9	6	66.7				14	11	78.6				28	26	92.9	19	19	100	26	20	76.9	23	20	87
	MADIE REPEAT PART-TIME	2018	7084532	99	8	6	75				18	8	44.4	11	8	72.7				15	13	86.7	22	22	100	24	17	70.8	23	22	95.7	27	18	66.7	23	15	65.2
	MADIE SECONDARY	2019	7084505	1	8	4	50	25	16	64	8	6	75	10	6	60	43	43	100	13	12	92.3				20	15	75	31	17	54.8	8	3	37.5	7	7	100
	MADIE SECONDARY	2018	7084505	1	11	4	36.4	39	21	53.8	9	6	66.7	12	9	75	63	63	100	31	21	67.7	5	5	100	41	23	56.1	46	19	41.3	17	7	41.2	11	4	36.4

Province Districts	Centre Name	Year	Centre No	Quintile	Accounting			Agricultural Sciences			Business Studies			Economics			English First Additional Language			Geography			History			Life Sciences			Mathematical Literacy			Mathematics			Physical Sciences		
					Total Wrote	Achieved 30-100%	% Achieved 30 and Above	Total Wrote	Achieved 30-100%	% Achieved 30 and Above	Total Wrote	Achieved 30-100%	% Achieved 30 and Above	Total Wrote	Achieved 30-100%	% Achieved 30 and Above	Total Wrote	Achieved 30-100%	% Achieved 30 and Above	Total Wrote	Achieved 30-100%	% Achieved 30 and Above	Total Wrote	Achieved 30-100%	% Achieved 30-100%	Total Wrote	Achieved 30-100%	% Achieved 30-100%	Total Wrote	Achieved 30-100%	% Achieved 30-100%	Total Wrote	Achieved 30-100%	% Achieved 30-100%			
					MOPANI WEST	MAFUTSANE SECONDARY	2019	7084206	2	17	15	88.2				17	14	82.4	17	13	76.5	101	101	100	84	80	95.2				84	75	89.3	43	41	95.3	58
	MAFUTSANE SECONDARY	2018	7084206	2	14	11	78.6				14	12	85.7	14	11	78.6	122	122	100	108	104	96.3				108	106	98.1	63	61	96.8	59	45	76.3	108	57	52.8
	MAGOZA SECONDARY	2019	7083105	3	9	7	77.8	32	32	100	45	29	64.4	69	39	56.5	101	101	100	60	49	81.7	24	24	100	32	31	96.9	61	53	86.9	41	30	73.2	32	31	96.9
	MAGOZA SECONDARY	2018	7083105	3	8	7	87.5				8	8	100	133	40	30.1	196	194	99	188	117	62.2	125	120	96	63	63	100	125	82	65.6	71	58	81.7	63	54	85.7
	MAHLANE SECONDARY	2019	7084102	2	3	2	66.7				8	5	62.5	5	0	0	67	67	100	55	40	72.7	41	40	97.6	52	31	59.6	47	36	76.6	16	5	31.3	18	11	61.1
	MAHLANE SECONDARY	2018	7084102	2	9	8	88.9				8	5	62.5	9	8	88.9	58	58	100	44	26	59.1	30	26	86.7	43	26	60.5	38	28	73.7	15	7	46.7	17	11	64.7
	MAHWAHWA HIGH	2019	7083301	3	7	6	85.7				9	7	77.8	10	8	80	85	82	96.5	54	37	68.5	38	31	81.6	27	20	74.1	54	38	70.4	19	15	78.9	26	18	69.2
	MAHWAHWA HIGH	2018	7083301	3	7	7	100				7	7	100	7	6	85.7	39	39	100	28	25	89.3	18	18	100	14	12	85.7	25	19	76	14	9	64.3	14	10	71.4
	MAKGWAHLENG SECONDARY	2019	7084405	3	16	3	18.8	53	36	67.9	20	11	55	27	11	40.7	170	160	94.1	132	106	80.3	23	16	69.6	94	54	57.4	83	63	75.9	36	24	66.7	36	28	77.8
	MAKGWAHLENG SECONDARY	2018	7084405	3	26	16	61.5	43	27	62.8	27	21	77.8	37	22	59.5	152	151	99.3	109	77	70.6	8	8	100	109	69	63.3	96	61	63.5	49	27	55.1	45	36	80
	MAKOBO SECONDARY	2019	7081109	1	4	0	0	25	13	52	4	1	25	6	3	50	52	50	96.2	12	7	58.3	15	13	86.7	34	22	64.7	16	11	68.8	22	5	22.7	29	10	34.5
	MAKOBO SECONDARY	2018	7081109	1	4	1	25	39	18	46.2	5	1	20	5	1	20	71	66	93	12	2	16.7	24	15	62.5	43	25	58.1	19	12	63.2	27	13	48.1	28	19	67.9
	MALOTI SECONDARY	2019	7082207	1	6	5	83.3	32	23	71.9	5	5	100	17	10	58.8	43	41	95.3							29	19	65.5	30	15	50	9	5	55.6	20	9	45
	MALOTI SECONDARY	2018	7082207	1	16	11	68.8	38	17	44.7	12	7	58.3	26	13	50	56	55	98.2							35	23	65.7	40	19	47.5	8	7	87.5	26	14	53.8
	MAMERIRI SECONDARY	2019	7081204	1	25	10	40	70	37	52.9	25	15	60	25	15	60	108	108	100	83	58	69.9	39	33	84.6	44	29	65.9	99	55	55.6	9	4	44.4	13	4	30.8
	MAMERIRI SECONDARY	2018	7081204	1	16	8	50	27	18	66.7	16	13	81.3	16	13	81.3	73	73	100	57	46	80.7	17	15	88.2	40	38	95	52	41	78.8	21	20	95.2	30	21	70
	MAMODING SECONDARY SCHOOL	2019	7083402	1													65	64	98.5	49	35	71.4	45	39	86.7	50	32	64	43	22	51.2	16	6	37.5	13	8	61.5
	MAMODING SECONDARY SCHOOL	2018	7083402	1							5	3	60	11	5	45.5	54	46	85.2	54	11	20.4	36	18	50	41	11	26.8	36	7	19.4	16	3	18.8	13	6	46.2

Province Districts	Centre Name	Year	Centre No	Quintile	Accounting			Agricultural Sciences			Business Studies			Economics			English First Additional Language			Geography			History			Life Sciences			Mathematical Literacy			Mathematics			Physical Sciences		
					Total Wrote	Achieved 30-100%	% Achieved 30 and Above	Total Wrote	Achieved 30-100%	% Achieved 30 and Above	Total Wrote	Achieved 30-100%	% Achieved 30 and Above	Total Wrote	Achieved 30-100%	% Achieved 30 and Above	Total Wrote	Achieved 30-100%	% Achieved 30 and Above	Total Wrote	Achieved 30-100%	% Achieved 30-100%	Total Wrote	Achieved 30-100%	% Achieved 30-100%	Total Wrote	Achieved 30-100%	% Achieved 30-100%	Total Wrote	Achieved 30-100%	% Achieved 30-100%	Total Wrote	Achieved 30-100%	% Achieved 30-100%			
					MANTSOBELE SECONDARY	2019	7084406	3				40	17	42.5						40	34	85	40	24	60				40	11	27.5	40	25	62.5			
MANTSOBELE SECONDARY	2018	7084406	3	11	3	27.3	39	15	38.5	11	4	36.4	12	3	25	53	47	88.7	31	18	58.1				31	9	29	41	18	43.9	11	3	27.3				
MAPHETO SECONDARY SCHOOL	2019	7083407	1												52	46	88.5	41	19	46.3	30	25	83.3	39	10	25.6	30	18	60	10	2	20	10	3	30		
MAPHETO SECONDARY SCHOOL	2018	7083407	1												32	30	93.8	29	9	31	19	15	78.9	31	12	38.7	23	8	34.8	5	3	60	5	1	20		
MARK SHOPE SECONDARY	2019	7083303	3	9	5	55.6				19	10	52.6	20	8	40	80	76	95	54	20	37	37	21	56.8	14	6	42.9	52	28	53.8	17	4	23.5	14	6	42.9	
MARK SHOPE SECONDARY	2018	7083303	3	19	5	26.3				19	13	68.4	19	8	42.1	59	59	100	28	17	60.7	12	11	91.7	40	19	47.5	45	29	64.4	14	4	28.6	14	6	42.9	
MASELEKWANE HIGH	2019	7081102	1				25	6	24						40	26	65	33	7	21.2	18	7	38.9				28	6	21.4	6	1	16.7	6	2	33.3		
MASELEKWANE HIGH	2018	7081102	1				31	6	19.4						41	34	82.9	31	7	22.6	25	23	92				35	13	37.1	6	1	16.7	6	6	100		
MASHOORO SECONDARY	2019	7081103	1	5	2	40				8	5	62.5	8	3	37.5	96	87	90.6	88	43	48.9	64	39	60.9	88	20	22.7	63	26	41.3	34	2	5.9	27	1	3.7	
MASHOORO SECONDARY	2018	7081103	1	6	4	66.7				7	4	57.1	7	5	71.4	173	126	72.8	134	30	22.4	144	62	43.1	143	23	16.1	113	17	15	20	9	45	20	7	35	
MATIMU HIGH	2019	7084104	2	5	5	100				71	32	45.1	72	34	47.2	131	129	98.5	60	42	70	100	79	79	26	26	100	113	66	58.4	18	12	66.7	26	14	53.8	
MATIMU HIGH	2018	7084104	2	11	10	90.9				54	36	66.7	55	45	81.8	105	104	99	51	26	51	78	77	98.7	16	16	100	92	66	71.7	13	13	100	16	14	87.5	
MATLHARI HIGH	2019	7084105	2	5	5	100				32	15	46.9	15	9	60	83	83	100	28	28	100	6	4	66.7	51	30	58.8	62	52	83.9	21	15	71.4	17	14	82.4	
MATLHARI HIGH	2018	7084105	2	12	10	83.3	13	12	92.3	76	40	52.6	51	29	56.9	166	162	97.6	58	44	75.9	24	16	66.7	57	35	61.4	124	70	56.5	38	22	57.9	16	14	87.5	
MATOKANE HIGH SCHOOL	2019	7082206	1				15	3	20						21	21	100	13	8	61.5	15	8	53.3	2	1	50	16	9	56.3	1	0	0	4	1	25		
MATOKANE HIGH SCHOOL	2018	7082206	1	13	6	46.2	31	9	29	12	2	16.7	13	4	30.8	43	42	97.7	21	12	57.1	21	18	85.7	10	9	90	37	20	54.1	5	2	40	10	5	50	

Province Districts	Centre Name	Year	Centre No	Quintile	Accounting			Agricultural Sciences			Business Studies			Economics			English First Additional Language			Geography			History			Life Sciences			Mathematical Literacy			Mathematics			Physical Sciences		
					Total Wrote	Achieved 30-100%	% Achieved 30 and Above	Total Wrote	Achieved 30-100%	% Achieved 30 and Above	Total Wrote	Achieved 30-100%	% Achieved 30 and Above	Total Wrote	Achieved 30-100%	% Achieved 30 and Above	Total Wrote	Achieved 30-100%	% Achieved 30 and Above	Total Wrote	Achieved 30-100%	% Achieved 30-100%	Total Wrote	Achieved 30-100%	% Achieved 30-100%	Total Wrote	Achieved 30-100%	% Achieved 30-100%	Total Wrote	Achieved 30-100%	% Achieved 30-100%	Total Wrote	Achieved 30-100%	% Achieved 30-100%			
					MOPANI WEST	MATSEKE SECONDARY	2019	7082208	1	10	4	40				21	11	52.4	21	7	33.3	19	19	100	9	9	100						18	13	72.2	3	0
	MATSEKE SECONDARY	2018	7082208	1	8	3	37.5	8	5	62.5	8	7	87.5	8	7	87.5	15	15	100	7	7	100				7	6	85.7	13	11	84.6	1	1	100			
	MATSEUTSEU PRIMARY	2019	7084291	9				7	3	42.9	2	0	0	3	0	0	15	15	100	13	9	69.2	9	9	100	10	9	90	10	8	80	6	5	83.3	6	2	33.3
	MATSEUTSEU PRIMARY	2018	7084291	99	2	1	50	1	0	0	3	3	100	3	3	100	8	8	100	7	6	85.7	4	4	100	7	5	71.4	3	2	66.7	7	5	71.4	3	3	100
	MBHEKWANA HIGH	2019	7083302	1	3	3	100				14	4	28.6	18	9	50	133	131	98.5	117	68	58.1	89	71	79.8	22	20	90.9	103	60	58.3	25	13	52	22	17	77.3
	MBHEKWANA HIGH	2018	7083302	1	6	5	83.3				20	11	55	22	13	59.1	178	169	94.9	142	65	45.8	68	40	58.8	75	39	52	115	31	27	46	23	50	45	22	48.9
	MDINGAZI SECONDARY SCHOOL	2019	7083404	1													34	34	100	55	27	49.1	46	29	63	37	16	43.2	31	20	64.5	9	2	22.2	10	5	50
	MDINGAZI SECONDARY SCHOOL	2018	7083404	1													52	52	100	51	18	35.3	44	41	93.2	56	14	25	42	14	33.3	12	3	25	9	5	55.6
	MERENSKY HIGH SCHOOL	2019	7082104	5	24	24	100	29	29	100	81	74	91.4	52	47	90.4	109	109	100	19	18	94.7				83	75	90.4	95	94	98.9	76	68	89.5	38	38	100
	MERENSKY HIGH SCHOOL	2018	7082104	5	36	33	91.7	16	15	93.8	63	51	81	34	27	79.4	120	120	100	33	33	100				96	91	94.8	103	101	98.1	83	81	97.6	71	66	93
	MERIDIAN COMBINED	2019	7083191	9	10	8	80				30	27	90	30	29	96.7	49	49	100	39	38	97.4				19	18	94.7	30	30	100	19	18	94.7	19	16	84.2
	MERIDIAN COMBINED	2018	7083191	99	22	20	90.9				36	36	100	34	34	100	60	60	100	40	40	100				25	24	96	38	38	100	22	22	100	23	20	87
	MMALESIBA SECONDARY	2019	7084506	1	9	9	100	65	49	75.4	15	15	100	11	6	54.5	85	85	100	43	34	79.1	50	50	100	26	26	100	60	51	85	19	11	57.9	20	17	85
	MMALESIBA SECONDARY	2018	7084506	1	4	4	100	37	29	78.4	10	7	70	8	7	87.5	52	52	100	35	21	60	32	32	100	11	10	90.9	43	36	83.7	6	6	100	8	4	50
	MODIPE HIGH	2019	7082210	1	6	5	83.3	64	26	40.6	9	6	66.7	9	7	77.8	84	83	98.8	28	15	53.6	59	38	64.4	16	13	81.3	58	22	37.9	15	3	20	14	5	35.7
	MODIPE HIGH	2018	7082210	1	7	5	71.4	33	21	63.6	11	9	81.8	11	9	81.8	49	49	100	8	6	75	20	20	100	17	14	82.4	27	10	37	17	5	29.4	14	7	50
	MODUBATSE SECONDARY	2019	7081202	3	34	17	50	219	169	77.2	34	19	55.9	34	16	47.1	281	281	100	154	145	94.2	59	57	96.6	247	159	64.4	192	151	78.6	89	57	64	62	54	87.1
	MODUBATSE SECONDARY	2018	7081202	3	34	25	73.5	244	158	64.8	34	25	73.5	34	25	73.5	310	310	100	180	142	78.9	55	53	96.4	276	194	70.3	200	125	62.5	109	67	61.5	73	63	86.3



Province Districts	Centre Name	Year	Centre No	Quintile	Accounting			Agricultural Sciences			Business Studies			Economics			English First Additional Language			Geography			History			Life Sciences			Mathematical Literacy			Mathematics			Physical Sciences		
					Total Wrote	Achieved 30-100%	% Achieved 30 and Above	Total Wrote	Achieved 30-100%	% Achieved 30 and Above	Total Wrote	Achieved 30-100%	% Achieved 30 and Above	Total Wrote	Achieved 30-100%	% Achieved 30 and Above	Total Wrote	Achieved 30-100%	% Achieved 30 and Above	Total Wrote	Achieved 30-100%	% Achieved 30-100%	Total Wrote	Achieved 30-100%	% Achieved 30-100%	Total Wrote	Achieved 30-100%	% Achieved 30-100%	Total Wrote	Achieved 30-100%	% Achieved 30-100%	Total Wrote	Achieved 30-100%	% Achieved 30-100%			
					MOPANI WEST	MOHLATLEGO MACHABA SECONDARY	2019	7082101	3	10	8	80	57	39	68.4	27	20	74.1	28	23	82.1	142	141	99.3	100	55	55	63	60	95.2	68	40	58.8	101	81	80.2	32
	MOHLATLEGO MACHABA SECONDARY	2018	7082101	3	21	15	71.4	42	32	76.2	32	30	93.8	32	26	81.3	141	141	100	72	58	80.6	66	64	97	100	66	66	102	83	81.4	34	25	73.5	39	32	82.1
	MOHUMI SECONDARY	2019	7081205	1	23	18	78.3	18	17	94.4	23	11	47.8	23	13	56.5	87	87	100	46	40	87	30	25	83.3	64	57	89.1	64	49	76.6	23	14	60.9	34	30	88.2
	MOHUMI SECONDARY	2018	7081205	1	19	16	84.2	26	23	88.5	18	9	50	19	10	52.6	85	84	98.8	40	28	70	31	27	87.1	66	56	84.8	60	29	48.3	25	10	40	35	26	74.3
	MOKHAPA SECONDARY	2019	7084103	2	7	5	71.4	34	20	58.8	9	3	33.3	7	3	42.9	127	123	96.9	83	44	53	83	75	90.4	28	16	57.1	95	62	65.3	18	5	27.8	24	11	45.8
	MOKHAPA SECONDARY	2018	7084103	2	11	4	36.4	22	18	81.8	11	4	36.4	11	7	63.6	78	78	100	45	25	55.6	44	39	88.6	22	16	72.7	45	25	55.6	33	8	24.2	22	10	45.5
	MOKWANE SECONDARY	2019	7084302	1				23	23	100	4	4	100	11	5	45.5	34	33	97.1	24	20	83.3				28	19	67.9	20	14	70	12	3	25	10	3	30
	MOKWANE SECONDARY	2018	7084302	1				14	12	85.7	5	5	100	5	4	80	19	19	100	13	10	76.9				14	8	57.1	13	13	100	6	4	66.7	6	4	66.7
	MOLABOSANE HIGH	2019	7083205	2	15	14	93.3	5	5	100	16	13	81.3	16	13	81.3	80	80	100	57	42	73.7	23	20	87	50	25	50	37	30	81.1	27	12	44.4	18	18	100
	MOLABOSANE HIGH	2018	7083205	2	31	19	61.3	21	16	76.2	32	19	59.4	39	18	46.2	144	133	92.4	63	19	30.2	49	32	65.3	75	29	38.7	66	27	40.9	41	21	51.2	26	20	76.9
	MOLOMAHLAPI SECONDARY	2019	7084507	1	10	3	30				11	5	45.5	13	6	46.2	109	97	89	30	28	93.3	68	47	69.1	23	21	91.3	21	18	85.7	12	4	33.3	7	7	100
	MOLOMAHLAPI SECONDARY	2018	7084507	1	19	13	68.4				26	17	65.4	27	20	74.1	65	61	93.8	36	33	91.7	32	32	100	25	24	96	38	32	84.2	14	2	14.3			
	MOOKGO SECONDARY	2019	7083401	1													15	15	100	15	6	40	8	6	75	15	10	66.7	8	6	75	7	1	14.3	7	0	0
	MOOKGO SECONDARY	2018	7083401	1													24	23	95.8	24	5	20.8	25	20	80	24	12	50	25	10	40						
	MOPYE SECONDARY	2019	7082204	1	15	6	40	31	17	54.8	11	6	54.5	15	5	33.3	62	61	98.4	15	7	46.7	30	9	30	44	12	27.3	37	17	45.9	23	1	4.3	19	7	36.8
	MOPYE SECONDARY	2018	7082204	1	16	7	43.8	19	16	84.2	17	6	35.3	16	10	62.5	54	54	100	17	10	58.8	23	22	95.7	36	21	58.3	41	25	61	11	5	45.5	14	8	57.1
	MOSIBUDI HIGH	2019	7084407	3				24	9	37.5							20	20	100	28	7	25				20	4	20	22	9	40.9						
	MOSIBUDI HIGH	2018	7084407	3				14	6	42.9							17	17	100	18	9	50				21	9	42.9	8	6	75	9	3	33.3	8	2	25
	MOTSHEUDI SECONDARY	2019	7081206	1	24	19	79.2	77	58	75.3	27	14	51.9	24	18	75	142	140	98.6	102	76	74.5				113	89	78.8	96	70	72.9	46	15	32.6			



Province Districts	Centre Name	Year	Centre No	Quintile	Accounting			Agricultural Sciences			Business Studies			Economics			English First Additional Language			Geography			History			Life Sciences			Mathematical Literacy			Mathematics			Physical Sciences		
					Total Wrote	Achieved 30-100%	% Achieved 30 and Above	Total Wrote	Achieved 30-100%	% Achieved 30 and Above	Total Wrote	Achieved 30-100%	% Achieved 30 and Above	Total Wrote	Achieved 30-100%	% Achieved 30 and Above	Total Wrote	Achieved 30-100%	% Achieved 30 and Above	Total Wrote	Achieved 30-100%	% Achieved 30-100%	Total Wrote	Achieved 30-100%	% Achieved 30-100%	Total Wrote	Achieved 30-100%	% Achieved 30-100%	Total Wrote	Achieved 30-100%	% Achieved 30-100%	Total Wrote	Achieved 30-100%	% Achieved 30-100%			
					MOTSHEUDI SECONDARY	2018	7081206	1	27	13	48.1	61	46	75.4	37	15	40.5	27	23	85.2	124	124	100	90	65	72.2				84	72	85.7	60	43	71.7	64	30
MPAPATLA SECONDARY	2019	7081104	1				55	20	36.4							55	43	78.2				45	26	57.8	55	13	23.6	45	25	55.6	10	3	30	10	3	30	
MPAPATLA SECONDARY	2018	7081104	1				33	22	66.7							50	44	88	17	6	35.3	36	31	86.1	50	17	34	36	12	33.3	14	6	42.9	14	8	57.1	
MPUMULANA SECONDARY	2019	7084106	2										34	13	38.2	56	56	100	56	32	57.1				22	17	77.3	47	33	70.2	9	4	44.4	8	5	62.5	
MPUMULANA SECONDARY	2018	7084106	2										24	10	41.7	53	53	100	49	27	55.1				24	22	91.7	41	32	78	11	7	63.6	8	8	100	
MUGWAZENI SECONDARY SCHOOL	2019	7083304	3													91	81	89	61	25	41	69	27	39.1	18	8	44.4	43	15	34.9	17	7	41.2	19	7	36.8	
MUGWAZENI SECONDARY SCHOOL	2018	7083304	3													87	84	96.6	86	42	48.8	59	51	86.4	87	31	35.6	59	27	45.8	28	15	53.6	28	12	42.9	
NAPSADI SENIOR SECONDARY	2019	7084508	1													37	37	100	35	26	74.3	29	22	75.9	41	26	63.4	21	15	71.4	17	5	29.4	17	10	58.8	
NAPSADI SENIOR SECONDARY	2018	7084508	1													66	63	95.5	63	34	54	25	24	96	80	39	48.8	32	12	37.5	44	19	43.2	37	25	67.6	
NAPSCOM SECONDARY	2019	7084207	2	14	8	57.1	52	33	63.5	31	24	77.4	32	12	37.5	108	108	100	54	33	61.1				63	37	58.7	83	66	79.5	12	8	66.7	27	15	55.6	
NAPSCOM SECONDARY	2018	7084207	2	27	12	44.4	67	30	44.8	58	21	36.2	64	18	28.1	171	165	96.5	87	26	29.9				87	50	57.5	116	65	56	29	14	48.3	41	20	48.8	
NARENG SECONDARY	2019	7084408	3	16	11	68.8	44	31	70.5	17	10	58.8	17	13	76.5	62	60	96.8	44	30	68.2				40	27	67.5	43	31	72.1	14	5	35.7				
NARENG SECONDARY	2018	7084408	3	21	11	52.4	74	29	39.2	21	12	57.1	22	15	68.2	81	79	97.5	50	13	26				65	31	47.7	57	25	43.9	26	11	42.3	19	8	42.1	
NELSON RAMODIKE SECONDARY	2019	7084201	2	11	7	63.6	40	11	27.5	11	5	45.5	11	4	36.4	51	50	98	29	9	31	29	23	79.3	11	3	27.3	43	22	51.2	8	1	12.5	11	2	18.2	
NELSON RAMODIKE SECONDARY	2018	7084201	2	13	6	46.2	37	11	29.7	13	5	38.5	13	7	53.8	50	50	100	28	18	64.3	28	28	100	9	9	100	41	27	65.9	9	2	22.2	9	4	44.4	
NGWANAMAKHUTSWE SECONDARY	2019	7084409	3	4	4	100	28	12	42.9	8	6	75	10	7	70	48	43	89.6	50	32	64				46	25	54.3	33	20	60.6	28	6	21.4	21	8	38.1	

Province Districts	Centre Name	Year	Centre No	Quintile	Accounting			Agricultural Sciences			Business Studies			Economics			English First Additional Language			Geography			History			Life Sciences			Mathematical Literacy			Mathematics			Physical Sciences		
					Total Wrote	Achieved 30-100%	% Achieved 30 and Above	Total Wrote	Achieved 30-100%	% Achieved 30 and Above	Total Wrote	Achieved 30-100%	% Achieved 30 and Above	Total Wrote	Achieved 30-100%	% Achieved 30 and Above	Total Wrote	Achieved 30-100%	% Achieved 30 and Above	Total Wrote	Achieved 30-100%	% Achieved 30-100%	Total Wrote	Achieved 30-100%	% Achieved 30-100%	Total Wrote	Achieved 30-100%	% Achieved 30-100%	Total Wrote	Achieved 30-100%	% Achieved 30-100%	Total Wrote	Achieved 30-100%	% Achieved 30-100%			
					MOPANI WEST	NGWANAMAKHUTSWE SECONDARY	2018	7084409	3	15	2	13.3	33	11	33.3	15	4	26.7	15	7	46.7	65	65	100	49	20	40.8				43	25	58.1	42	13	31	17
	PETANENGE JUNIOR SECONDARY	2019	7083107	3													28	28	100	27	21	77.8	26	26	100	25	9	36	26	23	88.5						
	PETANENGE JUNIOR SECONDARY	2018	7083107	3													33	33	100	33	18	54.5	33	33	100	33	19	57.6	33	26	78.8						
	PHANGASASA SENIOR SECONDARY	2019	7083202	2							3	2	66.7	5	5	100	24	24	100	20	19	95				16	16	100	8	7	87.5	13	7	53.8	13	12	92.3
	PHANGASASA SENIOR SECONDARY	2018	7083202	2							11	6	54.5	12	7	58.3	38	38	100	36	30	83.3				23	21	91.3	11	9	81.8	22	8	36.4	22	21	95.5
	PEREHLA-MAAKE SECONDARY	2019	7084305	3	12	11	91.7	41	41	100	12	11	91.7	13	12	92.3	121	121	100	99	93	93.9	35	35	100	109	76	69.7	35	31	88.6	86	32	37.2	42	33	78.6
	PEREHLA-MAAKE SECONDARY	2018	7084305	3	18	13	72.2	42	42	100	18	15	83.3	18	16	88.9	104	104	100	86	70	81.4	25	25	100	86	62	72.1	66	57	86.4	38	25	65.8	19	17	89.5
	PHUSELA HIGH	2019	7084205	3	44	23	52.3	55	39	70.9	44	38	86.4	44	27	61.4	216	213	98.6	53	42	79.2	71	56	78.9	172	77	44.8	148	103	69.6	68	31	45.6	101	39	38.6
	PHUSELA HIGH	2018	7084205	3	42	19	45.2	57	27	47.4	44	30	68.2	45	30	66.7	192	192	100	50	39	78	41	31	75.6	149	60	40.3	72	40	55.6	122	38	31.1	108	25	23.1
	PROFESSOR MUHLAVA SHILUVANA HIGH	2019	7083203	2													83	80	96.4	50	29	58	37	20	54.1	80	30	37.5	47	23	48.9	27	9	33.3	21	12	57.1
	PROFESSOR MUHLAVA SHILUVANA HIGH	2018	7083203	2													81	74	91.4	26	21	80.8	42	25	59.5	70	40	57.1	52	23	44.2	15	13	86.7	15	14	93.3
	PROGRESS	2019	7083106	3							29	15	51.7	15	5	33.3	33	33	100	33	16	48.5				18	7	38.9	29	26	89.7	4	1	25	4	3	75
	PROGRESS	2018	7083106	3							22	8	36.4	12	6	50	33	33	100	33	20	60.6				21	16	76.2	22	17	77.3	11	7	63.6	11	9	81.8
	PULANE HIGH	2019	7081106	1													28	28	100	28	18	64.3	28	27	96.4	28	10	35.7	28	19	67.9						
	PULANE HIGH	2018	7081106	1													28	28	100	28	14	50	28	28	100	28	14	50	28	20	71.4						
	RAINBOW COMBINED SCHOOL	2019	7084191	9	9	8	88.9				17	7	41.2	16	14	87.5	23	23	100	14	14	100				6	6	100	14	14	100	9	8	88.9	7	7	100

Province Districts	Centre Name	Year	Centre No	Quintile	Accounting			Agricultural Sciences			Business Studies			Economics			English First Additional Language			Geography			History			Life Sciences			Mathematical Literacy			Mathematics			Physical Sciences		
					Total Wrote	Achieved 30-100%	% Achieved 30 and Above	Total Wrote	Achieved 30-100%	% Achieved 30 and Above	Total Wrote	Achieved 30-100%	% Achieved 30 and Above	Total Wrote	Achieved 30-100%	% Achieved 30 and Above	Total Wrote	Achieved 30-100%	% Achieved 30 and Above	Total Wrote	Achieved 30-100%	% Achieved 30-100%	Total Wrote	Achieved 30-100%	% Achieved 30-100%	Total Wrote	Achieved 30-100%	% Achieved 30-100%	Total Wrote	Achieved 30-100%	% Achieved 30-100%	Total Wrote	Achieved 30-100%	% Achieved 30-100%			
					MOPANI WEST	RAINBOW COMBINED SCHOOL	2018	7084191	99	10	10	100				14	11	78.6	14	14	100	36	36	100	26	26	100				22	21	95.5	21	21	100	15
	RAKGOLOKWANA SECONDARY	2019	7084509	1	8	4	50	26	25	96.2	8	8	100	11	8	72.7	90	89	98.9	43	28	65.1	39	39	100	66	47	71.2	59	50	84.7	22	17	77.3	31	18	58.1
	RAKGOLOKWANA SECONDARY	2018	7084509	1	12	6	50	27	23	85.2	13	9	69.2	14	10	71.4	100	96	96	53	19	35.8	36	36	100	72	54	75	52	29	55.8	34	33	97.1	33	18	54.5
	RAMA SECONDARY SCHOOL	2019	7081108	1												58	58	100	52	44	84.6	32	29	90.6	53	39	73.6	29	29	100	26	15	57.7	27	20	74.1	
	RAMA SECONDARY SCHOOL	2018	7081108	1												33	33	100	32	28	87.5	15	14	93.3	32	27	84.4	17	13	76.5	16	13	81.3	16	13	81.3	
	RAMASETE HIGH	2019	7084510	1	18	10	55.6				16	10	62.5	15	5	33.3	49	49	100	24	21	87.5				22	12	54.5	33	25	75.8	5	2	40	23	12	52.2
	RAMASETE HIGH	2018	7084510	1	14	8	57.1				16	6	37.5	14	7	50	64	62	96.9	29	20	69				26	16	61.5	40	27	67.5	12	6	50	24	8	33.3
	RAMATAU SECONDARY	2019	7084410	3	9	6	66.7				9	9	100	9	4	44.4	75	73	97.3	56	54	96.4	34	30	88.2	61	51	83.6	37	35	94.6	33	28	84.8	32	32	100
	RAMATAU SECONDARY	2018	7084410	3	14	11	78.6				14	14	100	14	14	100	125	117	93.6	80	65	81.3	61	50	82	87	67	77	56	39	69.6	54	44	81.5	46	42	91.3
	RAMOBA HIGH	2019	7084202	2				79	48	60.8							126	118	93.7	96	67	69.8				100	68	68	71	47	66.2	41	24	58.5	38	30	78.9
	RAMOBA HIGH	2018	7084202	2				60	35	58.3							119	114	95.8	87	55	63.2				100	70	70	63	39	61.9	44	36	81.8	50	33	66
	RAMOTSHINYADI SECONDARY	2019	7081105	1							6	4	66.7	6	5	83.3	47	46	97.9	28	24	85.7	28	15	53.6	22	18	81.8	16	14	87.5	13	4	30.8	16	10	62.5
	RAMOTSHINYADI SECONDARY	2018	7081105	1	4	2	50	8	5	62.5	10	7	70	14	7	50	60	58	96.7	41	20	48.8	25	22	88	41	25	61	39	21	53.8	13	6	46.2	21	6	28.6
	SAMSON SOLANI N'WAMITWA SECONDARY	2019	7083307	1							27	12	44.4	16	6	37.5	34	34	100	12	10	83.3							34	18	52.9						
	SAMSON SOLANI N'WAMITWA SECONDARY	2018	7083307	1							30	20	66.7	18	12	66.7	38	37	97.4	15	9	60						34	18	52.9							

Province Districts	Centre Name	Year	Centre No	Quintile	Accounting			Agricultural Sciences			Business Studies			Economics			English First Additional Language			Geography			History			Life Sciences			Mathematical Literacy			Mathematics			Physical Sciences		
					Total Wrote	Achieved 30-100%	% Achieved 30 and Above	Total Wrote	Achieved 30-100%	% Achieved 30 and Above	Total Wrote	Achieved 30-100%	% Achieved 30 and Above	Total Wrote	Achieved 30-100%	% Achieved 30 and Above	Total Wrote	Achieved 30-100%	% Achieved 30 and Above	Total Wrote	Achieved 30-100%	% Achieved 30-100%	Total Wrote	Achieved 30-100%	% Achieved 30-100%	Total Wrote	Achieved 30-100%	% Achieved 30-100%	Total Wrote	Achieved 30-100%	% Achieved 30-100%	Total Wrote	Achieved 30-100%	% Achieved 30-100%			
					MOPANI WEST	SCOTCH MABOKO SECONDARY SCHOOL	2019	7083209	2							12	9	75	12	9	75	33	33	100	19	14	73.7	22	21	95.5	18	9	50	24	19	79.2	6
	SCOTCH MABOKO SECONDARY SCHOOL	2018	7083209	2	5	3	60				20	14	70	21	11	52.4	44	43	97.7	22	10	45.5	29	23	79.3	23	8	34.8	36	19	52.8	7	5	71.4	9	3	33.3
	SEAGOTLE SECONDARY	2019	7084411	3	18	11	61.1	82	39	47.6	18	11	61.1	19	7	36.8	137	125	91.2	89	75	84.3				84	37	44	87	62	71.3	25	8	32	22	15	68.2
	SEAGOTLE SECONDARY	2018	7084411	3	28	18	64.3	78	37	47.4	28	24	85.7	29	23	79.3	152	148	97.4	116	72	62.1				117	74	63.2	72	37	51.4	73	30	41.1	45	37	82.2
	SEBOYE SECONDARY	2019	7084203	3	29	9	31	19	17	89.5	42	24	57.1	40	25	62.5	112	107	95.5	30	23	76.7	18	17	94.4	35	20	57.1	94	55	58.5	11	6	54.5	18	12	66.7
	SEBOYE SECONDARY	2018	7084203	3	18	8	44.4	23	17	73.9	41	16	39	41	13	31.7	85	82	96.5	44	11	25	21	18	85.7	44	19	43.2	75	41	54.7	10	6	60	23	6	26.1
	SEDAN SECONDARY SCHOL	2019	7083208	2							16	5	31.3	15	14	93.3	37	37	100	21	17	81				22	9	40.9	22	13	59.1	15	6	40	14	5	35.7
	SEDAN SECONDARY SCHOL	2018	7083208	2							5	4	80	6	5	83.3	48	45	93.8	27	19	70.4				28	20	71.4	22	10	45.5	17	11	64.7	17	11	64.7
	SEKABA SECONDARY	2019	7084204	2													42	41	97.6	40	31	77.5	38	35	92.1	36	14	38.9	49	39	79.6	2	1	50	6	4	66.7
	SEKABA SECONDARY	2018	7084204	2													27	27	100	30	27	90	21	21	100	30	17	56.7	19	19	100	10	9	90	10	9	90
	SEK GALABJANA SECONDARY	2019	7084412	3	18	18	100	33	29	87.9	21	12	57.1	19	19	100	68	66	97.1	33	28	84.8	12	12	100	43	40	93	44	42	95.5	21	7	33.3	13	12	92.3
	SEK GALABJANA SECONDARY	2018	7084412	3	14	10	71.4	83	29	34.9	16	12	75	15	10	66.7	144	116	80.6	98	25	25.5	33	25	75.8	116	50	43.1	94	44	46.8	40	11	27.5	21	19	90.5
	SEKHUKHUMELE SECONDARY SCHOOL	2019	7081207	3	9	7	77.8	37	28	75.7	9	6	66.7	9	5	55.6	46	45	97.8	29	19	65.5				37	27	73	35	27	77.1	11	4	36.4	8	8	100
	SEKHUKHUMELE SECONDARY SCHOOL	2018	7081207	3	16	11	68.8	20	17	85	16	11	68.8	16	11	68.8	36	36	100	7	3	42.9	6	6	100	20	19	95	28	20	71.4	8	5	62.5	7	7	100
	SEMARELA SECONDARY	2019	7082209	1	21	9	42.9				22	12	54.5	22	5	22.7	77	75	97.4	45	34	75.6	31	27	87.1	40	18	45	51	34	66.7	14	6	42.9	19	12	63.2
	SEMARELA SECONDARY	2018	7082209	1	14	7	50				14	8	57.1	15	12	80	49	49	100	26	20	76.9	12	11	91.7	26	17	65.4	32	25	78.1	12	5	41.7	15	10	66.7
	SENWABAKGOLOLO SECONDARY	2019	7081107	1													29	28	96.6	29	15	51.7	17	10	58.8	29	15	51.7	17	6	35.3	12	4	33.3	12	8	66.7

Province Districts	Centre Name	Year	Centre No	Quintile	Accounting			Agricultural Sciences			Business Studies			Economics			English First Additional Language			Geography			History			Life Sciences			Mathematical Literacy			Mathematics			Physical Sciences		
					Total Wrote	Achieved 30-100%	% Achieved 30 and Above	Total Wrote	Achieved 30-100%	% Achieved 30 and Above	Total Wrote	Achieved 30-100%	% Achieved 30 and Above	Total Wrote	Achieved 30-100%	% Achieved 30 and Above	Total Wrote	Achieved 30-100%	% Achieved 30 and Above	Total Wrote	Achieved 30-100%	% Achieved 30-100%	Total Wrote	Achieved 30-100%	% Achieved 30-100%	Total Wrote	Achieved 30-100%	% Achieved 30-100%	Total Wrote	Achieved 30-100%	% Achieved 30-100%	Total Wrote	Achieved 30-100%	% Achieved 30-100%			
					MOPANI WEST	SENWABAKGOLOLO SECONDARY	2018	7081107	1											31	31	100	31	21	67.7	19	18	94.7	31	28	90.3	19	9	47.4	12	12	100
	SERARE HIGH SCHOOL	2019	7084309	1											37	37	100	37	15	40.5				37	10	27				37	1	2.7	36	2	5.6		
	SERURUBELE SECONDARY	2019	7084101	2	5	4	80	66	37	56.1	5	3	60	5	2	40	71	69	97.2	38	23	60.5				65	24	36.9	45	23	51.1	26	6	23.1	28	13	46.4
	SERURUBELE SECONDARY	2018	7084101	2	12	5	41.7	54	20	37	12	8	66.7	12	4	33.3	66	65	98.5	28	12	42.9				54	25	46.3	52	23	44.2	14	4	28.6	25	10	40
	SEVENGWANA SECONDARY SCHOOL	2019	7083406	1							17	3	17.6	13	9	69.2	111	109	98.2	71	41	57.7	27	19	70.4	39	34	87.2	84	52	61.9	26	20	76.9	39	19	48.7
	SEVENGWANA SECONDARY SCHOOL	2018	7083406	1							2	2	100	2	2	100	116	116	100	88	53	60.2	17	15	88.2	97	60	61.9	19	16	84.2	97	26	26.8	97	48	49.5
	ST GEORGE COLLEGE	2019	7083192	9	20	20	100				21	21	100	18	18	100	79	79	100	58	58	100				59	59	100	5	5	100	74	73	98.6	61	61	100
	ST GEORGE COLLEGE	2018	7083192	99	21	20	95.2				28	28	100	31	31	100	88	88	100	59	59	100				68	68	100	23	23	100	65	65	100	57	57	100
	STANELY MOPAI SECONDARY	2019	7082102	3	12	11	91.7				26	16	61.5	28	20	71.4	77	76	98.7	37	21	56.8	30	28	93.3	11	10	90.9	56	36	64.3	3	1	33.3	11	8	72.7
	STANELY MOPAI SECONDARY	2018	7082102	3	10	9	90				16	11	68.8	19	14	73.7	57	57	100	36	28	77.8	20	20	100	17	14	82.4	39	28	71.8	11	3	27.3	14	7	50
	TIKENI SECONDARY SCHOOL	2019	7083408	1												26	26	100	39	28	71.8	21	15	71.4	26	11	42.3	21	17	81	10	3	30	17	11	64.7	
	TIKENI SECONDARY SCHOOL	2018	7083408	1												30	29	96.7	35	16	45.7	20	18	90	30	14	46.7	21	11	52.4	12	5	41.7	16	4	25	
	TSANENG COMBINE JUNIOR SECONDARY	2019	7082105	1				6	5	83.3						21	19	90.5	5	5	100	17	9	52.9	10	8	80	7	7	100	3	1	33.3	3	2	66.7	



Province Districts	Centre Name	Year	Centre No	Quintile	Accounting			Agricultural Sciences			Business Studies			Economics			English First Additional Language			Geography			History			Life Sciences			Mathematical Literacy			Mathematics			Physical Sciences		
					Total Wrote	Achieved 30-100%	% Achieved 30 and Above	Total Wrote	Achieved 30-100%	% Achieved 30 and Above	Total Wrote	Achieved 30-100%	% Achieved 30 and Above	Total Wrote	Achieved 30-100%	% Achieved 30 and Above	Total Wrote	Achieved 30-100%	% Achieved 30 and Above	Total Wrote	Achieved 30-100%	% Achieved 30-100%	Total Wrote	Achieved 30-100%	% Achieved 30-100%	Total Wrote	Achieved 30-100%	% Achieved 30-100%	Total Wrote	Achieved 30-100%	% Achieved 30-100%	Total Wrote	Achieved 30-100%	% Achieved 30-100%			
					SEKHUKHUNE EAST	DINAKANYANE SECONDARY	2019	7093208	1	5	5	100				36	31	86.1	6	5	83.3	49	46	93.9	43	36	83.7				37	21	56.8	28	22	78.6	14
DINAKANYANE SECONDARY	2018	7093208	1	6		6	100				22	18	81.8	11	9	81.8	37	37	100	22	21	95.5				30	23	76.7	21	15	71.4	12	7	58.3	11	11	100
DINKWANYANE SECONDARY	2019	7091106	1	7		5	71.4							8	5	62.5	21	21	100	22	8	36.4				22	5	22.7	19	11	57.9	11	1	9.1			
DINKWANYANE SECONDARY	2018	7091106	1	7		0	0							7	6	85.7	17	17	100	11	3	27.3				14	10	71.4	15	8	53.3	6	0	0			
DITHOTHWANENG SECONDARY	2019	7093306	1	17		9	52.9	56	46	82.1	19	13	68.4	17	9	52.9	97	88	90.7	24	17	70.8	43	39	90.7	27	26	96.3	40	35	87.5	31	25	80.6	27	27	100
DITHOTHWANENG SECONDARY	2018	7093306	1	20		10	50	42	33	78.6	21	19	90.5	20	10	50	71	71	100	10	7	70	18	17	94.4	27	21	77.8	19	17	89.5	38	13	34.2	27	26	96.3
FETAKGOMO SENIOR SECONDARY	2019	7093204	1	14		12	85.7	35	33	94.3	14	13	92.9	28	19	67.9	89	88	98.9	25	24	96	23	21	91.3	50	36	72	26	18	69.2	61	36	59	50	34	68
FETAKGOMO SENIOR SECONDARY	2018	7093204	1	31		4	12.9	39	30	76.9	33	14	42.4	72	27	37.5	155	148	95.5	39	30	76.9	34	33	97.1	60	55	91.7	58	35	60.3	69	44	63.8	60	46	76.7
FRANK MASHILE SECONDARY	2019	7093105	1	34		3	8.8	66	32	48.5	38	11	28.9	39	9	23.1	100	82	82							61	24	39.3	21	6	28.6	78	18	23.1	61	24	39.3
FRANK MASHILE SECONDARY	2018	7093105	1	30		12	40	79	49	62	40	19	47.5	40	18	45	109	102	93.6							69	46	66.7	31	10	32.3	77	20	26	69	42	60.9
GANGADZA SENIOR SECONDARY	2019	7092505	1					42	18	42.9							67	58	86.6	62	23	37.1				59	18	30.5	23	14	60.9	36	6	16.7	13	4	30.8
GANGADZA SENIOR SECONDARY	2018	7092505	1					25	9	36							39	33	84.6	39	12	30.8				39	14	35.9	18	7	38.9	21	8	38.1	14	3	21.4
GOBETSE SECONDARY	2019	7094305	1	20		7	35				29	9	31	31	4	12.9	117	110	94	73	40	54.8	26	17	65.4	46	34	73.9	54	31	57.4	49	13	26.5	33	18	54.5
GOBETSE SECONDARY	2018	7094305	1	18		4	22.2				27	8	29.6	27	12	44.4	127	119	93.7	57	33	57.9	22	9	40.9	57	30	52.6	36	22	61.1	45	7	15.6	29	18	62.1



Province Districts	Centre Name	Year	Centre No	Quintile	Accounting			Agricultural Sciences			Business Studies			Economics			English First Additional Language			Geography			History			Life Sciences			Mathematical Literacy			Mathematics			Physical Sciences			
					Total Wrote	Achieved 30-100%	% Achieved 30 and Above	Total Wrote	Achieved 30-100%	% Achieved 30 and Above	Total Wrote	Achieved 30-100%	% Achieved 30 and Above	Total Wrote	Achieved 30-100%	% Achieved 30 and Above	Total Wrote	Achieved 30-100%	% Achieved 30 and Above	Total Wrote	Achieved 30-100%	% Achieved 30-100%	Total Wrote	Achieved 30-100%	% Achieved 30-100%	Total Wrote	Achieved 30-100%	% Achieved 30-100%	Total Wrote	Achieved 30-100%	% Achieved 30-100%	Total Wrote	Achieved 30-100%	% Achieved 30-100%				
					SEKHUKHUNE EAST	HANS KOMANE SECONDARY	2019	7093201	1	9	6	66.7				34	13	38.2	37	7	18.9	49	47	95.9	23	20	87				30	19	63.3	33	22	66.7	11	3
	HANS KOMANE SECONDARY	2018	7093201	1	8	2	25				7	3	42.9	19	16	84.2	27	25	92.6	15	10	66.7				14	11	78.6	15	12	80	3	2	66.7	1	1	100	
	JANE FURSE COMPREHENSIVE	2019	7094403	3	34	28	82.4	26	22	84.6	13	10	76.9	16	5	31.3	123	123	100	73	68	93.2				104	87	83.7	30	24	80	89	62	69.7	80	75	93.8	
	JANE FURSE COMPREHENSIVE	2018	7094403	3	30	23	76.7	19	18	94.7	19	15	78.9	22	19	86.4	114	114	100	72	67	93.1				91	85	93.4	24	20	83.3	89	63	70.8	75	73	97.3	
	KANAMA SECONDARY	2019	7091408	2	5	0	0				5	0	0	5	1	20	5	5	100										5	3	60							
	KANAMA SECONDARY	2018	7091408	2	6	1	16.7				6	1	16.7	6	4	66.7	6	6	100										6	5	83.3							
	KGAHLANONG SECONDARY SCHOOL	2019	7094311	1	8	7	87.5				14	8	57.1	15	8	53.3	163	155	95.1	51	36	70.6				59	26	44.1	44	30	68.2	51	34	66.7	43	30	69.8	
	KGAHLANONG SECONDARY SCHOOL	2018	7094311	1	15	5	33.3				12	6	50	14	8	57.1	227	223	98.2	98	60	61.2				114	49	43	72	43	59.7	95	58	61.1	91	42	46.2	
	KGALATLOU SECONDARY	2019	7094202	1	19	2	10.5							14	3	21.4	67	66	98.5	55	26	47.3	12	11	91.7	48	14	29.2	40	11	27.5	29	8	27.6	36	10	27.8	
	KGALATLOU SECONDARY	2018	7094202	1	30	10	33.3							15	6	40	61	58	95.1	25	6	24	21	19	90.5	19	4	21.1	19	10	52.6	19	4	21.1	21	3	14.3	
	KGAOLA SENIOR SECONDARY	2019	7091104	1							12	6	50	16	5	31.3	13	13	100													13	0	0				
	KGAOLA SENIOR SECONDARY	2018	7091104	1							15	5	33.3	15	6	40	15	15	100												15	0	0					
	KGOKODIBENG SECONDARY	2019	7092107	1	18	3	16.7	48	30	62.5	20	6	30	24	7	29.2	126	109	86.5	39	17	43.6	35	5	14.3	37	26	70.3	42	16	38.1	55	34	61.8	41	28	68.3	
	KGOKODIBENG SECONDARY	2018	7092107	1	12	5	41.7	38	30	78.9	12	6	50	12	9	75	64	62	96.9	14	9	64.3	14	12	85.7	38	29	76.3	26	21	80.8	38	37	97.4	38	34	89.5	
	KGOLANE SECONDARY-1	2019	7092404	1	3	2	66.7							3	1	33.3	11	11	100	11	7	63.6				8	3	37.5				11	0	0	8	0	0	

Province Districts	Centre Name	Year	Centre No	Quintile	Accounting			Agricultural Sciences			Business Studies			Economics			English First Additional Language			Geography			History			Life Sciences			Mathematical Literacy			Mathematics			Physical Sciences		
					Total Wrote	Achieved 30-100%	% Achieved 30 and Above	Total Wrote	Achieved 30-100%	% Achieved 30 and Above	Total Wrote	Achieved 30-100%	% Achieved 30 and Above	Total Wrote	Achieved 30-100%	% Achieved 30 and Above	Total Wrote	Achieved 30-100%	% Achieved 30 and Above	Total Wrote	Achieved 30-100%	% Achieved 30-100%	Total Wrote	Achieved 30-100%	% Achieved 30-100%	Total Wrote	Achieved 30-100%	% Achieved 30-100%	Total Wrote	Achieved 30-100%	% Achieved 30-100%	Total Wrote	Achieved 30-100%	% Achieved 30-100%			
					SEKHUKHUNE EAST	KGOLANE SECONDARY-1	2018	7092404	1	25	5	20				27	7	25.9	26	8	30.8	72	45	62.5	47	5	10.6				40	6	15	47	6	12.8	20
	KGOLOKO SENIOR SECONDARY	2019	7094406	1	35	12	34.3	95	37	38.9	26	8	30.8	27	10	37	187	151	80.7	88	40	45.5				92	40	43.5	62	29	46.8	62	15	24.2	47	16	34
	KGOLOKO SENIOR SECONDARY	2018	7094406	1	11	6	54.5	79	39	49.4	12	5	41.7	10	4	40	122	119	97.5	77	36	46.8				97	55	56.7	43	19	44.2	63	20	31.7	45	23	51.1
	KWELEDI SECONDARY	2019	7091308	2	11	10	90.9				14	12	85.7	9	9	100	115	108	93.9	55	48	87.3	59	42	71.2	57	31	54.4	30	25	83.3	35	25	71.4	25	15	60
	KWELEDI SECONDARY	2018	7091308	2	21	14	66.7				24	17	70.8	23	12	52.2	122	121	99.2	62	46	74.2	40	34	85	61	46	75.4	34	20	58.8	42	32	76.2	34	23	67.6
	LAMDZANDVO SECONDARY	2019	7094206	1				15	15	100							18	18	100	15	15	100				15	14	93.3	13	11	84.6	5	5	100			
	LAMDZANDVO SECONDARY	2018	7094206	1				15	15	100							24	21	87.5	15	15	100				15	14	93.3	15	10	66.7	9	1	11.1			
	LEAGATHOKO SECONDARY	2019	7091409	2	13	4	30.8	47	35	74.5	13	8	61.5	14	7	50	75	62	82.7	31	17	54.8				43	29	67.4	41	27	65.9	19	10	52.6	25	18	72
	LEAGATHOKO SECONDARY	2018	7091409	2	14	7	50	40	22	55	15	7	46.7	14	9	64.3	60	54	90	19	8	42.1				40	20	50	36	18	50	16	5	31.3	22	7	31.8
	LEFAKGOMO SECONDARY	2019	7092503	1	22	10	45.5	64	29	45.3	38	6	15.8	17	4	23.5	135	96	71.1	35	15	42.9				85	27	31.8	41	23	56.1	32	6	18.8	35	10	28.6
	LEFAKGOMO SECONDARY	2018	7092503	1	21	6	28.6	84	38	45.2	21	3	14.3	21	5	23.8	120	112	93.3	49	12	24.5				89	34	38.2	65	41	63.1	45	10	22.2	40	15	37.5
	LEGARE SENIOR SECONDARY	2019	7094203	1	11	1	9.1	12	11	91.7	12	2	16.7	11	1	9.1	66	52	78.8	8	2	25	39	20	51.3	22	9	40.9	12	6	50	18	4	22.2	8	5	62.5
	LEGARE SENIOR SECONDARY	2018	7094203	1	15	6	40	12	11	91.7	17	9	52.9	24	7	29.2	77	69	89.6	25	12	48	26	26	100	30	17	56.7	19	7	36.8	36	9	25	20	10	50
	LEHLABA SECONDARY	2019	7091302	1	8	4	50	78	52	66.7	8	5	62.5	8	2	25	68	68	100	31	15	48.4				79	38	48.1	18	15	83.3	48	21	43.8	50	25	50
	LEHLABA SECONDARY	2018	7091302	1	14	4	28.6	75	53	70.7	11	6	54.5	13	4	30.8	80	80	100	34	15	44.1				83	48	57.8	44	27	61.4	52	26	50	50	34	68
	LEHLABILE SECONDARY	2019	7091205	1	13	12	92.3				15	15	100	14	13	92.9	86	86	100	50	47	94	35	34	97.1	47	30	63.8	46	38	82.6	25	22	88	21	17	81

Province Districts	Centre Name	Year	Centre No	Quintile	Accounting			Agricultural Sciences			Business Studies			Economics			English First Additional Language			Geography			History			Life Sciences			Mathematical Literacy			Mathematics			Physical Sciences		
					Total Wrote	Achieved 30-100%	% Achieved 30 and Above	Total Wrote	Achieved 30-100%	% Achieved 30 and Above	Total Wrote	Achieved 30-100%	% Achieved 30 and Above	Total Wrote	Achieved 30-100%	% Achieved 30 and Above	Total Wrote	Achieved 30-100%	% Achieved 30 and Above	Total Wrote	Achieved 30-100%	% Achieved 30-100%	Total Wrote	Achieved 30-100%	% Achieved 30-100%	Total Wrote	Achieved 30-100%	% Achieved 30-100%	Total Wrote	Achieved 30-100%	% Achieved 30-100%	Total Wrote	Achieved 30-100%	% Achieved 30-100%			
					SEKHUKHUNE EAST	LEHLABILE SECONDARY	2018	7091205	1	21	19	90.5				21	16	76.2	21	13	61.9	105	103	98.1	59	52	88.1	35	33	94.3	59	47	79.7	65	51	78.5	33
	LEHUTJWANA SENIOR SECONDARY	2019	7094408	2	10	5	50	12	9	75	5	3	60	21	5	23.8	47	33	70.2	24	7	29.2				24	7	29.2	28	11	39.3	16	10	62.5	16	9	56.3
	LEHUTJWANA SENIOR SECONDARY	2018	7094408	2	6	1	16.7	25	5	20	6	3	50	42	4	9.5	83	63	75.9	10	2	20				19	4	21.1	14	5	35.7	10	5	50	9	5	55.6
	LEKENTLE SECONDARY	2019	7093301	1	3	2	66.7	42	33	78.6	4	2	50	5	2	40	60	58	96.7	17	13	76.5				39	21	53.8	29	13	44.8	23	22	95.7	21	18	85.7
	LEKENTLE SECONDARY	2018	7093301	1	4	3	75	47	25	53.2	4	3	75	6	1	16.7	64	62	96.9	21	12	57.1				49	25	51	19	8	42.1	27	18	66.7	22	15	68.2
	LENGAMA SENIOR SECONDARY	2019	7094404	2	1	1	100	39	17	43.6	11	1	9.1	1	1	100	79	55	69.6	38	11	28.9				24	18	75				26	3	11.5	16	7	43.8
	LENGAMA SENIOR SECONDARY	2018	7094404	2	5	1	20	27	16	59.3	5	2	40	5	1	20	65	57	87.7	4	3	75				27	21	77.8				65	7	10.8	23	7	30.4
	LEOLO HIGH	2019	7091309	3	40	25	62.5				42	29	69	42	30	71.4	147	146	99.3	75	54	72				75	49	65.3				99	24	24.2	59	30	50.8
	LEOLO HIGH	2018	7091309	3	19	15	78.9				24	17	70.8	24	17	70.8	104	103	99	51	36	70.6				56	43	76.8				67	29	43.3	48	18	37.5
	LEPHENYE SECONDARY	2019	7092507	1	5	1	20				11	6	54.5	9	5	55.6	29	19	65.5	17	10	58.8				13	7	53.8	14	10	71.4	8	1	12.5	8	3	37.5
	LEPHENYE SECONDARY	2018	7092507	1	7	2	28.6				9	3	33.3	16	12	75	27	27	100	20	9	45				16	10	62.5	12	8	66.7	11	7	63.6	12	12	100
	LESAILANE SECONDARY	2019	7092506	1							7	1	14.3	7	1	14.3	53	52	98.1	33	30	90.9				31	28	90.3	17	9	52.9	21	16	76.2	13	12	92.3
	LESAILANE SECONDARY	2018	7092506	1	2	0	0				13	4	30.8	13	2	15.4	55	48	87.3	28	27	96.4				27	27	100	14	6	42.9	26	20	76.9	23	14	60.9
	LETAU SENIOR SECONDARY	2019	7091301	1	14	3	21.4							9	7	77.8	45	43	95.6	32	21	65.6				26	11	42.3	17	11	64.7	21	10	47.6	25	13	52
	LETAU SENIOR SECONDARY	2018	7091301	1	23	3	13							18	7	38.9	56	52	92.9	45	23	51.1				29	18	62.1	29	14	48.3	22	4	18.2	28	15	53.6
	LOBAMBA JUNIOR SECONDARY	2019	7094108	1				19	18	94.7							32	25	78.1							19	9	47.4	19	18	94.7						
	LOBAMBA JUNIOR SECONDARY	2018	7094108	1				12	10	83.3							20	17	85							12	8	66.7	20	11	55						

Province Districts	Centre Name	Year	Centre No	Quintile	Accounting			Agricultural Sciences			Business Studies			Economics			English First Additional Language			Geography			History			Life Sciences			Mathematical Literacy			Mathematics			Physical Sciences		
					Total Wrote	Achieved 30-100%	% Achieved 30 and Above	Total Wrote	Achieved 30-100%	% Achieved 30 and Above	Total Wrote	Achieved 30-100%	% Achieved 30 and Above	Total Wrote	Achieved 30-100%	% Achieved 30 and Above	Total Wrote	Achieved 30-100%	% Achieved 30 and Above	Total Wrote	Achieved 30-100%	% Achieved 30-100%	Total Wrote	Achieved 30-100%	% Achieved 30-100%	Total Wrote	Achieved 30-100%	% Achieved 30-100%	Total Wrote	Achieved 30-100%	% Achieved 30-100%	Total Wrote	Achieved 30-100%	% Achieved 30-100%			
					SEKHUKHUNE EAST	MABORAGANE SECONDARY	2019	7092508	1											21	20	95.2	21	7	33.3				8	6	75				8	2	25
	MABORAGANE SECONDARY	2018	7092508	1											25	19	76	25	5	20				8	5	62.5				8	0	0	8	7	87.5		
	MADIKOLOSHE MALEPE SECONDARY	2019	7091401	2											32	31	96.9	26	20	76.9				21	8	38.1	14	7	50	8	1	12.5	8	1	12.5		
	MADIKOLOSHE MALEPE SECONDARY	2018	7091401	2											46	44	95.7	41	15	36.6				41	10	24.4	30	15	50	11	3	27.3	11	2	18.2		
	MADITHAME SENIOR SECONDARY	2019	7093103	1	14	2	14.3	26	10	38.5	14	1	7.1	17	2	11.8	52	28	53.8							11	4	36.4	30	8	26.7	6	2	33.3	9	2	22.2
	MADITHAME SENIOR SECONDARY	2018	7093103	1	17	5	29.4	28	9	32.1	17	6	35.3	17	6	35.3	45	33	73.3							16	10	62.5	26	4	15.4	19	3	15.8	16	3	18.8
	MAFADI ACADEMY	2019	7092191	9	10	4	40										10	10	100							10	8	80				10	6	60	10	6	60
	MAFADI ACADEMY	2018	7092191	99	13	12	92.3										13	13	100							13	12	92.3				13	11	84.6	13	10	76.9
	MAGATAGABOTSE SECONDARY	2019	7091407	2										16	4	25	16	16	100							12	5	41.7	12	7	58.3	7	4	57.1	17	8	47.1
	MAGATAGABOTSE SECONDARY	2018	7091407	2	2	0	0				4	1	25	22	13	59.1	30	29	96.7							14	13	92.9	11	6	54.5	11	4	36.4	14	14	100
	MAGOBANYE SECONDARY	2019	7092310	1	21	7	33.3							20	4	20	50	50	100	52	26	50				33	14	42.4	28	17	60.7	24	6	25	32	15	46.9
	MAGOBANYE SECONDARY	2018	7092310	1	17	4	23.5							17	3	17.6	41	40	97.6	39	27	69.2				24	20	83.3	22	16	72.7	17	10	58.8	23	13	56.5
	MAKATANE SECONDARY	2019	7094205	1	6	5	83.3	28	24	85.7	9	5	55.6	5	3	60	82	80	97.6	31	30	96.8	31	30	96.8	25	21	84	31	20	64.5	24	13	54.2	21	16	76.2
	MAKATANE SECONDARY	2018	7094205	1	7	5	71.4	20	18	90	10	5	50	9	5	55.6	65	63	96.9	22	15	68.2	17	15	88.2	28	21	75	22	12	54.5	25	7	28	17	10	58.8
	MAKELEPENG SECONDARY	2019	7093307	1	8	3	37.5	21	9	42.9	13	8	61.5	8	3	37.5	37	33	89.2	8	5	62.5				12	6	50	11	7	63.6	15	1	6.7	10	3	30

Province Districts	Centre Name	Year	Centre No	Quintile	Accounting			Agricultural Sciences			Business Studies			Economics			English First Additional Language			Geography			History			Life Sciences			Mathematical Literacy			Mathematics			Physical Sciences		
					Total Wrote	Achieved 30-100%	% Achieved 30 and Above	Total Wrote	Achieved 30-100%	% Achieved 30 and Above	Total Wrote	Achieved 30-100%	% Achieved 30 and Above	Total Wrote	Achieved 30-100%	% Achieved 30 and Above	Total Wrote	Achieved 30-100%	% Achieved 30 and Above	Total Wrote	Achieved 30-100%	% Achieved 30-100%	Total Wrote	Achieved 30-100%	% Achieved 30-100%	Total Wrote	Achieved 30-100%	% Achieved 30-100%	Total Wrote	Achieved 30-100%	% Achieved 30-100%	Total Wrote	Achieved 30-100%	% Achieved 30-100%			
					SEKHUKHUNE EAST	MAKELEPENG SECONDARY	2018	7093307	1	6	3	50	28	19	67.9	16	10	62.5	7	3	42.9	50	46	92	19	7	36.8				13	12	92.3	10	4	40	17
	MAKGAMATHU HIGH	2019	7092102	1	14	5	35.7				13	8	61.5	13	9	69.2	70	68	97.1	52	41	78.8				50	34	68	32	20	62.5	37	15	40.5	35	10	28.6
	MAKGAMATHU HIGH	2018	7092102	1	10	5	50				10	7	70	10	6	60	54	54	100	44	39	88.6				44	42	95.5	19	17	89.5	34	23	67.6	35	27	77.1
	MAKGWALE SECONDARY	2019	7094306	1	8	4	50	38	17	44.7	14	5	35.7	8	1	12.5	80	72	90	43	37	86				33	17	51.5	21	13	61.9	20	14	70	18	15	83.3
	MAKGWALE SECONDARY	2018	7094306	1	1	1	100	15	8	53.3	1	1	100	1	1	100	38	38	100	27	19	70.4				24	14	58.3	15	12	80	13	13	100	13	10	76.9
	MAKHWESE SECONDARY	2019	7091410	2	6	4	66.7				8	6	75	8	5	62.5	83	76	91.6	69	48	69.6				69	25	36.2	58	38	65.5	19	15	78.9	16	16	100
	MAKHWESE SECONDARY	2018	7091410	2	5	4	80				7	4	57.1	8	4	50	83	79	95.2	72	31	43.1				72	37	51.4	65	39	60	17	13	76.5	12	10	83.3
	MAKIDI SECONDARY	2019	7091411	1				6	2	33.3							6	6	100							6	2	33.3				6	4	66.7	6	6	100
	MAKIDI SECONDARY	2018	7091411	1				8	3	37.5							8	7	87.5							7	3	42.9				7	6	85.7	7	4	57.1
	MAKOPI SENIOR SECONDARY	2019	7092101	1	9	9	100				11	9	81.8	14	12	85.7	66	64	97	37	27	73				41	29	70.7	30	26	86.7	20	14	70	17	17	100
	MAKOPI SENIOR SECONDARY	2018	7092101	1	9	8	88.9				11	9	81.8	8	7	87.5	80	77	96.3	54	40	74.1				58	47	81	27	25	92.6	36	26	72.2	25	24	96
	MAKOPOLE I SENIOR SECONDARY	2019	7093102	1				19	7	36.8							32	30	93.8	20	11	55				19	11	57.9				19	3	15.8	10	3	30
	MAKOPOLE I SENIOR SECONDARY	2018	7093102	1				3	3	100							13	13	100	13	9	69.2				12	12	100				12	7	58.3	9	8	88.9
	MAKOPOLE II SECONDARY	2019	7094309	1	13	13	100	40	17	42.5	3	1	33.3	10	1	10	82	69	84.1	20	14	70				37	22	59.5	25	16	64	16	11	68.8	33	30	90.9
	MAKOPOLE II SECONDARY	2018	7094309	1	19	12	63.2	29	9	31	12	5	41.7	9	2	22.2	68	42	61.8	11	7	63.6				37	17	45.9	20	13	65	21	11	52.4	20	17	85

Province Districts	Centre Name	Year	Centre No	Quintile	Accounting			Agricultural Sciences			Business Studies			Economics			English First Additional Language			Geography			History			Life Sciences			Mathematical Literacy			Mathematics			Physical Sciences			
					Total Wrote	Achieved 30-100%	% Achieved 30 and Above	Total Wrote	Achieved 30-100%	% Achieved 30 and Above	Total Wrote	Achieved 30-100%	% Achieved 30 and Above	Total Wrote	Achieved 30-100%	% Achieved 30 and Above	Total Wrote	Achieved 30-100%	% Achieved 30 and Above	Total Wrote	Achieved 30-100%	% Achieved 30-100%	Total Wrote	Achieved 30-100%	% Achieved 30-100%	Total Wrote	Achieved 30-100%	% Achieved 30-100%	Total Wrote	Achieved 30-100%	% Achieved 30-100%	Total Wrote	Achieved 30-100%	% Achieved 30-100%				
					SEKHUKHUNE EAST	MAKUANE SENIOR SECONDARY	2019	7092311	1	9	1	11.1				10	6	60	32	16	50	56	44	78.6	40	30	75				35	21	60	28	21	75	16	10
MAKUANE SENIOR SECONDARY	2018	7092311	1	15		2	13.3				15	4	26.7	29	10	34.5	54	50	92.6	39	30	76.9				39	24	61.5	35	21	60	19	18	94.7	25	14	56	
MALENGINE SECONDARY	2019	7092502	2					49	13	26.5							64	50	78.1	33	21	63.6				41	18	43.9	17	11	64.7	21	5	23.8	17	7	41.2	
MALENGINE SECONDARY	2018	7092502	2					31	26	83.9							36	35	97.2	36	12	33.3				47	29	61.7	20	8	40	26	11	42.3	16	9	56.3	
MAMOGEGE SECONDARY	2019	7092105	1	13		10	76.9	21	8	38.1	27	14	51.9	26	10	38.5	95	60	63.2	35	12	34.3				41	11	26.8	62	20	32.3	24	7	29.2	21	11	52.4	
MAMOGEGE SECONDARY	2018	7092105	1	6		4	66.7	29	18	62.1	11	9	81.8	13	7	53.8	58	51	87.9	13	11	84.6				32	27	84.4	27	20	74.1	24	7	29.2	22	14	63.6	
MAMOLOBELA SECONDARY SCHOOL	2019	7091405	2					36	20	55.6	4	0	0	2	0	0	37	35	94.6							26	22	84.6				27	12	44.4	28	10	35.7	
MAMOLOBELA SECONDARY SCHOOL	2018	7091405	2	2		1	50	20	13	65	4	1	25	2	1	50	37	33	89.2							21	16	76.2	15	4	26.7	15	12	80	17	8	47.1	
MANAWE SENIOR SECONDARY	2019	7092301	1	2		0	0	9	0	0	4	0	0	4	0	0	12	7	58.3	3	0	0								5	1	20	1	0	0			
MANAWE SENIOR SECONDARY	2018	7092301	1	2		0	0	1	1	100	2	2	100	2	2	100	3	3	100	1	0	0				1	0	0	2	2	100	1	0	0				
MANOKE SENIOR SECONDARY	2019	7091204	1	11		4	36.4				11	7	63.6	11	8	72.7	44	44	100	27	25	92.6	21	21	100	27	16	59.3	28	27	96.4	11	11	100	11	9	81.8	
MANOKE SENIOR SECONDARY	2018	7091204	1	10		1	10				11	3	27.3	11	2	18.2	46	46	100	15	13	86.7	14	12	85.7	23	13	56.5	23	13	56.5	7	7	100	7	5	71.4	
MAOKENG SENIOR SECONDARY	2019	7091101	1	10		9	90	15	14	93.3	12	10	83.3	21	12	57.1	24	24	100							12	10	83.3	21	19	90.5	10	7	70	9	9	100	
MAOKENG SENIOR SECONDARY	2018	7091101	1	21		12	57.1	31	29	93.5	16	12	75	38	26	68.4	51	51	100							29	25	86.2	31	26	83.9	16	15	93.8	13	13	100	

Province Districts	Centre Name	Year	Centre No	Quintile	Accounting			Agricultural Sciences			Business Studies			Economics			English First Additional Language			Geography			History			Life Sciences			Mathematical Literacy			Mathematics			Physical Sciences		
					Total Wrote	Achieved 30-100%	% Achieved 30 and Above	Total Wrote	Achieved 30-100%	% Achieved 30 and Above	Total Wrote	Achieved 30-100%	% Achieved 30 and Above	Total Wrote	Achieved 30-100%	% Achieved 30 and Above	Total Wrote	Achieved 30-100%	% Achieved 30 and Above	Total Wrote	Achieved 30-100%	% Achieved 30-100%	Total Wrote	Achieved 30-100%	% Achieved 30-100%	Total Wrote	Achieved 30-100%	% Achieved 30-100%	Total Wrote	Achieved 30-100%	% Achieved 30-100%	Total Wrote	Achieved 30-100%	% Achieved 30-100%			
					SEKHUKHUNE EAST	MAPE SECONDARY	2019	7092307	1									15	9	60	24	22	91.7	20	14	70				23	10	43.5				21	4
	MAPE SECONDARY	2018	7092307	1									13	7	53.8	29	28	96.6	24	12	50				28	12	42.9	9	2	22.2	14	6	42.9	10	8	80	
	MAPUTLE SENIOR SECONDARY	2019	7092202	1	10	9	90				23	21	91.3	23	8	34.8	84	84	100	61	60	98.4				61	44	72.1	58	52	89.7	26	15	57.7	23	23	100
	MAPUTLE SENIOR SECONDARY	2018	7092202	1	1	1	100				6	5	83.3	6	5	83.3	66	66	100	60	48	80				60	49	81.7	30	24	80	36	22	61.1	29	25	86.2
	MAREMISHA HIGH	2019	7091107	1	11	1	9.1	14	10	71.4	18	7	38.9	22	8	36.4	67	56	83.6	26	4	15.4				12	12	100	27	14	51.9	13	8	61.5	13	11	84.6
	MAREMISHA HIGH	2018	7091107	1	18	0	0	13	9	69.2	17	5	29.4	24	4	16.7	35	35	100	5	2	40				10	8	80	22	11	50	12	3	25	10	8	80
	MAROLE SECONDARY	2019	7092205	1	7	1	14.3				7	3	42.9	7	0	0	18	18	100	11	10	90.9				11	4	36.4	5	2	40	13	3	23.1	11	6	54.5
	MAROLE SECONDARY	2018	7092205	1	8	3	37.5				8	6	75	8	5	62.5	22	22	100	14	12	85.7				14	10	71.4	8	7	87.5	14	3	21.4	14	10	71.4
	MASHAKWANENG SECONDARY	2019	7091207	1	13	3	23.1				9	2	22.2	11	4	36.4	13	11	84.6																		
	MASHAKWANENG SECONDARY	2018	7091207	1	9	2	22.2				9	4	44.4	9	4	44.4	9	7	77.8																		
	MASHEGO JUNIOR SECONDARY	2019	7094307	1	3	0	0	47	16	34	3	1	33.3	3	0	0	50	45	90	14	8	57.1				47	10	21.3				50	6	12	33	8	24.2
	MASHEGO JUNIOR SECONDARY	2018	7094307	1	3	2	66.7	36	10	27.8	4	2	50	3	2	66.7	44	35	79.5	10	1	10				38	12	31.6				39	4	10.3	27	5	18.5
	MASHUPE SENIOR SECONDARY	2019	7094310	1				7	2	28.6							27	26	96.3	9	2	22.2				9	0	0	5	2	40	5	0	0	3	0	0
	MASHUPE SENIOR SECONDARY	2018	7094310	1				17	2	11.8							97	82	84.5	14	3	21.4				11	1	9.1				17	3	17.6	6	4	66.7
	MATHAFENG SECONDARY	2019	7091208	1				35	32	91.4							54	54	100	38	34	89.5				42	32	76.2	29	26	89.7	10	3	30	5	4	80
	MATHAFENG SECONDARY	2018	7091208	1				32	23	71.9							44	44	100	32	27	84.4				41	22	53.7	30	24	80	3	2	66.7	2	2	100



Province Districts	Centre Name	Year	Centre No	Quintile	Accounting			Agricultural Sciences			Business Studies			Economics			English First Additional Language			Geography			History			Life Sciences			Mathematical Literacy			Mathematics			Physical Sciences		
					Total Wrote	Achieved 30-100%	% Achieved 30 and Above	Total Wrote	Achieved 30-100%	% Achieved 30 and Above	Total Wrote	Achieved 30-100%	% Achieved 30 and Above	Total Wrote	Achieved 30-100%	% Achieved 30 and Above	Total Wrote	Achieved 30-100%	% Achieved 30 and Above	Total Wrote	Achieved 30-100%	% Achieved 30-100%	Total Wrote	Achieved 30-100%	% Achieved 30-100%	Total Wrote	Achieved 30-100%	% Achieved 30-100%	Total Wrote	Achieved 30-100%	% Achieved 30-100%	Total Wrote	Achieved 30-100%	% Achieved 30-100%			
					SEKHUKHUNE EAST	MATSEBONG SECONDARY	2019	7094407	2	4	2	50	12	9	75	11	3	27.3	5	4	80	65	51	78.5	20	18	90				31	14	45.2	22	15	68.2	14
	MATSEBONG SECONDARY	2018	7094407	2	7	3	42.9	35	24	68.6	11	3	27.3	17	4	23.5	97	96	99	40	22	55				32	27	84.4	48	21	43.8	27	22	81.5	27	24	88.9
	MATSHAILE SENIOR SECONDARY	2019	7091103	1	9	8	88.9				11	10	90.9	11	7	63.6	28	27	96.4	12	12	100	13	12	92.3	10	8	80	16	15	93.8	4	2	50			
	MATSHAILE SENIOR SECONDARY	2018	7091103	1	11	6	54.5				11	7	63.6	12	12	100	23	23	100	17	8	47.1	14	14	100	20	4	20	28	15	53.6	3	1	33.3			
	MMIDITSI SENIOR SECONDARY	2019	7091306	1	13	6	46.2	38	26	68.4	26	13	50	17	9	52.9	86	86	100	21	16	76.2	15	15	100	43	28	65.1	38	26	68.4	21	14	66.7	20	14	70
	MMIDITSI SENIOR SECONDARY	2018	7091306	1	38	8	21.1	57	23	40.4	48	33	68.8	43	29	67.4	148	143	96.6	12	10	83.3	35	26	74.3	57	36	63.2	53	38	71.7	43	13	30.2	43	14	32.6
	MMUTLANE SECONDARY	2019	7092306	1	28	4	14.3	27	17	63	7	3	42.9	6	3	50	105	87	82.9	36	21	58.3				42	19	45.2	37	14	37.8	38	10	26.3	29	13	44.8
	MMUTLANE SECONDARY	2018	7092306	1	6	5	83.3	3	1	33.3	3	2	66.7	2	1	50	40	35	87.5	24	13	54.2				20	11	55	25	9	36	15	7	46.7	13	10	76.9
	MODIEDIE SECONDARY	2019	7092405	1							12	4	33.3	6	1	16.7	20	18	90							15	3	20	11	3	27.3	8	1	12.5	5	3	60
	MODIEDIE SECONDARY	2018	7092405	1							28	13	46.4	29	12	41.4	34	31	91.2							27	8	29.6	35	16	45.7						
	MODIPA SECONDARY	2019	7093101	1				23	20	87	5	1	20	13	10	76.9	24	24	100							20	20	100	7	7	100	17	14	82.4	12	11	91.7
	MODIPA SECONDARY	2018	7093101	1	1	1	100	15	13	86.7	2	1	50	7	7	100	18	18	100							16	15	93.8	1	1	100	15	12	80	9	7	77.8
	MOEPADIRA SECONDARY	2019	7093302	1	18	10	55.6	20	13	65	17	10	58.8	19	10	52.6	41	37	90.2	9	1	11.1				21	12	57.1	20	11	55	17	7	41.2	15	13	86.7
	MOEPADIRA SECONDARY	2018	7093302	1	18	6	33.3	37	20	54.1	18	4	22.2	19	3	15.8	58	41	70.7	15	4	26.7				37	19	51.4	29	8	27.6	26	10	38.5	23	19	82.6
	MOGALE WA BAGALE	2019	7091209	4	6	1	16.7				9	4	44.4	7	3	42.9	77	77	100	4	4	100				22	16	72.7	7	7	100	32	14	43.8	14	12	85.7
	MOGALE WA BAGALE	2018	7091209	4													57	57	100							8	6	75				17	9	52.9	13	12	92.3

Province Districts	Centre Name	Year	Centre No	Quintile	Accounting			Agricultural Sciences			Business Studies			Economics			English First Additional Language			Geography			History			Life Sciences			Mathematical Literacy			Mathematics			Physical Sciences		
					Total Wrote	Achieved 30-100%	% Achieved 30 and Above	Total Wrote	Achieved 30-100%	% Achieved 30 and Above	Total Wrote	Achieved 30-100%	% Achieved 30 and Above	Total Wrote	Achieved 30-100%	% Achieved 30 and Above	Total Wrote	Achieved 30-100%	% Achieved 30 and Above	Total Wrote	Achieved 30-100%	% Achieved 30-100%	Total Wrote	Achieved 30-100%	% Achieved 30-100%	Total Wrote	Achieved 30-100%	% Achieved 30-100%	Total Wrote	Achieved 30-100%	% Achieved 30-100%	Total Wrote	Achieved 30-100%	% Achieved 30-100%			
					SEKHUKHUNE EAST	MOGOHLWANE SEC SCHOOL	2019	7091112	1											5	5	100	7	5	71.4				7	5	71.4				7	1	14.3
	MOGOHLWANE SEC SCHOOL	2018	7091112	1											9	9	100	10	6	60				10	6	60				7	1	14.3					
	MOGOLAHLOGO SECONDARY	2019	7092303	1											23	21	91.3	26	22	84.6	8	5	62.5	19	15	78.9	7	2	28.6	17	4	23.5	17	11	64.7		
	MOGOLAHLOGO SECONDARY	2018	7092303	1				5	3	60						15	15	100	10	8	80	5	4	80	10	9	90	5	4	80	10	5	50	10	6	60	
	MOGOLO SECONDARY	2019	7091303	1	7	5	71.4	34	20	58.8	10	7	70	8	4	50	87	80	92	62	38	61.3				52	26	50	30	20	66.7	29	9	31	23	9	39.1
	MOGOLO SECONDARY	2018	7091303	1	11	3	27.3	33	7	21.2	11	8	72.7	11	6	54.5	110	103	93.6	59	21	35.6				61	23	37.7	27	14	51.9	24	14	58.3	18	16	88.9
	MOHLAKENG SECONDARY SCHOOL	2019	7091111	1				15	14	93.3						18	18	100	18	15	83.3				15	7	46.7	7	6	85.7	8	0	0				
	MOHLAKENG SECONDARY SCHOOL	2018	7091111	1				8	4	50						8	8	100	4	4	100				4	4	100				4	1	25				
	MOHLALA-MORUDI SECONDARY	2019	7092206	1	4	3	75	15	14	93.3	4	2	50	4	1	25	20	20	100	2	2	100				16	15	93.8	9	9	100	11	3	27.3	15	9	60
	MOHLALA-MORUDI SECONDARY	2018	7092206	1	10	6	60	19	13	68.4	10	5	50	10	6	60	36	35	97.2	7	3	42.9				26	15	57.7	19	11	57.9	17	8	47.1	25	11	44
	MOHLELETSE SECONDARY	2019	7093205	1	5	2	40	41	25	61	5	2	40	7	3	42.9	68	62	91.2	25	12	48				40	19	47.5	18	5	27.8	32	5	15.6	23	10	43.5
	MOHLELETSE SECONDARY	2018	7093205	1	11	2	18.2	56	24	42.9	13	4	30.8	13	5	38.5	87	87	100	28	13	46.4				54	21	38.9	35	9	25.7	43	6	14	30	10	33.3
	MOHLARUTSE SECONDARY	2019	7091304	1	21	5	23.8	16	9	56.3	21	7	33.3	21	4	19	71	65	91.5	23	19	82.6	18	16	88.9	34	18	52.9	19	13	68.4	35	1	2.9	14	7	50
	MOHLARUTSE SECONDARY	2018	7091304	1	15	8	53.3	56	27	48.2	16	9	56.3	16	8	50	136	113	83.1	23	12	52.2	21	14	66.7	68	35	51.5	29	11	37.9	41	8	19.5	30	17	56.7

Province Districts	Centre Name	Year	Centre No	Quintile	Accounting			Agricultural Sciences			Business Studies			Economics			English First Additional Language			Geography			History			Life Sciences			Mathematical Literacy			Mathematics			Physical Sciences		
					Total Wrote	Achieved 30-100%	% Achieved 30 and Above	Total Wrote	Achieved 30-100%	% Achieved 30 and Above	Total Wrote	Achieved 30-100%	% Achieved 30 and Above	Total Wrote	Achieved 30-100%	% Achieved 30 and Above	Total Wrote	Achieved 30-100%	% Achieved 30 and Above	Total Wrote	Achieved 30-100%	% Achieved 30-100%	Total Wrote	Achieved 30-100%	% Achieved 30-100%	Total Wrote	Achieved 30-100%	% Achieved 30-100%	Total Wrote	Achieved 30-100%	% Achieved 30-100%	Total Wrote	Achieved 30-100%	% Achieved 30-100%			
					SEKHUKHUNE EAST	MOHLATSENGWANE SECONDARY	2019	7091105	1	10	10	100						17	15	88.2	11	11	100	17	10	58.8							3	3	100	7	4
	MOHLATSENGWANE SECONDARY	2018	7091105	1	14	8	57.1						18	15	83.3	17	17	100	19	13	68.4							18	15	83.3	5	4	80				
	MOHLOTLWANE SECONDARY	2019	7093108	1	6	3	50				9	6	66.7	7	3	42.9	14	14	100								10	7	70								
	MOHLOTLWANE SECONDARY	2018	7093108	1	18	5	27.8				18	10	55.6	20	11	55	20	19	95								18	14	77.8								
	MOHWADUBA SENIOR SECONDARY	2019	7093304	1				26	14	53.8						32	31	96.9	17	10	58.8				24	9	37.5	15	6	40	10	2	20	12	4	33.3	
	MOHWADUBA SENIOR SECONDARY	2018	7093304	1				31	8	25.8						31	30	96.8	25	6	24				31	12	38.7	25	8	32	6	1	16.7	6	2	33.3	
	MOILA SECONDARY	2019	7092309	1	8	1	12.5				7	2	28.6	17	6	35.3	23	19	82.6	9	9	100				9	4	44.4	20	15	75	2	0	0			
	MOILA SECONDARY	2018	7092309	1	22	8	36.4				18	9	50	18	14	77.8	22	22	100							13	8	61.5	5	1	20						
	MOKHINE SECONDARY	2019	7093209	1	6	5	83.3	69	42	60.9	13	8	61.5	10	5	50	88	83	94.3	29	23	79.3				44	34	77.3	22	14	63.6	35	14	40	27	20	74.1
	MOKHINE SECONDARY	2018	7093209	1	13	4	30.8	36	30	83.3	12	10	83.3	13	10	76.9	54	54	100	11	7	63.6				40	33	82.5	11	7	63.6	36	21	58.3	26	23	88.5
	MOKHULWANE SECONDARY	2019	7093202	1							1	0	0	1	0	0	1	1	100							1	0	0	1	1	100						
	MOKHULWANE SECONDARY	2018	7093202	1							21	4	19	24	11	45.8	23	22	95.7							23	7	30.4	13	6	46.2	9	3	33.3	3	2	66.7
	MOKWADIBE SECONDARY	2019	7092103	1	8	2	25				8	3	37.5	8	3	37.5	56	54	96.4							33	15	45.5	14	5	35.7	33	7	21.2	29	13	44.8
	MOKWADIBE SECONDARY	2018	7092103	1	10	1	10				9	2	22.2	14	7	50	44	42	95.5							30	10	33.3	9	5	55.6	22	10	45.5	22	12	54.5
	MOLEPANE SECONDARY	2019	7094401	1	18	11	61.1				12	11	91.7	16	9	56.3	22	22	100	4	4	100				10	8	80	16	15	93.8	6	6	100	6	6	100
	MOLEPANE SECONDARY	2018	7094401	1	26	13	50				17	5	29.4	53	18	34	62	61	98.4	36	19	52.8				45	16	35.6	51	31	60.8	11	11	100	9	8	88.9



Province Districts	Centre Name	Year	Centre No	Quintile	Accounting			Agricultural Sciences			Business Studies			Economics			English First Additional Language			Geography			History			Life Sciences			Mathematical Literacy			Mathematics			Physical Sciences		
					Total Wrote	Achieved 30-100%	% Achieved 30 and Above	Total Wrote	Achieved 30-100%	% Achieved 30 and Above	Total Wrote	Achieved 30-100%	% Achieved 30 and Above	Total Wrote	Achieved 30-100%	% Achieved 30 and Above	Total Wrote	Achieved 30-100%	% Achieved 30 and Above	Total Wrote	Achieved 30-100%	% Achieved 30-100%	Total Wrote	Achieved 30-100%	% Achieved 30-100%	Total Wrote	Achieved 30-100%	% Achieved 30-100%	Total Wrote	Achieved 30-100%	% Achieved 30-100%	Total Wrote	Achieved 30-100%	% Achieved 30-100%			
					SEKHUKHUNE EAST	MOUKANGOE HIGH	2019	7091203	1	6	4	66.7						6	3	50	61	61	100	5	4	80	5	4	80	13	13	100	16	10	62.5	14	7
	MOUKANGOE HIGH	2018	7091203	1	15	6	40						15	4	26.7	63	61	96.8	11	2	18.2	11	9	81.8	17	11	64.7	27	16	59.3	17	6	35.3	17	8	47.1	
	MPHELA A MARUMO SECONDARY SCHOOL	2019	7093104	1	4	4	100	127	127	100	4	4	100	30	24	80	131	131	100							127	115	90.6				132	89	67.4	102	97	95.1
	MPHELA A MARUMO SECONDARY SCHOOL	2018	7093104	1	13	10	76.9	153	118	77.1	13	6	46.2	18	14	77.8	172	172	100							133	103	77.4	14	11	78.6	129	63	48.8	132	105	79.5
	MPHELE SECONDARY	2019	7093303	1	12	7	58.3	30	15	50	11	7	63.6	11	8	72.7	52	47	90.4	20	9	45				18	12	66.7	23	16	69.6	9	4	44.4	5	3	60
	MPHELE SECONDARY	2018	7093303	1	13	2	15.4	57	24	42.1	17	3	17.6	17	4	23.5	87	80	92	35	18	51.4				42	22	52.4	33	14	42.4	22	9	40.9	10	3	30
	MPILO SENIOR SECONDARY	2019	7094101	1	25	22	88	33	30	90.9	8	5	62.5	8	8	100	56	56	100	25	23	92				41	31	75.6	26	20	76.9	24	11	45.8	13	12	92.3
	MPILO SENIOR SECONDARY	2018	7094101	1	15	10	66.7	59	47	79.7	15	10	66.7	16	9	56.3	94	90	95.7	47	32	68.1				53	43	81.1	36	25	69.4	36	19	52.8	18	17	94.4
	NAKGWADI SECONDARY	2019	7092203	1	20	7	35				17	14	82.4	17	7	41.2	116	115	99.1	96	62	64.6				99	53	53.5	40	9	22.5	76	33	43.4	59	38	64.4
	NAKGWADI SECONDARY	2018	7092203	1	18	8	44.4				14	12	85.7	14	7	50	82	82	100	64	59	92.2				68	62	91.2	17	13	76.5	65	46	70.8	62	56	90.3
	NGWAABE COMPREHENSIVE SECONDARY	2019	7094303	1				32	20	62.5	3	0	0				73	68	93.2							17	14	82.4	2	1	50	18	17	94.4	16	15	93.8
	NGWAABE COMPREHENSIVE SECONDARY	2018	7094303	1				15	13	86.7	2	0	0				59	49	83.1							13	12	92.3	2	1	50	13	13	100	13	13	100
	NGWANAMALA SECONDARY	2019	7093107	1	8	5	62.5				38	22	57.9	41	20	48.8	79	75	94.9	33	24	72.7				38	24	63.2	37	20	54.1	37	7	18.9	36	21	58.3
	NGWANAMALA SECONDARY	2018	7093107	1	9	6	66.7				38	19	50	38	21	55.3	97	96	99	58	41	70.7				56	49	87.5	34	16	47.1	62	19	30.6	51	38	74.5
	NGWANAMATLANG SECONDARY	2019	7094402	1	15	10	66.7	101	71	70.3	15	8	53.3	15	9	60	180	178	98.9	90	72	80				151	88	58.3	21	15	71.4	142	64	45.1	117	64	54.7

Province Districts	Centre Name	Year	Centre No	Quintile	Accounting			Agricultural Sciences			Business Studies			Economics			English First Additional Language			Geography			History			Life Sciences			Mathematical Literacy			Mathematics			Physical Sciences		
					Total Wrote	Achieved 30-100%	% Achieved 30 and Above	Total Wrote	Achieved 30-100%	% Achieved 30 and Above	Total Wrote	Achieved 30-100%	% Achieved 30 and Above	Total Wrote	Achieved 30-100%	% Achieved 30 and Above	Total Wrote	Achieved 30-100%	% Achieved 30 and Above	Total Wrote	Achieved 30-100%	% Achieved 30-100%	Total Wrote	Achieved 30-100%	% Achieved 30-100%	Total Wrote	Achieved 30-100%	% Achieved 30-100%	Total Wrote	Achieved 30-100%	% Achieved 30-100%	Total Wrote	Achieved 30-100%	% Achieved 30-100%			
					SEKHUKHUNE EAST	NGWANAMATLANG SECONDARY	2018	7094402	1	17	8	47.1	82	61	74.4	17	7	41.2	28	6	21.4	178	178	100	67	49	73.1				151	85	56.3	21	14	66.7	112
	NGWANANGWATO SECONDARY	2019	7094302	1	6	0	0				13	3	23.1	13	3	23.1	78	70	89.7	32	20	62.5				27	16	59.3				29	10	34.5	20	14	70
	NGWANANGWATO SECONDARY	2018	7094302	1	3	0	0				10	6	60	10	6	60	98	65	66.3	45	27	60				48	22	45.8				39	11	28.2	24	12	50
	NKGOMELENG SENIOR SECONDARY	2019	7092106	1	15	7	46.7				10	1	10	13	0	0	44	24	54.5	22	6	27.3				19	8	42.1	10	2	20	18	6	33.3	20	7	35
	NKGOMELENG SENIOR SECONDARY	2018	7092106	1	18	17	94.4				9	9	100	9	9	100	27	26	96.3	9	5	55.6				20	12	60	6	5	83.3	17	9	52.9	17	8	47.1
	NKOTA SECONDARY	2019	7091403	1				20	18	90	7	3	42.9	5	4	80	48	41	85.4	5	5	100				17	14	82.4	8	5	62.5	13	5	38.5	24	5	20.8
	NKOTA SECONDARY	2018	7091403	1				18	13	72.2	9	4	44.4	8	3	37.5	40	40	100	8	3	37.5				29	11	37.9	17	8	47.1	13	6	46.2	24	10	41.7
	NKOTWANE SECONDARY	2019	7094304	1	12	4	33.3	35	23	65.7	7	3	42.9	7	1	14.3	73	62	84.9	13	6	46.2				30	19	63.3	18	8	44.4	22	6	27.3	22	13	59.1
	NKOTWANE SECONDARY	2018	7094304	1				77	14	18.2	12	5	41.7	25	4	16	123	103	83.7	13	5	38.5				34	19	55.9	21	6	28.6	25	11	44	23	10	43.5
	NTABANE SECONDARY	2019	7091102	1	12	8	66.7				13	10	76.9	14	12	85.7	37	37	100	18	14	77.8	22	21	95.5	16	15	93.8	21	16	76.2	8	1	12.5			
	NTABANE SECONDARY	2018	7091102	1	5	4	80				11	5	45.5	10	5	50	26	26	100	12	11	91.7	16	15	93.8	11	11	100	7	5	71.4	11	3	27.3			
	NTIBANENG SECONDARY	2019	7091406	1				13	4	30.8							13	10	76.9							13	1	7.7				13	1	7.7	13	1	7.7
	NTIBANENG SECONDARY	2018	7091406	1				24	9	37.5							24	21	87.5							17	5	29.4				17	2	11.8	17	4	23.5
	NTWAMPE TECHNICAL HIGH SCHOOL	2019	7092401	1													73	72	98.6	8	8	100				32	17	53.1	13	3	23.1	25	18	72	26	13	50
	NTWAMPE TECHNICAL HIGH SCHOOL	2018	7092401	1													84	79	94	8	6	75				37	22	59.5	19	6	31.6	30	15	50	30	16	53.3

Province Districts	Centre Name	Year	Centre No	Quintile	Accounting			Agricultural Sciences			Business Studies			Economics			English First Additional Language			Geography			History			Life Sciences			Mathematical Literacy			Mathematics			Physical Sciences		
					Total Wrote	Achieved 30-100%	% Achieved 30 and Above	Total Wrote	Achieved 30-100%	% Achieved 30 and Above	Total Wrote	Achieved 30-100%	% Achieved 30 and Above	Total Wrote	Achieved 30-100%	% Achieved 30 and Above	Total Wrote	Achieved 30-100%	% Achieved 30 and Above	Total Wrote	Achieved 30-100%	% Achieved 30-100%	Total Wrote	Achieved 30-100%	% Achieved 30-100%	Total Wrote	Achieved 30-100%	% Achieved 30-100%	Total Wrote	Achieved 30-100%	% Achieved 30-100%	Total Wrote	Achieved 30-100%	% Achieved 30-100%			
					SEKHUKHUNE EAST	NYAKU SENIOR SECONDARY	2019	7092408	2				27	9	33.3						46	42	91.3	41	20	48.8				42	23	54.8	21	11	52.4	18	3
	NYAKU SENIOR SECONDARY	2018	7092408	2				26	5	19.2						34	24	70.6	26	9	34.6				27	13	48.1	12	2	16.7	15	4	26.7	11	6	54.5	
	PAEPAE SENIOR SECONDARY	2019	7091402	1	9	4	44.4				10	5	50	12	5	41.7	32	32	100	22	17	77.3				18	8	44.4	1	1	100	28	5	17.9	19	6	31.6
	PAEPAE SENIOR SECONDARY	2018	7091402	1	7	2	28.6				7	7	100	8	6	75	40	40	100	22	20	90.9				28	19	67.9	7	7	100	22	3	13.6	20	16	80
	PEU SECONDARY	2019	7093207	1				21	8	38.1						36	29	80.6	11	6	54.5				36	4	11.1	11	4	36.4	12	2	16.7	10	2	20	
	PEU SECONDARY	2018	7093207	1				21	9	42.9						24	24	100	13	1	7.7				21	7	33.3	9	3	33.3	12	5	41.7	11	9	81.8	
	PHAAHLA SECONDARY SCHOOL	2019	7091307	1	19	2	10.5				15	6	40	21	3	14.3	102	97	95.1	91	25	27.5	64	35	54.7	80	21	26.3	68	28	41.2	31	9	29	27	14	51.9
	PHAAHLA SECONDARY SCHOOL	2018	7091307	1	16	4	25				35	13	37.1	18	10	55.6	65	64	98.5	104	33	31.7	60	39	65	59	30	50.8	60	31	51.7	24	12	50	32	17	53.1
	PHAFANE SECONDARY	2019	7092402	1	24	24	100				20	18	90	24	22	91.7	119	119	100	78	72	92.3				78	67	85.9				102	50	49	51	49	96.1
	PHAFANE SECONDARY	2018	7092402	1	19	19	100				21	19	90.5	28	20	71.4	124	120	96.8	85	71	83.5				94	86	91.5				103	55	53.4	65	59	90.8
	PHUTAKWE SECONDARY	2019	7093203	1				55	36	65.5						67	57	85.1	33	24	72.7				55	40	72.7	29	9	31	27	9	33.3	26	17	65.4	
	PHUTAKWE SECONDARY	2018	7093203	1				54	23	42.6						56	53	94.6	18	15	83.3				51	35	68.6	16	9	56.3	33	5	15.2	33	10	30.3	
	PHUTINARE SECONDARY	2019	7092208	1				15	11	73.3				6	0	0	26	25	96.2							11	9	81.8				11	7	63.6	10	6	60
	PHUTINARE SECONDARY	2018	7092208	1	9	4	44.4	13	6	46.2	7	6	85.7	6	6	100	29	27	93.1							6	5	83.3	5	5	100	10	5	50	6	5	83.3
	PHUTITLOU SECONDARY	2019	7093109	1				33	18	54.5						36	34	94.4	14	8	57.1				33	10	30.3	15	9	60	19	9	47.4	20	9	45	
	PHUTITLOU SECONDARY	2018	7093109	1				29	14	48.3						29	28	96.6	15	8	53.3				27	10	37	16	8	50	11	8	72.7	13	8	61.5	
	PHUTLOTAU SECONDARY	2019	7094204	1	13	7	53.8	43	27	62.8	14	6	42.9	16	5	31.3	66	66	100	8	1	12.5				21	15	71.4	19	10	52.6	26	7	26.9	21	17	81



Province Districts	Centre Name	Year	Centre No	Quintile	Accounting			Agricultural Sciences			Business Studies			Economics			English First Additional Language			Geography			History			Life Sciences			Mathematical Literacy			Mathematics			Physical Sciences		
					Total Wrote	Achieved 30-100%	% Achieved 30 and Above	Total Wrote	Achieved 30-100%	% Achieved 30 and Above	Total Wrote	Achieved 30-100%	% Achieved 30 and Above	Total Wrote	Achieved 30-100%	% Achieved 30 and Above	Total Wrote	Achieved 30-100%	% Achieved 30 and Above	Total Wrote	Achieved 30-100%	% Achieved 30-100%	Total Wrote	Achieved 30-100%	% Achieved 30-100%	Total Wrote	Achieved 30-100%	% Achieved 30-100%	Total Wrote	Achieved 30-100%	% Achieved 30-100%	Total Wrote	Achieved 30-100%	% Achieved 30-100%			
					SEKHUKHUNE EAST	PHUTLOTAU SECONDARY	2018	7094204	1	9	2	22.2	25	15	60	14	3	21.4	24	7	29.2	55	55	100	5	3	60				22	14	63.6	13	10	76.9	21
	POO SECONDARY	2019	7092403	1	24	18	75	171	140	81.9	31	18	58.1	31	10	32.3	183	183	100	89	73	82				181	139	76.8	49	27	55.1	137	53	38.7	91	65	71.4
	POO SECONDARY	2018	7092403	1	57	19	33.3	152	115	75.7	48	25	52.1	53	29	54.7	196	194	99	71	46	64.8				154	111	72.1	67	42	62.7	129	78	60.5	95	68	71.6
	POTLAKE SECONDARY	2019	7092501	2				23	13	56.5				17	5	29.4	30	29	96.7	40	22	55				15	13	86.7	19	17	89.5	10	3	30	8	5	62.5
	POTLAKE SECONDARY	2018	7092501	2	8	0	0							24	4	16.7	31	31	100	64	20	31.3				41	26	63.4	29	13	44.8	22	9	40.9	38	14	36.8
	POTOKO SECONDARY	2019	7092308	1	22	10	45.5	50	43	86	23	13	56.5	22	11	50	79	77	97.5	29	27	93.1				49	41	83.7	58	48	82.8	18	17	94.4	21	18	85.7
	POTOKO SECONDARY	2018	7092308	1	16	16	100	35	31	88.6	16	13	81.3	16	14	87.5	56	56	100	19	17	89.5				35	34	97.1	37	37	100	18	17	94.4	18	17	94.4
	RAMPHELANE SECONDARY	2019	7094103	1	6	2	33.3	37	29	78.4	8	2	25	14	2	14.3	88	83	94.3	34	22	64.7				59	38	64.4	30	12	40	55	25	45.5	58	33	56.9
	RAMPHELANE SECONDARY	2018	7094103	1	18	12	66.7	58	35	60.3	17	11	64.7	46	14	30.4	136	132	97.1	31	21	67.7				89	60	67.4	29	6	20.7	106	39	36.8	89	39	43.8
	RATANANG SECONDARY	2019	7092104	1	16	8	50				19	14	73.7	24	12	50	56	53	94.6	34	31	91.2				31	21	67.7	19	15	78.9	27	12	44.4	25	24	96
	RATANANG SECONDARY	2018	7092104	1	15	1	6.7				15	5	33.3	26	14	53.8	41	39	95.1	26	18	69.2				26	15	57.7	18	15	83.3	20	9	45	18	17	94.4
	SEBASE SECONDARY	2019	7094107	1	14	11	78.6	18	14	77.8	20	15	75	32	18	56.3	88	87	98.9	27	20	74.1				30	26	86.7	30	21	70	28	16	57.1	24	21	87.5
	SEBASE SECONDARY	2018	7094107	1	6	4	66.7	27	14	51.9	9	4	44.4	24	3	12.5	106	100	94.3	46	23	50				50	31	62	35	20	57.1	44	11	25	37	25	67.6
	SEDIBENG SENIOR SECONDARY	2019	7091206	1	6	1	16.7	16	12	75	7	6	85.7	6	3	50	26	24	92.3	15	9	60				13	9	69.2	22	13	59.1						
	SEDIBENG SENIOR SECONDARY	2018	7091206	1	3	1	33.3	18	13	72.2	3	1	33.3	3	0	0	30	30	100	18	11	61.1				15	12	80	24	16	66.7						
	SEFOGOLE SEPEKE SECONDARY	2019	7094208	1	5	1	20	24	19	79.2	7	2	28.6	5	2	40	43	43	100	8	6	75				15	12	80	20	15	75	12	6	50	7	7	100
	SEFOGOLE SEPEKE SECONDARY	2018	7094208	1	13	0	0	14	12	85.7	13	2	15.4	13	3	23.1	113	97	85.8	5	3	60				14	12	85.7	71	18	25.4	41	7	17.1	9	9	100
	SEGASHIFE SECONDARY	2019	7091412	1												27	18	66.7	16	10	62.5				16	4	25	16	8	50							

Province Districts	Centre Name	Year	Centre No	Quintile	Accounting			Agricultural Sciences			Business Studies			Economics			English First Additional Language			Geography			History			Life Sciences			Mathematical Literacy			Mathematics			Physical Sciences		
					Total Wrote	Achieved 30-100%	% Achieved 30 and Above	Total Wrote	Achieved 30-100%	% Achieved 30 and Above	Total Wrote	Achieved 30-100%	% Achieved 30 and Above	Total Wrote	Achieved 30-100%	% Achieved 30 and Above	Total Wrote	Achieved 30-100%	% Achieved 30 and Above	Total Wrote	Achieved 30-100%	% Achieved 30-100%	Total Wrote	Achieved 30-100%	% Achieved 30-100%	Total Wrote	Achieved 30-100%	% Achieved 30-100%	Total Wrote	Achieved 30-100%	% Achieved 30-100%	Total Wrote	Achieved 30-100%	% Achieved 30-100%			
					SEKUKHUNE EAST	SEGASHIFE SECONDARY	2018	7091412	1											21	19	90.5	22	8	36.4				22	11	50	13	6	46.2	9	0	0
	SEHLAKU SECONDARY	2019	7092108	1	10	9	90	33	14	42.4	17	7	41.2	17	7	41.2	116	114	98.3	85	38	44.7				41	25	61				79	20	25.3	41	25	61
	SEHLAKU SECONDARY	2018	7092108	1	9	2	22.2	39	16	41	28	5	17.9	25	6	24	234	208	88.9	97	51	52.6				113	54	47.8				157	21	13.4	90	47	52.2
	SELATOLE SECONDARY	2019	7092406	1	5	1	20				6	4	66.7	5	3	60	43	40	93	30	22	73.3				28	17	60.7	14	10	71.4	16	5	31.3	17	12	70.6
	SELATOLE SECONDARY	2018	7092406	1	5	1	20				4	4	100	4	4	100	53	45	84.9	58	18	31				42	22	52.4	23	10	43.5	19	6	31.6	24	10	41.7
	SELEBALO SECONDARY	2019	7093110	1				47	17	36.2							50	49	98	24	15	62.5				44	15	34.1	18	10	55.6	29	6	20.7	20	7	35
	SELEBALO SECONDARY	2018	7093110	1				40	18	45							40	40	100	25	13	52				38	18	47.4				38	6	15.8	13	7	53.8
	SEMORIRI SECONDARY	2019	7091109	1				19	11	57.9							21	21	100	24	15	62.5				15	11	73.3	15	12	80	3	1	33.3			
	SEMORIRI SECONDARY	2018	7091109	1				26	19	73.1							30	30	100	24	21	87.5				22	19	86.4	22	18	81.8	3	1	33.3			
	SENGANGE SENIOR SECONDARY	2019	7094301	1				63	27	42.9				5	1	20	63	61	96.8							31	24	77.4	5	3	60	26	16	61.5	26	16	61.5
	SENGANGE SENIOR SECONDARY	2018	7094301	1				36	23	63.9							35	34	97.1							26	25	96.2				26	20	76.9	26	22	84.6
	SEOKGOME SECONDARY	2019	7094312	1				35	22	62.9							35	34	97.1	9	7	77.8				37	29	78.4	6	3	50	28	5	17.9	28	24	85.7
	SEOKGOME SECONDARY	2018	7094312	1				39	22	56.4							39	39	100	23	17	73.9				39	34	87.2	13	6	46.2	26	8	30.8	16	16	100
	SERAKI SENIOR SECONDARY	2019	7094105	1				36	19	52.8							36	34	94.4	14	14	100				27	12	44.4	10	10	100	17	5	29.4	13	2	15.4
	SERAKI SENIOR SECONDARY	2018	7094105	1				26	13	50							26	26	100	9	2	22.2				22	14	63.6	8	5	62.5	14	10	71.4	13	9	69.2
	SEROKOLO SECONDARY	2019	7092409	2	9	7	77.8				30	18	60	15	7	46.7	62	62	100	33	25	75.8				28	18	64.3	31	26	83.9	23	17	73.9	23	18	78.3
	SEROKOLO SECONDARY	2018	7092409	2	14	3	21.4				48	21	43.8	23	10	43.5	77	77	100	46	32	69.6				42	32	76.2	40	27	67.5	37	13	35.1	28	16	57.1
	SHAKUNG SENIOR SECONDARY	2019	7092302	1				10	4	40							17	17	100	13	6	46.2				10	3	30	13	8	61.5						

Province Districts	Centre Name	Year	Centre No	Quintile	Accounting			Agricultural Sciences			Business Studies			Economics			English First Additional Language			Geography			History			Life Sciences			Mathematical Literacy			Mathematics			Physical Sciences		
					Total Wrote	Achieved 30-100%	% Achieved 30 and Above	Total Wrote	Achieved 30-100%	% Achieved 30 and Above	Total Wrote	Achieved 30-100%	% Achieved 30 and Above	Total Wrote	Achieved 30-100%	% Achieved 30 and Above	Total Wrote	Achieved 30-100%	% Achieved 30 and Above	Total Wrote	Achieved 30-100%	% Achieved 30-100%	Total Wrote	Achieved 30-100%	% Achieved 30-100%	Total Wrote	Achieved 30-100%	% Achieved 30-100%	Total Wrote	Achieved 30-100%	% Achieved 30-100%	Total Wrote	Achieved 30-100%	% Achieved 30-100%			
					SEKHUKHUNE EAST	SHAKUNG SENIOR SECONDARY	2018	7092302	1				19	10	52.6							22	21	95.5	18	9	50				17	10	58.8	19	13	68.4	
	SHORWANE SECONDARY	2019	7094308	1	9	5	55.6	9	9	100							18	18	100	3	3	100				15	15	100				15	12	80	14	14	100
	SHORWANE SECONDARY	2018	7094308	1	15	8	53.3	3	3	100	2	1	50	2	1	50	25	24	96	4	3	75				17	16	94.1				17	12	70.6	13	13	100
	SOGANE SEN SECONDARY	2019	7091404	1	2	1	50	52	47	90.4	3	1	33.3	3	1	33.3	53	53	100	13	13	100				53	35	66	29	23	79.3	27	14	51.9	39	19	48.7
	SOGANE SEN SECONDARY	2018	7091404	1	5	4	80	60	38	63.3	7	4	57.1	5	4	80	89	89	100	25	13	52				54	33	61.1	38	17	44.7	42	17	40.5	33	21	63.6
	ST MARK'S COMPREHENSIVE COLLEGE	2019	7094405	4	31	21	67.7	14	14	100	32	12	37.5	21	13	61.9	123	123	100	94	90	95.7				121	108	89.3				140	80	57.1	110	80	72.7
	ST MARK'S COMPREHENSIVE COLLEGE	2018	7094405	4	30	26	86.7	13	13	100	32	22	68.8	19	16	84.2	131	131	100	98	92	93.9				126	118	93.7				141	92	65.2	110	93	84.5
	ST PETERS	2019	7093291	9	1	0	0	25	19	76	2	0	0	12	8	66.7	39	38	97.4	13	11	84.6				36	24	66.7				41	19	46.3	28	15	53.6
	ST PETERS	2018	7093291	99	5	3	60	62	46	74.2	17	8	47.1	26	11	42.3	72	72	100	7	6	85.7				55	40	72.7	25	14	56	47	43	91.5	46	36	78.3
	ST THOMAS COMBINED SCHOOL	2019	7091391	9	24	24	100				24	24	100	24	23	95.8	50	50	100	63	63	100				63	63	100				87	64	73.6	63	63	100
	ST THOMAS COMBINED SCHOOL	2018	7091391	99	24	24	100				24	24	100	24	24	100	65	65	100	65	65	100				65	65	100				89	65	73	65	65	100
	TAUNG HIGH	2019	7091201	1	5	1	20				6	3	50	7	3	42.9	26	26	100	10	9	90	17	13	76.5	10	1	10	13	9	69.2	3	0	0			
	TAUNG HIGH	2018	7091201	1	20	3	15				21	8	38.1	21	7	33.3	38	36	94.7	17	4	23.5	10	9	90	17	2	11.8	24	10	41.7	15	0	0	8	0	0
	TEKANANG SECONDARY	2019	7092411	1	12	6	50				13	6	46.2	32	14	43.8	53	52	98.1	37	32	86.5				37	28	75.7	19	14	73.7	29	13	44.8	18	7	38.9
	TEKANANG SECONDARY	2018	7092411	1	23	4	17.4				23	4	17.4	62	30	48.4	109	96	88.1	77	47	61				77	59	76.6	53	30	56.6	53	28	52.8	38	23	60.5

Province Districts	Centre Name	Year	Centre No	Quintile	Accounting			Agricultural Sciences			Business Studies			Economics			English First Additional Language			Geography			History			Life Sciences			Mathematical Literacy			Mathematics			Physical Sciences		
					Total Wrote	Achieved 30-100%	% Achieved 30 and Above	Total Wrote	Achieved 30-100%	% Achieved 30 and Above	Total Wrote	Achieved 30-100%	% Achieved 30 and Above	Total Wrote	Achieved 30-100%	% Achieved 30 and Above	Total Wrote	Achieved 30-100%	% Achieved 30 and Above	Total Wrote	Achieved 30-100%	% Achieved 30-100%	Total Wrote	Achieved 30-100%	% Achieved 30-100%	Total Wrote	Achieved 30-100%	% Achieved 30-100%	Total Wrote	Achieved 30-100%	% Achieved 30-100%	Total Wrote	Achieved 30-100%	% Achieved 30-100%			
					SEKHUKHUNE EAST	TLOU NARE SENIOR SECONDARY	2019	7093305	1	5	3	60	52	48	92.3	5	4	80	5	3	60	47	47	100	28	26	92.9	19	19	100	28	22	78.6	28	28	100	22
	TLOU NARE SENIOR SECONDARY	2018	7093305	1	15	4	26.7	55	39	70.9	15	13	86.7	16	9	56.3	78	75	96.2	32	22	68.8	19	18	94.7	40	27	67.5	32	18	56.3	33	18	54.5	24	18	75
	TLOUPHUTI SECONDARY	2019	7092504	1				60	27	45						71	60	84.5	30	5	16.7				34	20	58.8	30	13	43.3	30	12	40	30	18	60	
	TLOUPHUTI SECONDARY	2018	7092504	1				62	21	33.9						62	58	93.5	20	4	20				42	23	54.8	20	6	30	42	7	16.7	42	15	35.7	
	TSHABADIETLA SECONDARY SCHOOL	2019	7094201	1	9	5	55.6	20	19	95	13	10	76.9	12	10	83.3	41	40	97.6	4	3	75	3	1	33.3	18	16	88.9	21	15	71.4	19	6	31.6	15	14	93.3
	TSHABADIETLA SECONDARY SCHOOL	2018	7094201	1	14	7	50	28	17	60.7	27	12	44.4	20	8	40	87	76	87.4	10	3	30	8	7	87.5	23	17	73.9	50	17	34	34	14	41.2	22	11	50
	TSHABELANG DINOKO SECONDARY	2019	7091108	1	17	14	82.4				32	19	59.4	21	16	76.2	71	71	100	47	37	78.7	30	22	73.3	40	36	90	42	31	73.8	27	18	66.7	21	19	90.5
	TSHABELANG DINOKO SECONDARY	2018	7091108	1	10	5	50				10	7	70	14	9	64.3	46	46	100	26	24	92.3	5	4	80	26	25	96.2	15	13	86.7	24	23	95.8	23	23	100
	TSHEHLWANENG SENIOR SECONDARY	2019	7094207	1	9	4	44.4	42	23	54.8	9	5	55.6	9	4	44.4	105	93	88.6	44	20	45.5				78	32	41	26	13	50	64	19	29.7	64	19	29.7
	TSHEHLWANENG SENIOR SECONDARY	2018	7094207	1	4	1	25	44	28	63.6	4	3	75	7	1	14.3	88	86	97.7	37	15	40.5				59	34	57.6	22	15	68.2	40	15	37.5	45	19	42.2
	TSHIHLO SECONDARY	2019	7092410	1	27	22	81.5				13	5	38.5	22	8	36.4	40	40	100							15	11	73.3	25	18	72	7	5	71.4	9	5	55.6
	TSHIHLO SECONDARY	2018	7092410	1	32	27	84.4				11	8	72.7	13	12	92.3	39	39	100							26	18	69.2				33	13	39.4	20	11	55

Province Districts	Centre Name	Year	Centre No	Quintile	Accounting			Agricultural Sciences			Business Studies			Economics			English First Additional Language			Geography			History			Life Sciences			Mathematical Literacy			Mathematics			Physical Sciences			
					Total Wrote	Achieved 30-100%	% Achieved 30 and Above	Total Wrote	Achieved 30-100%	% Achieved 30 and Above	Total Wrote	Achieved 30-100%	% Achieved 30 and Above	Total Wrote	Achieved 30-100%	% Achieved 30 and Above	Total Wrote	Achieved 30-100%	% Achieved 30 and Above	Total Wrote	Achieved 30-100%	% Achieved 30-100%	Total Wrote	Achieved 30-100%	% Achieved 30-100%	Total Wrote	Achieved 30-100%	% Achieved 30-100%	Total Wrote	Achieved 30-100%	% Achieved 30-100%	Total Wrote	Achieved 30-100%	% Achieved 30-100%				
					SEKHUKHUNE SOUTH	A M MASHEGO SECONDARY	2019	7102402	2	24	13	54.2				19	11	57.9	25	9	36	146	146	100							104	52	50	19	15	78.9	107	32
	A M MASHEGO SECONDARY	2018	7102402	2	23	7	30.4				24	12	50	23	9	39.1	133	133	100						103	66	64.1	19	15	78.9	101	46	45.5	95	55	57.9		
	ABRAHAM SEROTE SECONDARY	2019	7103206	1	8	4	50				13	12	92.3	20	14	70	80	78	97.5	52	42	80.8	19	17	89.5	46	14	30.4	24	20	83.3	28	16	57.1	26	12	46.2	
	ABRAHAM SEROTE SECONDARY	2018	7103206	1	10	2	20				16	12	75	27	13	48.1	109	105	96.3	65	58	89.2	14	6	42.9	71	48	67.6	17	15	88.2	57	33	57.9	54	26	48.1	
	BOLEU HIGH	2019	7103204	2							9	7	77.8	4	4	100	28	28	100	19	16	84.2				6	6	100	8	6	75	6	5	83.3	6	6	100	
	BOLEU HIGH	2018	7103204	2	4	4	100				10	6	60	10	10	100	32	32	100	25	23	92				17	17	100	19	18	94.7	11	6	54.5	16	13	81.3	
	BOPEDIBAPEDI SECONDARY	2019	7101305	2	20	19	95	88	66	75				9	8	88.9	141	140	99.3							77	51	66.2				114	40	35.1	110	83	75.5	
	BOPEDIBAPEDI SECONDARY	2018	7101305	2	24	24	100	90	75	83.3				14	11	78.6	129	127	98.4							89	72	80.9				113	69	61.1	105	89	84.8	
	DIBATHUTO SECONDARY SCHOOL	2019	7104310	2	11	3	27.3	51	43	84.3	12	10	83.3	15	8	53.3	134	133	99.3	110	93	84.5				75	52	69.3	62	55	88.7	23	13	56.5	22	19	86.4	
	DIBATHUTO SECONDARY SCHOOL	2018	7104310	2	9	1	11.1	70	36	51.4	13	10	76.9	11	9	81.8	120	119	99.2	92	66	71.7				89	51	57.3	64	56	87.5	15	10	66.7	15	14	93.3	
	DIMO SECONDARY	2019	7103302	1	6	1	16.7				6	1	16.7	6	1	16.7	10	10	100																			
	DIMO SECONDARY	2018	7103302	1	11	1	9.1				11	6	54.5	15	5	33.3	13	13	100																			
	DIPHALE SECONDARY	2019	7101101	1				43	22	51.2				34	5	14.7	45	41	91.1							43	14	32.6	40	17	42.5	5	2	40	9	5	55.6	
	DIPHALE SECONDARY	2018	7101101	1				26	15	57.7				23	7	30.4	28	27	96.4							24	14	58.3	22	15	68.2	3	1	33.3	3	2	66.7	
	DITHAMAGA SECONDARY SCHOOL	2019	7104303	2	15	4	26.7	82	44	53.7	16	3	18.8	14	4	28.6	106	99	93.4	64	30	46.9				24	14	58.3	83	58	69.9	13	8	61.5	24	8	33.3	
	DITHAMAGA SECONDARY SCHOOL	2018	7104303	2	8	4	50	45	30	66.7	12	3	25	8	5	62.5	61	60	98.4	30	23	76.7				17	13	76.5	39	28	71.8	11	5	45.5	14	5	35.7	

Province Districts	Centre Name	Year	Centre No	Quintile	Accounting			Agricultural Sciences			Business Studies			Economics			English First Additional Language			Geography			History			Life Sciences			Mathematical Literacy			Mathematics			Physical Sciences		
					Total Wrote	Achieved 30-100%	% Achieved 30 and Above	Total Wrote	Achieved 30-100%	% Achieved 30 and Above	Total Wrote	Achieved 30-100%	% Achieved 30 and Above	Total Wrote	Achieved 30-100%	% Achieved 30 and Above	Total Wrote	Achieved 30-100%	% Achieved 30 and Above	Total Wrote	Achieved 30-100%	% Achieved 30-100%	Total Wrote	Achieved 30-100%	% Achieved 30-100%	Total Wrote	Achieved 30-100%	% Achieved 30-100%	Total Wrote	Achieved 30-100%	% Achieved 30-100%	Total Wrote	Achieved 30-100%	% Achieved 30-100%			
					SEKHUKHUNE SOUTH	DYNAMIQUE PRIVATE HIGH	2019	7104192	9	10	9	90				31	21	67.7	44	24	54.5										26	16	61.5	34	33	97.1	23
DYNAMIQUE PRIVATE HIGH	2018	7104192	99	23		23	100				18	14	77.8	31	25	80.6										34	32	94.1	22	22	100	30	25	83.3	21	21	100
ELSHADAI COMBINED SCHOOL	2019	7104195	9	9		7	77.8	12	11	91.7	16	13	81.3	13	11	84.6										27	18	66.7	37	31	83.8	19	8	42.1	13	9	69.2
ELSHADAI COMBINED SCHOOL	2018	7104195	99	12		8	66.7	8	7	87.5	24	10	41.7	18	11	61.1										23	22	95.7	33	23	69.7	21	12	57.1	10	10	100
ESTER MALEKA COMPREHENSIVE HIGH SCHO	2019	7104105	4	5		5	100	11	10	90.9	7	6	85.7	6	5	83.3				33	32	97				31	31	100	13	13	100	25	21	84	22	20	90.9
ESTER MALEKA COMPREHENSIVE HIGH SCHO	2018	7104105	4					7	7	100										28	27	96.4				26	25	96.2				26	18	69.2	20	20	100
GLEN COWIE SECONDARY	2019	7102107	3	32		29	90.6	31	24	77.4				13	11	84.6	90	90	100	58	50	86.2				77	68	88.3	5	3	60	85	53	62.4	59	53	89.8
GLEN COWIE SECONDARY	2018	7102107	3	15		14	93.3	23	20	87				7	5	71.4	70	70	100	55	55	100				63	63	100				70	51	72.9	47	45	95.7
GOOD SHEPHERD MODEL SCHOOL	2019	7104194	9	8		5	62.5	80	61	76.3	52	25	48.1	14	9	64.3				81	72	88.9				69	51	73.9	67	58	86.6	20	19	95	14	14	100
GOOD SHEPHERD MODEL SCHOOL	2018	7104194	99	11		8	72.7	42	40	95.2	36	24	66.7	20	13	65				19	18	94.7				39	33	84.6	43	41	95.3	18	18	100	22	20	90.9
GOODHOPE SECONDARY	2019	7103106	2					24	12	50				23	6	26.1	26	26	100							17	9	52.9	16	12	75	3	0	0			
GOODHOPE SECONDARY	2018	7103106	2					23	16	69.6				20	14	70	24	24	100							17	15	88.2	21	16	76.2						
GROBLERSDAL ACADEMY	2019	7104104	5	8		6	75				30	18	60	19	11	57.9	19	19	100	21	21	100	11	11	100	20	18	90	20	18	90	30	21	70	20	16	80





Province Districts	Centre Name	Year	Centre No	Quintile	Accounting			Agricultural Sciences			Business Studies			Economics			English First Additional Language			Geography			History			Life Sciences			Mathematical Literacy			Mathematics			Physical Sciences			
					Total Wrote	Achieved 30-100%	% Achieved 30 and Above	Total Wrote	Achieved 30-100%	% Achieved 30 and Above	Total Wrote	Achieved 30-100%	% Achieved 30 and Above	Total Wrote	Achieved 30-100%	% Achieved 30 and Above	Total Wrote	Achieved 30-100%	% Achieved 30 and Above	Total Wrote	Achieved 30-100%	% Achieved 30-100%	Total Wrote	Achieved 30-100%	% Achieved 30-100%	Total Wrote	Achieved 30-100%	% Achieved 30-100%	Total Wrote	Achieved 30-100%	% Achieved 30-100%	Total Wrote	Achieved 30-100%	% Achieved 30-100%				
					SEKHUKHUNE SOUTH	KGAPHOLA MATLALA SECONDARY	2019	7103104	1	8	3	37.5				10	6	60	13	5	38.5	13	11	84.6									9	9	100			
KGAPHOLA MATLALA SECONDARY	2018	7103104	1	16		8	50				16	11	68.8	17	7	41.2	19	18	94.7									12	5	41.7	6	2	33.3					
KGOSHIMOROANGOATO SECONDARY	2019	7101304	1	9		9	100	89	55	61.8	14	8	57.1	12	6	50	133	126	94.7								79	46	58.2	18	13	72.2	70	26	37.1	62	47	75.8
KGOSHIMOROANGOATO SECONDARY	2018	7101304	1	13		10	76.9	69	48	69.6	14	7	50	13	8	61.5	100	100	100	16	2	12.5					70	46	65.7	20	16	80	63	32	50.8	54	47	87
KGOTHALA SECONDARY SCHOOL	2019	7104206	2	6		4	66.7	14	13	92.9	6	6	100	6	4	66.7	36	36	100	15	9	60					13	10	76.9	19	18	94.7	8	5	62.5	8	8	100
KGOTHALA SECONDARY SCHOOL	2018	7104206	2	5		2	40	16	13	81.3	7	7	100	6	6	100	52	52	100	15	12	80					19	16	84.2	25	23	92	13	9	69.2	13	12	92.3
KGOTSWANE SECONDARY	2019	7101308	1														20	17	85	20	13	65					18	9	50				18	3	16.7	18	8	44.4
KGOTSWANE SECONDARY	2018	7101308	1														16	14	87.5	16	2	12.5					13	6	46.2				13	3	23.1	13	5	38.5
KOPA SECONDARY	2019	7103207	1	23		12	52.2	24	19	79.2	19	10	52.6	18	12	66.7	109	100	91.7	64	59	92.2	29	27	93.1	41	27	65.9	52	43	82.7	33	26	78.8	37	31	83.8	
KOPA SECONDARY	2018	7103207	1	27		16	59.3	18	14	77.8	29	19	65.5	27	19	70.4	99	96	97	65	55	84.6	19	19	100	48	37	77.1	57	41	71.9	38	30	78.9	47	38	80.9	
KOTOLE SECONDARY	2019	7103508	2	19		14	73.7	52	22	42.3	21	13	61.9	21	10	47.6	80	70	87.5	20	9	45					42	15	35.7	36	24	66.7	36	16	44.4	27	10	37
KOTOLE SECONDARY	2018	7103508	2	17		9	52.9	27	18	66.7	18	12	66.7	18	10	55.6	50	50	100	10	5	50					29	22	75.9	17	11	64.7	33	18	54.5	21	16	76.2
KUBELA SECONDARY SCHOOL	2019	7103503	1					36	11	30.6							46	39	84.8	17	5	29.4					14	7	50	22	13	59.1	4	0	0	4	2	50
KUBELA SECONDARY SCHOOL	2018	7103503	1					32	11	34.4							38	36	94.7	16	5	31.3					18	7	38.9	13	13	100	8	5	62.5	9	6	66.7
LEGALETLWA SENIOR SECONDARY	2019	7102104	1					42	12	28.6							50	46	92	23	22	95.7					19	15	78.9				19	7	36.8	5	3	60

Province Districts	Centre Name	Year	Centre No	Quintile	Accounting			Agricultural Sciences			Business Studies			Economics			English First Additional Language			Geography			History			Life Sciences			Mathematical Literacy			Mathematics			Physical Sciences		
					Total Wrote	Achieved 30-100%	% Achieved 30 and Above	Total Wrote	Achieved 30-100%	% Achieved 30 and Above	Total Wrote	Achieved 30-100%	% Achieved 30 and Above	Total Wrote	Achieved 30-100%	% Achieved 30 and Above	Total Wrote	Achieved 30-100%	% Achieved 30 and Above	Total Wrote	Achieved 30-100%	% Achieved 30-100%	Total Wrote	Achieved 30-100%	% Achieved 30-100%	Total Wrote	Achieved 30-100%	% Achieved 30-100%	Total Wrote	Achieved 30-100%	% Achieved 30-100%	Total Wrote	Achieved 30-100%	% Achieved 30-100%			
					SEKHUKHUNE SOUTH	LEGALETLWA SENIOR SECONDARY	2018	7102104	1				61	30	49.2						89	86	96.6	64	47	73.4				51	36	70.6				52	15
	LEHWELERE MATLALA SECONDARY	2019	7103501	1									16	3	18.8	30	30	100	40	28	70				30	23	76.7				27	12	44.4	23	17	73.9	
	LEHWELERE MATLALA SECONDARY	2018	7103501	1									10	4	40	18	18	100	25	19	76				24	12	50				19	12	63.2	15	13	86.7	
	LEHWELERE SECONDARY	2019	7102202	2				44	35	79.5	7	3	42.9			65	65	100	102	65	63.7				70	46	65.7	15	15	100	50	23	46	20	20	100	
	LEHWELERE SECONDARY	2018	7102202	2				48	19	39.6	6	2	33.3	4	2	50	95	92	96.8	89	64	71.9				67	46	68.7	17	15	88.2	63	28	44.4	36	28	77.8
	LEKALA SECONDARY	2019	7103108	1	1	0	0	26	7	26.9	19	7	36.8	32	7	21.9	35	28	80										26	5	19.2	5	1	20			
	LEKALA SECONDARY	2018	7103108	1	6	1	16.7	34	10	29.4	31	12	38.7	38	13	34.2	51	51	100										43	11	25.6	5	0	0			
	LEKHINE SECONDARY	2019	7103411	1				17	13	76.5						19	19	100	15	13	86.7				17	11	64.7	9	3	33.3	8	4	50	4	2	50	
	LEKHINE SECONDARY	2018	7103411	1				32	16	50				19	2	10.5	36	32	88.9						27	18	66.7	16	8	50	9	4	44.4	12	7	58.3	
	LEKOKO SECONDARY	2019	7101309	1	6	2	33.3	51	39	76.5				6	3	50	50	50	100	12	11	91.7				33	22	66.7	24	17	70.8	26	12	46.2	33	22	66.7
	LEKOKO SECONDARY	2018	7101309	1	9	5	55.6	68	38	55.9	11	8	72.7	11	7	63.6	83	82	98.8	31	5	16.1				40	21	52.5	35	17	48.6	42	9	21.4	38	25	65.8
	LEOKENG SECONDARY	2019	7102309	1				29	11	37.9						31	25	80.6	3	1	33.3				16	9	56.3				16	4	25	15	7	46.7	
	LEOKENG SECONDARY	2018	7102309	1				50	20	40						50	49	98	10	8	80				25	17	68				25	11	44	14	10	71.4	
	LEPELLE SECONDARY	2019	7103504	1	21	4	19				25	11	44	23	11	47.8	116	106	91.4	66	40	60.6	42	22	52.4	62	29	46.8	58	34	58.6	32	10	31.3	33	18	54.5
	LEPELLE SECONDARY	2018	7103504	1	19	3	15.8				24	12	50	19	12	63.2	133	122	91.7	41	27	65.9				41	32	78	82	22	26.8	56	13	23.2	37	20	54.1
	LERIANA SENIOR SECONDARY SCHOOL	2019	7102409	2	11	7	63.6	20	16	80				11	5	45.5	62	60	96.8	10	2	20				26	19	73.1	22	12	54.5	16	5	31.3	7	5	71.4
	LERIANA SENIOR SECONDARY SCHOOL	2018	7102409	2	20	5	25	24	14	58.3	2	2	100	20	4	20	71	68	95.8	19	5	26.3				46	23	50	37	9	24.3	26	9	34.6	24	8	33.3
	LETEBELE MARISHANE SECONDARY	2019	7101307	1				31	20	64.5	31	14	45.2	31	11	35.5	64	64	100							17	14	82.4	31	21	67.7	16	12	75	17	17	100

Province Districts	Centre Name	Year	Centre No	Quintile	Accounting			Agricultural Sciences			Business Studies			Economics			English First Additional Language			Geography			History			Life Sciences			Mathematical Literacy			Mathematics			Physical Sciences		
					Total Wrote	Achieved 30-100%	% Achieved 30 and Above	Total Wrote	Achieved 30-100%	% Achieved 30 and Above	Total Wrote	Achieved 30-100%	% Achieved 30 and Above	Total Wrote	Achieved 30-100%	% Achieved 30 and Above	Total Wrote	Achieved 30-100%	% Achieved 30 and Above	Total Wrote	Achieved 30-100%	% Achieved 30-100%	Total Wrote	Achieved 30-100%	% Achieved 30-100%	Total Wrote	Achieved 30-100%	% Achieved 30-100%	Total Wrote	Achieved 30-100%	% Achieved 30-100%	Total Wrote	Achieved 30-100%	% Achieved 30-100%			
					SEKHUKHUNE SOUTH	LETEBELE MARISHANE SECONDARY	2018	7101307	1				24	21	87.5	29	14	48.3	26	13	50	58	55	94.8						23	19	82.6	26	8	30.8	23	14
	LEWALEMOLOMO SECONDARY	2019	7101108	1							13	2	15.4	13	11	84.6	15	14	93.3	15	13	86.7							13	13	100						
	LEWALEMOLOMO SECONDARY	2018	7101108	1							14	9	64.3	13	12	92.3	14	14	100	14	10	71.4						13	12	92.3							
	LIVING WATER PRIVATE SCHOOL	2019	7104193	9	8	7	87.5	3	3	100	21	19	90.5	17	15	88.2				22	21	95.5	23	22	95.7	25	20	80	32	32	100	16	13	81.3	17	16	94.1
	LIVING WATER PRIVATE SCHOOL	2018	7104193	99	3	3	100				18	13	72.2	11	8	72.7				22	22	100	12	12	100	23	22	95.7	32	31	96.9	9	9	100	11	7	63.6
	LOBOLI SECONDARY	2019	7102407	1										7	3	42.9	48	42	87.5	19	14	73.7				28	8	28.6	18	11	61.1	17	0	0	16	1	6.3
	LOBOLI SECONDARY	2018	7102407	1	1	1	100							10	2	20	36	36	100	12	10	83.3				13	9	69.2	15	10	66.7	9	5	55.6	8	6	75
	MABAKE SECONDARY SCHOOL	2019	7104405	2	14	7	50				14	11	78.6	15	11	73.3	51	49	96.1	29	28	96.6	20	18	90	27	24	88.9	35	34	97.1	10	7	70	10	10	100
	MABAKE SECONDARY SCHOOL	2018	7104405	2	23	15	65.2				20	16	80	20	15	75	73	63	86.3	26	22	84.6	24	13	54.2	21	14	66.7	36	32	88.9	10	7	70	11	11	100
	MABODIBENG SECONDARY	2019	7102102	1	9	6	66.7	27	18	66.7	10	6	60	9	5	55.6	54	54	100						42	12	28.6				36	7	19.4	29	17	58.6	
	MABODIBENG SECONDARY	2018	7102102	1	12	4	33.3	79	43	54.4	40	13	32.5	17	6	35.3	117	110	94						47	26	55.3	5	1	20	59	11	18.6	48	21	43.8	
	MADIKALEPUDI SECONDARY	2019	7101205	1				15	7	46.7							23	16	69.6	21	5	23.8				12	6	50	9	5	55.6	4	0	0			
	MADIKALEPUDI SECONDARY	2018	7101205	1				14	6	42.9							13	8	61.5	12	2	16.7				10	5	50	12	7	58.3	2	0	0			
	MAGALE SECONDARY	2019	7102301	2	8	4	50	40	20	50	7	5	71.4	7	5	71.4	48	47	97.9	29	20	69				8	7	87.5	27	13	48.1	9	3	33.3	12	6	50
	MAGALE SECONDARY	2018	7102301	2	5	4	80	48	38	79.2	9	2	22.2	6	2	33.3	58	56	96.6	17	13	76.5				21	19	90.5	26	12	46.2	22	7	31.8	27	18	66.7

Province Districts	Centre Name	Year	Centre No	Quintile	Accounting			Agricultural Sciences			Business Studies			Economics			English First Additional Language			Geography			History			Life Sciences			Mathematical Literacy			Mathematics			Physical Sciences		
					Total Wrote	Achieved 30-100%	% Achieved 30 and Above	Total Wrote	Achieved 30-100%	% Achieved 30 and Above	Total Wrote	Achieved 30-100%	% Achieved 30 and Above	Total Wrote	Achieved 30-100%	% Achieved 30 and Above	Total Wrote	Achieved 30-100%	% Achieved 30 and Above	Total Wrote	Achieved 30-100%	% Achieved 30-100%	Total Wrote	Achieved 30-100%	% Achieved 30-100%	Total Wrote	Achieved 30-100%	% Achieved 30-100%	Total Wrote	Achieved 30-100%	% Achieved 30-100%	Total Wrote	Achieved 30-100%	% Achieved 30-100%			
					SEKHUKHUNE SOUTH	MAGUKUBJANE SENIOR SECONDARY	2019	7102303	1				27	9	33.3						32	30	93.8								30	11	36.7	25	14	56	3
	MAGUKUBJANE SENIOR SECONDARY	2018	7102303	1				26	6	23.1						42	38	90.5								40	9	22.5	26	6	23.1	11	1	9.1	11	2	18.2
	MAHLABA SECONDARY	2019	7102307	1				15	0	0						15	6	40	14	2	14.3					13	0	0	8	0	0	6	0	0			
	MAHLABA SECONDARY	2018	7102307	1				19	1	5.3						23	9	39.1	19	0	0					19	1	5.3	18	2	11.1	5	0	0			
	MAHLAKODISHE SECONDARY SCHOOL	2019	7104401	1	7	1	14.3	30	17	56.7	10	2	20	8	1	12.5	49	45	91.8	18	13	72.2				19	18	94.7	17	15	88.2	9	5	55.6	9	8	88.9
	MAHLAKODISHE SECONDARY SCHOOL	2018	7104401	1	5	2	40	37	23	62.2	7	3	42.9	8	3	37.5	58	56	96.6	17	10	58.8				36	29	80.6	27	16	59.3	19	8	42.1	19	16	84.2
	MAHLARE SENIOR SECONDARY	2019	7103310	1	5	2	40	36	19	52.8	15	7	46.7	5	1	20	55	53	96.4							22	21	95.5	21	8	38.1	14	8	57.1	12	11	91.7
	MAHLARE SENIOR SECONDARY	2018	7103310	1	4	1	25	29	26	89.7	10	6	60	4	2	50	46	44	95.7							27	25	92.6	20	12	60	22	17	77.3	20	16	80
	MAHLONTEBE SECONDARY	2019	7103512	1	7	4	57.1	50	28	56	9	5	55.6	8	4	50	98	96	98	40	18	45	40	34	85	58	31	53.4	45	23	51.1	22	12	54.5	18	16	88.9
	MAHLONTEBE SECONDARY	2018	7103512	1	7	3	42.9	30	23	76.7	6	5	83.3	8	6	75	61	60	98.4	31	14	45.2	21	18	85.7	48	28	58.3	38	22	57.9	19	12	63.2	18	14	77.8
	MAHWETSE SECONDARY	2019	7101107	1	29	21	72.4				29	24	82.8	29	23	79.3	114	113	99.1	74	65	87.8	40	40	100	76	42	55.3	71	60	84.5	39	31	79.5	35	34	97.1
	MAHWETSE SECONDARY	2018	7101107	1	48	34	70.8				49	33	67.3	48	36	75	112	112	100	62	60	96.8	24	24	100	62	51	82.3	66	63	95.5	45	41	91.1	38	38	100
	MAJANE MATLALA SECONDARY	2019	7103301	1	9	5	55.6				26	21	80.8	15	8	53.3	27	26	96.3							16	6	37.5	16	9	56.3	10	3	30	11	4	36.4
	MAJANE MATLALA SECONDARY	2018	7103301	1							28	19	67.9	20	8	40	23	22	95.7							19	8	42.1	17	8	47.1	6	1	16.7	7	5	71.4
	MAJATLADI SECONDARY	2019	7103502	1	5	2	40	24	10	41.7	5	3	60	6	3	50	85	73	85.9	55	20	36.4	57	39	68.4	70	27	38.6	59	41	69.5	19	7	36.8	18	9	50
	MAJATLADI SECONDARY	2018	7103502	1	6	6	100	20	16	80	6	6	100	6	6	100	84	75	89.3	58	11	19	60	38	63.3	74	26	35.1	55	15	27.3	23	9	39.1	17	11	64.7

Province Districts	Centre Name	Year	Centre No	Quintile	Accounting			Agricultural Sciences			Business Studies			Economics			English First Additional Language			Geography			History			Life Sciences			Mathematical Literacy			Mathematics			Physical Sciences		
					Total Wrote	Achieved 30-100%	% Achieved 30 and Above	Total Wrote	Achieved 30-100%	% Achieved 30 and Above	Total Wrote	Achieved 30-100%	% Achieved 30 and Above	Total Wrote	Achieved 30-100%	% Achieved 30 and Above	Total Wrote	Achieved 30-100%	% Achieved 30 and Above	Total Wrote	Achieved 30-100%	% Achieved 30-100%	Total Wrote	Achieved 30-100%	% Achieved 30-100%	Total Wrote	Achieved 30-100%	% Achieved 30-100%	Total Wrote	Achieved 30-100%	% Achieved 30-100%	Total Wrote	Achieved 30-100%	% Achieved 30-100%			
					SEKHUKHUNE SOUTH	MAKHATO SECONDARY	2019	7102205	2				21	18	85.7						26	25	96.2	11	9	81.8				16	12	75	12	8	66.7	12	2
	MAKHATO SECONDARY	2018	7102205	2				13	7	53.8	1	1	100	10	2	20	32	31	96.9	9	6	66.7				16	7	43.8	8	4	50	8	0	0	8	6	75
	MAKWE SENIOR SECONDARY	2019	7102204	2	11	8	72.7				16	7	43.8	23	10	43.5	48	48	100	29	20	69				19	16	84.2	18	15	83.3	17	16	94.1	13	13	100
	MAKWE SENIOR SECONDARY	2018	7102204	2	12	2	16.7				13	6	46.2	18	7	38.9	37	37	100	18	18	100				13	13	100	13	12	92.3	18	11	61.1	11	10	90.9
	MAKWETLE SECONDARY	2019	7102210	2				12	11	91.7						22	22	100	10	6	60				20	8	40	8	7	87.5	5	0	0	3	1	33.3	
	MAKWETLE SECONDARY	2018	7102210	2				34	18	52.9						33	33	100	9	6	66.7				18	16	88.9	8	5	62.5	11	6	54.5	9	8	88.9	
	MALABE SECONDARY	2019	7101209	1				13	4	30.8				12	1	8.3	12	7	58.3							10	1	10	7	0	0	4	0	0			
	MALABE SECONDARY	2018	7101209	1	6	4	66.7	17	6	35.3				16	7	43.8	16	15	93.8							10	3	30	11	5	45.5	6	0	0			
	MALEKUTU SENIOR SECONDARY	2019	7101301	1	12	5	41.7	34	30	88.2	35	8	22.9	16	7	43.8	81	78	96.3							33	27	81.8	29	13	44.8	37	12	32.4	25	18	72
	MALEKUTU SENIOR SECONDARY	2018	7101301	1	7	3	42.9	40	28	70	27	9	33.3	17	10	58.8	78	78	100							40	30	75	28	17	60.7	40	11	27.5	25	14	56
	MAMADI SECONDARY	2019	7103111	1	5	3	60				9	3	33.3				56	42	75	19	12	63.2				12	3	25	19	14	73.7	5	1	20	3	1	33.3
	MAMADI SECONDARY	2018	7103111	1	4	2	50				9	4	44.4				23	21	91.3	10	5	50				10	5	50	7	5	71.4	7	5	71.4	5	4	80
	MAMPURU TSEKE SECONDARY	2019	7103404	1							19	9	47.4	19	8	42.1	12	12	100							19	8	42.1				12	0	0			
	MAMPURU TSEKE SECONDARY	2018	7103404	1							27	5	18.5	22	4	18.2	25	25	100							26	12	46.2				27	3	11.1	3	2	66.7
	MANG-LE-MANG SECONDARY	2019	7103101	1	3	1	33.3	60	44	73.3	11	9	81.8	10	3	30	86	83	96.5				34	22	64.7	43	29	67.4	36	23	63.9	37	14	37.8	29	18	62.1
	MANG-LE-MANG SECONDARY	2018	7103101	1	5	2	40	58	44	75.9	13	9	69.2	13	6	46.2	76	76	100				26	24	92.3	42	36	85.7	27	21	77.8	31	13	41.9	25	21	84
	MANGOLWANE SENIOR SECONDARY	2019	7103410	1				13	3	23.1							13	11	84.6	13	3	23.1				11	1	9.1	11	3	27.3						

Province Districts	Centre Name	Year	Centre No	Quintile	Accounting			Agricultural Sciences			Business Studies			Economics			English First Additional Language			Geography			History			Life Sciences			Mathematical Literacy			Mathematics			Physical Sciences		
					Total Wrote	Achieved 30-100%	% Achieved 30 and Above	Total Wrote	Achieved 30-100%	% Achieved 30 and Above	Total Wrote	Achieved 30-100%	% Achieved 30 and Above	Total Wrote	Achieved 30-100%	% Achieved 30 and Above	Total Wrote	Achieved 30-100%	% Achieved 30 and Above	Total Wrote	Achieved 30-100%	% Achieved 30-100%	Total Wrote	Achieved 30-100%	% Achieved 30-100%	Total Wrote	Achieved 30-100%	% Achieved 30-100%	Total Wrote	Achieved 30-100%	% Achieved 30-100%	Total Wrote	Achieved 30-100%	% Achieved 30-100%			
					MANGOLWANE SENIOR SECONDARY	2018	7103410	1				14	10	71.4						14	12	85.7	10	5	50				15	11	73.3	8	3	37.5	7	1	14.3
MANTLATLE SECONDARY	2019	7101201	1				37	25	67.6						60	60	100	58	49	84.5				56	40	71.4	33	24	72.7	23	14	60.9	21	18	85.7		
MANTLATLE SECONDARY	2018	7101201	1				45	17	37.8						78	77	98.7	70	46	65.7				70	44	62.9				75	17	22.7	28	24	85.7		
MANTLHANYANE SENIOR SECONDARY	2019	7102111	1				7	3	42.9						7	7	100	7	3	42.9				3	1	33.3				3	0	0					
MANTLHANYANE SENIOR SECONDARY	2018	7102111	1									6	3	50	9	8	88.9	9	6	66.7				6	4	66.7				6	0	0					
MANYAKU SECONDARY	2019	7103307	1	25	9	36	36	22	61.1	13	8	61.5	10	7	70	68	68	100						44	26	59.1	15	11	73.3	36	18	50	37	31	83.8		
MANYAKU SECONDARY	2018	7103307	1	8	5	62.5	39	29	74.4	8	3	37.5	8	5	62.5	47	46	97.9						38	27	71.1	8	7	87.5	39	15	38.5	39	28	71.8		
MAPHADIME SENIOR SECONDARY	2019	7103403	1				31	4	12.9				24	2	8.3	33	24	72.7						28	3	10.7	24	7	29.2	6	2	33.3	6	3	50		
MAPHADIME SENIOR SECONDARY	2018	7103403	1				22	10	45.5				11	1	9.1	23	22	95.7						23	10	43.5	11	4	36.4	11	5	45.5	11	7	63.6		
MARESELENG HIGH	2019	7103308	1	4	3	75	24	5	20.8				2	1	50	27	26	96.3						9	6	66.7	2	0	0	9	5	55.6	10	7	70		
MARESELENG HIGH	2018	7103308	1	5	5	100	34	21	61.8				5	5	100	35	34	97.1						29	18	62.1	5	5	100	29	7	24.1	31	16	51.6		
MARETELE SECONDARY	2019	7102310	1				12	5	41.7						14	14	100	12	11	91.7				13	6	46.2				14	1	7.1					
MARETELE SECONDARY	2018	7102310	1				20	11	55						18	17	94.4	18	12	66.7				17	12	70.6	2	1	50	13	3	23.1					
MASEMOLA SENIOR SECONDARY	2019	7101104	1	5	1	20	6	5	83.3	5	4	80	5	4	80	17	17	100	6	5	83.3				12	4	33.3				17	1	5.9	11	2	18.2	
MASEMOLA SENIOR SECONDARY	2018	7101104	1	7	3	42.9	15	6	40	8	2	25	8	5	62.5	50	49	98	9	7	77.8	23	19	82.6	16	6	37.5	12	9	75	9	2	22.2	6	4	66.7	
MASERUMULE SECONDARY	2019	7102206	1	14	11	78.6	43	39	90.7	17	14	82.4	14	12	85.7	65	65	100	8	6	75				32	28	87.5	24	18	75	26	18	69.2	26	24	92.3	
MASERUMULE SECONDARY	2018	7102206	1	14	11	78.6	33	24	72.7	14	14	100	18	9	50	69	59	85.5	6	5	83.3				29	20	69	19	17	89.5	21	15	71.4	21	19	90.5	

Province Districts	Centre Name	Year	Centre No	Quintile	Accounting			Agricultural Sciences			Business Studies			Economics			English First Additional Language			Geography			History			Life Sciences			Mathematical Literacy			Mathematics			Physical Sciences		
					Total Wrote	Achieved 30-100%	% Achieved 30 and Above	Total Wrote	Achieved 30-100%	% Achieved 30 and Above	Total Wrote	Achieved 30-100%	% Achieved 30 and Above	Total Wrote	Achieved 30-100%	% Achieved 30 and Above	Total Wrote	Achieved 30-100%	% Achieved 30 and Above	Total Wrote	Achieved 30-100%	% Achieved 30-100%	Total Wrote	Achieved 30-100%	% Achieved 30-100%	Total Wrote	Achieved 30-100%	% Achieved 30-100%	Total Wrote	Achieved 30-100%	% Achieved 30-100%	Total Wrote	Achieved 30-100%	% Achieved 30-100%			
					SEKHUKHUNE SOUTH	MATAILANE SECONDARY SCHOOL	2019	7102412	2	8	1	12.5	34	11	32.4	5	2	40	11	3	27.3	61	55	90.2	28	5	17.9				32	10	31.3	12	6	50	27
	MATAILANE SECONDARY SCHOOL	2018	7102412	2	10	1	10	22	6	27.3	10	3	30	11	4	36.4	42	40	95.2	12	1	8.3				28	7	25	16	7	43.8	16	2	12.5	15	2	13.3
	MATHUME SECONDARY	2019	7101106	1				31	12	38.7							34	32	94.1	21	5	23.8				30	12	40	17	11	64.7	12	2	16.7	10	4	40
	MATHUME SECONDARY	2018	7101106	1				26	8	30.8							26	26	100	16	5	31.3				26	10	38.5	14	5	35.7	12	1	8.3	10	3	30
	MATLEBJOANE SECONDARY	2019	7101110	1	14	11	78.6				23	20	87	19	17	89.5	49	49	100	33	31	93.9				25	22	88	25	23	92	20	13	65	24	18	75
	MATLEBJOANE SECONDARY	2018	7101110	1	17	12	70.6				27	17	63	25	16	64	53	53	100	32	21	65.6				19	17	89.5	34	26	76.5	13	7	53.8	18	9	50
	MATSEBE SECONDARY	2019	7101207	1										6	1	16.7	7	6	85.7	6	4	66.7				6	0	0				7	0	0			
	MATSEBE SECONDARY	2018	7101207	1													20	18	90	20	5	25				16	5	31.3	3	3	100	13	2	15.4	16	4	25
	MATSHELE SECONDARY	2019	7103401	1													33	33	100	35	28	80	20	19	95	36	24	66.7	18	13	72.2	18	16	88.9	14	14	100
	MATSHELE SECONDARY	2018	7103401	1													32	32	100	36	24	66.7	23	15	65.2	38	27	71.1	20	15	75	14	11	78.6	13	6	46.2
	MATSHUMANE SECONDARY	2019	7102106	2	9	4	44.4	86	50	58.1	20	8	40	18	3	16.7	187	173	92.5	99	54	54.5				98	61	62.2	19	9	47.4	97	39	40.2	75	48	64
	MATSHUMANE SECONDARY	2018	7102106	2	31	10	32.3	142	65	45.8	75	27	36	71	25	35.2	259	250	96.5	95	56	58.9				125	85	68	55	10	18.2	139	54	38.8	73	59	80.8
	MMAKOPI SECONDARY	2019	7101102	1				18	18	100							30	30	100	27	23	85.2				26	22	84.6	15	15	100	10	10	100	9	9	100
	MMAKOPI SECONDARY	2018	7101102	1				14	11	78.6							23	23	100	22	18	81.8				21	18	85.7	12	11	91.7	9	6	66.7	8	8	100
	MMAMOKOKGOLUSHI SECONDARY	2019	7102302	1	1	1	100	53	36	67.9				20	4	20	79	74	93.7	26	7	26.9				43	21	48.8	23	16	69.6	23	10	43.5	25	16	64
	MMAMOKOKGOLUSHI SECONDARY	2018	7102302	1	13	4	30.8	55	28	50.9				14	7	50	77	77	100	12	8	66.7	20	14	70	35	25	71.4	23	16	69.6	26	12	46.2	23	14	60.9
	MMAUWANE SECONDARY	2019	7102101	1	12	8	66.7				16	9	56.3	15	9	60	18	18	100							4	2	50	16	12	75						



Province Districts	Centre Name	Year	Centre No	Quintile	Accounting			Agricultural Sciences			Business Studies			Economics			English First Additional Language			Geography			History			Life Sciences			Mathematical Literacy			Mathematics			Physical Sciences		
					Total Wrote	Achieved 30-100%	% Achieved 30 and Above	Total Wrote	Achieved 30-100%	% Achieved 30 and Above	Total Wrote	Achieved 30-100%	% Achieved 30 and Above	Total Wrote	Achieved 30-100%	% Achieved 30 and Above	Total Wrote	Achieved 30-100%	% Achieved 30 and Above	Total Wrote	Achieved 30-100%	% Achieved 30-100%	Total Wrote	Achieved 30-100%	% Achieved 30-100%	Total Wrote	Achieved 30-100%	% Achieved 30-100%	Total Wrote	Achieved 30-100%	% Achieved 30-100%	Total Wrote	Achieved 30-100%	% Achieved 30-100%			
					SEKHUKHUNE SOUTH	MMAUWANE SECONDARY	2018	7102101	1	16	7	43.8				31	10	32.3	35	17	48.6	35	27	77.1							11	1	9.1	27	10	37	6
	MODIPADI SECONDARY	2019	7101206	1													33	33	100	20	19	95				29	22	75.9	16	16	100	13	3	23.1	9	6	66.7
	MODIPADI SECONDARY	2018	7101206	1													55	52	94.5	31	16	51.6				46	26	56.5	29	22	75.9	17	7	41.2	15	11	73.3
	MOGADIME SECONDARY	2019	7103303	1				14	6	42.9	21	3	14.3	14	3	21.4	21	21	100										14	11	78.6						
	MOGADIME SECONDARY	2018	7103303	1	6	3	50	16	7	43.8	18	9	50	18	9	50	22	22	100									15	13	86.7	3	0	0				
	MOGUDI SECONDARY	2019	7103209	2	8	4	50				8	5	62.5	8	4	50	43	33	76.7	26	18	69.2				25	10	40	29	10	34.5	11	7	63.6	24	7	29.2
	MOGUDI SECONDARY	2018	7103209	2	13	4	30.8				14	9	64.3	14	6	42.9	34	32	94.1	22	17	77.3				26	11	42.3	30	15	50	12	7	58.3	21	5	23.8
	MOHLABETSI SECONDARY SCHOOL	2019	7104301	1				2	0	0	2	0	0				25	24	96	18	10	55.6	10	10	100	3	2	66.7	8	4	50						
	MOHLAMME SECONDARY SCHOOL	2019	7104202	2	31	2	6.5				31	13	41.9	59	16	27.1	169	138	81.7	90	51	56.7	66	43	65.2	83	40	48.2	86	37	43	28	14	50	28	21	75
	MOHLAMME SECONDARY SCHOOL	2018	7104202	2	43	10	23.3				44	20	45.5	46	24	52.2	147	145	98.6	83	47	56.6	55	43	78.2	87	46	52.9	93	39	41.9	36	24	66.7	36	27	75
	MOHLAREKOMA SECONDARY SCHOOL	2019	7104101	1	5	4	80	18	5	27.8	6	5	83.3	6	3	50	31	29	93.5	3	3	100				12	2	16.7	11	5	45.5	9	3	33.3	9	2	22.2
	MOHLAREKOMA SECONDARY SCHOOL	2018	7104101	1	8	3	37.5	46	25	54.3	8	4	50	10	5	50	70	67	95.7	15	12	80				32	22	68.8	17	10	58.8	27	5	18.5	21	9	42.9
	MOHLODI SECONDARY	2019	7102305	1				18	7	38.9							19	19	100	18	10	55.6				18	7	38.9	12	4	33.3	7	1	14.3			
	MOHLODI SECONDARY	2018	7102305	1				21	11	52.4							21	17	81	14	1	7.1				14	3	21.4	7	2	28.6	7	1	14.3			
	MOKGAPI SECONDARY	2019	7103402	1										12	8	66.7	17	17	100	18	16	88.9				16	12	75	14	11	78.6	4	2	50	4	3	75
	MOKGAPI SECONDARY	2018	7103402	1										9	7	77.8	19	19	100	17	15	88.2				17	13	76.5	14	13	92.9	4	3	75	7	4	57.1
	MOKGERETLI SECONDARY	2019	7102208	1							13	8	61.5	13	13	100	36	35	97.2	36	34	94.4				20	18	90	13	12	92.3	20	13	65	21	21	100

Province Districts	Centre Name	Year	Centre No	Quintile	Accounting			Agricultural Sciences			Business Studies			Economics			English First Additional Language			Geography			History			Life Sciences			Mathematical Literacy			Mathematics			Physical Sciences		
					Total Wrote	Achieved 30-100%	% Achieved 30 and Above	Total Wrote	Achieved 30-100%	% Achieved 30 and Above	Total Wrote	Achieved 30-100%	% Achieved 30 and Above	Total Wrote	Achieved 30-100%	% Achieved 30 and Above	Total Wrote	Achieved 30-100%	% Achieved 30 and Above	Total Wrote	Achieved 30-100%	% Achieved 30-100%	Total Wrote	Achieved 30-100%	% Achieved 30-100%	Total Wrote	Achieved 30-100%	% Achieved 30-100%	Total Wrote	Achieved 30-100%	% Achieved 30-100%	Total Wrote	Achieved 30-100%	% Achieved 30-100%			
					SEKHUKHUNE SOUTH	MOKGERETLI SECONDARY	2018	7102208	1						17	5	29.4	18	7	38.9	30	29	96.7	26	18	69.2				9	7	77.8	20	15	75	9	6
	MOKGOMA MATLALA SECONDARY	2019	7103505	2	13	1	7.7			13	3	23.1	15	3	20	28	20	71.4													27	2	7.4				
	MOKGOMA MATLALA SECONDARY	2018	7103505	2	29	2	6.9			19	3	15.8	20	5	25	31	19	61.3													20	2	10				
	MOKGUBI SECONDARY	2019	7101311	1						21	1	4.8	32	4	12.5	31	31	100							30	7	23.3	19	10	52.6	12	3	25	9	5	55.6	
	MOKGUBI SECONDARY	2018	7101311	1						11	8	72.7	17	10	58.8	19	17	89.5							17	11	64.7	13	9	69.2	6	4	66.7	6	3	50	
	MOKONEAMABULA SECONDARY	2019	7103305	1	13	6	46.2	38	20	52.6	19	12	63.2	18	5	27.8	58	55	94.8						25	16	64	17	10	58.8	26	8	30.8	20	8	40	
	MOKONEAMABULA SECONDARY	2018	7103305	1	17	10	58.8	32	16	50	14	10	71.4	16	9	56.3	51	51	100						35	26	74.3	7	5	71.4	39	17	43.6	30	16	53.3	
	MOLEBELEDI SECONDARY	2019	7101208	1				10	7	70						14	11	78.6	14	8	57.1				10	4	40				10	1	10				
	MOLEBELEDI SECONDARY	2018	7101208	1				19	16	84.2						21	21	100	21	17	81				19	18	94.7				19	1	5.3				
	MOLOMOTOATAU SECONDARY	2019	7101109	1	7	2	28.6	16	7	43.8	7	2	28.6			26	21	80.8	26	19	73.1				16	5	31.3	10	8	80	13	0	0				
	MOLOMOTOATAU SECONDARY	2018	7101109	1	4	1	25	24	5	20.8	4	2	50			29	26	89.7	24	9	37.5				22	8	36.4	15	4	26.7	11	1	9.1	3	1	33.3	
	MOLWETSI SENIOR	2019	7103408	1	12	8	66.7	65	49	75.4	12	7	58.3	15	12	80	78	75	96.2	24	14	58.3				63	46	73	42	27	64.3	36	16	44.4	42	28	66.7
	MOLWETSI SENIOR	2018	7103408	1	15	6	40	79	53	67.1	15	8	53.3	18	8	44.4	103	85	82.5	39	15	38.5				78	58	74.4	49	32	65.3	44	14	31.8	44	26	59.1
	MONAMODI MATSEPE SECONDARY	2019	7103203	2	13	11	84.6	50	38	76						72	70	97.2	36	29	80.6				59	32	54.2	26	16	61.5	32	22	68.8	26	20	76.9	
	MONAMODI MATSEPE SECONDARY	2018	7103203	2	10	4	40	60	43	71.7						77	77	100	26	19	73.1				57	42	73.7	23	19	82.6	37	19	51.4	33	20	60.6	
	MONYAKU SECONDARY	2019	7101111	1	5	4	80									15	15	100	10	9	90				14	9	64.3				14	5	35.7	14	9	64.3	

Province Districts	Centre Name	Year	Centre No	Quintile	Accounting			Agricultural Sciences			Business Studies			Economics			English First Additional Language			Geography			History			Life Sciences			Mathematical Literacy			Mathematics			Physical Sciences		
					Total Wrote	Achieved 30-100%	% Achieved 30 and Above	Total Wrote	Achieved 30-100%	% Achieved 30 and Above	Total Wrote	Achieved 30-100%	% Achieved 30 and Above	Total Wrote	Achieved 30-100%	% Achieved 30 and Above	Total Wrote	Achieved 30-100%	% Achieved 30 and Above	Total Wrote	Achieved 30-100%	% Achieved 30-100%	Total Wrote	Achieved 30-100%	% Achieved 30-100%	Total Wrote	Achieved 30-100%	% Achieved 30-100%	Total Wrote	Achieved 30-100%	% Achieved 30-100%	Total Wrote	Achieved 30-100%	% Achieved 30-100%			
					SEKHUKHUNE SOUTH	MONYAKU SECONDARY	2018	7101111	1	11	6	54.5								11	11	100								10	9	90				10	5
	MOREKO SENIOR SECONDARY	2019	7102203	2	36	36	100	77	76	98.7	29	29	100	27	22	81.5	162	162	100	33	33	100				111	111	100	36	35	97.2	120	114	95	105	105	100
	MOREKO SENIOR SECONDARY	2018	7102203	2	21	19	90.5	103	103	100	29	21	72.4	24	19	79.2	150	150	100	17	17	100				113	113	100	30	30	100	119	117	98.3	110	110	100
	MORERI-CHOENYANE SECONDARY	2019	7102211	2							7	6	85.7	9	3	33.3	9	9	100							7	7	100	7	6	85.7						
	MORERI-CHOENYANE SECONDARY	2018	7102211	2							9	5	55.6	13	7	53.8	14	14	100							8	8	100	10	9	90						
	MORITI SECONDARY	2019	7102209	1				7	6	85.7						7	7	100							5	4	80				5	3	60	5	4	80	
	MORITI SECONDARY	2018	7102209	1				19	17	89.5						19	19	100							14	13	92.9				14	11	78.6	14	13	92.9	
	MOSHATE SENIOR SECONDARY	2019	7103208	1				17	0	0	10	3	30	27	10	37	84	66	78.6	44	40	90.9				44	19	43.2	44	26	59.1	20	15	75	32	14	43.8
	MOSHATE SENIOR SECONDARY	2018	7103208	1				31	9	29	20	7	35	39	12	30.8	92	90	97.8	50	36	72				51	31	60.8	56	40	71.4	23	15	65.2	34	17	50
	MOTEANE SECONDARY	2019	7102311	2				49	19	38.8						51	46	90.2	33	19	57.6				34	13	38.2	36	24	66.7	7	5	71.4	6	6	100	
	MOTEANE SECONDARY	2018	7102311	2				55	29	52.7						56	55	98.2	38	26	68.4				48	26	54.2	28	19	67.9	20	12	60	12	11	91.7	
	MOTJEDI SECONDARY	2019	7103210	1							27	19	70.4	45	23	51.1	91	89	97.8	58	53	91.4				47	25	53.2	27	21	77.8	31	14	45.2	31	15	48.4
	MOTJEDI SECONDARY	2018	7103210	1							32	13	40.6	34	27	79.4	65	64	98.5	56	40	71.4				31	27	87.1	32	27	84.4	24	16	66.7	24	22	91.7
	MOTODI SECONDARY	2019	7103506	2				20	7	35						25	19	76	14	5	35.7				25	8	32				20	2	10	6	3	50	
	MOTODI SECONDARY	2018	7103506	2				27	9	33.3						36	29	80.6	29	6	20.7				27	11	40.7				27	4	14.8	7	3	42.9	
	MOTSWALEDI SECONDARY	2019	7102207	1				20	5	25						20	13	65	9	5	55.6				20	3	15	9	5	55.6							
	MOTSWALEDI SECONDARY	2018	7102207	1				9	6	66.7						9	9	100	9	7	77.8				9	7	77.8	9	7	77.8							

Province Districts	Centre Name	Year	Centre No	Quintile	Accounting			Agricultural Sciences			Business Studies			Economics			English First Additional Language			Geography			History			Life Sciences			Mathematical Literacy			Mathematics			Physical Sciences		
					Total Wrote	Achieved 30-100%	% Achieved 30 and Above	Total Wrote	Achieved 30-100%	% Achieved 30 and Above	Total Wrote	Achieved 30-100%	% Achieved 30 and Above	Total Wrote	Achieved 30-100%	% Achieved 30 and Above	Total Wrote	Achieved 30-100%	% Achieved 30 and Above	Total Wrote	Achieved 30-100%	% Achieved 30-100%	Total Wrote	Achieved 30-100%	% Achieved 30-100%	Total Wrote	Achieved 30-100%	% Achieved 30-100%	Total Wrote	Achieved 30-100%	% Achieved 30-100%	Total Wrote	Achieved 30-100%	% Achieved 30-100%			
					SEKHUKHUNE SOUTH	MOTUBATSE SECONDARY	2019	7101105	1				50	32	64						50	50	100	37	29	78.4				50	29	58	28	18	64.3	21	6
	MOTUBATSE SECONDARY	2018	7101105	1				46	32	69.6						46	45	97.8	26	19	73.1				46	31	67.4	21	14	66.7	25	11	44	20	14	70	
	MPHAGE SECONDARY SCHOOL	2019	7103205	2	23	12	52.2	40	18	45	7	3	42.9	10	3	30	98	84	85.7						37	19	51.4	44	17	38.6	31	19	61.3	38	20	52.6	
	MPHAGE SECONDARY SCHOOL	2018	7103205	2	25	6	24	59	32	54.2	27	6	22.2	35	8	22.9	143	117	81.8						56	32	57.1	81	37	45.7	33	14	42.4	48	20	41.7	
	MPHAHLELE SECONDARY	2019	7103510	1	4	2	50	10	5	50	6	3	50	5	3	60	55	47	85.5	32	23	71.9	12	10	83.3	22	11	50	26	12	46.2	7	2	28.6	7	6	85.7
	MPHAHLELE SECONDARY	2018	7103510	1	1	1	100	10	3	30	1	1	100	6	2	33.3	44	43	97.7	25	13	52	14	14	100	22	9	40.9	13	6	46.2	7	1	14.3	6	1	16.7
	MPHEGOLLE SECONDARY	2019	7103405	1				12	9	75						20	20	100	22	17	77.3				22	19	86.4				20	6	30	11	7	63.6	
	MPHEGOLLE SECONDARY	2018	7103405	1				22	18	81.8						31	31	100	31	27	87.1				31	25	80.6				31	4	12.9	9	7	77.8	
	MPHELE A MPHELE SECONDARY	2019	7102108	1				11	9	81.8						37	30	81.1	30	21	70				23	20	87	14	10	71.4	14	7	50	14	14	100	
	MPHELE A MPHELE SECONDARY	2018	7102108	1				23	16	69.6						43	40	93	39	26	66.7				36	30	83.3	20	17	85	16	9	56.3	17	15	88.2	
	MPHEZULU SECONDARY	2019	7102403	2	8	6	75	42	34	81	10	8	80	8	5	62.5	52	52	100	19	17	89.5				36	23	63.9	22	21	95.5	20	5	25	15	8	53.3
	MPHEZULU SECONDARY	2018	7102403	2	15	9	60	31	29	93.5	19	13	68.4	17	8	47.1	52	52	100	13	8	61.5				32	28	87.5	28	27	96.4	22	10	45.5	17	13	76.5
	MPOLE SECONDARY	2019	7101310	1							19	11	57.9			46	33	71.7							25	10	40	5	5	100	13	2	15.4	13	9	69.2	
	MPOLE SECONDARY	2018	7101310	1							27	10	37			34	31	91.2							27	14	51.9	13	7	53.8	14	6	42.9	16	9	56.3	
	NALA SECONDARY SCHOOL	2019	7104201	2	20	15	75				55	31	56.4	26	13	50	127	127	100	67	64	95.5				64	53	82.8	55	48	87.3	62	39	62.9	64	44	68.8
	NALA SECONDARY SCHOOL	2018	7104201	2	40	28	70				78	64	82.1	51	34	66.7	151	151	100	62	44	71				58	47	81	51	47	92.2	53	34	64.2	45	27	60

Province Districts	Centre Name	Year	Centre No	Quintile	Accounting			Agricultural Sciences			Business Studies			Economics			English First Additional Language			Geography			History			Life Sciences			Mathematical Literacy			Mathematics			Physical Sciences				
					Total Wrote	Achieved 30-100%	% Achieved 30 and Above	Total Wrote	Achieved 30-100%	% Achieved 30 and Above	Total Wrote	Achieved 30-100%	% Achieved 30 and Above	Total Wrote	Achieved 30-100%	% Achieved 30 and Above	Total Wrote	Achieved 30-100%	% Achieved 30 and Above	Total Wrote	Achieved 30-100%	% Achieved 30-100%	Total Wrote	Achieved 30-100%	% Achieved 30-100%	Total Wrote	Achieved 30-100%	% Achieved 30-100%	Total Wrote	Achieved 30-100%	% Achieved 30-100%	Total Wrote	Achieved 30-100%	% Achieved 30-100%					
					SEKHUKHUNE SOUTH	NALEDI-YA-MESO SECONDARY	2019	7103211	1	19	5	26.3				17	3	17.6	17	5	29.4	19	18	94.7								17	10	58.8					
	NALEDI-YA-MESO SECONDARY	2018	7103211	1	9	2	22.2	13	7	53.8	10	1	10	22	6	27.3	24	22	91.7							14	5	35.7	8	4	50	11	4	36.4					
	NAMUDI SECONDARY	2019	7102304	1				12	7	58.3							12	11	91.7						6	6	100				6	1	16.7	6	5	83.3			
	NAMUDI SECONDARY	2018	7102304	1				15	8	53.3							15	14	93.3						11	8	72.7	5	3	60	6	3	50	11	4	36.4			
	NAPE A NGWATO HIGH	2019	7103507	2	10	1	10				31	5	16.1	40	5	12.5	52	45	86.5	37	18	48.6				23	12	52.2	43	19	44.2	11	9	81.8	11	10	90.9		
	NAPE A NGWATO HIGH	2018	7103507	2	12	2	16.7				28	3	10.7	76	13	17.1	77	73	94.8	81	22	27.2				65	21	32.3	61	27	44.3	20	9	45	17	8	47.1		
	NDENDEKA HIGH	2019	7103107	1	4	0	0				12	9	75	28	16	57.1	34	32	94.1							21	14	66.7	17	13	76.5	17	6	35.3	11	8	72.7		
	NDENDEKA HIGH	2018	7103107	1	10	4	40				21	12	57.1	43	30	69.8	37	37	100							25	15	60	23	18	78.3	17	8	47.1	19	6	31.6		
	NGALE SECONDARY	2019	7103409	1				55	31	56.4							59	58	98.3	59	37	62.7				63	31	49.2	51	30	58.8	13	5	38.5	8	4	50		
	NGALE SECONDARY	2018	7103409	1				40	28	70							40	40	100	40	23	57.5				40	27	67.5	29	21	72.4	11	5	45.5					
	NGOATOANAPE SECONDARY	2019	7103412	1				18	8	44.4							18	17	94.4	21	5	23.8				18	4	22.2	12	8	66.7	5	0	0					
	NGOATOANAPE SECONDARY	2018	7103412	1				26	14	53.8							22	22	100	15	6	40				25	14	56	9	5	55.6	14	6	42.9	11	8	72.7		
	NGULU HIGH	2019	7103109	1	13	2	15.4				12	7	58.3	14	4	28.6	78	73	93.6	27	16	59.3	20	15	75	25	17	68	36	22	61.1	25	8	32	29	10	34.5		
	NGULU HIGH	2018	7103109	1	20	3	15				21	12	57.1	20	7	35	78	74	94.9	19	10	52.6	16	16	100	27	17	63	38	16	42.1	22	5	22.7	23	9	39.1		
	NGWANAKWENA SECONDARY	2019	7103511	1	15	8	53.3	117	91	77.8	9	7	77.8	12	3	25	134	132	98.5	53	44	83				108	73	67.6	66	44	66.7	58	23	39.7	61	38	62.3		
	NGWANAKWENA SECONDARY	2018	7103511	1	18	10	55.6	106	77	72.6	13	10	76.9	13	11	84.6	128	128	100	47	34	72.3				104	76	73.1	55	35	63.6	57	31	54.4	54	36	66.7		
	NGWANAMASHILE SENIOR SECONDARY	2019	7103304	1	7	7	100	37	19	51.4	16	9	56.3	26	19	73.1	53	53	100							24	21	87.5	31	27	87.1	13	9	69.2	14	13	92.9		

Province Districts	Centre Name	Year	Centre No	Quintile	Accounting			Agricultural Sciences			Business Studies			Economics			English First Additional Language			Geography			History			Life Sciences			Mathematical Literacy			Mathematics			Physical Sciences		
					Total Wrote	Achieved 30-100%	% Achieved 30 and Above	Total Wrote	Achieved 30-100%	% Achieved 30 and Above	Total Wrote	Achieved 30-100%	% Achieved 30 and Above	Total Wrote	Achieved 30-100%	% Achieved 30 and Above	Total Wrote	Achieved 30-100%	% Achieved 30 and Above	Total Wrote	Achieved 30-100%	% Achieved 30-100%	Total Wrote	Achieved 30-100%	% Achieved 30-100%	Total Wrote	Achieved 30-100%	% Achieved 30-100%	Total Wrote	Achieved 30-100%	% Achieved 30-100%	Total Wrote	Achieved 30-100%	% Achieved 30-100%			
					SEKHUKHUNE SOUTH	NGWANAMASHILE SENIOR SECONDARY	2018	7103304	1	13	8	61.5	28	10	35.7	20	12	60	27	10	37	41	41	100							13	11	84.6	23	17	73.9	11
NGWANATSHWANE SECONDARY	2019	7101302	1					23	23	100	9	7	77.8	9	8	88.9	93	93	100	50	50	100				73	64	87.7	28	18	64.3	65	41	63.1	49	49	100
NGWANATSHWANE SECONDARY	2018	7101302	1	12		9	75	24	24	100	25	22	88	25	15	60	142	142	100	66	63	95.5				90	88	97.8	37	26	70.3	105	50	47.6	65	61	93.8
NGWATO-A-MPHELA PUBLIC SCHOOL	2019	7104204	2	8		2	25				8	3	37.5	8	3	37.5	40	38	95	23	17	73.9				23	14	60.9	27	14	51.9	13	7	53.8	23	12	52.2
NGWATO-A-MPHELA PUBLIC SCHOOL	2018	7104204	2	10		2	20				10	7	70	14	10	71.4	44	43	97.7	30	18	60				22	19	86.4	23	19	82.6	11	3	27.3	23	12	52.2
NKGONYELETSE SECONDARY	2019	7101203	1	8		7	87.5	14	13	92.9	7	7	100	7	7	100	79	63	79.7	42	17	40.5				17	12	70.6	40	21	52.5	27	19	70.4	17	12	70.6
NKGONYELETSE SECONDARY	2018	7101203	1	7		5	71.4	12	12	100	8	6	75	7	7	100	54	53	98.1	25	16	64				13	13	100	36	22	61.1	18	12	66.7	13	10	76.9
NTSHEBELE SECONDARY	2019	7102308	1								31	13	41.9	26	13	50	82	74	90.2							41	16	39	28	9	32.1	36	6	16.7	36	20	55.6
NTSHEBELE SECONDARY	2018	7102308	1								33	16	48.5	33	17	51.5	85	85	100							30	20	66.7	33	20	60.6	30	15	50	30	25	83.3
NTSHIBA SECONDARY SCHOOL	2019	7104410	2	11		7	63.6				11	9	81.8	11	8	72.7	28	25	89.3	12	10	83.3				10	9	90	21	21	100	5	1	20	10	2	20
NTSHIBA SECONDARY SCHOOL	2018	7104410	2	7		6	85.7				9	6	66.7	9	8	88.9	29	26	89.7	12	9	75				12	9	75	9	8	88.9	10	5	50	12	9	75
OR TAMBO COMPREHENSIVE SCHOOL	2019	7104207	2								14	4	28.6	12	5	41.7	97	96	99							11	10	90.9	29	17	58.6	9	8	88.9	9	7	77.8
OR TAMBO COMPREHENSIVE SCHOOL	2018	7104207	2	10		4	40				51	22	43.1	12	8	66.7	115	103	89.6							9	9	100	57	27	47.4	6	5	83.3	7	5	71.4
PEZUNGA SECONDARY SCHOOL	2019	7104403	1	7		7	100							6	5	83.3	30	27	90	8	5	62.5				10	6	60	19	8	42.1	4	2	50	6	4	66.7

Province Districts	Centre Name	Year	Centre No	Quintile	Accounting			Agricultural Sciences			Business Studies			Economics			English First Additional Language			Geography			History			Life Sciences			Mathematical Literacy			Mathematics			Physical Sciences		
					Total Wrote	Achieved 30-100%	% Achieved 30 and Above	Total Wrote	Achieved 30-100%	% Achieved 30 and Above	Total Wrote	Achieved 30-100%	% Achieved 30 and Above	Total Wrote	Achieved 30-100%	% Achieved 30 and Above	Total Wrote	Achieved 30-100%	% Achieved 30 and Above	Total Wrote	Achieved 30-100%	% Achieved 30-100%	Total Wrote	Achieved 30-100%	% Achieved 30-100%	Total Wrote	Achieved 30-100%	% Achieved 30-100%	Total Wrote	Achieved 30-100%	% Achieved 30-100%	Total Wrote	Achieved 30-100%	% Achieved 30-100%			
					SEKHUKHUNE SOUTH	PEZUNGA SECONDARY SCHOOL	2018	7104403	1	6	2	33.3						8	3	37.5	16	16	100	8	8	100				14	6	42.9	10	7	70	5	2
	PHATAMETSANE SECONDARY	2019	7102201	2	14	11	78.6	52	29	55.8	15	11	73.3	15	10	66.7	93	88	94.6	34	19	55.9				40	23	57.5	28	19	67.9	31	11	35.5	25	15	60
	PHATAMETSANE SECONDARY	2018	7102201	2	13	8	61.5	70	58	82.9	17	10	58.8	16	8	50	133	133	100	43	34	79.1				65	57	87.7	39	32	82.1	43	24	55.8	38	33	86.8
	PHIRIAGAE SECONDARY	2019	7102112	1				11	6	54.5						19	16	84.2	16	6	37.5				9	7	77.8	5	2	40	5	1	20	6	2	33.3	
	PHIRIAGAE SECONDARY	2018	7102112	1				13	8	61.5						18	17	94.4	11	8	72.7				11	6	54.5				10	5	50	5	2	40	
	PHOKANOKA HIGH	2019	7103103	1	7	1	14.3				24	7	29.2	55	9	16.4	91	85	93.4	76	54	71.1				47	16	34	46	22	47.8	26	6	23.1	23	13	56.5
	PHOKANOKA HIGH	2018	7103103	1	9	6	66.7				26	13	50	69	9	13	111	99	89.2	75	38	50.7				54	30	55.6	57	21	36.8	32	11	34.4	28	18	64.3
	PHOROANE SECONDARY	2019	7101103	1				22	12	54.5						23	23	100	18	11	61.1				16	12	75				16	2	12.5	6	5	83.3	
	PHOROANE SECONDARY	2018	7101103	1				19	11	57.9						22	22	100	13	8	61.5				19	16	84.2				18	3	16.7	7	5	71.4	
	PHUTI-KWENA SECONDARY	2019	7101204	1	14	12	85.7	45	29	64.4				24	12	50	48	47	97.9	48	32	66.7				38	22	57.9	37	26	70.3	19	11	57.9	9	8	88.9
	PHUTI-KWENA SECONDARY	2018	7101204	1	7	6	85.7	33	21	63.6				18	14	77.8	42	42	100	33	23	69.7				21	20	95.2	21	12	57.1	21	6	28.6	8	8	100
	PONTI JUNIOR SECONDARY	2019	7102105	1				42	39	92.9	14	7	50	14	8	57.1	54	54	100	18	13	72.2				45	39	86.7	11	6	54.5	46	20	43.5	46	29	63
	PONTI JUNIOR SECONDARY	2018	7102105	1				26	19	73.1				21	9	42.9	51	51	100	23	22	95.7				32	31	96.9	16	9	56.3	31	19	61.3	30	22	73.3
	PUPUTLE SECONDARY	2019	7103309	1	6	1	16.7							7	3	42.9	6	6	100							7	3	42.9				7	0	0			
	PUPUTLE SECONDARY	2018	7103309	1	18	2	11.1							7	0	0	20	19	95							19	12	63.2				14	4	28.6	12	4	33.3
	RAMATSHAGALALA SECONDARY SCHOOL	2019	7104305	1	13	10	76.9	66	52	78.8	14	14	100	19	13	68.4	167	160	95.8	112	59	52.7	25	24	96	60	44	73.3	88	65	73.9	31	28	90.3	28	22	78.6
	RAMATSHAGALALA SECONDARY SCHOOL	2018	7104305	1	14	9	64.3	76	61	80.3	17	16	94.1	17	14	82.4	271	261	96.3	215	97	45.1	44	35	79.5	97	67	69.1	166	83	50	33	20	60.6	32	16	50



Province Districts	Centre Name	Year	Centre No	Quintile	Accounting			Agricultural Sciences			Business Studies			Economics			English First Additional Language			Geography			History			Life Sciences			Mathematical Literacy			Mathematics			Physical Sciences		
					Total Wrote	Achieved 30-100%	% Achieved 30 and Above	Total Wrote	Achieved 30-100%	% Achieved 30 and Above	Total Wrote	Achieved 30-100%	% Achieved 30 and Above	Total Wrote	Achieved 30-100%	% Achieved 30 and Above	Total Wrote	Achieved 30-100%	% Achieved 30 and Above	Total Wrote	Achieved 30-100%	% Achieved 30-100%	Total Wrote	Achieved 30-100%	% Achieved 30-100%	Total Wrote	Achieved 30-100%	% Achieved 30-100%	Total Wrote	Achieved 30-100%	% Achieved 30-100%	Total Wrote	Achieved 30-100%	% Achieved 30-100%			
					SEKHUKHUNE SOUTH	RAMOGOSETSI MAGANA SECONDARY SCHOOL	2019	7104203	2	18	18	100				18	14	77.8	25	19	76	62	59	95.2	42	39	92.9				38	17	44.7	20	7	35	38
	RAMOGOSETSI MAGANA SECONDARY SCHOOL	2018	7104203	2	14	9	64.3				24	13	54.2	41	25	61	71	71	100	56	46	82.1				47	19	40.4	41	30	73.2	28	8	28.6	29	11	37.9
	RAMOHLOKOLO SENIOR SECONDARY	2019	7103202	2	17	8	47.1				36	12	33.3	35	19	54.3	42	42	100	20	10	50							25	11	44	14	1	7.1			
	RAMOHLOKOLO SENIOR SECONDARY	2018	7103202	2	15	2	13.3				64	11	17.2	67	23	34.3	83	83	100	52	17	32.7							62	18	29	13	0	0			
	RANTOBENG SECONDARY	2019	7101202	1	37	32	86.5							49	36	73.5	181	181	100	175	168	96				120	98	81.7	97	88	90.7	71	64	90.1	55	55	100
	RANTOBENG SECONDARY	2018	7101202	1	41	37	90.2							59	43	72.9	163	163	100	153	148	96.7				101	93	92.1	93	82	88.2	58	52	89.7	50	48	96
	REBONE SECONDARY	2019	7102103	1	15	14	93.3	28	23	82.1							129	128	99.2	30	25	83.3				129	58	45				67	43	64.2	61	51	83.6
	REBONE SECONDARY	2018	7102103	1	17	12	70.6	45	32	71.1							129	129	100	40	31	77.5				95	79	83.2				129	66	51.2	88	51	58
	REFILWE SECONDARY	2019	7103201	2				81	78	96.3							94	94	100							84	81	96.4	51	45	88.2	37	29	78.4	38	34	89.5
	REFILWE SECONDARY	2018	7103201	2				70	64	91.4							85	84	98.8							72	67	93.1	32	28	87.5	36	29	80.6	36	35	97.2
	REFILWE SECONDARY SCHOOL	2019	7104407	2	13	6	46.2				19	5	26.3	14	6	42.9	54	49	90.7	10	9	90				7	3	42.9	33	24	72.7	10	3	30	11	4	36.4
	REFILWE SECONDARY SCHOOL	2018	7104407	2	10	7	70				15	8	53.3	15	7	46.7	37	34	91.9	14	8	57.1				5	5	100	23	17	73.9	5	3	60	7	7	100
	REITOMETJE SECONDARY SCHOOL	2019	7104306	2										4	0	0	36	30	83.3	23	6	26.1				3	1	33.3	9	4	44.4	1	1	100	2	1	50
	REITOMETJE SECONDARY SCHOOL	2018	7104306	2										4	3	75	9	8	88.9	5	4	80				4	3	75	7	6	85.7				1	1	100
	REKHUDITSE SECONDARY SCHOOL	2019	7104406	2	18	15	83.3	11	8	72.7	18	9	50	18	9	50	61	61	100	32	23	71.9	20	19	95	41	30	73.2	36	33	91.7	21	13	61.9	21	19	90.5

Province Districts	Centre Name	Year	Centre No	Quintile	Accounting			Agricultural Sciences			Business Studies			Economics			English First Additional Language			Geography			History			Life Sciences			Mathematical Literacy			Mathematics			Physical Sciences		
					Total Wrote	Achieved 30-100%	% Achieved 30 and Above	Total Wrote	Achieved 30-100%	% Achieved 30 and Above	Total Wrote	Achieved 30-100%	% Achieved 30 and Above	Total Wrote	Achieved 30-100%	% Achieved 30 and Above	Total Wrote	Achieved 30-100%	% Achieved 30 and Above	Total Wrote	Achieved 30-100%	% Achieved 30-100%	Total Wrote	Achieved 30-100%	% Achieved 30-100%	Total Wrote	Achieved 30-100%	% Achieved 30-100%	Total Wrote	Achieved 30-100%	% Achieved 30-100%	Total Wrote	Achieved 30-100%	% Achieved 30-100%			
					SEKHUKHUNE SOUTH	REKHUDITSE SECONDARY SCHOOL	2018	7104406	2	16	7	43.8	23	15	65.2	28	9	32.1	18	12	66.7	95	84	88.4	39	23	59	27	18	66.7	56	38	67.9	46	23	50	43
	REPFAFOGILE SECONDARY SCHOOL	2019	7104404	2	11	3	27.3	25	25	100	11	5	45.5	10	2	20	55	53	96.4	9	8	88.9	13	9	69.2	24	18	75	25	17	68	13	9	69.2	16	13	81.3
	REPFAFOGILE SECONDARY SCHOOL	2018	7104404	2	11	6	54.5	8	7	87.5	15	9	60	19	11	57.9	68	62	91.2	18	13	72.2	25	21	84	19	15	78.9	20	17	85	13	6	46.2	10	9	90
	SANGO COMBINED SCHOOL	2019	7104102	1												50	49	98										44	25	56.8							
	SANGO COMBINED SCHOOL	2018	7104102	1							28	1	3.6				28	27	96.4									28	17	60.7							
	SEBAKANAGA SECONDARY SCHOOL	2019	7104302	2	11	6	54.5	59	48	81.4	23	11	47.8	14	9	64.3	135	132	97.8	76	47	61.8	33	29	87.9	44	40	90.9	57	49	86	31	17	54.8	30	27	90
	SEBAKANAGA SECONDARY SCHOOL	2018	7104302	2	28	12	42.9	62	48	77.4	34	20	58.8	28	16	57.1	116	115	99.1	56	42	75	14	14	100	59	48	81.4	61	45	73.8	39	15	38.5	22	19	86.4
	SEBJALEBJALE SECONDARY SCHOOL	2019	7104409	2	12	8	66.7				14	7	50	30	14	46.7	54	52	96.3	23	20	87				23	13	56.5	32	26	81.3	9	7	77.8	9	9	100
	SEBJALEBJALE SECONDARY SCHOOL	2018	7104409	2	13	4	30.8				15	7	46.7	26	16	61.5	38	38	100	18	13	72.2				18	14	77.8	28	21	75	8	4	50	8	5	62.5
	SEGOLOLA HIGH	2019	7102405	1	11	5	45.5	51	20	39.2	34	20	58.8	30	4	13.3	67	61	91							32	17	53.1	33	13	39.4	29	13	44.8	32	17	53.1
	SEGOLOLA HIGH	2018	7102405	1	9	7	77.8	58	20	34.5	52	2	3.8	35	2	5.7	109	77	70.6							44	24	54.5	41	4	9.8	42	17	40.5	45	17	37.8
	SEOPO SENIOR SECONDARY	2019	7102109	1				42	20	47.6							56	47	83.9	22	9	40.9				31	20	64.5	8	3	37.5	25	15	60	20	13	65
	SEOPO SENIOR SECONDARY	2018	7102109	1				44	23	52.3							46	44	95.7	10	8	80				21	20	95.2	7	5	71.4	16	12	75	15	14	93.3
	SEPHEU MOLEKE SECONDARY	2019	7103407	1	9	8	88.9	26	18	69.2	10	6	60	13	9	69.2	71	71	100	23	20	87	29	24	82.8	28	23	82.1	9	6	66.7	34	19	55.9	19	17	89.5

Province Districts	Centre Name	Year	Centre No	Quintile	Accounting			Agricultural Sciences			Business Studies			Economics			English First Additional Language			Geography			History			Life Sciences			Mathematical Literacy			Mathematics			Physical Sciences		
					Total Wrote	Achieved 30-100%	% Achieved 30 and Above	Total Wrote	Achieved 30-100%	% Achieved 30 and Above	Total Wrote	Achieved 30-100%	% Achieved 30 and Above	Total Wrote	Achieved 30-100%	% Achieved 30 and Above	Total Wrote	Achieved 30-100%	% Achieved 30 and Above	Total Wrote	Achieved 30-100%	% Achieved 30-100%	Total Wrote	Achieved 30-100%	% Achieved 30-100%	Total Wrote	Achieved 30-100%	% Achieved 30-100%	Total Wrote	Achieved 30-100%	% Achieved 30-100%	Total Wrote	Achieved 30-100%	% Achieved 30-100%			
					SEKHUKHUNE SOUTH	SEPHEU MOLEKE SECONDARY	2018	7103407	1	18	18	100	50	36	72	17	11	64.7	19	12	63.2	83	82	98.8	34	25	73.5	16	15	93.8	56	53	94.6	11	7	63.6	75
	SEREME COMBINED SCHOOL	2019	7104205	2	12	3	25	23	10	43.5	12	6	50	13	1	7.7	43	40	93							15	6	40	15	7	46.7	19	4	21.1	15	7	46.7
	SEREME COMBINED SCHOOL	2018	7104205	2	3	0	0	11	7	63.6	4	0	0	3	0	0	31	28	90.3							15	7	46.7	3	1	33.3	12	1	8.3	13	4	30.8
	SKHOSANA SECONDARY SCHOOL	2019	7102410	2	1	0	0	15	4	26.7	16	3	18.8	18	5	27.8	86	84	97.7	19	13	68.4				11	4	36.4	11	11	100	12	1	8.3	7	4	57.1
	SKHOSANA SECONDARY SCHOOL	2018	7102410	2	10	2	20	11	7	63.6	10	5	50	14	7	50	48	47	97.9	21	4	19				13	7	53.8	28	16	57.1	14	5	35.7	11	5	45.5
	ST PAUL'S HIGH	2019	7103102	2	9	7	77.8	40	37	92.5	11	7	63.6	10	7	70	168	168	100				155	137	88.4	120	103	85.8				129	62	48.1	81	79	97.5
	ST PAUL'S HIGH	2018	7103102	2	21	18	85.7				21	18	85.7	22	19	86.4	102	102	100				80	80	100	70	67	95.7				91	59	64.8	70	67	95.7
	ST GREGORIES COLLEGE	2019	7104191	9	10	10	100	29	28	96.6	12	12	100	12	12	100										27	27	100	17	15	88.2	24	18	75	25	21	84
	ST GREGORIES COLLEGE	2018	7104191	99	19	19	100	29	29	100	23	22	95.7	23	23	100										21	21	100	23	23	100	25	24	96	22	22	100
	ST JOSEFS SECONDARY SCHOOL	2019	7104309	2	7	4	57.1	17	13	76.5	9	5	55.6	9	4	44.4	128	119	93	39	30	76.9	26	26	100	19	19	100	21	16	76.2	38	19	50	19	12	63.2
	ST JOSEFS SECONDARY SCHOOL	2018	7104309	2	7	4	57.1	4	3	75	7	7	100	7	7	100	71	71	100	11	11	100	4	4	100	11	11	100	6	6	100	16	10	62.5	11	8	72.7
	TADIMANE SECONDARY SCHOOL	2019	7104304	2	4	2	50	25	19	76	13	11	84.6	13	9	69.2	41	41	100							23	12	52.2	27	22	81.5	9	5	55.6	7	7	100
	TADIMANE SECONDARY SCHOOL	2018	7104304	2	10	7	70	25	19	76	19	12	63.2	23	10	43.5	52	52	100							25	19	76	25	16	64	19	5	26.3	12	10	83.3
	TENYANE SECONDARY	2019	7101303	1	7	5	71.4	36	28	77.8	13	5	38.5	10	6	60	49	45	91.8	23	22	95.7				27	26	96.3	20	18	90	16	9	56.3	5	5	100
	TENYANE SECONDARY	2018	7101303	1	8	6	75	53	37	69.8	10	7	70	10	7	70	70	68	97.1	46	20	43.5				54	40	74.1	30	15	50	33	16	48.5	14	14	100
	THAKGUDI SECONDARY	2019	7102110	1				9	5	55.6							33	26	78.8	24	17	70.8				16	12	75	3	2	66.7	12	4	33.3	14	9	64.3
	THAKGUDI SECONDARY	2018	7102110	1				23	6	26.1							56	35	62.5	31	17	54.8				23	16	69.6	5	2	40	11	8	72.7	11	11	100

Province Districts	Centre Name	Year	Centre No	Quintile	Accounting			Agricultural Sciences			Business Studies			Economics			English First Additional Language			Geography			History			Life Sciences			Mathematical Literacy			Mathematics			Physical Sciences		
					Total Wrote	Achieved 30-100%	% Achieved 30 and Above	Total Wrote	Achieved 30-100%	% Achieved 30 and Above	Total Wrote	Achieved 30-100%	% Achieved 30 and Above	Total Wrote	Achieved 30-100%	% Achieved 30 and Above	Total Wrote	Achieved 30-100%	% Achieved 30 and Above	Total Wrote	Achieved 30-100%	% Achieved 30-100%	Total Wrote	Achieved 30-100%	% Achieved 30-100%	Total Wrote	Achieved 30-100%	% Achieved 30-100%	Total Wrote	Achieved 30-100%	% Achieved 30-100%	Total Wrote	Achieved 30-100%	% Achieved 30-100%			
					SEKHUKHUNE SOUTH	THEJANE SECONDARY SCHOOL	2019	7104308	1	4	3	75				6	6	100	5	4	80	63	63	100	50	41	82	32	31	96.9	45	26	57.8	25	20	80	24
	THEJANE SECONDARY SCHOOL	2018	7104308	1	13	3	23.1				13	10	76.9	15	11	73.3	87	87	100	45	40	88.9	35	33	94.3	51	28	54.9	37	27	73	16	5	31.3	15	6	40
	THLAKO COMBINED SCHOOL	2019	7104307	2	11	3	27.3	1	1	100	14	6	42.9	12	7	58.3	103	103	100	53	41	77.4				54	39	72.2	52	43	82.7	17	9	52.9	53	23	43.4
	THLAKO COMBINED SCHOOL	2018	7104307	2	18	11	61.1				23	8	34.8	18	10	55.6	95	95	100	67	57	85.1				69	51	73.9	62	49	79	26	18	69.2	65	34	52.3
	TJETJE SECONDARY SCHOOL	2019	7102411	2	26	3	11.5	42	36	85.7	31	5	16.1	31	4	12.9	58	58	100							39	35	89.7	34	10	29.4	55	26	47.3	70	33	47.1
	TJETJE SECONDARY SCHOOL	2018	7102411	2	40	12	30	31	27	87.1	38	23	60.5	43	23	53.5	80	79	98.8							29	27	93.1	48	39	81.3	30	15	50	41	30	73.2
	TLHAKANANG SECONDARY SCHOOL	2019	7104402	1	11	9	81.8	44	42	95.5	12	10	83.3	12	8	66.7	67	66	98.5	54	49	90.7				44	36	81.8	38	37	97.4	21	15	71.4	11	10	90.9
	TLHAKANANG SECONDARY SCHOOL	2018	7104402	1	10	7	70	48	36	75	10	8	80	11	8	72.7	75	75	100	56	42	75				56	48	85.7	37	34	91.9	30	14	46.7	15	13	86.7
	TSEKEMARISHANE SENIOR SECONDARY	2019	7101306	1				16	5	31.3	6	1	16.7	6	1	16.7	35	21	60							16	1	6.3	25	11	44						
	TSEKEMARISHANE SENIOR SECONDARY	2018	7101306	1				13	9	69.2	9	6	66.7	9	8	88.9	31	27	87.1							14	9	64.3	23	18	78.3						
	TSHEGE SECONDARY	2019	7103406	1										17	3	17.6	22	20	90.9	31	14	45.2				16	9	56.3	9	7	77.8	11	3	27.3	12	4	33.3
	TSHEGE SECONDARY	2018	7103406	1										11	4	36.4	21	19	90.5	31	12	38.7				20	7	35	14	8	57.1	11	4	36.4	10	3	30
	TSHIKANOSHI SECONDARY SCHOOL	2019	7104408	2	11	6	54.5	22	20	90.9	11	11	100	13	11	84.6	45	45	100							23	18	78.3	20	19	95	20	18	90	21	10	47.6
	TSHIKANOSHI SECONDARY SCHOOL	2018	7104408	2	17	8	47.1	29	25	86.2	17	17	100	20	17	85	50	50	100							29	26	89.7	18	18	100	25	11	44	22	11	50

Province Districts	Centre Name	Year	Centre No	Quintile	Accounting			Agricultural Sciences			Business Studies			Economics			English First Additional Language			Geography			History			Life Sciences			Mathematical Literacy			Mathematics			Physical Sciences			
					Total Wrote	Achieved 30-100%	% Achieved 30 and Above	Total Wrote	Achieved 30-100%	% Achieved 30 and Above	Total Wrote	Achieved 30-100%	% Achieved 30 and Above	Total Wrote	Achieved 30-100%	% Achieved 30 and Above	Total Wrote	Achieved 30-100%	% Achieved 30 and Above	Total Wrote	Achieved 30-100%	% Achieved 30-100%	Total Wrote	Achieved 30-100%	% Achieved 30-100%	Total Wrote	Achieved 30-100%	% Achieved 30-100%	Total Wrote	Achieved 30-100%	% Achieved 30-100%	Total Wrote	Achieved 30-100%	% Achieved 30-100%				
					SEKHUKHUNE SOUTH	ZAMA ZAMA SECONDARY	2019	7102401	1	11	2	18.2	58	31	53.4	16	6	37.5	21	5	23.8	91	84	92.3	63	35	55.6				56	17	30.4	41	25	61	21	4
ZAMA ZAMA SECONDARY	2018	7102401	1	23		4	17.4	79	37	46.8	36	12	33.3	34	6	17.6	121	120	99.2	105	40	38.1				114	57	50	91	48	52.7	42	22	52.4	43	21	48.8	
ZAMOKUHLE HIGH	2019	7102408	1	30		9	30							34	12	35.3	99	97	98							46	37	80.4	75	52	69.3	23	12	52.2	44	22	50	
ZAMOKUHLE HIGH	2018	7102408	1	37		7	18.9							47	4	8.5	94	86	91.5							41	34	82.9	58	39	67.2	25	10	40	40	16	40	
ZENZELENI SENIOR SECONDARY	2019	7102406	1								10	9	90	10	7	70	16	16	100																			
ZENZELENI SENIOR SECONDARY	2018	7102406	1								12	7	58.3	12	8	66.7	14	14	100																			
VHEMBE EAST	ADOLF MHINGA HIGH	2019	7061401	1	12	9	75	38	29	76.3	17	16	94.1	19	8	42.1	70	68	97.1	22	18	81.8	39	38	97.4	12	10	83.3	59	43	72.9	6	3	50	12	10	83.3	
	ADOLF MHINGA HIGH	2018	7061401	1	8	2	25	56	41	73.2	12	8	66.7	13	9	69.2	75	71	94.7	31	25	80.6	39	37	94.9	23	22	95.7	62	43	69.4	11	1	9.1	21	18	85.7	
	AZWIFARWI SECONDARY	2019	7063201	2	15	15	100				32	27	84.4	32	26	81.3	300	296	98.7	226	191	84.5	122	120	98.4	89	73	82	136	118	86.8	77	67	87	93	84	90.3	
	AZWIFARWI SECONDARY	2018	7063201	2	28	24	85.7				36	27	75	48	25	52.1	234	234	100	172	149	86.6	60	60	100	105	99	94.3	88	76	86.4	97	90	92.8	92	92	100	
	BABABA SECONDARY	2019	7063505	3	17	13	76.5				16	13	81.3	15	8	53.3	85	69	81.2	40	26	65	31	26	83.9	33	13	39.4	45	34	75.6	13	12	92.3	9	6	66.7	
	BABABA SECONDARY	2018	7063505	3	19	16	84.2				16	11	68.8	20	11	55	83	83	100	38	32	84.2	30	30	100	34	12	35.3	59	32	54.2	12	11	91.7	11	8	72.7	
	BASOPA HIGH	2019	7061403	1	10	7	70	22	17	77.3	57	40	70.2	78	53	67.9	207	187	90.3	83	72	86.7	160	141	88.1	25	22	88	109	98	89.9	22	16	72.7	23	20	87	
	BASOPA HIGH	2018	7061403	1	9	7	77.8	20	16	80	28	21	75	52	41	78.8	103	102	99	69	65	94.2	66	65	98.5	27	27	100	70	62	88.6	27	22	81.5	27	21	77.8	
	DAVHANA SECONDARY	2019	7061608	2	22	20	90.9	12	12	100	17	15	88.2	27	18	66.7	89	89	100	50	48	96	29	27	93.1	41	34	82.9	42	38	90.5	27	12	44.4	24	20	83.3	
	DAVHANA SECONDARY	2018	7061608	2	28	23	82.1	3	2	66.7	25	19	76	26	20	76.9	93	91	97.8	42	36	85.7	19	19	100	43	33	76.7	42	25	59.5	40	24	60	26	22	84.6	
	DAVID MUTSHINYALO SECONDARY	2019	7062107	1	12	11	91.7				12	12	100	66	36	54.5	108	107	99.1	94	65	69.1				80	60	75	73	59	80.8	22	9	40.9	23	16	69.6	
	DAVID MUTSHINYALO SECONDARY	2018	7062107	1	5	3	60				5	3	60	26	23	88.5	47	47	100	42	37	88.1				42	40	95.2	28	24	85.7	19	16	84.2	21	16	76.2	

Province Districts	Centre Name	Year	Centre No	Quintile	Accounting			Agricultural Sciences			Business Studies			Economics			English First Additional Language			Geography			History			Life Sciences			Mathematical Literacy			Mathematics			Physical Sciences		
					Total Wrote	Achieved 30-100%	% Achieved 30 and Above	Total Wrote	Achieved 30-100%	% Achieved 30 and Above	Total Wrote	Achieved 30-100%	% Achieved 30 and Above	Total Wrote	Achieved 30-100%	% Achieved 30 and Above	Total Wrote	Achieved 30-100%	% Achieved 30 and Above	Total Wrote	Achieved 30-100%	% Achieved 30-100%	Total Wrote	Achieved 30-100%	% Achieved 30-100%	Total Wrote	Achieved 30-100%	% Achieved 30-100%	Total Wrote	Achieved 30-100%	% Achieved 30-100%	Total Wrote	Achieved 30-100%	% Achieved 30-100%			
					DENGA TSHIVHASE SECONDARY	2019	7063401	3				25	22	88						67	65	97	36	20	55.6	33	32	97	6	4	66.7	25	18	72	6	2	33.3
DENGA TSHIVHASE SECONDARY	2018	7063401	3	11	2	18.2	38	26	68.4	9	6	66.7	18	9	50	77	75	97.4	23	12	52.2	35	32	91.4	22	19	86.4	26	16	61.5	22	9	40.9	22	15	68.2	
DENGENYA SECONDARY	2019	7063410	3	12	12	100				14	9	64.3	22	13	59.1	81	80	98.8	55	43	78.2	34	30	88.2	23	16	69.6	28	26	92.9	18	14	77.8	10	9	90	
DENGENYA SECONDARY	2018	7063410	3	17	17	100				19	16	84.2	24	17	70.8	68	67	98.5	33	31	93.9	33	18	54.5	19	16	84.2	25	21	84	19	14	73.7	8	8	100	
DIMANI AGRICULTURAL HIGH	2019	7063101	3				168	157	93.5							171	171	100	61	55	90.2				159	119	74.8				147	65	44.2	94	68	72.3	
DIMANI AGRICULTURAL HIGH	2018	7063101	3				142	126	88.7							163	161	98.8	48	44	91.7				151	126	83.4				136	66	48.5	77	71	92.2	
DLAMANI HIGH	2019	7061304	2	22	16	72.7	100	81	81	23	17	73.9	24	19	79.2	194	190	97.9	119	109	91.6	112	93	83	50	44	88	103	92	89.3	48	38	79.2	49	39	79.6	
DLAMANI HIGH	2018	7061304	2	9	8	88.9	35	26	74.3	10	9	90	11	9	81.8	102	100	98	64	56	87.5	63	59	93.7	27	24	88.9	40	39	97.5	25	21	84	26	24	92.3	
DYELAMANAVHA SECONDARY	2019	7062304	1										31	7	22.6	39	37	94.9	29	12	41.4				29	12	41.4	28	19	67.9							
DYELAMANAVHA SECONDARY	2018	7062304	1										37	6	16.2	46	43	93.5	35	21	60				45	22	48.9	22	15	68.2	10	5	50	9	7	77.8	
DZIMAU LI SECONDARY	2019	7062306	2	5	4	80	30	30	100	9	5	55.6	8	4	50	63	63	100	45	44	97.8				52	40	76.9	43	42	97.7	13	11	84.6	10	9	90	
DZIMAU LI SECONDARY	2018	7062306	2	11	8	72.7	17	17	100	11	8	72.7	13	10	76.9	43	43	100	26	21	80.8				27	23	85.2	33	31	93.9	6	4	66.7	4	4	100	
DZWABONI SECONDARY	2019	7063411	3												67	60	89.6	61	43	70.5	44	35	79.5	47	29	61.7	40	34	85	9	6	66.7	10	10	100		
DZWABONI SECONDARY	2018	7063411	3	11	9	81.8				11	7	63.6	11	8	72.7	68	67	98.5	52	36	69.2	29	23	79.3	51	39	76.5	28	19	67.9	36	13	36.1	25	22	88	
E P P MHINGA SECONDARY	2019	7061102	3	78	69	88.5				54	52	96.3	54	49	90.7	257	257	100	170	165	97.1				158	148	93.7	63	56	88.9	181	134	74	156	144	92.3	
E P P MHINGA SECONDARY	2018	7061102	3	108	102	94.4				69	67	97.1	67	62	92.5	243	243	100	132	129	97.7				153	151	98.7	29	25	86.2	211	172	81.5	152	142	93.4	
EDISON NESENGANI SECONDARY	2019	7061601	2	40	40	100				40	39	97.5	46	43	93.5	235	234	99.6	164	151	92.1	90	85	94.4	115	102	88.7	103	92	89.3	79	73	92.4	58	55	94.8	

Province Districts	Centre Name	Year	Centre No	Quintile	Accounting			Agricultural Sciences			Business Studies			Economics			English First Additional Language			Geography			History			Life Sciences			Mathematical Literacy			Mathematics			Physical Sciences		
					Total Wrote	Achieved 30-100%	% Achieved 30 and Above	Total Wrote	Achieved 30-100%	% Achieved 30 and Above	Total Wrote	Achieved 30-100%	% Achieved 30 and Above	Total Wrote	Achieved 30-100%	% Achieved 30 and Above	Total Wrote	Achieved 30-100%	% Achieved 30 and Above	Total Wrote	Achieved 30-100%	% Achieved 30-100%	Total Wrote	Achieved 30-100%	% Achieved 30-100%	Total Wrote	Achieved 30-100%	% Achieved 30-100%	Total Wrote	Achieved 30-100%	% Achieved 30-100%	Total Wrote	Achieved 30-100%	% Achieved 30-100%			
					VHEMBE EAST	EDISON NESENGANI SECONDARY	2018	7061601	2	26	25	96.2				25	25	100	26	24	92.3	105	105	100	62	61	98.4	30	30	100	52	50	96.2	54	52	96.3	40
	FHATUWANI SECONDARY	2019	7063307	1	5	5	100	11	11	100				13	10	76.9	78	75	96.2	33	29	87.9	60	57	95	31	24	77.4	25	24	96	19	15	78.9	13	11	84.6
	FHATUWANI SECONDARY	2018	7063307	1	5	5	100	11	10	90.9				12	11	91.7	82	68	82.9	16	13	81.3	63	60	95.2	19	11	57.9	12	11	91.7	17	16	94.1	14	13	92.9
	FHETANI SECONDARY	2019	7062204	1	9	6	66.7	24	16	66.7				17	6	35.3	63	63	100	21	19	90.5	29	24	82.8	26	24	92.3	23	19	82.6	10	3	30	5	4	80
	FHETANI SECONDARY	2018	7062204	1	8	3	37.5	5	3	60	8	5	62.5	8	6	75	26	26	100	12	12	100	5	5	100	12	12	100	5	5	100	15	4	26.7	8	8	100
	FRANCE SOMBHANI SECONDARY	2019	7061506	2							3	3	100	26	19	73.1	60	55	91.7	39	27	69.2	15	9	60	33	30	90.9	27	24	88.9	10	6	60	15	8	53.3
	FRANCE SOMBHANI SECONDARY	2018	7061506	2							1	1	100	11	8	72.7	37	30	81.1	24	20	83.3	7	5	71.4	24	21	87.5	13	10	76.9	12	5	41.7	11	7	63.6
	FRANS RASIMPHI SECONDARY	2019	7063606	3	5	5	100	39	33	84.6	12	8	66.7	16	7	43.8	84	82	97.6	64	54	84.4	26	26	100	49	29	59.2	66	58	87.9	8	8	100	7	7	100
	FRANS RASIMPHI SECONDARY	2018	7063606	3	17	15	88.2	33	26	78.8	16	13	81.3	24	18	75	77	77	100	55	52	94.5	21	21	100	37	33	89.2	54	51	94.4	10	7	70	5	4	80
	FUNZWANI SECONDARY	2019	7062601	3										23	14	60.9	66	63	95.5	59	37	62.7	56	50	89.3	29	20	69	46	33	71.7	6	2	33.3	6	6	100
	FUNZWANI SECONDARY	2018	7062601	3										27	10	37	49	45	91.8	45	21	46.7	35	35	100	20	14	70	34	18	52.9	12	7	58.3	13	7	53.8
	GEORGE SONTA HIGH	2019	7061107	2	14	10	71.4	50	33	66	17	14	82.4	31	24	77.4	113	113	100	65	59	90.8				71	49	69	60	45	75	30	19	63.3	31	28	90.3
	GEORGE SONTA HIGH	2018	7061107	2	17	15	88.2	41	26	63.4	17	15	88.2	37	29	78.4	110	106	96.4	57	49	86				71	58	81.7	56	45	80.4	29	21	72.4	36	31	86.1
	GIDJANA SECONDARY	2019	7061203	2				46	29	63							81	74	91.4	72	59	81.9				72	46	63.9	51	37	72.5	24	22	91.7	24	24	100
	GIDJANA SECONDARY	2018	7061203	2				37	31	83.8							50	49	98	50	40	80				50	45	90	37	29	78.4	13	13	100	13	12	92.3
	GOLE SECONDARY	2019	7063203	1				15	14	93.3							113	112	99.1	80	74	92.5	49	41	83.7	70	49	70	39	34	87.2	36	18	50	30	30	100
	GOLE SECONDARY	2018	7063203	1				13	8	61.5							106	105	99.1	105	47	44.8	14	14	100	55	37	67.3	24	18	75	31	22	71	30	29	96.7
	GOVHU JUNIOR SECONDARY	2019	7061204	2				14	11	78.6							25	25	100	21	18	85.7				19	13	68.4	21	19	90.5	4	4	100	4	4	100



Province Districts	Centre Name	Year	Centre No	Quintile	Accounting			Agricultural Sciences			Business Studies			Economics			English First Additional Language			Geography			History			Life Sciences			Mathematical Literacy			Mathematics			Physical Sciences		
					Total Wrote	Achieved 30-100%	% Achieved 30 and Above	Total Wrote	Achieved 30-100%	% Achieved 30 and Above	Total Wrote	Achieved 30-100%	% Achieved 30 and Above	Total Wrote	Achieved 30-100%	% Achieved 30 and Above	Total Wrote	Achieved 30-100%	% Achieved 30 and Above	Total Wrote	Achieved 30-100%	% Achieved 30-100%	Total Wrote	Achieved 30-100%	% Achieved 30-100%	Total Wrote	Achieved 30-100%	% Achieved 30-100%	Total Wrote	Achieved 30-100%	% Achieved 30-100%	Total Wrote	Achieved 30-100%	% Achieved 30-100%			
					VHEMBE EAST	GOVHU JUNIOR SECONDARY	2018	7061204	2				30	17	56.7						38	35	92.1	38	20	52.6				38	24	63.2	30	26	86.7	8	5
	GUMANI TECHNICAL HIGH	2019	7063501	3											56	56	100													39	29	74.4	42	25	59.5		
	GUMANI TECHNICAL HIGH	2018	7063501	3											49	44	89.8												29	18	62.1	33	21	63.6			
	GUVHUKUVHU SECONDARY	2019	7063402	3				9	7	77.8					49	46	93.9	40	27	67.5	28	21	75	33	15	45.5	28	20	71.4	7	6	85.7	7	6	85.7		
	GUVHUKUVHU SECONDARY	2018	7063402	3				12	11	91.7					35	35	100	35	30	85.7	12	12	100	34	27	79.4	21	19	90.5	10	9	90	8	7	87.5		
	HANYANI SECONDARY	2019	7062203	2	3	3	100	17	14	82.4			18	6	33.3	53	49	92.5	27	26	96.3	22	22	100	38	23	60.5	31	23	74.2	11	7	63.6	9	8	88.9	
	HANYANI SECONDARY	2018	7062203	2	3	1	33.3	11	10	90.9			11	6	54.5	56	55	98.2	24	21	87.5	22	21	95.5	31	25	80.6	19	15	78.9	18	10	55.6	13	12	92.3	
	HLALUKO SECONDARY	2019	7061105	2	5	5	100	79	47	59.5	2	2	100	5	4	80	105	95	90.5	80	57	71.3	20	17	85	98	55	56.1	77	52	67.5	21	12	57.1	19	19	100
	HLALUKO SECONDARY	2018	7061105	2	12	9	75	39	28	71.8	5	5	100	5	5	100	88	84	95.5	46	37	80.4	18	15	83.3	61	50	82	39	37	94.9	20	11	55	19	16	84.2
	HLALUKWENI HIGH	2019	7061510	2	34	31	91.2	50	43	86	41	38	92.7	37	31	83.8	172	172	100	80	70	87.5	55	43	78.2	63	62	98.4	76	70	92.1	57	36	63.2	60	45	75
	HLALUKWENI HIGH	2018	7061510	2	30	25	83.3	55	43	78.2	30	26	86.7	36	22	61.1	149	149	100	65	55	84.6	51	51	100	54	54	100	63	49	77.8	53	33	62.3	46	44	95.7
	HUMULA SECONDARY	2019	7061501	1				28	19	67.9	7	3	42.9	19	8	42.1	66	64	97	52	41	78.8	23	14	60.9	36	33	91.7	45	28	62.2	9	3	33.3	9	7	77.8
	HUMULA SECONDARY	2018	7061501	1				27	23	85.2	3	2	66.7	5	3	60	43	42	97.7	30	27	90	6	6	100	26	26	100	21	16	76.2	8	2	25	7	7	100
	JILONGO HIGH SCHOOL	2019	7061208	1	23	17	73.9	49	25	51	24	21	87.5	24	18	75	134	126	94	98	80	81.6				89	66	74.2	35	26	74.3	78	34	43.6	52	38	73.1
	JILONGO HIGH SCHOOL	2018	7061208	1	31	22	71	29	16	55.2	33	30	90.9	34	29	85.3	104	103	99	60	48	80				59	53	89.8	39	33	84.6	50	31	62	41	28	68.3
	JIM CHAVANI HIGH	2019	7061404	2	23	20	87	12	12	100	21	20	95.2	197	138	70.1	263	260	98.9	225	196	87.1	176	171	97.2	63	57	90.5	175	148	84.6	81	63	77.8	62	60	96.8
	JIM CHAVANI HIGH	2018	7061404	2	12	12	100	9	8	88.9	28	25	89.3	188	149	79.3	257	257	100	212	198	93.4	159	158	99.4	67	65	97	173	157	90.8	76	71	93.4	67	63	94
	JIM YINGWANI HIGH	2019	7061504	2	6	5	83.3	13	10	76.9	13	10	76.9	13	9	69.2	73	70	95.9	45	31	68.9	36	36	100	41	36	87.8	56	40	71.4	6	4	66.7	17	12	70.6
	JIM YINGWANI HIGH	2018	7061504	2	10	7	70	53	31	58.5	19	11	57.9	22	14	63.6	96	83	86.5	43	20	46.5	24	22	91.7	53	30	56.6	63	33	52.4	20	5	25	11	9	81.8

Province Districts	Centre Name	Year	Centre No	Quintile	Accounting			Agricultural Sciences			Business Studies			Economics			English First Additional Language			Geography			History			Life Sciences			Mathematical Literacy			Mathematics			Physical Sciences			
					Total Wrote	Achieved 30-100%	% Achieved 30 and Above	Total Wrote	Achieved 30-100%	% Achieved 30 and Above	Total Wrote	Achieved 30-100%	% Achieved 30 and Above	Total Wrote	Achieved 30-100%	% Achieved 30 and Above	Total Wrote	Achieved 30-100%	% Achieved 30 and Above	Total Wrote	Achieved 30-100%	% Achieved 30-100%	Total Wrote	Achieved 30-100%	% Achieved 30-100%	Total Wrote	Achieved 30-100%	% Achieved 30-100%	Total Wrote	Achieved 30-100%	% Achieved 30-100%	Total Wrote	Achieved 30-100%	% Achieved 30-100%				
					VHEMIBE EAST	JOHANNES RAMAVHOYA SECONDARY	2019	7061511	2	3	2	66.7	17	8	47.1	2	0	0	2	0	0	31	30	96.8	24	11	45.8				25	14	56	19	9	47.4	8	4
	JOHANNES RAMAVHOYA SECONDARY	2018	7061511	2	6	4	66.7	17	9	52.9	5	2	40	3	3	100	42	35	83.3	26	16	61.5				35	18	51.4	20	8	40	10	2	20	8	6	75	
	JOHN MBHEDLHE SECONDARY	2019	7061507	2	10	9	90	27	17	63	10	10	100	10	9	90	69	65	94.2	29	20	69	43	33	76.7	52	25	48.1	46	33	71.7	14	10	71.4	14	11	78.6	
	JOHN MBHEDLHE SECONDARY	2018	7061507	2	19	16	84.2	29	17	58.6	22	18	81.8	34	18	52.9	105	103	98.1	29	26	89.7	39	35	89.7	53	43	81.1	46	38	82.6	28	17	60.7	27	21	77.8	
	JOHN MUTHEIWANA SECONDARY SCHOOL	2019	7061606	2				15	14	93.3							105	105	100	90	88	97.8	51	50	98	40	39	97.5	51	44	86.3	40	28	70	30	29	96.7	
	JOHN MUTHEIWANA SECONDARY SCHOOL	2018	7061606	2				6	6	100							66	65	98.5	54	50	92.6	33	33	100	26	26	100	28	25	89.3	26	24	92.3	22	22	100	
	JULIUS SECONDARY SCHOOL	2019	7061611	1													86	80	93	65	36	55.4	51	33	64.7	62	19	30.6	42	22	52.4	27	12	44.4	27	14	51.9	
	JULIUS SECONDARY SCHOOL	2018	7061611	1	13	8	61.5				17	11	64.7	18	11	61.1	72	70	97.2	45	36	80	21	21	100	42	29	69	43	32	74.4	26	19	73.1	28	22	78.6	
	KHADZINGE SECONDARY	2019	7063602	3				4	2	50							21	9	42.9	15	3	20				5	0	0	8	2	25							
	KHADZINGE SECONDARY	2018	7063602	3				4	2	50				12	0	0	14	8	57.1	9	3	33.3				5	0	0	8	3	37.5							
	KHANGALE SECONDARY	2019	7062402	2													31	30	96.8	27	24	88.9	24	23	95.8	25	11	44	20	16	80	5	3	60	5	4	80	
	KHANGALE SECONDARY	2018	7062402	2							4	1	25	2	1	50	32	30	93.8	30	17	56.7	14	14	100	31	13	41.9	20	6	30	9	5	55.6	9	7	77.8	
	KHATISA SECONDARY	2019	7061503	1	23	17	73.9	16	12	75	35	22	62.9	33	23	69.7	137	137	100	66	55	83.3				87	55	63.2	25	20	80	67	33	49.3	55	48	87.3	
	KHATISA SECONDARY	2018	7061503	1	27	22	81.5	29	18	62.1	39	31	79.5	47	37	78.7	134	131	97.8	59	49	83.1				66	55	83.3	12	10	83.3	81	32	39.5	57	48	84.2	
	KHWEVHA COMMERCIAL	2019	7063102	3	162	129	79.6				172	132	76.7	163	128	78.5	182	181	99.5														155	38	24.5			
	KHWEVHA COMMERCIAL	2018	7063102	3	180	147	81.7				186	147	79	189	129	68.3	202	202	100														173	39	22.5			
	LIGEGE SECONDARY	2019	7063106	3	8	8	100	12	11	91.7	8	8	100	32	29	90.6	88	88	100	59	57	96.6	27	26	96.3	29	29	100	46	37	80.4	32	22	68.8	22	22	100	

Province Districts	Centre Name	Year	Centre No	Quintile	Accounting			Agricultural Sciences			Business Studies			Economics			English First Additional Language			Geography			History			Life Sciences			Mathematical Literacy			Mathematics			Physical Sciences		
					Total Wrote	Achieved 30-100%	% Achieved 30 and Above	Total Wrote	Achieved 30-100%	% Achieved 30 and Above	Total Wrote	Achieved 30-100%	% Achieved 30 and Above	Total Wrote	Achieved 30-100%	% Achieved 30 and Above	Total Wrote	Achieved 30-100%	% Achieved 30 and Above	Total Wrote	Achieved 30-100%	% Achieved 30-100%	Total Wrote	Achieved 30-100%	% Achieved 30-100%	Total Wrote	Achieved 30-100%	% Achieved 30-100%	Total Wrote	Achieved 30-100%	% Achieved 30-100%	Total Wrote	Achieved 30-100%	% Achieved 30-100%			
					VHEMBE EAST	LIGEGE SECONDARY	2018	7063106	3	12	12	100	10	6	60	14	13	92.9	25	20	80	73	72	98.6	34	33	97.1	27	22	81.5	26	25	96.2	24	21	87.5	33
	LIIVHA COMBINED	2019	7063301	3	14	13	92.9				28	23	82.1	20	17	85	75	75	100	78	72	92.3				73	55	75.3				81	50	61.7	64	53	82.8
	LIIVHA COMBINED	2018	7063301	3	21	20	95.2				22	22	100	23	20	87	71	71	100	63	61	96.8				64	56	87.5				77	58	75.3	60	56	93.3
	LIMBEDZI SECONDARY	2019	7062610	1							1	1	100	20	11	55	20	20	100	9	9	100				10	3	30	10	8	80						
	LIMBEDZI SECONDARY	2018	7062610	1										27	12	44.4	27	24	88.9	13	8	61.5				13	7	53.8	13	8	61.5						
	LUCAS RATSHALINGWA SECONDARY	2019	7062104	3	8	4	50	15	14	93.3	6	6	100	9	7	77.8	46	45	97.8	32	28	87.5	8	6	75	19	17	89.5	16	16	100	12	6	50	9	9	100
	LUCAS RATSHALINGWA SECONDARY	2018	7062104	3	11	8	72.7	17	12	70.6	10	6	60	11	9	81.8	48	47	97.9	27	24	88.9				27	24	88.9	19	18	94.7	18	9	50	13	13	100
	LUNWANNNGWE SECONDARY	2019	7062102	2	13	8	61.5				13	12	92.3	13	10	76.9	31	31	100	17	15	88.2	7	7	100	14	12	85.7	17	16	94.1	10	8	80	8	7	87.5
	LUNWANNNGWE SECONDARY	2018	7062102	2	17	6	35.3				18	7	38.9	17	8	47.1	42	41	97.6	17	11	64.7	7	7	100	16	14	87.5	27	21	77.8	10	6	60	9	7	77.8
	LUPHAI SECONDARY	2019	7063608	2				34	26	76.5							70	70	100	70	50	71.4	21	16	76.2	33	30	90.9	37	29	78.4	13	7	53.8	15	12	80
	LUPHAI SECONDARY	2018	7063608	2				36	22	61.1							49	49	100	46	39	84.8	16	13	81.3	30	27	90	35	27	77.1	10	7	70	10	9	90
	LUVHENGU SECONDARY	2019	7062109	1				13	10	76.9							19	17	89.5	19	13	68.4				11	11	100	7	6	85.7	2	1	50	2	1	50
	LUVHENGU SECONDARY	2018	7062109	1				19	10	52.6							34	30	88.2	25	16	64				33	19	57.6	19	13	68.4	7	7	100	7	6	85.7
	LWANDANI SECONDARY	2019	7063105	2				17	9	52.9							67	63	94	56	38	67.9				45	27	60	33	16	48.5	16	8	50	17	11	64.7
	LWANDANI SECONDARY	2018	7063105	2				9	8	88.9							52	52	100	37	34	91.9				34	23	67.6	31	21	67.7	12	8	66.7	10	9	90
	LWAPHUNGU SECONDARY	2019	7062205	2	5	3	60	38	23	60.5	6	3	50	18	3	16.7	49	46	93.9	37	21	56.8				21	13	61.9	25	20	80	8	3	37.5	6	4	66.7
	LWAPHUNGU SECONDARY	2018	7062205	2	3	3	100	31	17	54.8	3	2	66.7	14	12	85.7	34	30	88.2	24	12	50				14	9	64.3	19	11	57.9	8	3	37.5	6	3	50
	LWENZHE SECONDARY	2019	7061603	1													12	12	100																		

Province Districts	Centre Name	Year	Centre No	Quintile	Accounting			Agricultural Sciences			Business Studies			Economics			English First Additional Language			Geography			History			Life Sciences			Mathematical Literacy			Mathematics			Physical Sciences		
					Total Wrote	Achieved 30-100%	% Achieved 30 and Above	Total Wrote	Achieved 30-100%	% Achieved 30 and Above	Total Wrote	Achieved 30-100%	% Achieved 30 and Above	Total Wrote	Achieved 30-100%	% Achieved 30 and Above	Total Wrote	Achieved 30-100%	% Achieved 30 and Above	Total Wrote	Achieved 30-100%	% Achieved 30-100%	Total Wrote	Achieved 30-100%	% Achieved 30-100%	Total Wrote	Achieved 30-100%	% Achieved 30-100%	Total Wrote	Achieved 30-100%	% Achieved 30-100%	Total Wrote	Achieved 30-100%	% Achieved 30-100%			
					VHEMBE EAST	LWENZHE SECONDARY	2018	7061603	1										24	24	100																9
	MADADZHE SECONDARY	2019	7061305	2				2	1	50				16	11	68.8	19	19	100	32	18	56.3	15	13	86.7	12	2	16.7	11	7	63.6	6	1	16.7	4	1	25
	MADADZHE SECONDARY	2018	7061305	2				12	9	75				14	9	64.3	38	37	97.4	37	23	62.2	14	11	78.6	19	16	84.2	14	4	28.6	19	4	21.1	8	6	75
	MADONSI HIGH	2019	7061206	1				13	8	61.5							19	16	84.2	18	14	77.8				14	9	64.3	7	5	71.4	7	0	0	2	0	0
	MADONSI HIGH	2018	7061206	1				21	7	33.3							41	34	82.9	32	14	43.8				39	16	41	17	9	52.9	14	5	35.7	11	4	36.4
	MADZIKUSE	2019	7061306	2	12	8	66.7	20	13	65	12	12	100	28	22	78.6	60	59	98.3	27	24	88.9				42	37	88.1	23	21	91.3	34	27	79.4	26	18	69.2
	MADZIKUSE	2018	7061306	2	6	4	66.7	18	15	83.3	7	7	100	22	21	95.5	47	47	100	22	22	100				37	36	97.3	15	13	86.7	30	25	83.3	22	21	95.5
	MAGALANNGWE SECONDARY	2019	7063107	2													52	52	100	42	39	92.9	39	38	97.4	28	10	35.7	35	32	91.4	6	3	50	6	4	66.7
	MAGALANNGWE SECONDARY	2018	7063107	2													70	70	100	37	27	73	38	35	92.1	22	2	9.1	34	27	79.4	4	2	50	4	3	75
	MAHUNTSI SECONDARY	2019	7061104	2				24	17	70.8	18	10	55.6	38	27	71.1	99	98	99	52	47	90.4	43	39	90.7	39	22	56.4	48	33	68.8	29	19	65.5	37	28	75.7
	MAHUNTSI SECONDARY	2018	7061104	2				17	13	76.5	19	16	84.2	32	27	84.4	54	54	100	32	27	84.4	19	19	100	18	16	88.9	37	22	59.5	13	11	84.6	17	11	64.7
	MAKUYA SECONDARY	2019	7062405	2	7	7	100	17	14	82.4	7	7	100	13	10	76.9	47	46	97.9	33	30	90.9	15	15	100	24	22	91.7	25	21	84	13	4	30.8	7	7	100
	MAKUYA SECONDARY	2018	7062405	2	16	11	68.8	20	17	85	21	18	85.7	17	12	70.6	64	63	98.4	43	35	81.4	19	19	100	22	20	90.9	33	24	72.7	26	14	53.8	19	14	73.7
	MALAMULELE SECONDARY	2019	7061101	2	5	3	60				22	10	45.5	26	19	73.1	122	119	97.5	91	69	75.8	48	43	89.6	23	22	95.7	87	68	78.2	25	16	64	23	21	91.3
	MALAMULELE SECONDARY	2018	7061101	2	19	16	84.2				30	26	86.7	30	25	83.3	101	101	100	70	65	92.9	32	31	96.9	29	29	100	68	58	85.3	33	22	66.7	29	27	93.1
	MALILELE SECONDARY	2019	7062303	2	4	3	75							31	21	67.7	32	32	100	32	29	90.6				19	16	84.2	21	17	81	7	0	0			
	MALILELE SECONDARY	2018	7062303	2	6	3	50				8	6	75	22	20	90.9	28	28	100	21	20	95.2				20	18	90	10	9	90	17	8	47.1	6	6	100
	MAMPHODO SECONDARY	2019	7062302	2													8	8	100	8	6	75	5	5	100	8	5	62.5	8	7	87.5				3	1	33.3
	MAMPHODO SECONDARY	2018	7062302	2													54	51	94.4	50	15	30	40	27	67.5	46	13	28.3	44	13	29.5	6	1	16.7	6	3	50

Province Districts	Centre Name	Year	Centre No	Quintile	Accounting			Agricultural Sciences			Business Studies			Economics			English First Additional Language			Geography			History			Life Sciences			Mathematical Literacy			Mathematics			Physical Sciences		
					Total Wrote	Achieved 30-100%	% Achieved 30 and Above	Total Wrote	Achieved 30-100%	% Achieved 30 and Above	Total Wrote	Achieved 30-100%	% Achieved 30 and Above	Total Wrote	Achieved 30-100%	% Achieved 30 and Above	Total Wrote	Achieved 30-100%	% Achieved 30 and Above	Total Wrote	Achieved 30-100%	% Achieved 30-100%	Total Wrote	Achieved 30-100%	% Achieved 30-100%	Total Wrote	Achieved 30-100%	% Achieved 30-100%	Total Wrote	Achieved 30-100%	% Achieved 30-100%	Total Wrote	Achieved 30-100%	% Achieved 30-100%			
					VHEMBE EAST	MARUDE SECONDARY	2019	7063304	3	41	26	63.4	37	29	78.4	66	41	62.1	40	25	62.5	188	179	95.2	58	44	75.9				105	58	55.2				122
	MARUDE SECONDARY	2018	7063304	3	42	23	54.8	43	35	81.4	71	42	59.2	40	25	62.5	231	224	97	99	88	88.9				150	114	76				180	82	45.6	139	87	62.6
	MATAVHELA SECONDARY	2019	7062301	2	17	13	76.5				17	15	88.2	39	26	66.7	215	215	100	107	86	80.4	41	39	95.1	109	73	67	87	57	65.5	50	38	76	60	53	88.3
	MATAVHELA SECONDARY	2018	7062301	2	20	14	70				21	14	66.7	41	29	70.7	174	174	100	85	57	67.1	27	27	100	85	71	83.5	58	39	67.2	62	39	62.9	51	50	98
	MATIMBA JUNIOR SECONDARY	2019	7061308	2	7	5	71.4	29	7	24.1	7	7	100	8	5	62.5	78	59	75.6	43	20	46.5	48	27	56.3	14	8	57.1	38	21	55.3	8	2	25	8	3	37.5
	MATIMBA JUNIOR SECONDARY	2018	7061308	2	9	8	88.9	33	17	51.5	9	8	88.9	7	5	71.4	123	106	86.2	51	26	51	72	60	83.3	8	4	50	39	27	69.2	9	3	33.3	12	4	33.3
	MATODZI SECONDARY	2019	7061610	2	5	4	80				5	4	80	29	14	48.3	42	38	90.5	31	23	74.2				28	12	42.9	23	13	56.5	11	9	81.8	8	8	100
	MATODZI SECONDARY	2018	7061610	2	8	6	75				8	5	62.5	14	10	71.4	50	43	86	15	12	80				13	10	76.9	32	16	50	13	10	76.9	9	8	88.9
	MBHANYELE SECONDARY	2019	7061211	2	10	6	60	88	52	59.1	15	10	66.7	16	6	37.5	147	143	97.3	55	41	74.5	80	75	93.8	65	31	47.7	99	65	65.7	32	15	46.9	33	27	81.8
	MBHANYELE SECONDARY	2018	7061211	2	10	5	50	64	55	85.9	13	12	92.3	13	12	92.3	107	105	98.1	54	41	75.9	56	55	98.2	66	49	74.2	68	54	79.4	31	18	58.1	36	33	91.7
	MBILWI SECONDARY	2019	7063405	4													417	417	100	433	417	96.3				427	390	91.3				422	324	76.8	423	381	90.1
	MBILWI SECONDARY	2018	7063405	4													384	384	100	402	383	95.3				404	377	93.3				369	341	92.4	372	342	91.9
	MILTON MPFUMEDZENI SECONDARY	2019	7062607	2	51	38	74.5				114	71	62.3	106	57	53.8	239	237	99.2	160	109	68.1				106	68	64.2	76	44	57.9	133	66	49.6	98	66	67.3
	MILTON MPFUMEDZENI SECONDARY	2018	7062607	2	52	40	76.9				99	69	69.7	102	62	60.8	197	197	100	143	101	70.6				95	82	86.3	56	38	67.9	138	83	60.1	93	76	81.7
	MOVHE SECONDARY	2019	7061512	1													20	20	100	12	12	100				20	15	75	2	2	100	10	4	40	12	10	83.3
	MOVHE SECONDARY	2018	7061512	1							8	3	37.5	5	5	100	26	25	96.2	22	12	54.5				14	12	85.7	3	1	33.3	15	6	40	13	11	84.6
	MPANDELI SECONDARY	2019	7062602	2	47	26	55.3	62	46	74.2	47	27	57.4	49	30	61.2	243	232	95.5	191	119	62.3	76	59	77.6	183	89	48.6	164	109	66.5	43	15	34.9	32	24	75
	MPANDELI SECONDARY	2018	7062602	2	32	11	34.4	54	23	42.6	33	17	51.5	33	15	45.5	140	136	97.1	91	38	41.8	37	34	91.9	104	52	50	98	60	61.2	20	14	70	11	10	90.9
	MPFARISENI SECONDARY	2019	7063306	1				16	11	68.8							61	45	73.8	16	11	68.8	42	31	73.8	32	24	75	15	10	66.7	17	7	41.2	15	9	60

Province Districts	Centre Name	Year	Centre No	Quintile	Accounting			Agricultural Sciences			Business Studies			Economics			English First Additional Language			Geography			History			Life Sciences			Mathematical Literacy			Mathematics			Physical Sciences		
					Total Wrote	Achieved 30-100%	% Achieved 30 and Above	Total Wrote	Achieved 30-100%	% Achieved 30 and Above	Total Wrote	Achieved 30-100%	% Achieved 30 and Above	Total Wrote	Achieved 30-100%	% Achieved 30 and Above	Total Wrote	Achieved 30-100%	% Achieved 30 and Above	Total Wrote	Achieved 30-100%	% Achieved 30-100%	Total Wrote	Achieved 30-100%	% Achieved 30-100%	Total Wrote	Achieved 30-100%	% Achieved 30-100%	Total Wrote	Achieved 30-100%	% Achieved 30-100%	Total Wrote	Achieved 30-100%	% Achieved 30-100%			
					VHEMIBE EAST	MPFARISENI SECONDARY	2018	7063306	1				18	6	33.3	2	0	0	4	2	50	49	45	91.8	14	8	57.1	21	20	95.2	26	15	57.7	21	8	38.1	10
	MPHALALENI SECONDARY	2019	7062103	2	19	19	100	22	21	95.5	8	8	100	7	5	71.4	107	107	100	42	37	88.1	22	21	95.5	67	58	86.6	30	26	86.7	63	46	73	55	49	89.1
	MPHALALENI SECONDARY	2018	7062103	2	27	22	81.5	30	17	56.7	15	15	100	20	12	60	154	149	96.8	64	50	78.1	21	20	95.2	82	65	79.3	40	26	65	71	46	64.8	54	47	87
	MPHAMBO HIGH	2019	7061108	2	32	21	65.6	40	33	82.5	34	22	64.7	32	20	62.5	179	162	90.5	99	78	78.8	92	60	65.2	137	88	64.2	115	72	62.6	41	31	75.6	42	38	90.5
	MPHAMBO HIGH	2018	7061108	2	26	18	69.2	35	31	88.6	26	22	84.6	28	16	57.1	190	174	91.6	98	68	69.4	95	52	54.7	135	97	71.9	114	52	45.6	48	37	77.1	50	44	88
	MPHAPHULI SECONDARY	2019	7063408	3	47	39	83				51	38	74.5	51	38	74.5	220	218	99.1	157	140	89.2				106	97	91.5	35	27	77.1	153	74	48.4	115	84	73
	MPHAPHULI SECONDARY	2018	7063408	3	31	23	74.2				38	29	76.3	39	33	84.6	170	170	100	129	107	82.9				114	100	87.7	14	12	85.7	137	79	57.7	100	84	84
	MTITITI SECONDARY	2019	7061209	2				23	21	91.3	21	20	95.2	16	7	43.8	62	61	98.4	42	26	61.9	25	17	68	43	19	44.2	34	25	73.5	23	9	39.1	21	12	57.1
	MTITITI SECONDARY	2018	7061209	2				16	16	100	25	20	80	21	13	61.9	66	64	97	36	16	44.4	20	17	85	33	13	39.4	36	23	63.9	13	6	46.2	13	9	69.2
	MUBALANGANYI SECONDARY	2019	7062403	2							13	7	53.8	33	23	69.7	63	63	100	51	41	80.4				24	18	75	34	29	85.3	7	7	100	6	5	83.3
	MUBALANGANYI SECONDARY	2018	7062403	2	6	6	100				11	8	72.7	18	9	50	34	34	100	21	18	85.7				21	8	38.1	18	17	94.4	4	4	100	5	4	80
	MUGOIDWA SECONDARY	2019	7061605	2	15	15	100				15	15	100	14	14	100	67	67	100	47	47	100	32	32	100	44	29	65.9	42	42	100	25	20	80	17	17	100
	MUGOIDWA SECONDARY	2018	7061605	2	15	15	100				18	17	94.4	18	14	77.8	72	72	100	44	41	93.2	17	15	88.2	43	35	81.4	15	14	93.3	37	20	54.1	22	19	86.4
	MUHANELWA SECONDARY	2019	7063508	2													46	38	82.6	31	22	71	40	33	82.5	31	8	25.8	26	19	73.1	5	3	60	6	4	66.7
	MUHANELWA SECONDARY	2018	7063508	2													24	24	100	20	13	65	20	20	100	20	10	50	16	11	68.8	4	4	100	4	3	75
	MUHUYUWATHOMBA SECONDARY	2019	7063603	2	11	7	63.6	25	19	76	13	6	46.2	10	6	60	124	110	88.7	103	81	78.6	32	32	100	64	40	62.5	50	38	76	30	16	53.3	23	22	95.7



Province Districts	Centre Name	Year	Centre No	Quintile	Accounting			Agricultural Sciences			Business Studies			Economics			English First Additional Language			Geography			History			Life Sciences			Mathematical Literacy			Mathematics			Physical Sciences		
					Total Wrote	Achieved 30-100%	% Achieved 30 and Above	Total Wrote	Achieved 30-100%	% Achieved 30 and Above	Total Wrote	Achieved 30-100%	% Achieved 30 and Above	Total Wrote	Achieved 30-100%	% Achieved 30 and Above	Total Wrote	Achieved 30-100%	% Achieved 30 and Above	Total Wrote	Achieved 30-100%	% Achieved 30-100%	Total Wrote	Achieved 30-100%	% Achieved 30-100%	Total Wrote	Achieved 30-100%	% Achieved 30-100%	Total Wrote	Achieved 30-100%	% Achieved 30-100%	Total Wrote	Achieved 30-100%	% Achieved 30-100%			
					VHEMBE EAST	MUHUYUWATHOMBA SECONDARY	2018	7063603	2	10	4	40	24	18	75	15	5	33.3	16	7	43.8	69	66	95.7	51	36	70.6	17	17	100	38	24	63.2	38	33	86.8	15
	MUKHWANTHELI SECONDARY	2019	7063206	1				65	45	69.2							218	208	95.4	175	106	60.6	93	62	66.7	86	57	66.3	145	103	71	23	15	65.2	42	21	50
	MUKHWANTHELI SECONDARY	2018	7063206	1				70	43	61.4							197	186	94.4	167	97	58.1	76	58	76.3	88	66	75	133	91	68.4	20	19	95	47	35	74.5
	MUKULA HIGH	2019	7063506	2	9	4	44.4	18	13	72.2	11	3	27.3	12	5	41.7	49	47	95.9	32	24	75				30	21	70	25	17	68	16	3	18.8	11	5	45.5
	MUKULA HIGH	2018	7063506	2	5	1	20	26	16	61.5	5	0	0	7	3	42.9	44	44	100	41	28	68.3				34	23	67.6	26	21	80.8	13	5	38.5	11	6	54.5
	MUKULA INTERGRATED	2019	7063592	9	27	27	100	63	57	90.5	36	34	94.4	46	35	76.1	161	160	99.4	121	105	86.8				102	92	90.2	90	87	96.7	70	49	70	46	36	78.3
	MUKULA INTERGRATED	2018	7063592	99	22	19	86.4	52	41	78.8	48	33	68.8	51	31	60.8	168	163	97	125	97	77.6				102	93	91.2	95	80	84.2	73	55	75.3	54	46	85.2
	MUTHAMARO SECONDARY	2019	7063109	2				2	1	50				21	14	66.7	55	55	100	38	33	86.8	41	38	92.7	22	20	90.9	33	27	81.8	9	3	33.3	10	10	100
	MUTHAMARO SECONDARY	2018	7063109	2				4	3	75				7	3	42.9	28	28	100	22	19	86.4	14	14	100	16	16	100	14	13	92.9	10	4	40	13	11	84.6
	MUTHURWANA SECONDARY	2019	7061609	2	3	3	100	26	21	80.8				5	5	100	52	49	94.2	43	41	95.3				32	22	68.8	29	28	96.6	14	13	92.9	11	9	81.8
	MUTHURWANA SECONDARY	2018	7061609	2	5	4	80	17	13	76.5				5	5	100	36	32	88.9	29	29	100				23	20	87	19	16	84.2	12	9	75	10	8	80
	MUTSHUTSHU SECONDARY	2019	7062101	2				38	35	92.1							58	58	100	37	29	78.4	15	13	86.7	50	35	70	26	21	80.8	24	9	37.5	18	14	77.8
	MUTSHUTSHU SECONDARY	2018	7062101	2				34	29	85.3							49	49	100	27	13	48.1	8	8	100	45	24	53.3	25	12	48	17	7	41.2	16	16	100
	MUVHAVHA SECONDARY	2019	7063208	2	5	4	80				5	4	80	6	4	66.7	53	51	96.2	23	19	82.6	22	13	59.1	12	9	75	35	26	74.3	4	3	75	4	4	100
	MUVHAVHA SECONDARY	2018	7063208	2	8	4	50				9	6	66.7	9	6	66.7	45	43	95.6	10	9	90	15	9	60	9	8	88.9	33	27	81.8	2	1	50	4	2	50
	NDAEDZO SECONDARY	2019	7063108	2	24	20	83.3	24	16	66.7	27	17	63	22	14	63.6	130	130	100	93	82	88.2	38	33	86.8	55	35	63.6	80	70	87.5	37	26	70.3	28	28	100
	NDAEDZO SECONDARY	2018	7063108	2	20	15	75	31	19	61.3	26	17	65.4	22	15	68.2	115	113	98.3	79	68	86.1	29	28	96.6	52	42	80.8	80	65	81.3	31	25	80.6	21	20	95.2



Province Districts	Centre Name	Year	Centre No	Quintile	Accounting			Agricultural Sciences			Business Studies			Economics			English First Additional Language			Geography			History			Life Sciences			Mathematical Literacy			Mathematics			Physical Sciences		
					Total Wrote	Achieved 30-100%	% Achieved 30 and Above	Total Wrote	Achieved 30-100%	% Achieved 30 and Above	Total Wrote	Achieved 30-100%	% Achieved 30 and Above	Total Wrote	Achieved 30-100%	% Achieved 30 and Above	Total Wrote	Achieved 30-100%	% Achieved 30 and Above	Total Wrote	Achieved 30-100%	% Achieved 30-100%	Total Wrote	Achieved 30-100%	% Achieved 30-100%	Total Wrote	Achieved 30-100%	% Achieved 30-100%	Total Wrote	Achieved 30-100%	% Achieved 30-100%	Total Wrote	Achieved 30-100%	% Achieved 30-100%			
					VHEMBE EAST	NDARIENI SECONDARY	2019	7062404	1	12	9	75				17	11	64.7	25	13	52	59	58	98.3	43	34	79.1	29	28	96.6	29	23	79.3				50
	NDARIENI SECONDARY	2018	7062404	1	16	14	87.5	12	7	58.3	16	15	93.8	24	16	66.7	45	41	91.1	14	13	92.9	14	14	100	14	13	92.9				34	6	17.6	8	8	100
	NEW ERA COLLEGE	2019	7061191	9	13	10	76.9	26	23	88.5	17	16	94.1	20	13	65	116	113	97.4	65	63	96.9	17	16	94.1	71	57	80.3	48	41	85.4	52	29	55.8	56	42	75
	NEW ERA COLLEGE	2018	7061191	99	6	5	83.3	17	13	76.5	15	8	53.3	17	7	41.2	81	80	98.8	49	43	87.8	17	14	82.4	53	37	69.8	45	31	68.9	30	22	73.3	32	25	78.1
	NEW GENERATION GIRLS ACADEMY	2019	7063591	9										17	10	58.8	71	71	100	70	65	92.9				69	54	78.3	32	27	84.4	39	34	87.2	53	50	94.3
	NEW GENERATION GIRLS ACADEMY	2018	7063591	99										16	11	68.8	66	66	100	67	61	91				67	57	85.1	24	22	91.7	43	33	76.7	51	51	100
	NGHEZIMANI HIGH	2019	7061307	2	5	3	60				4	4	100	5	3	60	52	50	96.2	28	19	67.9	11	10	90.9	19	16	84.2	13	8	61.5	12	5	41.7	17	7	41.2
	NGHEZIMANI HIGH	2018	7061307	2	6	2	33.3				15	7	46.7	13	2	15.4	73	73	100	40	26	65	23	19	82.6	41	33	80.5	21	8	38.1	25	12	48	27	19	70.4
	NGULA SECONDARY	2019	7061406	2				30	23	76.7				18	6	33.3	61	56	91.8	15	14	93.3	61	37	60.7				31	21	67.7						
	NGULA SECONDARY	2018	7061406	2				39	15	38.5				22	4	18.2	50	46	92	19	16	84.2	44	39	88.6	6	5	83.3	36	22	61.1	6	4	66.7	5	4	80
	NIANI SECONDARY	2019	7062202	2	6	2	33.3	22	3	13.6	12	2	16.7	8	2	25	53	44	83	43	12	27.9				8	5	62.5	12	8	66.7	7	7	100	11	5	45.5
	NIANI SECONDARY	2018	7062202	2	2	2	100	14	6	42.9	4	2	50	8	3	37.5	36	33	91.7	21	12	57.1				7	5	71.4	20	13	65	5	3	60	5	2	40
	NKATINI HIGH	2019	7061302	2							15	1	6.7	17	8	47.1	51	49	96.1	50	12	24				12	8	66.7	18	13	72.2	7	2	28.6	9	8	88.9
	NKATINI HIGH	2018	7061302	2							18	10	55.6	20	12	60	45	40	88.9	42	25	59.5				17	14	82.4	20	12	60	14	10	71.4	14	13	92.9
	NTHETSHELESENI SECONDARY	2019	7063409	3	6	6	100	24	19	79.2	6	2	33.3	15	8	53.3	52	51	98.1	35	29	82.9	10	10	100	25	23	92	32	26	81.3	10	2	20			
	NTHETSHELESENI SECONDARY	2018	7063409	3	12	6	50	23	10	43.5	10	6	60	26	14	53.8	78	74	94.9	40	31	77.5	26	25	96.2	29	24	82.8	40	27	67.5	12	2	16.7	9	4	44.4
	NTHAVENI HIGH	2019	7061201	2				18	10	55.6	21	19	90.5	21	15	71.4	39	38	97.4	18	18	100	14	14	100	18	14	77.8	30	28	93.3	4	1	25	3	2	66.7
	NTHAVENI HIGH	2018	7061201	2				15	6	40	12	12	100	17	8	47.1	39	36	92.3	18	16	88.9	6	6	100	18	16	88.9	20	16	80	10	7	70	11	8	72.7
	NTODENI SECONDARY	2019	7062603	2	23	20	87				22	21	95.5	56	45	80.4	76	76	100	53	49	92.5				36	31	86.1	49	46	93.9	15	11	73.3	13	12	92.3
	NTODENI SECONDARY	2018	7062603	2	16	14	87.5				16	15	93.8	39	37	94.9	59	59	100	42	37	88.1				40	40	100	31	29	93.5	26	24	92.3	20	20	100

Province Districts	Centre Name	Year	Centre No	Quintile	Accounting			Agricultural Sciences			Business Studies			Economics			English First Additional Language			Geography			History			Life Sciences			Mathematical Literacy			Mathematics			Physical Sciences		
					Total Wrote	Achieved 30-100%	% Achieved 30 and Above	Total Wrote	Achieved 30-100%	% Achieved 30 and Above	Total Wrote	Achieved 30-100%	% Achieved 30 and Above	Total Wrote	Achieved 30-100%	% Achieved 30 and Above	Total Wrote	Achieved 30-100%	% Achieved 30 and Above	Total Wrote	Achieved 30-100%	% Achieved 30-100%	Total Wrote	Achieved 30-100%	% Achieved 30-100%	Total Wrote	Achieved 30-100%	% Achieved 30-100%	Total Wrote	Achieved 30-100%	% Achieved 30-100%	Total Wrote	Achieved 30-100%	% Achieved 30-100%			
					VHEMBE EAST	NTSAKOMATSAKALI SECONDARY	2019	7061210	1							41	17	41.5	29	16	55.2	34	34	100	46	24	52.2				7	1	14.3	41	14	34.1	4
	NTSAKOMATSAKALI SECONDARY	2018	7061210	1							30	13	43.3	50	15	30	66	62	93.9	33	18	54.5				13	7	53.8	30	10	33.3	2	2	100	3	2	66.7
	NTSENDZENI SECONDARY	2019	7062605	2	7	5	71.4	40	17	42.5	7	6	85.7	7	4	57.1	53	43	81.1	31	19	61.3				31	10	32.3	33	27	81.8	5	1	20	4	3	75
	NTSENDZENI SECONDARY	2018	7062605	2	8	5	62.5	41	23	56.1	9	5	55.6	8	8	100	57	54	94.7	30	16	53.3				32	22	68.8	35	29	82.9	6	3	50	2	1	50
	NWANATI HIGH	2019	7061309	1	7	4	57.1							8	6	75	174	157	90.2	152	55	36.2	142	111	78.2	21	16	76.2	140	81	57.9	18	10	55.6	18	12	66.7
	NWANATI HIGH	2018	7061309	1	9	7	77.8							11	7	63.6	170	162	95.3	148	70	47.3	126	122	96.8	33	22	66.7	116	42	36.2	40	18	45	31	24	77.4
	NYADZANI SECONDARY	2019	7062401	2												50	48	96	46	35	76.1	43	36	83.7	40	35	87.5	31	26	83.9	6	4	66.7	6	6	100	
	NYADZANI SECONDARY	2018	7062401	2	4	3	75				5	3	60	9	5	55.6	43	39	90.7	33	19	57.6	16	16	100	33	25	75.8	19	10	52.6	17	5	29.4	16	12	75
	P P HLUNGWANI HIGH	2019	7061301	1	18	18	100	82	72	87.8	23	23	100	23	23	100	169	163	96.4	134	120	89.6	47	29	61.7	90	89	98.9	96	88	91.7	53	49	92.5	49	49	100
	P P HLUNGWANI HIGH	2018	7061301	1	9	9	100	103	75	72.8	15	10	66.7	14	9	64.3	155	152	98.1	135	109	80.7	43	42	97.7	89	85	95.5	113	98	86.7	30	27	90	30	30	100
	PENINGHOTSA HIGH	2019	7061205	2				19	6	31.6				19	2	10.5	19	10	52.6							12	2	16.7	12	6	50						
	PENINGHOTSA HIGH	2018	7061205	2				12	6	50	12	2	16.7	16	6	37.5	16	14	87.5							4	3	75	12	5	41.7						
	PHASWANA SECONDARY	2019	7063406	3	12	6	50	20	14	70	12	8	66.7	34	9	26.5	135	134	99.3	91	80	87.9	33	33	100	56	44	78.6	65	60	92.3	32	15	46.9	25	24	96
	PHASWANA SECONDARY	2018	7063406	3	6	4	66.7	31	26	83.9	7	5	71.4	33	19	57.6	145	141	97.2	105	74	70.5	39	38	97.4	71	54	76.1	52	41	78.8	53	16	30.2	39	26	66.7
	PHOPHI SECONDARY	2019	7062508	2												57	52	91.2	49	42	85.7	50	35	70	42	30	71.4	37	29	78.4	5	3	60	7	6	85.7	
	PHOPHI SECONDARY	2018	7062508	2												39	38	97.4	39	24	61.5	31	25	80.6	39	17	43.6	31	15	48.4	8	6	75	8	6	75	
	PHOTANI SECONDARY	2019	7061509	2												92	89	96.7	85	59	69.4	19	15	78.9	79	47	59.5	49	26	53.1	31	14	45.2	46	38	82.6	
	PHOTANI SECONDARY	2018	7061509	2	16	12	75				19	14	73.7	20	12	60	144	129	89.6	106	65	61.3	27	12	44.4	106	49	46.2	66	30	45.5	52	13	25	58	41	70.7
	RALSON TSHINANNE SECONDARY	2019	7063403	2	12	8	66.7	22	20	90.9	15	12	80	28	23	82.1	76	76	100	43	37	86	17	17	100	23	18	78.3	47	38	80.9	6	5	83.3	6	6	100

Province Districts	Centre Name	Year	Centre No	Quintile	Accounting			Agricultural Sciences			Business Studies			Economics			English First Additional Language			Geography			History			Life Sciences			Mathematical Literacy			Mathematics			Physical Sciences		
					Total Wrote	Achieved 30-100%	% Achieved 30 and Above	Total Wrote	Achieved 30-100%	% Achieved 30 and Above	Total Wrote	Achieved 30-100%	% Achieved 30 and Above	Total Wrote	Achieved 30-100%	% Achieved 30 and Above	Total Wrote	Achieved 30-100%	% Achieved 30 and Above	Total Wrote	Achieved 30-100%	% Achieved 30-100%	Total Wrote	Achieved 30-100%	% Achieved 30-100%	Total Wrote	Achieved 30-100%	% Achieved 30-100%	Total Wrote	Achieved 30-100%	% Achieved 30-100%	Total Wrote	Achieved 30-100%	% Achieved 30-100%			
					VHEMBE EAST	RALSON TSHINANNE SECONDARY	2018	7063403	2	16	14	87.5	36	30	83.3	19	9	47.4	27	16	59.3	110	107	97.3	52	42	80.8	20	20	100	29	26	89.7	62	50	80.6	21
	RALUSWIELO SECONDARY	2019	7063407	3	8	1	12.5	9	5	55.6	10	7	70	8	4	50	119	111	93.3	40	23	57.5	46	30	65.2	26	19	73.1	46	24	52.2	4	4	100	5	5	100
	RALUSWIELO SECONDARY	2018	7063407	3	7	1	14.3	8	3	37.5	7	7	100	8	4	50	55	53	96.4	40	12	30	12	12	100	33	22	66.7	30	17	56.7	9	5	55.6	9	6	66.7
	RALUVHIMBA SECONDARY	2019	7063504	2				16	6	37.5	4	2	50	18	7	38.9	42	41	97.6	19	14	73.7	30	25	83.3	17	5	29.4	29	21	72.4	4	1	25	3	1	33.3
	RALUVHIMBA SECONDARY	2018	7063504	2				8	5	62.5				7	3	42.9	24	24	100	14	12	85.7	17	17	100	15	12	80	16	12	75	6	4	66.7	6	6	100
	RAMMBUDA SECONDARY	2019	7062504	2	4	3	75	54	47	87	4	3	75	14	9	64.3	71	67	94.4	67	52	77.6				57	29	50.9	52	37	71.2	19	8	42.1	13	11	84.6
	RAMMBUDA SECONDARY	2018	7062504	2	5	4	80	33	28	84.8	5	5	100	14	8	57.1	45	45	100	40	32	80				31	24	77.4	31	24	77.4	14	7	50	7	6	85.7
	RAMUGONDO SECONDARY	2019	7063601	2				19	17	89.5							24	24	100	24	20	83.3				16	13	81.3	10	10	100	5	4	80	3	3	100
	RAMUGONDO SECONDARY	2018	7063601	2				14	13	92.9							20	20	100	19	15	78.9				20	16	80	9	6	66.7	9	5	55.6	6	2	33.3
	RANNDOGWANA SECONDARY	2019	7062608	1	30	18	60				22	12	54.5	31	5	16.1	74	65	87.8	22	21	95.5	36	33	91.7	21	9	42.9	43	38	88.4						
	RANNDOGWANA SECONDARY	2018	7062608	1	29	13	44.8				23	19	82.6	33	9	27.3	56	53	94.6	12	12	100	20	19	95	12	12	100	35	30	85.7						
	RATSHIBVUMO SECONDARY	2019	7062305	2	6	6	100	16	14	87.5	8	6	75	7	5	71.4	44	44	100	35	33	94.3				31	29	93.5	19	18	94.7	16	7	43.8	17	14	82.4
	RATSHIBVUMO SECONDARY	2018	7062305	2	26	11	42.3	38	20	52.6	27	16	59.3	27	21	77.8	83	81	97.6	56	36	64.3				56	26	46.4	59	41	69.5	18	9	50	13	9	69.2
	RATSHIKWEKWETE SECONDARY	2019	7061604	2													46	45	97.8	31	29	93.5	16	15	93.8	29	17	58.6	29	19	65.5	15	10	66.7	14	13	92.9

Province Districts	Centre Name	Year	Centre No	Quintile	Accounting			Agricultural Sciences			Business Studies			Economics			English First Additional Language			Geography			History			Life Sciences			Mathematical Literacy			Mathematics			Physical Sciences		
					Total Wrote	Achieved 30-100%	% Achieved 30 and Above	Total Wrote	Achieved 30-100%	% Achieved 30 and Above	Total Wrote	Achieved 30-100%	% Achieved 30 and Above	Total Wrote	Achieved 30-100%	% Achieved 30 and Above	Total Wrote	Achieved 30-100%	% Achieved 30 and Above	Total Wrote	Achieved 30-100%	% Achieved 30-100%	Total Wrote	Achieved 30-100%	% Achieved 30-100%	Total Wrote	Achieved 30-100%	% Achieved 30-100%	Total Wrote	Achieved 30-100%	% Achieved 30-100%	Total Wrote	Achieved 30-100%	% Achieved 30-100%			
					VHEMBE EAST	RATSHIKWEKWETE SECONDARY	2018	7061604	2											36	36	100	24	20	83.3	10	10	100	24	21	87.5	18	13	72.2	13	10	76.9
	RATSHILUMELA SECONDARY	2019	7062506	2				9	8	88.9					28	27	96.4	27	25	92.6	11	11	100	26	16	61.5	12	9	75	14	3	21.4	7	5	71.4		
	RATSHILUMELA SECONDARY	2018	7062506	2				8	6	75					20	20	100	19	18	94.7	6	6	100	19	13	68.4	9	4	44.4	10	3	30	6	4	66.7		
	RATSHISASE SECONDARY	2019	7062201	2	13	11	84.6	50	37	74	13	11	84.6	14	9	64.3	138	131	94.9	88	68	77.3	23	23	100	80	48	60	40	31	77.5	53	9	17	16	15	93.8
	RATSHISASE SECONDARY	2018	7062201	2	2	2	100	48	39	81.3	2	2	100	2	2	100	91	91	100	60	46	76.7	7	6	85.7	58	46	79.3	23	17	73.9	40	9	22.5	10	10	100
	RHABELA SEC SCHOOL	2019	7061508	2	5	3	60	24	9	37.5	13	9	69.2	25	8	32	36	29	80.6						12	5	41.7	16	8	50	9	4	44.4	7	2	28.6	
	RHABELA SEC SCHOOL	2018	7061508	2	5	5	100	14	8	57.1	12	10	83.3	11	10	90.9	22	20	90.9	8	5	62.5				9	7	77.8	16	11	68.8	4	3	75	4	3	75
	RIPAMBETA HIGH	2019	7061402	2	6	6	100	117	68	58.1	6	6	100	9	5	55.6	224	213	95.1	171	94	55	191	145	75.9	8	8	100	158	106	67.1	12	7	58.3	13	12	92.3
	RIPAMBETA HIGH	2018	7061402	2	26	9	34.6	55	29	52.7	27	15	55.6	28	5	17.9	161	160	99.4	114	69	60.5	113	97	85.8	15	13	86.7	101	60	59.4	42	8	19	16	12	75
	ROBERT MBULUNGENI SECONDARY	2019	7062501	3	5	4	80				9	4	44.4	22	9	40.9	40	39	97.5	20	13	65				11	5	45.5	27	15	55.6	5	2	40	7	5	71.4
	ROBERT MBULUNGENI SECONDARY	2018	7062501	3	1	0	0				4	3	75	19	9	47.4	25	23	92	18	15	83.3				5	4	80	23	14	60.9	2	2	100	3	3	100
	SAM MAVHINA SECONDARY	2019	7063207	2				50	34	68							80	80	100	86	54	62.8	35	32	91.4	35	18	51.4	30	26	86.7	33	6	18.2	10	8	80
	SAM MAVHINA SECONDARY	2018	7063207	2	3	0	0	44	29	65.9	6	2	33.3	3	1	33.3	64	64	100	49	38	77.6	26	25	96.2	24	15	62.5	31	22	71	20	6	30	8	7	87.5
	SDW NXUMALO HIGH	2019	7061202	2												100	99	99	89	60	67.4	64	59	92.2	93	61	65.6	67	53	79.1	23	20	87	23	20	87	
	SDW NXUMALO HIGH	2018	7061202	2	12	10	83.3				11	9	81.8	12	7	58.3	69	68	98.6	45	25	55.6	42	39	92.9	57	48	84.2	35	32	91.4	21	15	71.4	15	13	86.7
	SHAYANDIMA SECONDARY	2019	7063103	3	25	23	92	21	14	66.7	24	15	62.5	25	17	68	165	158	95.8	112	66	58.9	66	51	77.3	65	45	69.2	70	41	58.6	56	30	53.6	46	35	76.1
	SHAYANDIMA SECONDARY	2018	7063103	3	17	10	58.8				15	10	66.7	21	10	47.6	123	117	95.1	88	59	67	58	52	89.7	30	25	83.3	59	26	44.1	29	17	58.6	25	20	80

Province Districts	Centre Name	Year	Centre No	Quintile	Accounting			Agricultural Sciences			Business Studies			Economics			English First Additional Language			Geography			History			Life Sciences			Mathematical Literacy			Mathematics			Physical Sciences		
					Total Wrote	Achieved 30-100%	% Achieved 30 and Above	Total Wrote	Achieved 30-100%	% Achieved 30 and Above	Total Wrote	Achieved 30-100%	% Achieved 30 and Above	Total Wrote	Achieved 30-100%	% Achieved 30 and Above	Total Wrote	Achieved 30-100%	% Achieved 30 and Above	Total Wrote	Achieved 30-100%	% Achieved 30-100%	Total Wrote	Achieved 30-100%	% Achieved 30-100%	Total Wrote	Achieved 30-100%	% Achieved 30-100%	Total Wrote	Achieved 30-100%	% Achieved 30-100%	Total Wrote	Achieved 30-100%	% Achieved 30-100%			
					VHEMBE EAST	SHIGAMANI HIGH	2019	7061505	2							34	22	64.7	20	15	75	39	38	97.4	33	30	90.9				11	10	90.9	25	23	92	5
	SHIGAMANI HIGH	2018	7061505	2							18	13	72.2	16	15	93.8	32	32	100	27	26	96.3				8	8	100	24	22	91.7	6	3	50	5	5	100
	SHIKUNDU HIGH	2019	7061405	2	15	11	73.3	143	102	71.3	36	24	66.7	35	17	48.6	273	247	90.5	149	117	78.5	109	76	69.7	75	52	69.3	119	97	81.5	39	19	48.7	27	23	85.2
	SHIKUNDU HIGH	2018	7061405	2	8	8	100	83	72	86.7	30	21	70	30	20	66.7	112	112	100	72	68	94.4	37	37	100	44	43	97.7	81	65	80.2	30	20	66.7	19	19	100
	SHINGWEDZI SECONDARY	2019	7061103	3	16	13	81.3	28	27	96.4							124	124	100	86	83	96.5				117	112	95.7	42	38	90.5	74	28	37.8	108	65	60.2
	SHINGWEDZI SECONDARY	2018	7061103	3	14	13	92.9	52	45	86.5							258	250	96.9	171	136	79.5				221	190	86	42	32	76.2	180	76	42.2	212	129	60.8
	SHIRILELE SECONDARY	2019	7061106	2	13	12	92.3	57	38	66.7	9	4	44.4	13	10	76.9	118	113	95.8	59	48	81.4	26	25	96.2	83	61	73.5	56	42	75	30	22	73.3	31	20	64.5
	SHIRILELE SECONDARY	2018	7061106	2	11	10	90.9	29	21	72.4	8	7	87.5	8	6	75	108	107	99.1	59	36	61	40	39	97.5	57	41	71.9	41	28	68.3	26	18	69.2	28	14	50
	SHITLHANGOMA SECONDARY	2019	7061207	2				23	11	47.8	7	3	42.9				44	37	84.1	29	26	89.7				6	2	33.3	26	14	53.8	2	0	0	2	1	50
	SHITLHANGOMA SECONDARY	2018	7061207	2				9	7	77.8	6	4	66.7				20	20	100	15	12	80				3	3	100	20	10	50						
	SILEMALE SECONDARY	2019	7063503	2	8	6	75	14	6	42.9	8	4	50	10	4	40	66	65	98.5	28	26	92.9	30	19	63.3	28	20	71.4	36	28	77.8	10	5	50	8	6	75
	SILEMALE SECONDARY	2018	7063503	2	9	5	55.6	32	6	18.8	9	2	22.2	19	4	21.1	100	95	95	34	26	76.5	26	21	80.8	36	19	52.8	33	17	51.5	14	10	71.4	11	9	81.8
	ST AUGUSTINE RESIDENTIAL	2019	7062591	9	18	18	100				16	16	100	16	16	100	58	58	100	40	40	100				42	42	100				58	56	96.6	42	42	100
	ST AUGUSTINE RESIDENTIAL	2018	7062591	99	16	16	100				19	19	100	21	20	95.2	57	57	100	41	41	100				39	39	100				57	56	98.2	36	36	100
	SUMBANA SECONDARY	2019	7062406	1	5	1	20	25	11	44	8	3	37.5	6	4	66.7	70	67	95.7	58	33	56.9	19	15	78.9	43	17	39.5	37	20	54.1	29	11	37.9	36	22	61.1
	SUMBANA SECONDARY	2018	7062406	1				33	20	60.6							65	58	89.2	61	22	36.1	24	19	79.2	41	30	73.2	31	23	74.2	29	14	48.3	29	24	82.8
	THAMBATSHIRA SECONDARY	2019	7063104	2				32	30	93.8							44	44	100	43	31	72.1				32	21	65.6	35	30	85.7						
	THAMBATSHIRA SECONDARY	2018	7063104	2				20	18	90							44	42	95.5	39	25	64.1				22	21	95.5	23	19	82.6	4	1	25	4	4	100

Province Districts	Centre Name	Year	Centre No	Quintile	Accounting			Agricultural Sciences			Business Studies			Economics			English First Additional Language			Geography			History			Life Sciences			Mathematical Literacy			Mathematics			Physical Sciences			
					Total Wrote	Achieved 30-100%	% Achieved 30 and Above	Total Wrote	Achieved 30-100%	% Achieved 30 and Above	Total Wrote	Achieved 30-100%	% Achieved 30 and Above	Total Wrote	Achieved 30-100%	% Achieved 30 and Above	Total Wrote	Achieved 30-100%	% Achieved 30 and Above	Total Wrote	Achieved 30-100%	% Achieved 30-100%	Total Wrote	Achieved 30-100%	% Achieved 30-100%	Total Wrote	Achieved 30-100%	% Achieved 30-100%	Total Wrote	Achieved 30-100%	% Achieved 30-100%	Total Wrote	Achieved 30-100%	% Achieved 30-100%				
					VHEMBE EAST	THAMBISA SECONDARY	2019	7061303	2	27	26	96.3				29	10	34.5	29	7	24.1	55	55	100	26	25	96.2				26	24	92.3	34	33	97.1	19	18
	THAMBISA SECONDARY	2018	7061303	2	44	27	61.4				99	29	29.3	99	33	33.3	129	106	82.2	29	27	93.1				30	24	80	41	32	78	23	18	78.3	20	19	95	
	THASE SECONDARY	2019	7063204	1				38	31	81.6							67	67	100	49	47	95.9				43	33	76.7	36	29	80.6	20	10	50	10	10	100	
	THASE SECONDARY	2018	7063204	1				47	35	74.5							77	77	100	69	52	75.4				56	47	83.9	44	33	75	23	18	78.3	17	17	100	
	THATHE SECONDARY	2019	7062106	2	9	6	66.7				15	10	66.7	15	10	66.7	22	22	100	6	6	100				6	6	100	10	10	100	6	3	50	5	4	80	
	THATHE SECONDARY	2018	7062106	2	11	7	63.6	4	2	50	11	6	54.5	12	11	91.7	22	19	86.4	6	6	100				4	3	75	11	7	63.6	8	3	37.5	6	3	50	
	THENGWE SECONDARY	2019	7062503	3	76	69	90.8				28	28	100	56	48	85.7	352	352	100	276	268	97.1	49	48	98	296	256	86.5	41	36	87.8	311	246	79.1	275	263	95.6	
	THENGWE SECONDARY	2018	7062503	3	120	110	91.7				47	47	100	71	66	93	314	314	100	194	193	99.5	34	34	100	243	230	94.7	23	23	100	291	252	86.6	233	232	99.6	
	THINASHAKA SECONDARY	2019	7063507	2	3	3	100	29	21	72.4	3	2	66.7	13	6	46.2	97	84	86.6	73	56	76.7	43	31	72.1	60	39	65	65	43	66.2	17	11	64.7	10	10	100	
	THINASHAKA SECONDARY	2018	7063507	2	6	3	50	26	15	57.7	6	3	50	14	6	42.9	89	80	89.9	51	36	70.6	34	29	85.3	41	31	75.6	39	31	79.5	23	17	73.9	14	14	100	
	THIVHILAEI SECONDARY	2019	7063205	2	16	11	68.8	22	18	81.8	23	7	30.4	45	14	31.1	141	137	97.2	74	63	85.1	60	52	86.7	57	35	61.4	49	33	67.3	45	22	48.9	33	27	81.8	
	THIVHILAEI SECONDARY	2018	7063205	2	12	7	58.3	19	9	47.4	12	5	41.7	34	21	61.8	88	87	98.9	37	32	86.5	35	33	94.3	25	19	76	27	20	74.1	29	17	58.6	17	15	88.2	
	THOHOYANDOU SECONDARY	2019	7063303	4	43	41	95.3				42	38	90.5	44	38	86.4	284	284	100	233	227	97.4	104	104	100	222	201	90.5	97	95	97.9	162	116	71.6	121	102	84.3	
	THOHOYANDOU SECONDARY	2018	7063303	4	57	56	98.2				57	56	98.2	57	55	96.5	192	192	100	134	126	94	25	25	100	134	109	81.3	24	22	91.7	167	123	73.7	110	92	83.6	
	THOHOYANDOU TECHNICAL HIGH	2019	7063302	4													162	162	100														155	106	68.4	156	124	79.5
	THOHOYANDOU TECHNICAL HIGH	2018	7063302	4													220	220	100														207	127	61.4	214	146	68.2
	THUSALUSHAKA SECONDARY	2019	7063308	2													27	25	92.6	21	16	76.2	17	11	64.7	17	6	35.3	8	6	75	7	2	28.6	7	5	71.4	



Province Districts	Centre Name	Year	Centre No	Quintile	Accounting			Agricultural Sciences			Business Studies			Economics			English First Additional Language			Geography			History			Life Sciences			Mathematical Literacy			Mathematics			Physical Sciences		
					Total Wrote	Achieved 30-100%	% Achieved 30 and Above	Total Wrote	Achieved 30-100%	% Achieved 30 and Above	Total Wrote	Achieved 30-100%	% Achieved 30 and Above	Total Wrote	Achieved 30-100%	% Achieved 30 and Above	Total Wrote	Achieved 30-100%	% Achieved 30 and Above	Total Wrote	Achieved 30-100%	% Achieved 30-100%	Total Wrote	Achieved 30-100%	% Achieved 30-100%	Total Wrote	Achieved 30-100%	% Achieved 30-100%	Total Wrote	Achieved 30-100%	% Achieved 30-100%	Total Wrote	Achieved 30-100%	% Achieved 30-100%			
					VHEMBE EAST	THUSALUSHAKA SECONDARY	2018	7063308	2										22	22	100	21	15	71.4	3	3	100	22	13	59.1	4	2	50	13	5	38.5	15
	TODANI SECONDARY	2019	7062502	2	7	6	85.7				12	7	58.3	34	23	67.6	174	170	97.7	133	109	82	103	94	91.3	91	67	73.6	105	92	87.6	37	17	45.9	48	27	56.3
	TODANI SECONDARY	2018	7062502	2	14	10	71.4				14	11	78.6	38	21	55.3	108	108	100	93	71	76.3	67	67	100	69	60	87	73	68	93.2	35	13	37.1	26	23	88.5
	TOMBOLAGOLE SECONDARY	2019	7062108	1				4	3	75				11	9	81.8	36	32	88.9	20	15	75	13	12	92.3	6	6	100	19	11	57.9	4	0	0			
	TOMBOLAGOLE SECONDARY	2018	7062108	1	3	1	33.3	12	8	66.7	6	4	66.7	9	4	44.4	68	42	61.8	16	6	37.5	14	11	78.6	4	4	100	22	10	45.5	3	0	0	2	2	100
	TONDALUSHAKA SECONDARY	2019	7062604	2	12	10	83.3	48	21	43.8	19	15	78.9	19	11	57.9	93	90	96.8	44	34	77.3				39	22	56.4	38	34	89.5	21	11	52.4	8	4	50
	TONDALUSHAKA SECONDARY	2018	7062604	2	9	9	100	17	12	70.6	13	12	92.3	18	11	61.1	52	50	96.2	32	23	71.9				27	22	81.5	15	13	86.7	31	16	51.6	10	7	70
	TSHADAMA SECONDARY	2019	7063605	2				36	35	97.2							87	87	100	83	77	92.8	33	33	100	70	52	74.3	59	53	89.8	23	7	30.4	13	9	69.2
	TSHADAMA SECONDARY	2018	7063605	2				32	32	100				26	12	46.2	69	69	100	65	61	93.8	30	30	100	42	39	92.9	55	46	83.6	9	9	100	7	7	100
	TSHIDIMBINI SECONDARY	2019	7063502	2				5	5	100							65	63	96.9	55	33	60	41	33	80.5	48	24	50	27	22	81.5	12	4	33.3	8	5	62.5
	TSHIDIMBINI SECONDARY	2018	7063502	2				5	3	60							42	37	88.1	34	24	70.6	23	21	91.3	41	13	31.7	21	13	61.9	7	1	14.3	2	1	50
	TSHIKEVHA CHRISTIAN SECONDARY	2019	7063391	9	13	13	100				18	18	100	22	21	95.5				40	40	100				54	54	100				67	56	83.6	49	44	89.8
	TSHIKEVHA CHRISTIAN SECONDARY	2018	7063391	99	9	9	100				16	16	100	21	20	95.2				27	26	96.3				42	42	100				52	44	84.6	37	35	94.6
	TSHIKUNDAMALEMA SECONDARY	2019	7062206	2	1	1	100	22	21	95.5	1	1	100	23	21	91.3	102	102	100	79	71	89.9	53	51	96.2	101	87	86.1	53	42	79.2	49	17	34.7	26	23	88.5
	TSHIKUNDAMALEMA SECONDARY	2018	7062206	2	4	4	100	6	5	83.3	7	6	85.7	13	9	69.2	48	48	100	30	26	86.7	19	19	100	35	31	88.6	15	11	73.3	24	13	54.2	15	15	100
	TSHILALA SECONDARY	2019	7063202	2	2	2	100	18	14	77.8	5	3	60	3	2	66.7	62	62	100	23	23	100	28	28	100	35	27	77.1	23	21	91.3	16	11	68.8	20	16	80
	TSHILALA SECONDARY	2018	7063202	2	14	13	92.9	22	20	90.9	14	14	100	16	12	75	63	62	98.4	17	15	88.2	24	22	91.7	33	28	84.8	25	20	80	23	16	69.6	16	16	100



Province Districts	Centre Name	Year	Centre No	Quintile	Accounting			Agricultural Sciences			Business Studies			Economics			English First Additional Language			Geography			History			Life Sciences			Mathematical Literacy			Mathematics			Physical Sciences		
					Total Wrote	Achieved 30-100%	% Achieved 30 and Above	Total Wrote	Achieved 30-100%	% Achieved 30 and Above	Total Wrote	Achieved 30-100%	% Achieved 30 and Above	Total Wrote	Achieved 30-100%	% Achieved 30 and Above	Total Wrote	Achieved 30-100%	% Achieved 30 and Above	Total Wrote	Achieved 30-100%	% Achieved 30-100%	Total Wrote	Achieved 30-100%	% Achieved 30-100%	Total Wrote	Achieved 30-100%	% Achieved 30-100%	Total Wrote	Achieved 30-100%	% Achieved 30-100%	Total Wrote	Achieved 30-100%	% Achieved 30-100%			
					VHEMBE EAST	TSHIMBUPFE SECONDARY	2019	7061607	2				14	11	78.6						46	45	97.8	35	35	100	23	23	100	34	32	94.1	29	29	100	9	6
	TSHIMBUPFE SECONDARY	2018	7061607	2	4	3	75	12	9	75	4	4	100	3	2	66.7	48	48	100	17	16	94.1	18	17	94.4	17	16	94.1	24	21	87.5	4	4	100	4	4	100
	TSHIPAKONI SECONDARY	2019	7061602	2				5	5	100				5	0	0	59	58	98.3	47	42	89.4	48	47	97.9	30	14	46.7	43	39	90.7	3	1	33.3	3	3	100
	TSHIPAKONI SECONDARY	2018	7061602	2				32	16	50						76	73	96.1	28	24	85.7	41	33	80.5	15	9	60	43	29	67.4	6	4	66.7	7	6	85.7	
	TSHIVHASE SECONDARY	2019	7063604	2	93	83	89.2	40	36	90	95	81	85.3	94	62	66	435	433	99.5	339	317	93.5	115	115	100	319	230	72.1	179	160	89.4	224	164	73.2	164	150	91.5
	TSHIVHASE SECONDARY	2018	7063604	2	102	87	85.3	40	32	80	99	86	86.9	102	89	87.3	391	390	99.7	275	256	93.1	91	90	98.9	260	218	83.8	142	131	92.3	216	171	79.2	142	130	91.5
	TSHIVHIDZO MASIAGWALA SECONDARY	2019	7063305	3	6	6	100				9	4	44.4	15	7	46.7	45	45	100	34	24	70.6				22	20	90.9	5	4	80	19	9	47.4	16	12	75
	TSHIVHIDZO MASIAGWALA SECONDARY	2018	7063305	3	8	4	50				6	3	50	15	9	60	57	56	98.2	46	36	78.3				33	25	75.8	9	8	88.9	28	19	67.9	24	17	70.8
	TSHIWANGAMATEMBELE SECONDARY	2019	7062505	2												49	49	100	49	41	83.7	38	34	89.5	48	24	50	40	36	90	9	5	55.6	10	7	70	
	TSHIWANGAMATEMBELE SECONDARY	2018	7062505	2												37	37	100	35	26	74.3	23	23	100	36	20	55.6	24	22	91.7	12	10	83.3	12	10	83.3	
	VELE SECONDARY	2019	7062507	2												47	43	91.5	24	24	100				24	23	95.8				22	17	77.3	22	20	90.9	
	VELE SECONDARY	2018	7062507	2												54	53	98.1	45	33	73.3				24	21	87.5				29	16	55.2	29	23	79.3	
	VHUTAVHATSINDI SECONDARY	2019	7062105	2	3	3	100	14	12	85.7	5	3	60	6	5	83.3	44	44	100	35	33	94.3	15	13	86.7	20	19	95	18	12	66.7	20	14	70	20	18	90
	VHUTAVHATSINDI SECONDARY	2018	7062105	2	2	2	100	15	11	73.3	2	2	100	2	2	100	47	45	95.7	35	19	54.3	13	11	84.6	29	20	69	13	10	76.9	24	15	62.5	20	16	80
	VUSWAYI HIGH SCHOOL	2019	7061310	1	2	2	100				2	2	100	8	5	62.5	47	46	97.9	40	33	82.5				26	15	57.7	27	23	85.2	15	5	33.3	20	7	35
	VUSWAYI HIGH SCHOOL	2018	7061310	1										8	3	37.5	45	41	91.1	38	20	52.6				19	9	47.4	16	10	62.5	13	3	23.1	12	5	41.7
	VUVUMUTSHENA SECONDARY SCHOOL	2019	7062609	1	21	16	76.2				22	16	72.7	34	24	70.6	54	51	94.4	25	20	80				21	11	52.4	33	32	97	15	4	26.7	6	6	100

Province Districts	Centre Name	Year	Centre No	Quintile	Accounting			Agricultural Sciences			Business Studies			Economics			English First Additional Language			Geography			History			Life Sciences			Mathematical Literacy			Mathematics			Physical Sciences		
					Total Wrote	Achieved 30-100%	% Achieved 30 and Above	Total Wrote	Achieved 30-100%	% Achieved 30 and Above	Total Wrote	Achieved 30-100%	% Achieved 30 and Above	Total Wrote	Achieved 30-100%	% Achieved 30 and Above	Total Wrote	Achieved 30-100%	% Achieved 30 and Above	Total Wrote	Achieved 30-100%	% Achieved 30-100%	Total Wrote	Achieved 30-100%	% Achieved 30-100%	Total Wrote	Achieved 30-100%	% Achieved 30-100%	Total Wrote	Achieved 30-100%	% Achieved 30-100%	Total Wrote	Achieved 30-100%	% Achieved 30-100%			
					VHEMBE EAST	VUVUMUTSHENA SECONDARY SCHOOL	2018	7062609	1	9	9	100				11	8	72.7	25	10	40	32	29	90.6	13	7	53.8				10	6	60	25	21	84	5
	WILLIAM THEMELI SECONDARY	2019	7063404	2													51	50	98	44	38	86.4	33	24	72.7	34	23	67.6	25	18	72	13	8	61.5	13	12	92.3
	WILLIAM THEMELI SECONDARY	2018	7063404	2				7	7	100							47	45	95.7	40	35	87.5	26	23	88.5	46	34	73.9	21	17	81	17	9	52.9	11	9	81.8
	XIMUNWANA	2019	7061502	1	14	12	85.7	52	43	82.7	21	17	81	21	14	66.7	159	159	100	107	92	86				102	77	75.5	77	63	81.8	68	28	41.2	66	54	81.8
	XIMUNWANA	2018	7061502	1	17	17	100	51	42	82.4	26	23	88.5	26	24	92.3	111	111	100	69	66	95.7				73	68	93.2	56	49	87.5	54	24	44.4	48	34	70.8
	ZWITHUZWAVHUDI SECONDARY	2019	7063607	2				26	15	57.7							41	41	100	37	29	78.4				33	20	60.6	31	21	67.7	8	2	25	7	6	85.7
	ZWITHUZWAVHUDI SECONDARY	2018	7063607	2				23	21	91.3							32	32	100	25	24	96				27	24	88.9	24	22	91.7	8	7	87.5	7	6	85.7
VHEMBE WEST	AKANI HIGH	2019	7052306	3	1	0	0	26	13	50	4	1	25	4	1	25	60	59	98.3	9	9	100	9	3	33.3	41	22	53.7	19	10	52.6	16	10	62.5	16	13	81.3
	AKANI HIGH	2018	7052306	3	2	0	0	29	15	51.7	6	3	50	8	3	37.5	75	68	90.7	16	12	75	10	6	60	59	23	39	34	16	47.1	20	9	45	21	15	71.4
	AMARIA COMBINED SCHOOL	2019	7051291	9	12	12	100				12	12	100	12	12	100	30	30	100	18	18	100				18	18	100				30	20	66.7	18	17	94.4
	AMARIA COMBINED SCHOOL	2018	7051291	99	9	9	100				9	9	100	9	9	100	25	25	100	16	16	100				16	16	100				25	21	84	16	13	81.3
	ANDRIES MUGAGULI SECONDARY	2019	7053202	1													43	43	100	32	27	84.4	43	37	86	31	9	29	32	30	93.8						
	ANDRIES MUGAGULI SECONDARY	2018	7053202	1													23	23	100	20	18	90	23	22	95.7	18	9	50	20	19	95						
	BENNY'S SPORTS DEV & ACADEMY COMBINED	2019	7051591	9				14	10	71.4	11	3	27.3	11	4	36.4	36	36	100	34	17	50				21	11	52.4	21	15	71.4	10	7	70	7	5	71.4
	BENNY'S SPORTS DEV & ACADEMY COMBINED	2018	7051591	99				8	6	75	6	3	50	5	5	100	14	14	100	12	12	100				7	7	100	7	7	100	5	4	80			

Province Districts	Centre Name	Year	Centre No	Quintile	Accounting			Agricultural Sciences			Business Studies			Economics			English First Additional Language			Geography			History			Life Sciences			Mathematical Literacy			Mathematics			Physical Sciences		
					Total Wrote	Achieved 30-100%	% Achieved 30 and Above	Total Wrote	Achieved 30-100%	% Achieved 30 and Above	Total Wrote	Achieved 30-100%	% Achieved 30 and Above	Total Wrote	Achieved 30-100%	% Achieved 30 and Above	Total Wrote	Achieved 30-100%	% Achieved 30 and Above	Total Wrote	Achieved 30-100%	% Achieved 30-100%	Total Wrote	Achieved 30-100%	% Achieved 30-100%	Total Wrote	Achieved 30-100%	% Achieved 30-100%	Total Wrote	Achieved 30-100%	% Achieved 30-100%	Total Wrote	Achieved 30-100%	% Achieved 30-100%			
					VHEMBE WEST	COMPREHENSIVE TRINITY ACADEMY	2019	7051293	9				18	18	100						18	18	100							18	17	94.4				18	14
	COMPREHENSIVE TRINITY ACADEMY	2018	7051293	99				36	36	100						36	36	100							36	36	100				36	31	86.1	36	35	97.2	
	DAVID LUVHIMBA SECONDARY	2019	7052406	2	7	4	57.1	21	12	57.1	7	5	71.4	10	5	50	102	99	97.1	53	36	67.9	36	33	91.7	75	34	45.3	30	24	80	25	14	56	30	14	46.7
	DAVID LUVHIMBA SECONDARY	2018	7052406	2	8	2	25	15	9	60	8	5	62.5	14	5	35.7	72	72	100	30	17	56.7	25	25	100	37	19	51.4	33	20	60.6	12	8	66.7	12	9	75
	DENGA SECONDARY	2019	7052403	3												44	44	100	44	26	59.1	28	28	100	37	18	48.6	26	12	46.2	11	5	45.5	9	8	88.9	
	DENGA SECONDARY	2018	7052403	3												29	29	100	26	9	34.6	29	27	93.1	26	6	23.1	26	9	34.6							
	DIMBANYIKA SECONDARY	2019	7051202	3	6	6	100	14	9	64.3	11	6	54.5	16	6	37.5	96	96	100	36	16	44.4	38	35	92.1	28	21	75	19	16	84.2	17	8	47.1	23	8	34.8
	DIMBANYIKA SECONDARY	2018	7051202	3	2	0	0	14	13	92.9	2	0	0	6	1	16.7	49	49	100	18	14	77.8	20	20	100	22	21	95.5	11	11	100	14	10	71.4	12	12	100
	DZATA SECONDARY	2019	7051101	3	13	11	84.6	58	45	77.6	19	14	73.7	13	9	69.2	214	209	97.7	148	143	96.6	52	49	94.2	135	111	82.2	80	76	95	78	69	88.5	64	60	93.8
	DZATA SECONDARY	2018	7051101	3	25	20	80	72	56	77.8	24	22	91.7	23	20	87	181	181	100	131	111	84.7	35	35	100	133	108	81.2	90	83	92.2	70	49	70	40	38	95
	ELIM HIGH	2019	7051705	3	23	12	52.2				24	13	54.2	30	16	53.3	130	130	100	96	74	77.1	46	46	100	96	47	49	67	58	86.6	48	25	52.1	44	29	65.9
	ELIM HIGH	2018	7051705	3	20	9	45				23	12	52.2	24	16	66.7	97	97	100	63	51	81	47	47	100	72	36	50	56	45	80.4	26	18	69.2	22	19	86.4
	EMMANUEL CHRISTIAN	2019	7051691	9	6	6	100				13	13	100	6	6	100				22	22	100	18	18	100	16	15	93.8	18	17	94.4	17	16	94.1	11	10	90.9
	EMMANUEL CHRISTIAN	2018	7051691	99	3	3	100				19	18	94.7	7	7	100				15	15	100	15	15	100	25	25	100	14	14	100	20	20	100	12	12	100
	FRANK MAHATLANI SECONDARY	2019	7052301	2	12	4	33.3							42	20	47.6	51	50	98	24	17	70.8				32	22	68.8	18	15	83.3	11	5	45.5	7	6	85.7
	FRANK MAHATLANI SECONDARY	2018	7052301	2	10	9	90							33	27	81.8	35	35	100	11	11	100				31	27	87.1	17	14	82.4	16	12	75	12	11	91.7
	FRANK RAVELE SECONDARY	2019	7051301	3							3	0	0				34	34	100	27	18	66.7	8	7	87.5	15	7	46.7	10	8	80	5	2	40	5	4	80
	FRANK RAVELE SECONDARY	2018	7051301	3	2	2	100				8	4	50	3	3	100	57	54	94.7	24	16	66.7	36	23	63.9	19	16	84.2	11	6	54.5	11	4	36.4	7	7	100

Province Districts	Centre Name	Year	Centre No	Quintile	Accounting			Agricultural Sciences			Business Studies			Economics			English First Additional Language			Geography			History			Life Sciences			Mathematical Literacy			Mathematics			Physical Sciences		
					Total Wrote	Achieved 30-100%	% Achieved 30 and Above	Total Wrote	Achieved 30-100%	% Achieved 30 and Above	Total Wrote	Achieved 30-100%	% Achieved 30 and Above	Total Wrote	Achieved 30-100%	% Achieved 30 and Above	Total Wrote	Achieved 30-100%	% Achieved 30 and Above	Total Wrote	Achieved 30-100%	% Achieved 30-100%	Total Wrote	Achieved 30-100%	% Achieved 30-100%	Total Wrote	Achieved 30-100%	% Achieved 30-100%	Total Wrote	Achieved 30-100%	% Achieved 30-100%	Total Wrote	Achieved 30-100%	% Achieved 30-100%			
					VHEMBE WEST	GEORGE MBULAHENI SECONDARY	2019	7051307	3	2	2	100	21	19	90.5	7	7	100	5	3	60	101	101	100	75	73	97.3	26	26	100	63	49	77.8	48	41	85.4	28
	GEORGE MBULAHENI SECONDARY	2018	7051307	3	3	2	66.7	47	24	51.1	14	5	35.7	5	5	100	163	159	97.5	91	79	86.8	39	36	92.3	79	55	69.6	60	38	63.3	27	22	81.5	26	25	96.2
	GEORGE MSWAZI HIGH	2019	7052103	3										21	12	57.1	27	25	92.6	11	8	72.7				26	11	42.3	12	7	58.3	7	4	57.1	10	5	50
	GEORGE MSWAZI HIGH	2018	7052103	3							13	5	38.5	27	8	29.6	28	28	100							21	7	33.3	20	12	60	2	2	100	8	7	87.5
	GONDOLIKHETHWA PRIMARY	2019	7051292	9	11	11	100				11	11	100	11	11	100	26	26	100	15	15	100				15	14	93.3				26	16	61.5	15	15	100
	GONDOLIKHETHWA PRIMARY	2018	7051292	99	10	10	100				10	10	100	10	10	100	40	40	100	30	29	96.7				21	20	95.2				40	26	65	30	28	93.3
	GWAMASENGA SECONDARY	2019	7053103	3	14	12	85.7	21	17	81	11	5	45.5	14	10	71.4	120	118	98.3	58	41	70.7	56	32	57.1	56	33	58.9	50	40	80	14	3	21.4	8	5	62.5
	GWAMASENGA SECONDARY	2018	7053103	3	16	16	100	21	9	42.9	15	12	80	24	12	50	100	99	99	60	40	66.7	38	35	92.1	56	33	58.9	51	31	60.8	30	12	40	15	10	66.7
	H S PHILLIPS SECONDARY	2019	7051701	3	6	3	50							11	5	45.5	54	51	94.4	45	19	42.2	28	16	57.1	21	9	42.9	21	14	66.7	7	3	42.9	8	6	75
	H S PHILLIPS SECONDARY	2018	7051701	3	9	1	11.1							14	6	42.9	48	44	91.7	38	23	60.5	23	23	100	19	8	42.1	29	20	69	7	5	71.4	6	5	83.3
	HANYANI NKUZANA HIGH	2019	7052105	3	15	14	93.3	40	33	82.5	22	21	95.5	21	19	90.5	94	92	97.9	26	26	100	56	55	98.2	66	41	62.1	67	59	88.1	22	20	90.9	21	19	90.5
	HANYANI NKUZANA HIGH	2018	7052105	3	20	15	75	16	6	37.5	26	19	73.1	23	20	87	102	94	92.2	35	31	88.6	46	45	97.8	46	32	69.6	52	44	84.6	26	23	88.5	25	22	88
	HLUVUKA HIGH	2019	7052102	3	79	51	64.6	107	96	89.7	60	41	68.3	61	37	60.7	271	271	100	143	138	96.5	83	82	98.8	115	104	90.4	132	120	90.9	124	90	72.6	111	101	91
	HLUVUKA HIGH	2018	7052102	3	88	58	65.9	83	49	59	67	37	55.2	70	36	51.4	234	233	99.6	118	103	87.3	60	55	91.7	104	103	99	98	79	80.6	132	90	68.2	100	89	89
	HOERSKOOL ERIC LOUW HIGH SCHOOL	2019	7051406	5	15	14	93.3				34	28	82.4				12	12	100	26	26	100	23	23	100	26	26	100	42	41	97.6	30	28	93.3	22	22	100
	HOERSKOOL ERIC LOUW HIGH SCHOOL	2018	7051406	5	9	5	55.6				37	25	67.6				11	11	100	28	28	100	17	17	100	16	16	100	38	38	100	22	20	90.9	18	15	83.3
	HUMBELANI SECONDARY	2019	7051206	3				29	23	79.3							87	83	95.4	64	61	95.3	21	17	81	63	54	85.7	45	36	80	28	22	78.6	28	19	67.9
	HUMBELANI SECONDARY	2018	7051206	3				13	10	76.9							55	53	96.4	36	33	91.7	24	23	95.8	35	33	94.3	29	26	89.7	14	14	100	13	12	92.3

Province Districts	Centre Name	Year	Centre No	Quintile	Accounting			Agricultural Sciences			Business Studies			Economics			English First Additional Language			Geography			History			Life Sciences			Mathematical Literacy			Mathematics			Physical Sciences		
					Total Wrote	Achieved 30-100%	% Achieved 30 and Above	Total Wrote	Achieved 30-100%	% Achieved 30 and Above	Total Wrote	Achieved 30-100%	% Achieved 30 and Above	Total Wrote	Achieved 30-100%	% Achieved 30 and Above	Total Wrote	Achieved 30-100%	% Achieved 30 and Above	Total Wrote	Achieved 30-100%	% Achieved 30-100%	Total Wrote	Achieved 30-100%	% Achieved 30-100%	Total Wrote	Achieved 30-100%	% Achieved 30-100%	Total Wrote	Achieved 30-100%	% Achieved 30-100%	Total Wrote	Achieved 30-100%	% Achieved 30-100%			
					VHEMIBE WEST	JACK LAVHENGWA SECONDARY	2019	7051107	3				30	21	70						57	55	96.5	21	18	85.7	24	23	95.8	50	17	34	16	16	100	13	11
	JACK LAVHENGWA SECONDARY	2018	7051107	3				33	26	78.8						63	59	93.7	29	9	31	29	22	75.9	43	33	76.7	12	3	25	22	16	72.7	20	17	85	
	JAJI SECONDARY	2019	7052108	2									32	25	78.1	39	39	100	39	35	89.7				39	26	66.7	31	29	93.5	8	4	50	7	7	100	
	JAJI SECONDARY	2018	7052108	2									30	14	46.7	38	36	94.7	35	20	57.1				34	23	67.6	28	23	82.1	9	8	88.9	8	8	100	
	JOHANNES MULAMBILU SECONDARY	2019	7051210	3	8	4	50	37	31	83.8	9	5	55.6	11	1	9.1	58	48	82.8	19	12	63.2				38	28	73.7	19	15	78.9	30	17	56.7	26	16	61.5
	JOHANNES MULAMBILU SECONDARY	2018	7051210	3	19	17	89.5	47	37	78.7	19	12	63.2	23	11	47.8	80	77	96.3	33	16	48.5				48	35	72.9	32	29	90.6	38	21	55.3	20	16	80
	JONATHAN MUSAATHAMA SECONDARY	2019	7051306	3	10	7	70				13	10	76.9	46	35	76.1	101	101	100	46	38	82.6	29	29	100	22	19	86.4	39	35	89.7	16	12	75	13	12	92.3
	JONATHAN MUSAATHAMA SECONDARY	2018	7051306	3	5	4	80				7	6	85.7	28	23	82.1	71	71	100	28	28	100	21	21	100	31	25	80.6	25	25	100	20	17	85	20	19	95
	JONATHAN THIFULUFHELWI SECONDARY	2019	7051607	3	14	14	100	52	41	78.8	22	12	54.5	38	19	50	114	114	100	48	42	87.5	36	36	100	65	49	75.4	61	48	78.7	44	21	47.7	40	37	92.5
	JONATHAN THIFULUFHELWI SECONDARY	2018	7051607	3	8	8	100	52	43	82.7	29	20	69	59	31	52.5	137	133	97.1	60	35	58.3	66	62	93.9	71	52	73.2	79	56	70.9	40	19	47.5	38	29	76.3
	KHAKHU SECONDARY	2019	7051113	3	7	6	85.7	49	36	73.5	7	7	100	45	27	60	89	85	95.5							38	32	84.2	56	38	67.9	11	4	36.4	21	16	76.2
	KHAKHU SECONDARY	2018	7051113	3	11	9	81.8	23	19	82.6	8	6	75	20	17	85	56	52	92.9							21	18	85.7	40	26	65	6	4	66.7	14	13	92.9
	KHOMANANI HIGH	2019	7052106	2	9	8	88.9	35	32	91.4	9	6	66.7	8	8	100	66	66	100	34	34	100	12	12	100	55	47	85.5	33	29	87.9	29	26	89.7	26	26	100
	KHOMANANI HIGH	2018	7052106	2	24	12	50	63	54	85.7	23	19	82.6	23	21	91.3	116	114	98.3	36	31	86.1	26	26	100	76	68	89.5	60	49	81.7	44	35	79.5	36	35	97.2
	KHWARA SECONDARY	2019	7053305	1	7	7	100	18	15	83.3	9	7	77.8	26	16	61.5	62	62	100	32	28	87.5	31	30	96.8	29	24	82.8	28	24	85.7	20	10	50	15	12	80

Province Districts	Centre Name	Year	Centre No	Quintile	Accounting			Agricultural Sciences			Business Studies			Economics			English First Additional Language			Geography			History			Life Sciences			Mathematical Literacy			Mathematics			Physical Sciences		
					Total Wrote	Achieved 30-100%	% Achieved 30 and Above	Total Wrote	Achieved 30-100%	% Achieved 30 and Above	Total Wrote	Achieved 30-100%	% Achieved 30 and Above	Total Wrote	Achieved 30-100%	% Achieved 30 and Above	Total Wrote	Achieved 30-100%	% Achieved 30 and Above	Total Wrote	Achieved 30-100%	% Achieved 30-100%	Total Wrote	Achieved 30-100%	% Achieved 30-100%	Total Wrote	Achieved 30-100%	% Achieved 30-100%	Total Wrote	Achieved 30-100%	% Achieved 30-100%	Total Wrote	Achieved 30-100%	% Achieved 30-100%			
					VHEMBE WEST	KHWARA SECONDARY	2018	7053305	1	8	5	62.5	13	13	100	11	6	54.5	12	9	75	44	44	100	16	14	87.5	12	12	100	23	23	100	15	14	93.3	22
	KOLOKOSHANI COMBINED	2019	7053201	2	13	9	69.2	8	8	100	13	13	100	14	12	85.7	106	106	100	90	88	97.8	47	47	100	79	55	69.6	63	59	93.7	41	34	82.9	36	35	97.2
	KOLOKOSHANI COMBINED	2018	7053201	2	16	15	93.8	15	11	73.3	16	16	100	17	16	94.1	123	122	99.2	86	59	68.6	66	65	98.5	84	43	51.2	71	53	74.6	37	22	59.5	15	13	86.7
	KUTAMA SECONDARY	2019	7051508	3	13	9	69.2	37	28	75.7	13	11	84.6	14	10	71.4	124	124	100	45	43	95.6				82	73	89				82	50	61	70	61	87.1
	KUTAMA SECONDARY	2018	7051508	3	11	9	81.8	28	27	96.4	8	7	87.5	10	9	90	84	84	100	35	35	100				72	71	98.6				77	61	79.2	68	68	100
	LEMANA HIGH	2019	7051706	3	7	7	100				8	8	100	12	6	50	107	100	93.5	92	66	71.7	53	46	86.8	86	35	40.7	61	49	80.3	31	18	58.1	35	31	88.6
	LEMANA HIGH	2018	7051706	3	8	5	62.5				8	8	100	13	7	53.8	127	127	100	107	91	85	47	47	100	95	60	63.2	78	65	83.3	42	34	81	46	38	82.6
	LISHAVHANA SECONDARY	2019	7052204	2				34	24	70.6							40	38	95	18	11	61.1	19	12	63.2	20	16	80	18	11	61.1	11	8	72.7	15	13	86.7
	LISHAVHANA SECONDARY	2018	7052204	2	9	2	22.2	76	41	53.9	21	7	33.3	24	4	16.7	121	117	96.7	46	18	39.1	67	49	73.1	34	26	76.5	63	26	41.3	19	15	78.9	22	19	86.4
	LITSHOVHU SECONDARY	2019	7051606	3	63	39	61.9	74	64	86.5	40	33	82.5	41	30	73.2	235	233	99.1	51	46	90.2	51	44	86.3	130	103	79.2	84	61	72.6	100	64	64	75	68	90.7
	LITSHOVHU SECONDARY	2018	7051606	3	61	46	75.4	63	56	88.9	55	32	58.2	40	30	75	206	203	98.5	29	24	82.8	43	41	95.3	129	114	88.4	33	24	72.7	132	82	62.1	94	87	92.6
	LOUIS TRICHARDT SECONDARY	2019	7051601	5	23	22	95.7				45	34	75.6	15	14	93.3	79	79	100	63	62	98.4				68	66	97.1	54	54	100	75	69	92	53	53	100
	LOUIS TRICHARDT SECONDARY	2018	7051601	5	29	28	96.6				93	77	82.8	40	36	90	92	92	100	70	69	98.6				70	70	100	77	76	98.7	79	66	83.5	51	47	92.2
	LTT MURUNWA PRIVATE SCHOOL	2019	7051692	9	11	10	90.9	1	1	100	25	21	84	25	12	48	92	88	95.7	74	54	73	59	54	91.5	60	30	50	57	49	86	41	16	39	32	21	65.6
	LTT MURUNWA PRIVATE SCHOOL	2018	7051692	99	8	8	100	1	1	100	17	14	82.4	18	16	88.9	68	68	100	48	46	95.8	44	43	97.7	36	36	100	41	38	92.7	25	16	64	18	16	88.9
	LUATAME SECONDARY	2019	7051303	2	7	7	100	28	11	39.3	8	5	62.5	10	7	70	82	67	81.7	58	28	48.3	20	12	60	37	12	32.4	33	20	60.6	9	2	22.2	3	2	66.7
	LUATAME SECONDARY	2018	7051303	2	12	9	75	15	11	73.3	13	11	84.6	12	10	83.3	60	58	96.7	30	26	86.7	16	16	100	28	23	82.1	41	37	90.2	11	7	63.6	7	7	100
	LUMUKA SECONDARY	2019	7052210	1				13	8	61.5							21	21	100	14	10	71.4				8	6	75	17	13	76.5	4	2	50	1	1	100
	LUMUKA SECONDARY	2018	7052210	1				15	9	60							27	27	100	19	17	89.5				23	19	82.6	17	15	88.2	7	7	100	7	7	100







Province Districts	Centre Name	Year	Centre No	Quintile	Accounting			Agricultural Sciences			Business Studies			Economics			English First Additional Language			Geography			History			Life Sciences			Mathematical Literacy			Mathematics			Physical Sciences		
					Total Wrote	Achieved 30-100%	% Achieved 30 and Above	Total Wrote	Achieved 30-100%	% Achieved 30 and Above	Total Wrote	Achieved 30-100%	% Achieved 30 and Above	Total Wrote	Achieved 30-100%	% Achieved 30 and Above	Total Wrote	Achieved 30-100%	% Achieved 30 and Above	Total Wrote	Achieved 30-100%	% Achieved 30-100%	Total Wrote	Achieved 30-100%	% Achieved 30-100%	Total Wrote	Achieved 30-100%	% Achieved 30-100%	Total Wrote	Achieved 30-100%	% Achieved 30-100%	Total Wrote	Achieved 30-100%	% Achieved 30-100%			
					VHEMBE WEST	MAKHADO COMPREHENSIVE	2019	7051602	4	13	6	46.2				28	21	75	27	14	51.9	146	144	98.6	137	118	86.1	91	74	81.3	134	81	60.4	89	74	83.1	79
	MAKHADO COMPREHENSIVE	2018	7051602	4	21	13	61.9				33	23	69.7	28	19	67.9	124	124	100	148	121	81.8	71	69	97.2	145	92	63.4	77	57	74	101	44	43.6	85	56	65.9
	MALINGA WILSON SECONDARY	2019	7053303	2	29	24	82.8				30	29	96.7	32	26	81.3	100	97	97	68	37	54.4	36	28	77.8	53	23	43.4	57	45	78.9	28	21	75	18	13	72.2
	MALINGA WILSON SECONDARY	2018	7053303	2	25	22	88	1	1	100	26	23	88.5	27	23	85.2	131	129	98.5	96	62	64.6	39	29	74.4	78	57	73.1	35	25	71.4	70	28	40	40	38	95
	MALOVHANA SECONDARY	2019	7052304	2												18	14	77.8	4	4	100	18	12	66.7				4	3	75							
	MALOVHANA SECONDARY	2018	7052304	2							10	3	30				27	24	88.9	10	9	90	27	25	92.6				25	10	40	2	0	0			
	MALUTA JUNIOR SECONDARY	2019	7051605	3				54	43	79.6							65	63	96.9	30	22	73.3				46	27	58.7	25	22	88	21	11	52.4	23	15	65.2
	MALUTA JUNIOR SECONDARY	2018	7051605	3				52	46	88.5	4	3	75				56	56	100	20	11	55				46	43	93.5	30	21	70	23	9	39.1	30	25	83.3
	MAMVUKA SECONDARY	2019	7051309	2				38	21	55.3							88	74	84.1	86	48	55.8	36	27	75	74	33	44.6	62	37	59.7	13	2	15.4	7	6	85.7
	MAMVUKA SECONDARY	2018	7051309	2				27	14	51.9							89	88	98.9	66	40	60.6	48	41	85.4	65	29	44.6	55	35	63.6	8	3	37.5	6	3	50
	MANELEDZI SECONDARY	2019	7051504	3	19	17	89.5	86	61	70.9	21	21	100	21	16	76.2	142	139	97.9	73	52	71.2	36	19	52.8	70	50	71.4	76	58	76.3	43	29	67.4	27	23	85.2
	MANELEDZI SECONDARY	2018	7051504	3	23	17	73.9	89	63	70.8	25	23	92	25	18	72	132	132	100	58	45	77.6	20	18	90	61	53	86.9	58	48	82.8	44	35	79.5	37	36	97.3
	MARHOLENI HIGH	2019	7052104	2	35	14	40	9	2	22.2	35	18	51.4	34	18	52.9	114	112	98.2	71	57	80.3	49	46	93.9	79	43	54.4	90	66	73.3	20	11	55	18	12	66.7
	MARHOLENI HIGH	2018	7052104	2	19	13	68.4	12	6	50	20	13	65	22	16	72.7	61	61	100	34	28	82.4	16	16	100	39	28	71.8	36	32	88.9	15	13	86.7	11	11	100
	MARHORHWANI-MALALI HIGH	2019	7052305	3				64	38	59.4	11	9	81.8	11	5	45.5	91	88	96.7	35	24	68.6	19	16	84.2	52	31	59.6	44	20	45.5	29	13	44.8	31	21	67.7
	MARHORHWANI-MALALI HIGH	2018	7052305	3	3	3	100	31	29	93.5	9	4	44.4	8	7	87.5	49	49	100	24	19	79.2	9	9	100	29	28	96.6	28	26	92.9	15	8	53.3	13	13	100
	MARIMANE HIGH	2019	7052201	2	11	7	63.6	53	33	62.3	10	6	60	13	4	30.8	109	108	99.1	75	51	68				83	42	50.6	65	47	72.3	21	18	85.7	20	17	85

Province Districts	Centre Name	Year	Centre No	Quintile	Accounting			Agricultural Sciences			Business Studies			Economics			English First Additional Language			Geography			History			Life Sciences			Mathematical Literacy			Mathematics			Physical Sciences		
					Total Wrote	Achieved 30-100%	% Achieved 30 and Above	Total Wrote	Achieved 30-100%	% Achieved 30 and Above	Total Wrote	Achieved 30-100%	% Achieved 30 and Above	Total Wrote	Achieved 30-100%	% Achieved 30 and Above	Total Wrote	Achieved 30-100%	% Achieved 30 and Above	Total Wrote	Achieved 30-100%	% Achieved 30-100%	Total Wrote	Achieved 30-100%	% Achieved 30-100%	Total Wrote	Achieved 30-100%	% Achieved 30-100%	Total Wrote	Achieved 30-100%	% Achieved 30-100%	Total Wrote	Achieved 30-100%	% Achieved 30-100%			
					VHEMBE WEST	MARIMANE HIGH	2018	7052201	2	9	8	88.9	20	16	80	10	3	30	13	10	76.9	44	44	100	28	25	89.3				30	30	100	25	22	88	15
	MASEDI COMBINED	2019	7051603	3	11	10	90.9	40	28	70	16	10	62.5	16	7	43.8	71	70	98.6	28	21	75	35	28	80	33	21	63.6	38	30	78.9	24	12	50	24	17	70.8
	MASEDI COMBINED	2018	7051603	3	19	15	78.9	61	34	55.7	27	20	74.1	26	14	53.8	120	119	99.2	48	25	52.1	59	39	66.1	37	27	73	69	42	60.9	24	9	37.5	21	14	66.7
	MASERENI SECONDARY	2019	7051403	2	4	3	75				2	2	100	22	13	59.1	25	24	96	21	17	81				11	7	63.6	5	5	100	7	2	28.6			
	MASERENI SECONDARY	2018	7051403	2	5	4	80				8	6	75	29	24	82.8	29	29	100	15	13	86.7				16	13	81.3				14	4	28.6			
	MASIZA HIGH	2019	7052203	3	20	10	50	24	21	87.5	18	15	83.3	23	15	65.2	93	92	98.9	25	14	56	36	31	86.1	39	23	59	38	30	78.9	16	12	75	16	14	87.5
	MASIZA HIGH	2018	7052203	2	44	17	38.6	46	36	78.3	47	23	48.9	56	16	28.6	137	131	95.6	15	7	46.7	27	22	81.5	49	36	73.5	55	34	61.8	39	20	51.3	35	26	74.3
	MASWIE SECONDARY	2019	7053104	2												43	43	100	46	42	91.3	41	38	92.7	45	26	57.8	33	29	87.9	4	3	75	5	4	80	
	MASWIE SECONDARY	2018	7053104	2												32	32	100	31	27	87.1	28	26	92.9	31	24	77.4	26	23	88.5	5	3	60	4	3	75	
	MATHEDE SECONDARY	2019	7051209	2	12	8	66.7	20	11	55	14	11	78.6	13	7	53.8	54	54	100	28	22	78.6				28	17	60.7	22	13	59.1	18	8	44.4	20	10	50
	MATHEDE SECONDARY	2018	7051209	2	11	10	90.9	17	11	64.7	11	8	72.7	11	10	90.9	45	45	100	31	17	54.8				31	27	87.1	24	18	75	20	13	65	16	15	93.8
	MAVHUNGU ANDRIES SECONDARY	2019	7053101	2	12	12	100				12	9	75	12	9	75	56	54	96.4	44	32	72.7	28	28	100	43	22	51.2	36	23	63.9	19	9	47.4	15	12	80
	MAVHUNGU ANDRIES SECONDARY	2018	7053101	2	4	4	100				4	3	75	3	3	100	38	37	97.4	33	15	45.5	14	14	100	19	10	52.6	16	10	62.5	6	3	50	5	5	100
	MICHAEL DENGA RAMABULANA SECONDARY	2019	7051708	2	39	37	94.9	13	12	92.3	41	38	92.7	39	33	84.6	96	96	100	52	48	92.3	27	26	96.3	32	27	84.4	60	55	91.7	28	16	57.1	27	26	96.3
	MICHAEL DENGA RAMABULANA SECONDARY	2018	7051708	2	37	29	78.4	24	17	70.8	48	37	77.1	43	35	81.4	131	129	98.5	60	56	93.3	43	41	95.3	40	33	82.5	57	40	70.2	42	28	66.7	36	33	91.7
	MIRIYAVHAVHA TEC SECONDARY	2019	7051112	2												132	127	96.2														75	36	48	74	39	52.7
	MIRIYAVHAVHA TEC SECONDARY	2018	7051112	2												135	125	92.6														82	46	56.1	82	62	75.6

Province Districts	Centre Name	Year	Centre No	Quintile	Accounting			Agricultural Sciences			Business Studies			Economics			English First Additional Language			Geography			History			Life Sciences			Mathematical Literacy			Mathematics			Physical Sciences		
					Total Wrote	Achieved 30-100%	% Achieved 30 and Above	Total Wrote	Achieved 30-100%	% Achieved 30 and Above	Total Wrote	Achieved 30-100%	% Achieved 30 and Above	Total Wrote	Achieved 30-100%	% Achieved 30 and Above	Total Wrote	Achieved 30-100%	% Achieved 30 and Above	Total Wrote	Achieved 30-100%	% Achieved 30-100%	Total Wrote	Achieved 30-100%	% Achieved 30-100%	Total Wrote	Achieved 30-100%	% Achieved 30-100%	Total Wrote	Achieved 30-100%	% Achieved 30-100%	Total Wrote	Achieved 30-100%	% Achieved 30-100%			
					VHEMBE WEST	MMILIGE SECONDARY	2019	7051510	2	2	2	100	8	7	87.5	7	3	42.9			40	36	90	32	19	59.4				20	16	80	7	7	100	13	10
	MMILIGE SECONDARY	2018	7051510	2	4	4	100	11	9	81.8	7	5	71.4			36	36	100	26	20	76.9				25	19	76	15	12	80	15	12	80	11	10	90.9	
	MOPANE INTERMEDIATE	2019	7051405	2	33	33	100	38	37	97.4	35	31	88.6	47	40	85.1	71	71	100						36	33	91.7				71	34	47.9	24	21	87.5	
	MOPANE INTERMEDIATE	2018	7051405	2	32	29	90.6	56	49	87.5	41	35	85.4	59	51	86.4	88	88	100						47	44	93.6				88	36	40.9	29	29	100	
	MPHEPHU HIGH	2019	7051102	2	8	6	75	16	8	50	10	6	60	9	5	55.6	86	84	97.7	24	23	95.8	36	30	83.3	39	21	53.8	29	29	100	10	8	80	12	9	75
	MPHEPHU HIGH	2018	7051102	2	2	2	100	25	10	40	3	2	66.7	2	2	100	77	75	97.4	27	26	96.3	35	29	82.9	58	30	51.7	32	18	56.3	14	9	64.3	14	11	78.6
	MSENGI SENIOR SECONDARY	2019	7052107	2	18	11	61.1	38	32	84.2	17	17	100	17	15	88.2	89	89	100	45	43	95.6	26	26	100	66	52	78.8	59	56	94.9	29	22	75.9	27	25	92.6
	MSENGI SENIOR SECONDARY	2018	7052107	2	12	7	58.3	41	30	73.2	11	8	72.7	14	12	85.7	80	80	100	41	34	82.9	21	20	95.2	56	44	78.6	63	51	81	15	11	73.3	16	16	100
	MUDIMELI SECONDARY	2019	7051404	2	12	11	91.7							14	8	57.1	52	51	98.1	35	25	71.4	24	21	87.5	19	18	94.7	27	24	88.9	8	7	87.5	7	7	100
	MUDIMELI SECONDARY	2018	7051404	2	15	9	60							15	12	80	68	68	100	48	32	66.7	26	26	100	30	17	56.7	46	27	58.7	6	5	83.3	5	5	100
	MUDINANE SECONDARY	2019	7053308	2	8	7	87.5	15	12	80	10	8	80	8	8	100	58	58	100	43	42	97.7	31	31	100	23	21	91.3	34	30	88.2	15	15	100	12	10	83.3
	MUDINANE SECONDARY	2018	7053308	2	6	6	100	4	4	100	6	6	100	6	5	83.3	34	34	100	28	27	96.4	13	13	100	23	20	87	16	14	87.5	18	17	94.4	13	12	92.3
	MULENGA SECONDARY	2019	7051308	2	7	7	100	28	18	64.3	7	7	100	9	6	66.7	121	119	98.3	80	72	90	59	56	94.9	77	43	55.8	58	50	86.2	23	19	82.6	16	16	100
	MULENGA SECONDARY	2018	7051308	2	6	4	66.7	9	8	88.9	6	6	100	6	4	66.7	34	34	100	31	28	90.3	10	10	100	31	26	83.9	22	19	86.4	15	12	80	9	9	100
	MULIMA SECONDARY	2019	7052405	2												58	57	98.3	49	22	44.9	30	15	50	27	17	63	18	7	38.9	20	11	55	21	10	47.6	
	MULIMA SECONDARY	2018	7052405	2												86	74	86	70	26	37.1	34	25	73.5	30	29	96.7	6	4	66.7	19	7	36.8	21	17	81	
	MUSHAATHONI SECONDARY	2019	7051103	2	9	5	55.6	21	14	66.7	9	6	66.7	33	23	69.7	95	89	93.7	74	52	70.3	24	23	95.8	32	14	43.8	71	42	59.2	14	6	42.9	13	8	61.5
	MUSHAATHONI SECONDARY	2018	7051103	2	8	5	62.5	16	10	62.5	8	6	75	25	18	72	64	63	98.4	39	30	76.9	19	19	100	19	14	73.7	31	24	77.4	12	9	75	8	7	87.5
	MUSINA SECONDARY	2019	7051408	3	22	7	31.8				29	24	82.8	23	17	73.9	245	238	97.1	199	87	43.7	152	93	61.2	131	49	37.4	119	81	68.1	39	27	69.2	34	28	82.4
	MUSINA SECONDARY	2018	7051408	3	36	8	22.2				43	33	76.7	38	27	71.1	268	263	98.1	202	130	64.4	155	119	76.8	135	62	45.9	127	91	71.7	40	27	67.5	29	27	93.1

Province Districts	Centre Name	Year	Centre No	Quintile	Accounting			Agricultural Sciences			Business Studies			Economics			English First Additional Language			Geography			History			Life Sciences			Mathematical Literacy			Mathematics			Physical Sciences			
					Total Wrote	Achieved 30-100%	% Achieved 30 and Above	Total Wrote	Achieved 30-100%	% Achieved 30 and Above	Total Wrote	Achieved 30-100%	% Achieved 30 and Above	Total Wrote	Achieved 30-100%	% Achieved 30 and Above	Total Wrote	Achieved 30-100%	% Achieved 30 and Above	Total Wrote	Achieved 30-100%	% Achieved 30-100%	Total Wrote	Achieved 30-100%	% Achieved 30-100%	Total Wrote	Achieved 30-100%	% Achieved 30-100%	Total Wrote	Achieved 30-100%	% Achieved 30-100%	Total Wrote	Achieved 30-100%	% Achieved 30-100%				
					VHEMBE WEST	MUTHUHADINI PRIMARY	2019	7051703	2	29	20	69	41	29	70.7	32	13	40.6	29	16	55.2	124	122	98.4	88	72	81.8				78	49	62.8	65	48	73.8	47	27
	MUTHUHADINI PRIMARY	2018	7051703	2	33	12	36.4	50	33	66	33	20	60.6	34	13	38.2	126	126	100	86	76	88.4				87	74	85.1	84	60	71.4	40	29	72.5	37	28	75.7	
	NAMADZAVHO SECONDARY	2019	7052404	2	17	14	82.4				17	16	94.1	17	16	94.1	20	20	100																			
	NAMADZAVHO SECONDARY	2018	7052404	2	21	12	57.1				22	20	90.9	22	18	81.8	29	29	100																			
	NDALAMO SECONDARY	2019	7052209	2													20	19	95	17	14	82.4	13	9	69.2	17	9	52.9	13	8	61.5	7	4	57.1	7	4	57.1	
	NDALAMO SECONDARY	2018	7052209	2													22	22	100	20	13	65	18	16	88.9	20	7	35	18	8	44.4	4	2	50	4	0	0	
	NKONENI SECONDARY	2019	7051111	2													15	15	100	15	15	100				11	10	90.9				11	5	45.5	11	9	81.8	
	NKONENI SECONDARY	2018	7051111	2													21	20	95.2	19	14	73.7				15	13	86.7				13	13	100	13	13	100	
	NNDAMULELENI SECONDARY	2019	7053105	2	23	23	100				23	21	91.3	27	21	77.8	133	133	100	101	88	87.1	82	80	97.6	97	44	45.4	77	60	77.9	43	19	44.2	20	19	95	
	NNDAMULELENI SECONDARY	2018	7053105	2	29	27	93.1				35	26	74.3	28	22	78.6	117	117	100	78	71	91	53	52	98.1	78	50	64.1	50	42	84	56	21	37.5	28	23	82.1	
	NNDITSHENI SECONDARY	2019	7051109	1	7	6	85.7	8	5	62.5	6	3	50	6	5	83.3	29	29	100	19	10	52.6				7	6	85.7	7	4	57.1	4	1	25	3	3	100	
	NNDITSHENI SECONDARY	2018	7051109	1	6	4	66.7	18	9	50	7	4	57.1	5	5	100	40	39	97.5	19	16	84.2				24	18	75	20	11	55	9	6	66.7	8	8	100	
	NNDWELWENI SECONDARY	2019	7051110	2	3	3	100				6	4	66.7	3	3	100	48	45	93.8	29	21	72.4				17	10	58.8				24	5	20.8	15	9	60	
	NNDWELWENI SECONDARY	2018	7051110	2	5	3	60				6	3	50	4	3	75	50	49	98	13	13	100				12	10	83.3				22	11	50	41	14	34.1	
	NNGWENI SECONDARY	2019	7051305	3	27	19	70.4	18	13	72.2	29	27	93.1	36	28	77.8	208	207	99.5	159	148	93.1	37	34	91.9	119	89	74.8	27	21	77.8	128	63	49.2	87	71	81.6	
	NNGWENI SECONDARY	2018	7051305	3	34	28	82.4	27	13	48.1	35	32	91.4	35	29	82.9	192	188	97.9	119	114	95.8	15	13	86.7	101	83	82.2	13	10	76.9	129	80	62	85	68	80	
	NWAMALOBYE HIGH	2019	7052309	3				21	12	57.1							84	69	82.1	61	46	75.4	35	30	85.7	25	15	60	38	23	60.5	16	7	43.8	20	14	70	
	NWAMALOBYE HIGH	2018	7052309	3				15	12	80							60	52	86.7	48	36	75	27	23	85.2	24	19	79.2	27	17	63	20	6	30	18	12	66.7	
	NWARIDI SECONDARY	2019	7053304	2	5	4	80				15	4	26.7	7	5	71.4	70	68	97.1	43	35	81.4	42	33	78.6	29	14	48.3	33	25	75.8	9	8	88.9	7	7	100	

Province Districts	Centre Name	Year	Centre No	Quintile	Accounting			Agricultural Sciences			Business Studies			Economics			English First Additional Language			Geography			History			Life Sciences			Mathematical Literacy			Mathematics			Physical Sciences		
					Total Wrote	Achieved 30-100%	% Achieved 30 and Above	Total Wrote	Achieved 30-100%	% Achieved 30 and Above	Total Wrote	Achieved 30-100%	% Achieved 30 and Above	Total Wrote	Achieved 30-100%	% Achieved 30 and Above	Total Wrote	Achieved 30-100%	% Achieved 30 and Above	Total Wrote	Achieved 30-100%	% Achieved 30-100%	Total Wrote	Achieved 30-100%	% Achieved 30-100%	Total Wrote	Achieved 30-100%	% Achieved 30-100%	Total Wrote	Achieved 30-100%	% Achieved 30-100%	Total Wrote	Achieved 30-100%	% Achieved 30-100%			
					VHEMBE WEST	NWARIDI SECONDARY	2018	7053304	2	6	3	50				13	6	46.2	5	4	80	52	50	96.2	31	26	83.9	17	15	88.2	18	14	77.8	22	17	77.3	11
	ONGEDACHT SECONDARY	2019	7053309	2	11	7	63.6	23	12	52.2	11	4	36.4	10	6	60	55	52	94.5	38	25	65.8				31	19	61.3	30	19	63.3	9	2	22.2	9	2	22.2
	ONGEDACHT SECONDARY	2018	7053309	2	9	8	88.9	11	5	45.5	9	7	77.8	9	6	66.7	27	23	85.2	12	5	41.7				10	5	50	20	11	55	4	2	50			
	OZIAS DAVHANA SECONDARY	2019	7051704	3	18	14	77.8	22	7	31.8	19	12	63.2	20	15	75	165	153	92.7	126	91	72.2	101	69	68.3	93	54	58.1	93	57	61.3	32	13	40.6	32	18	56.3
	OZIAS DAVHANA SECONDARY	2018	7051704	3	25	19	76	24	10	41.7	31	19	61.3	26	18	69.2	154	150	97.4	95	82	86.3	90	80	88.9	69	53	76.8	111	53	47.7	33	17	51.5	26	15	57.7
	PARADISE MANAME COMB INDEPENDENT	2019	7051391	9												13	13	100	13	13	100					13	11	84.6				13	13	100	13	9	69.2
	PARADISE MANAME COMB INDEPENDENT	2018	7051391	99												10	10	100	10	10	100					10	10	100				10	10	100	10	8	80
	PATRICK RAMAANO SECONDARY	2019	7051302	2	47	41	87.2	62	54	87.1	47	43	91.5	49	38	77.6	277	277	100	224	216	96.4	54	53	98.1	199	183	92	131	120	91.6	145	128	88.3	111	109	98.2
	PATRICK RAMAANO SECONDARY	2018	7051302	2	45	33	73.3	30	24	80	48	38	79.2	49	39	79.6	222	221	99.5	166	146	88	51	47	92.2	141	127	90.1	93	75	80.6	105	79	75.2	87	75	86.2
	PHIRIPHIRI SECONDARY	2019	7051106	2	11	10	90.9				12	9	75	33	18	54.5	115	114	99.1	95	78	82.1	57	54	94.7	64	28	43.8	65	56	86.2	30	23	76.7	27	25	92.6
	PHIRIPHIRI SECONDARY	2018	7051106	2	3	2	66.7				3	2	66.7	11	4	36.4	69	69	100	59	50	84.7	26	26	100	45	42	93.3	24	16	66.7	36	33	91.7	35	33	94.3
	RADZAMBO SECONDARY	2019	7053307	2				9	8	88.9							15	13	86.7	15	10	66.7				9	5	55.6	8	7	87.5						
	RADZAMBO SECONDARY	2018	7053307	2				20	9	45							27	18	66.7	19	8	42.1				18	8	44.4	15	8	53.3						
	RALUOMBE SECONDARY	2019	7052205	2				19	8	42.1							56	53	94.6	52	20	38.5	25	19	76	52	13	25	37	26	70.3	14	4	28.6	14	6	42.9
	RALUOMBE SECONDARY	2018	7052205	2				16	8	50							46	42	91.3	30	21	70	22	19	86.4	46	19	41.3	21	15	71.4	9	5	55.6	8	5	62.5
	RAMABULANA SECONDARY	2019	7051402	2	4	4	100				6	5	83.3	6	5	83.3	30	29	96.7	15	13	86.7	17	16	94.1	15	3	20	14	10	71.4	4	3	75			
	RAMABULANA SECONDARY	2018	7051402	2	4	4	100				5	5	100	7	6	85.7	25	24	96	9	7	77.8	15	15	100	10	5	50	10	6	60	4	2	50			

Province Districts	Centre Name	Year	Centre No	Quintile	Accounting			Agricultural Sciences			Business Studies			Economics			English First Additional Language			Geography			History			Life Sciences			Mathematical Literacy			Mathematics			Physical Sciences		
					Total Wrote	Achieved 30-100%	% Achieved 30 and Above	Total Wrote	Achieved 30-100%	% Achieved 30 and Above	Total Wrote	Achieved 30-100%	% Achieved 30 and Above	Total Wrote	Achieved 30-100%	% Achieved 30 and Above	Total Wrote	Achieved 30-100%	% Achieved 30 and Above	Total Wrote	Achieved 30-100%	% Achieved 30-100%	Total Wrote	Achieved 30-100%	% Achieved 30-100%	Total Wrote	Achieved 30-100%	% Achieved 30-100%	Total Wrote	Achieved 30-100%	% Achieved 30-100%	Total Wrote	Achieved 30-100%	% Achieved 30-100%			
					VHEMBE WEST	RAMASHIA SECONDARY	2019	7051104	2	3	3	100				7	4	57.1	8	1	12.5	52	52	100	38	29	76.3				26	22	84.6				33
	RAMASHIA SECONDARY	2018	7051104	2	4	3	75				2	1	50	4	3	75	32	32	100	25	24	96				24	22	91.7				24	20	83.3	24	18	75
	RAMAUBA SECONDARY	2019	7053306	2				28	13	46.4							44	30	68.2	35	22	62.9	11	9	81.8	26	9	34.6	17	12	70.6	7	2	28.6	4	4	100
	RAMAUBA SECONDARY	2018	7053306	2				14	11	78.6							26	24	92.3	23	19	82.6	6	6	100	18	16	88.9	5	3	60	14	7	50	8	8	100
	RASILA SECONDARY	2019	7052407	2	1	1	100				3	0	0	3	1	33.3	71	69	97.2	49	40	81.6	39	31	79.5	41	25	61	37	26	70.3	13	6	46.2	13	8	61.5
	RASILA SECONDARY	2018	7052407	2	12	9	75				13	10	76.9	17	11	64.7	53	51	96.2	29	15	51.7	19	15	78.9	29	17	58.6	27	19	70.4	14	6	42.9	14	8	57.1
	RAVHUHALI SECONDARY	2019	7051609	2				28	15	53.6							40	38	95	35	28	80				35	20	57.1	16	8	50	19	3	15.8	12	10	83.3
	RAVHUHALI SECONDARY	2018	7051609	2				28	16	57.1							38	32	84.2	34	12	35.3				34	18	52.9	20	7	35	16	1	6.3	8	3	37.5
	RENAISSANCE SECONDARY	2019	7051407	2													95	95	100	94	79	84	67	65	97	77	61	79.2	55	53	96.4	24	13	54.2	27	22	81.5
	RENAISSANCE SECONDARY	2018	7051407	2													64	64	100	61	55	90.2	43	41	95.3	51	41	80.4	32	29	90.6	20	16	80	17	16	94.1
	RIVONI SCHOOL FOR THE BLIND	2019	7051781	9							10	10	100	11	10	90.9	10	10	100				10	10	100				11	11	100						
	RIVONI SCHOOL FOR THE BLIND	2018	7051781	99							10	8	80	10	10	100	10	10	100				10	10	100				10	8	80						
	RIVUBYE HIGH	2019	7051709	2	14	12	85.7	4	4	100	14	13	92.9	32	20	62.5	101	101	100	45	44	97.8	46	45	97.8	46	25	54.3	40	37	92.5	20	12	60	19	18	94.7
	RIVUBYE HIGH	2018	7051709	2	13	11	84.6				13	13	100	40	18	45	79	79	100	31	31	100	30	30	100	31	31	100	30	29	96.7	14	9	64.3	9	9	100
	RUSSEL BUNGENI HIGH	2019	7052101	2	6	6	100	25	22	88	14	13	92.9	51	29	56.9	125	124	99.2	79	74	93.7	65	59	90.8	58	57	98.3	76	71	93.4	40	23	57.5	43	33	76.7
	RUSSEL BUNGENI HIGH	2018	7052101	2	17	6	35.3	43	28	65.1	25	14	56	55	27	49.1	142	141	99.3	55	45	81.8	43	41	95.3	57	55	96.5	72	50	69.4	51	12	23.5	49	31	63.3
	SHINGUWA HIGH	2019	7052202	2	10	8	80	17	17	100	17	11	64.7	17	12	70.6	130	128	98.5	105	79	75.2	42	36	85.7	62	36	58.1	66	50	75.8	22	14	63.6	17	15	88.2
	SHINGUWA HIGH	2018	7052202	2	11	5	45.5	10	5	50	11	7	63.6	11	4	36.4	70	70	100	58	40	69	28	27	96.4	56	36	64.3	42	21	50	25	8	32	21	10	47.6
	SHONDONI SECONDARY	2019	7053205	2							4	1	25	6	3	50	35	31	88.6	24	13	54.2	24	12	50	15	5	33.3	21	10	47.6						
	SHONDONI SECONDARY	2018	7053205	2							12	7	58.3	14	6	42.9	34	32	94.1	26	9	34.6	20	16	80	19	4	21.1	23	18	78.3						



Province Districts	Centre Name	Year	Centre No	Quintile	Accounting			Agricultural Sciences			Business Studies			Economics			English First Additional Language			Geography			History			Life Sciences			Mathematical Literacy			Mathematics			Physical Sciences		
					Total Wrote	Achieved 30-100%	% Achieved 30 and Above	Total Wrote	Achieved 30-100%	% Achieved 30 and Above	Total Wrote	Achieved 30-100%	% Achieved 30 and Above	Total Wrote	Achieved 30-100%	% Achieved 30 and Above	Total Wrote	Achieved 30-100%	% Achieved 30 and Above	Total Wrote	Achieved 30-100%	% Achieved 30-100%	Total Wrote	Achieved 30-100%	% Achieved 30-100%	Total Wrote	Achieved 30-100%	% Achieved 30-100%	Total Wrote	Achieved 30-100%	% Achieved 30-100%	Total Wrote	Achieved 30-100%	% Achieved 30-100%			
					VHEMBE WEST	SINTHUMULE SECONDARY	2019	7051502	2	34	34	100	58	50	86.2	33	32	97	31	25	80.6	247	242	98	148	125	84.5	55	47	85.5	109	94	86.2	103	85	82.5	94
	SINTHUMULE SECONDARY	2018	7051502	2	35	31	88.6	41	38	92.7	31	29	93.5	32	26	81.3	189	188	99.5	93	61	65.6	35	29	82.9	96	90	93.8	72	54	75	89	67	75.3	72	62	86.1
	SINUGANI SECONDARY	2019	7051604	2	2	1	50	25	19	76	2	1	50	2	1	50	51	42	82.4	27	11	40.7	16	12	75	37	20	54.1	28	18	64.3	11	7	63.6	10	9	90
	SINUGANI SECONDARY	2018	7051604	2	3	1	33.3	45	18	40	4	1	25	4	0	0	77	59	76.6	26	6	23.1	13	11	84.6	52	19	36.5	28	15	53.6	24	7	29.2	23	11	47.8
	SOLOMON MAELULA SECONDARY	2019	7051608	2				27	18	66.7							51	46	90.2	42	29	69				43	31	72.1	22	14	63.6	16	8	50	14	10	71.4
	SOLOMON MAELULA SECONDARY	2018	7051608	2				53	23	43.4							87	80	92	59	26	44.1				70	55	78.6	41	28	68.3	25	20	80	27	23	85.2
	SWOBANI SECONDARY	2019	7051505	2													42	36	85.7	18	13	72.2	31	19	61.3	11	5	45.5	35	18	51.4	4	1	25	7	3	42.9
	SWOBANI SECONDARY	2018	7051505	2													21	21	100	10	9	90	16	16	100	8	7	87.5	14	13	92.9	2	1	50	3	2	66.7
	SWONGOZWI SECONDARY	2019	7051507	2													84	82	97.6	75	50	66.7	62	52	83.9	54	22	40.7	52	39	75	9	4	44.4	9	3	33.3
	SWONGOZWI SECONDARY	2018	7051507	2													66	65	98.5	62	45	72.6	46	44	95.7	52	38	73.1	41	31	75.6	12	11	91.7	12	11	91.7
	THWALIMA SECONDARY	2019	7052402	2	21	8	38.1	22	12	54.5	16	10	62.5	13	9	69.2	101	95	94.1	28	14	50	37	31	83.8	17	11	64.7	46	24	52.2	18	10	55.6	17	9	52.9
	THWALIMA SECONDARY	2018	7052402	2	5	5	100	17	8	47.1	11	5	45.5	12	5	41.7	61	60	98.4	15	4	26.7	26	21	80.8	19	10	52.6	27	18	66.7	16	5	31.3	12	8	66.7
	TIYANI SECONDARY	2019	7052308	2	26	20	76.9	49	37	75.5	26	21	80.8	27	20	74.1	142	142	100	107	98	91.6				114	83	72.8				134	48	35.8	64	46	71.9
	TIYANI SECONDARY	2018	7052308	2	34	33	97.1	45	34	75.6	35	28	80	36	30	83.3	136	136	100	93	80	86				99	83	83.8				126	50	39.7	54	50	92.6
	TSHALA SECONDARY SCHOOL	2019	7051201	2	7	6	85.7	13	5	38.5	7	6	85.7	7	5	71.4	36	36	100	15	11	73.3				10	6	60	19	11	57.9	2	1	50	2	1	50
	TSHALA SECONDARY SCHOOL	2018	7051201	2	3	3	100	21	10	47.6	3	3	100	4	3	75	40	36	90	16	8	50				14	10	71.4	23	11	47.8	1	0	0			
	TSHAMAKWATINI SECONDARY	2019	7051203	2	7	5	71.4				9	6	66.7	9	4	44.4	87	86	98.9	52	34	65.4	28	26	92.9	77	29	37.7	29	22	75.9	27	12	44.4	28	16	57.1



Province Districts	Centre Name	Year	Centre No	Quintile	Accounting			Agricultural Sciences			Business Studies			Economics			English First Additional Language			Geography			History			Life Sciences			Mathematical Literacy			Mathematics			Physical Sciences		
					Total Wrote	Achieved 30-100%	% Achieved 30 and Above	Total Wrote	Achieved 30-100%	% Achieved 30 and Above	Total Wrote	Achieved 30-100%	% Achieved 30 and Above	Total Wrote	Achieved 30-100%	% Achieved 30 and Above	Total Wrote	Achieved 30-100%	% Achieved 30 and Above	Total Wrote	Achieved 30-100%	% Achieved 30-100%	Total Wrote	Achieved 30-100%	% Achieved 30-100%	Total Wrote	Achieved 30-100%	% Achieved 30-100%	Total Wrote	Achieved 30-100%	% Achieved 30-100%	Total Wrote	Achieved 30-100%	% Achieved 30-100%			
					VHEMBE WEST	TSHAMAKWATINI SECONDARY	2018	7051203	2	10	6	60				16	5	31.3	12	4	33.3	79	76	96.2	27	23	85.2	22	14	63.6	37	27	73	19	15	78.9	30
	TSHIANANE SECONDARY	2019	7051401	2				25	21	84						42	37	88.1	35	24	68.6				26	18	69.2	16	12	75	12	2	16.7				
	TSHIANANE SECONDARY	2018	7051401	2				53	27	50.9						71	68	95.8	57	36	63.2				45	27	60	45	29	64.4							
	TSHIAWELO SECONDARY	2019	7051707	3	10	9	90				16	12	75	15	10	66.7	132	131	99.2	103	64	62.1	63	62	98.4	42	30	71.4	67	56	83.6	32	12	37.5	29	21	72.4
	TSHIAWELO SECONDARY	2018	7051707	3	16	8	50				17	10	58.8	17	8	47.1	60	59	98.3	32	21	65.6	29	25	86.2	18	14	77.8	29	24	82.8	20	7	35	13	10	76.9
	TSHIEMUEMU SECONDARY	2019	7053102	2	9	9	100				32	29	90.6	32	19	59.4	111	111	100	64	63	98.4	52	51	98.1	56	38	67.9	68	58	85.3	22	11	50	13	12	92.3
	TSHIEMUEMU SECONDARY	2018	7053102	2	17	14	82.4				41	31	75.6	44	27	61.4	73	73	100	24	22	91.7	15	15	100	22	21	95.5	37	32	86.5	27	11	40.7	9	9	100
	TSHIFHENA SECONDARY	2019	7051105	2	7	5	71.4	27	19	70.4	7	6	85.7	13	7	53.8	79	76	96.2	63	56	88.9	15	15	100	49	33	67.3	32	29	90.6	21	10	47.6	15	12	80
	TSHIFHENA SECONDARY	2018	7051105	2	7	7	100	37	17	45.9	8	6	75	10	8	80	71	71	100	41	23	56.1	11	10	90.9	31	24	77.4	30	24	80	11	3	27.3	2	2	100
	TSHIITWA SECONDARY	2019	7052206	2	15	13	86.7	68	44	64.7	18	13	72.2	15	11	73.3	146	144	98.6	111	87	78.4	32	32	100	85	72	84.7	61	51	83.6	67	39	58.2	51	36	70.6
	TSHIITWA SECONDARY	2018	7052206	2	18	14	77.8	45	31	68.9	21	17	81	18	17	94.4	142	142	100	110	92	83.6	14	14	100	94	90	95.7	35	30	85.7	93	63	67.7	73	54	74
	TSHIKHUTHULA SECONDARY	2019	7052207	2	14	5	35.7	68	45	66.2	12	6	50	12	6	50	159	149	93.7	111	81	73	55	49	89.1	79	51	64.6	59	31	52.5	82	47	57.3	83	61	73.5
	TSHIKHUTHULA SECONDARY	2018	7052207	2	8	8	100	66	38	57.6	8	6	75	8	8	100	119	118	99.2	85	49	57.6	42	39	92.9	69	50	72.5	45	24	53.3	73	44	60.3	69	56	81.2
	TSHILAVHUTUME SECONDARY	2019	7053207	2				20	20	100						21	21	100	20	20	100				15	11	73.3	9	7	77.8	6	1	16.7				
	TSHILAVHUTUME SECONDARY	2018	7053207	2				12	11	91.7						12	12	100	12	8	66.7				12	7	58.3	10	9	90	2	1	50				
	TSHILOGONI SECONDARY	2019	7051207	2	8	7	87.5	31	22	71	6	6	100	7	6	85.7	81	73	90.1	23	17	73.9	24	23	95.8	39	22	56.4	39	24	61.5	20	15	75	20	17	85
	TSHILOGONI SECONDARY	2018	7051207	2	9	9	100	49	28	57.1	8	7	87.5	13	6	46.2	112	98	87.5	11	7	63.6	26	24	92.3	42	32	76.2	60	26	43.3	21	19	90.5	23	22	95.7
	TSHINANGE SECONDARY	2019	7052303	2	5	4	80	7	2	28.6	19	10	52.6	20	8	40	90	88	97.8	64	45	70.3	37	35	94.6	36	17	47.2	54	39	72.2	21	9	42.9	20	14	70
	TSHINANGE SECONDARY	2018	7052303	2	8	5	62.5	8	5	62.5	20	10	50	21	14	66.7	100	95	95	74	43	58.1	48	45	93.8	33	18	54.5	72	40	55.6	17	10	58.8	15	12	80

Province Districts	Centre Name	Year	Centre No	Quintile	Accounting			Agricultural Sciences			Business Studies			Economics			English First Additional Language			Geography			History			Life Sciences			Mathematical Literacy			Mathematics			Physical Sciences		
					Total Wrote	Achieved 30-100%	% Achieved 30 and Above	Total Wrote	Achieved 30-100%	% Achieved 30 and Above	Total Wrote	Achieved 30-100%	% Achieved 30 and Above	Total Wrote	Achieved 30-100%	% Achieved 30 and Above	Total Wrote	Achieved 30-100%	% Achieved 30 and Above	Total Wrote	Achieved 30-100%	% Achieved 30-100%	Total Wrote	Achieved 30-100%	% Achieved 30-100%	Total Wrote	Achieved 30-100%	% Achieved 30-100%	Total Wrote	Achieved 30-100%	% Achieved 30-100%	Total Wrote	Achieved 30-100%	% Achieved 30-100%			
					VHEMBE WEST	TSHINAVHE SECONDARY	2019	7053310	2	13	10	76.9	41	20	48.8	12	8	66.7	12	7	58.3	75	75	100	53	33	62.3				47	26	55.3	40	24	60	21
	TSHINAVHE SECONDARY	2018	7053310	2	12	11	91.7	23	7	30.4	15	10	66.7	16	12	75	59	57	96.6	27	18	66.7				27	14	51.9	35	24	68.6	20	7	35	10	7	70
	TSHIPETANE SECONDARY	2019	7053106	2	5	3	60				4	3	75	5	3	60	39	38	97.4	26	25	96.2	15	14	93.3	21	13	61.9	17	12	70.6	15	0	0	12	6	50
	TSHIPETANE SECONDARY	2018	7053106	2	6	6	100				7	6	85.7	7	6	85.7	47	47	100	26	22	84.6	24	23	95.8	24	9	37.5	14	13	92.9	17	9	52.9	12	7	58.3
	TSHIRULULUNI SECONDARY	2019	7051506	2				13	12	92.3							17	15	88.2	10	5	50				13	9	69.2				11	5	45.5	6	4	66.7
	TSHIRULULUNI SECONDARY	2018	7051506	2				12	9	75							14	14	100	7	5	71.4				14	6	42.9				12	1	8.3	6	2	33.3
	TSHIUNGULELA SECONDARY	2019	7051509	2				17	13	76.5							42	40	95.2	29	24	82.8	24	20	83.3	31	9	29	31	23	74.2	8	5	62.5	6	6	100
	TSHIUNGULELA SECONDARY	2018	7051509	2				19	12	63.2							42	42	100	24	16	66.7	23	18	78.3	32	24	75	26	16	61.5	13	8	61.5	9	7	77.8
	TSWIME SECONDARY	2019	7051204	2										4	2	50	44	39	88.6	35	13	37.1	33	16	48.5				33	13	39.4						
	TSWIME SECONDARY	2018	7051204	2										1	0	0	20	16	80	11	5	45.5	12	11	91.7				16	5	31.3						
	VELELAMBEU SECONDARY SCHOOL	2019	7051205	2				21	16	76.2							38	35	92.1	38	22	57.9				21	7	33.3	20	17	85						
	VELELAMBEU SECONDARY SCHOOL	2018	7051205	2				16	11	68.8							31	30	96.8	31	18	58.1				20	13	65	14	13	92.9	6	4	66.7	4	4	100
	VHAFAMADI SECONDARY	2019	7053302	2	26	26	100				27	27	100	28	22	78.6	121	121	100	81	81	100	35	34	97.1	74	72	97.3	52	48	92.3	59	54	91.5	47	47	100
	VHAFAMADI SECONDARY	2018	7053302	2	24	22	91.7				24	24	100	25	23	92	92	90	97.8	57	54	94.7	23	22	95.7	50	50	100	32	31	96.9	48	46	95.8	35	35	100
	VHALUVHU SECONDARY	2019	7052401	2				21	15	71.4							68	67	98.5	44	25	56.8	26	24	92.3	24	16	66.7	23	13	56.5	17	14	82.4	15	13	86.7
	VHALUVHU SECONDARY	2018	7052401	2				12	6	50							54	54	100	37	10	27	30	30	100	8	4	50	16	10	62.5	3	2	66.7	3	3	100
	VHUDZANI SECONDARY	2019	7053301	2				9	4	44.4							28	26	92.9	25	22	88	24	10	41.7	15	2	13.3	24	17	70.8						
	VHUDZANI SECONDARY	2018	7053301	2				7	2	28.6							18	17	94.4	10	7	70	7	5	71.4	13	6	46.2	13	7	53.8						

Province Districts	Centre Name	Year	Centre No	Quintile	Accounting			Agricultural Sciences			Business Studies			Economics			English First Additional Language			Geography			History			Life Sciences			Mathematical Literacy			Mathematics			Physical Sciences		
					Total Wrote	Achieved 30-100%	% Achieved 30 and Above	Total Wrote	Achieved 30-100%	% Achieved 30 and Above	Total Wrote	Achieved 30-100%	% Achieved 30 and Above	Total Wrote	Achieved 30-100%	% Achieved 30 and Above	Total Wrote	Achieved 30-100%	% Achieved 30 and Above	Total Wrote	Achieved 30-100%	% Achieved 30-100%	Total Wrote	Achieved 30-100%	% Achieved 30-100%	Total Wrote	Achieved 30-100%	% Achieved 30-100%	Total Wrote	Achieved 30-100%	% Achieved 30-100%	Total Wrote	Achieved 30-100%	% Achieved 30-100%			
					VHEMBE WEST	VHULAUDZI SECONDARY	2019	7051208	2	6	6	100	16	15	93.8	7	6	85.7	6	6	100	61	61	100	38	34	89.5				28	18	64.3	20	16	80	18
	VHULAUDZI SECONDARY	2018	7051208	2	12	4	33.3	24	9	37.5	6	3	50	6	4	66.7	76	76	100	10	9	90				48	24	50	19	13	68.4	10	3	30	9	6	66.7
	VHUSENDEKA SECONDARY	2019	7051108	2												15	14	93.3	12	7	58.3				12	7	58.3	6	3	50	6	2	33.3	9	5	55.6	
	VHUSENDEKA SECONDARY	2018	7051108	2				19	8	42.1						25	24	96	8	6	75				14	9	64.3	11	6	54.5	3	3	100	3	3	100	
	WATERVAL HIGH	2019	7051702	3	21	11	52.4				27	22	81.5	27	20	74.1	125	123	98.4	104	71	68.3	74	62	83.8	97	47	48.5	100	67	67	25	13	52	24	12	50
	WATERVAL HIGH	2018	7051702	3	31	23	74.2				31	27	87.1	31	18	58.1	121	120	99.2	90	75	83.3	59	57	96.6	90	67	74.4	88	69	78.4	33	15	45.5	31	14	45.2
	WILMARY CHRISTIAN LEARNING CENTRE	2019	7051592	9	5	5	100	11	10	90.9	3	2	66.7	4	2	50	31	30	96.8	24	24	100				21	20	95.2	14	13	92.9	14	13	92.9	14	14	100
	WILMARY CHRISTIAN LEARNING CENTRE	2018	7051592	99	7	7	100	10	9	90	4	4	100	4	4	100	27	25	92.6	20	19	95				17	16	94.1	13	13	100	11	11	100	11	11	100
	YINGWANI-RIBUNGWANI HIGH	2019	7052302	2				5	4	80						19	19	100	8	3	37.5	14	6	42.9	12	5	41.7	13	9	69.2	5	2	40	5	3	60	
	YINGWANI-RIBUNGWANI HIGH	2018	7052302	2				6	5	83.3						24	24	100	13	5	38.5	10	10	100	13	7	53.8	16	12	75	8	4	50	8	4	50	
WATERBERG 2	BAITSWE SECONDARY	2019	7012107	2				18	13	72.2				5	1	20	23	23	100	9	6	66.7				13	12	92.3	11	10	90.9	9	2	22.2	9	6	66.7
	BAITSWE SECONDARY	2018	7012107	2				27	5	18.5	6	0	0	13	1	7.7	40	40	100	16	3	18.8				19	5	26.3	14	9	64.3	13	4	30.8	10	4	40
	BATHOPELE SECONDARY	2019	7011405	2												72	72	100	72	72	100	53	53	100	72	65	90.3	53	52	98.1	19	14	73.7	19	18	94.7	
	BATHOPELE SECONDARY	2018	7011405	2												68	68	100	65	63	96.9	46	46	100	64	51	79.7	43	41	95.3	21	18	85.7	21	15	71.4	
	BATLHALERWA HIGH	2019	7012204	2	2	1	50	16	6	37.5	2	1	50	6	0	0	39	36	92.3							2	2	100	28	7	25	2	1	50	7	6	85.7
	BATLHALERWA HIGH	2018	7012204	2	8	1	12.5	41	12	29.3	8	2	25	17	2	11.8	92	75	81.5							40	12	30	53	2	3.8	23	7	30.4	22	14	63.6
	BELA-BELA SECONDARY	2019	7011404	3	2	1	50	47	39	83	14	3	21.4	13	5	38.5	150	150	100	90	77	85.6	71	61	85.9	49	37	75.5	92	61	66.3	28	12	42.9	10	9	90
	BELA-BELA SECONDARY	2018	7011404	3	4	2	50	54	38	70.4	10	7	70	10	5	50	149	149	100	59	43	72.9	59	53	89.8	48	41	85.4	64	44	68.8	30	12	40	16	10	62.5

Province Districts	Centre Name	Year	Centre No	Quintile	Accounting			Agricultural Sciences			Business Studies			Economics			English First Additional Language			Geography			History			Life Sciences			Mathematical Literacy			Mathematics			Physical Sciences					
					Total Wrote	Achieved 30-100%	% Achieved 30 and Above	Total Wrote	Achieved 30-100%	% Achieved 30 and Above	Total Wrote	Achieved 30-100%	% Achieved 30 and Above	Total Wrote	Achieved 30-100%	% Achieved 30 and Above	Total Wrote	Achieved 30-100%	% Achieved 30 and Above	Total Wrote	Achieved 30-100%	% Achieved 30-100%	Total Wrote	Achieved 30-100%	% Achieved 30-100%	Total Wrote	Achieved 30-100%	% Achieved 30-100%	Total Wrote	Achieved 30-100%	% Achieved 30-100%	Total Wrote	Achieved 30-100%	% Achieved 30-100%						
					WATERBERG 2	BOITHUTO INTERMEDIATE	2019	7012106	1				14	4	28.6										14	13	92.9	12	4	33.3				12	2	16.7	10	6	60	
	BOITHUTO INTERMEDIATE	2018	7012106	1				11	5	45.5							14	11	78.6	11	5	45.5							13	4	30.8	12	7	58.3						
	DIAMMONA SECONDARY	2019	7012211	2				10	4	40							16	16	100										10	3	30				6	1	16.7	15	2	13.3
	DIAMMONA SECONDARY	2018	7012211	2				15	8	53.3							21	18	85.7										13	6	46.2				14	0	0	16	1	6.3
	DIMPE SECONDARY	2019	7012209	2				19	9	47.4							43	41	95.3										20	10	50	11	10	90.9	11	6	54.5	11	8	72.7
	DIMPE SECONDARY	2018	7012209	2				36	7	19.4							46	45	97.8										30	16	53.3				35	7	20	35	13	37.1
	GROENVLEI SECONDARY	2019	7011603	1	16	11	68.8				21	18	85.7	16	15	93.8	42	42	100	25	24	96							25	24	96	19	19	100	22	18	81.8	21	12	57.1
	GROENVLEI SECONDARY	2018	7011603	1	13	10	76.9				13	10	76.9	13	11	84.6	32	32	100	19	17	89.5							19	17	89.5	18	16	88.9	14	14	100	19	17	89.5
	HOERSKOOL ELLISRAS	2019	7012301	5	10	10	100				37	28	75.7				102	102	100	50	47	94							61	59	96.7	63	63	100	53	53	100	56	56	100
	HOERSKOOL ELLISRAS	2018	7012301	4	19	16	84.2				43	17	39.5				104	104	100	18	18	100	15	14	93.3				51	49	96.1	49	48	98	63	54	85.7	56	55	98.2
	HOERSKOOL FRIKKIE MEYER	2019	7011601	5	21	20	95.2				56	51	91.1	24	20	83.3	119	119	100	54	53	98.1	26	26	100				50	50	100	96	96	100	40	40	100	40	39	97.5
	HOERSKOOL FRIKKIE MEYER	2018	7011601	5	28	25	89.3				71	66	93	33	32	97	147	147	100	59	57	96.6	15	15	100				49	49	100	92	92	100	52	52	100	33	32	97
	HOERSKOOL HANS STRIJDOM	2019	7011101	5	5	5	100				41	32	78				71	71	100	16	14	87.5							22	17	77.3	46	46	100	16	15	93.8	11	11	100
	HOERSKOOL HANS STRIJDOM	2018	7011101	5	15	13	86.7				36	27	75				64	64	100	24	23	95.8							19	17	89.5	34	34	100	26	25	96.2	15	15	100
	HOERSKOOL NYLSTROOM	2019	7011201	5	20	20	100				62	50	80.6				56	56	100	63	56	88.9							37	31	83.8	79	69	87.3	45	39	86.7	29	27	93.1
	HOERSKOOL NYLSTROOM	2018	7011201	5	26	24	92.3				41	34	82.9				48	48	100	55	55	100							48	43	89.6	58	57	98.3	41	35	85.4	29	26	89.7
	HOERSKOOL WARMBAD	2019	7011401	5	29	25	86.2				42	33	78.6	1	1	100	61	61	100	42	42	100							37	34	91.9	74	74	100	31	30	96.8	22	20	90.9
	HOERSKOOL WARMBAD	2018	7011401	5	18	18	100				69	60	87	1	1	100	51	51	100	53	53	100							44	44	100	74	72	97.3	38	32	84.2	25	23	92

Province Districts	Centre Name	Year	Centre No	Quintile	Accounting			Agricultural Sciences			Business Studies			Economics			English First Additional Language			Geography			History			Life Sciences			Mathematical Literacy			Mathematics			Physical Sciences		
					Total Wrote	Achieved 30-100%	% Achieved 30 and Above	Total Wrote	Achieved 30-100%	% Achieved 30 and Above	Total Wrote	Achieved 30-100%	% Achieved 30 and Above	Total Wrote	Achieved 30-100%	% Achieved 30 and Above	Total Wrote	Achieved 30-100%	% Achieved 30 and Above	Total Wrote	Achieved 30-100%	% Achieved 30-100%	Total Wrote	Achieved 30-100%	% Achieved 30-100%	Total Wrote	Achieved 30-100%	% Achieved 30-100%	Total Wrote	Achieved 30-100%	% Achieved 30-100%	Total Wrote	Achieved 30-100%	% Achieved 30-100%			
					WATERBERG 2	ITIRELENG SECONDARY SCHOOL	2019	7011504	2						8	2	25	5	1	20	17	17	100							9	2	22.2	10	3	30	7	1
	ITIRELENG SECONDARY SCHOOL	2018	7011504	2						20	4	20	20	2	10	28	27	96.4							8	6	75	23	7	30.4	5	3	60	8	3	37.5	
	KODUPO SECONDARY	2019	7012103	2	4	4	100						15	12	80	21	21	100	17	14	82.4				11	6	54.5	14	12	85.7	7	2	28.6				
	KODUPO SECONDARY	2018	7012103	2	9	7	77.8						14	14	100	16	16	100	14	11	78.6				6	5	83.3	8	8	100	8	8	100				
	LESEDING SECONDARY	2019	7011301	2						18	10	55.6	20	17	85	76	76	100	34	25	73.5	35	31	88.6	17	11	64.7	58	41	70.7	10	7	70	9	7	77.8	
	LESEDING SECONDARY	2018	7011301	2						15	8	53.3	15	12	80	41	39	95.1	11	9	81.8	19	16	84.2	7	6	85.7	26	20	76.9	5	3	60	5	4	80	
	LETAMONG COMBINED	2019	7011103	1									7	3	42.9	7	7	100	7	5	71.4							7	5	71.4							
	LETAMONG COMBINED	2018	7011103	1						5	4	80	4	1	25	11	11	100	4	1	25							10	4	40							
	LETUPU SECONDARY	2019	7012104	2	7	2	28.6			11	9	81.8	21	10	47.6	52	52	100	37	31	83.8				29	24	82.8	29	24	82.8	20	12	60	21	13	61.9	
	LETUPU SECONDARY	2018	7012104	2	4	4	100			7	7	100	17	14	82.4	29	29	100	17	16	94.1				13	13	100	13	13	100	9	8	88.9	9	8	88.9	
	MABALANE SELEKA TECHNICAL SCHOOL	2019	7012302	5												35	35	100														19	13	68.4	19	18	94.7
	MABALANE SELEKA TECHNICAL SCHOOL	2018	7012302	5												37	37	100													25	20	80	25	20	80	
	MABOGOPEDI HIGH	2019	7011602	1	3	2	66.7			3	3	100	4	4	100	52	52	100	47	26	55.3	33	30	90.9	44	20	45.5	34	24	70.6	5	3	60	3	2	66.7	
	MABOGOPEDI HIGH	2018	7011602	1	6	2	33.3			6	4	66.7	7	2	28.6	53	52	98.1	46	16	34.8	27	22	81.5	24	18	75	14	13	92.9	4	4	100	4	1	25	
	MAJADIBODU SECONDARY	2019	7012203	2	5	5	100	18	9	50	7	4	57.1	8	3	37.5	42	42	100	21	20	95.2				20	16	80	15	14	93.3	10	7	70	11	9	81.8
	MAJADIBODU SECONDARY	2018	7012203	2	4	2	50	26	4	15.4	4	0	0	7	3	42.9	89	77	86.5	39	21	53.8				30	15	50	38	16	42.1	13	10	76.9	15	9	60
	MAKHUTJISHA SENIOR SECONDARY	2019	7011102	2	14	9	64.3	16	10	62.5	14	11	78.6	13	11	84.6	101	101	100	60	44	73.3	14	12	85.7	64	23	35.9	52	38	73.1	43	4	9.3	11	11	100

Province Districts	Centre Name	Year	Centre No	Quintile	Accounting			Agricultural Sciences			Business Studies			Economics			English First Additional Language			Geography			History			Life Sciences			Mathematical Literacy			Mathematics			Physical Sciences		
					Total Wrote	Achieved 30-100%	% Achieved 30 and Above	Total Wrote	Achieved 30-100%	% Achieved 30 and Above	Total Wrote	Achieved 30-100%	% Achieved 30 and Above	Total Wrote	Achieved 30-100%	% Achieved 30 and Above	Total Wrote	Achieved 30-100%	% Achieved 30 and Above	Total Wrote	Achieved 30-100%	% Achieved 30-100%	Total Wrote	Achieved 30-100%	% Achieved 30-100%	Total Wrote	Achieved 30-100%	% Achieved 30-100%	Total Wrote	Achieved 30-100%	% Achieved 30-100%	Total Wrote	Achieved 30-100%	% Achieved 30-100%			
					WATERBERG 2	MAKHUTJISHA SENIOR SECONDARY	2018	7011102	2	22	9	40.9	9	5	55.6	35	11	31.4	27	9	33.3	123	123	100	45	35	77.8	4	4	100	60	31	51.7	54	36	66.7	32
MANANYE SECONDARY	2019	7012102	2	12		4	33.3	48	32	66.7	14	11	78.6	12	10	83.3	61	61	100	21	15	71.4				42	33	78.6	39	31	79.5	16	9	56.3	19	9	47.4
MANANYE SECONDARY	2018	7012102	2	5		3	60	41	35	85.4	19	10	52.6	6	5	83.3	55	54	98.2	12	6	50				45	39	86.7	28	28	100	15	14	93.3	17	14	82.4
MAOPE SECONDARY	2019	7011403	3	17		10	58.8	21	21	100	17	13	76.5	21	10	47.6	129	129	100	86	55	64	84	74	88.1	72	46	63.9	88	57	64.8	33	23	69.7	24	22	91.7
MAOPE SECONDARY	2018	7011403	3	13		7	53.8	30	27	90	13	11	84.6	14	10	71.4	94	94	100	35	22	62.9	47	43	91.5	56	38	67.9	35	23	65.7	40	20	50	27	14	51.9
MATHULASERA SECONDARY	2019	7012101	2					11	10	90.9							16	16	100	14	9	64.3				10	10	100	7	6	85.7	4	1	25			
MATHULASERA SECONDARY	2018	7012101	2					14	8	57.1						20	19	95	20	6	30				10	7	70	4	4	100	5	1	20				
MATSHWARA SECONDARY	2019	7012305	2	5		4	80	4	4	100	5	5	100	5	5	100	51	50	98	34	28	82.4				29	28	96.6	3	3	100	32	23	71.9	27	21	77.8
MATSHWARA SECONDARY	2018	7012305	2	14		5	35.7	74	10	13.5	16	7	43.8	22	9	40.9	216	208	96.3	135	53	39.3				115	56	48.7	23	10	43.5	106	44	41.5	67	31	46.3
MATSIABABA SECONDARY	2019	7012112	2											10	6	60	20	20	100	19	19	100				16	13	81.3	14	12	85.7	6	4	66.7	6	4	66.7
MATSIABABA SECONDARY	2018	7012112	2								18	7	38.9				33	31	93.9	29	18	62.1				28	18	64.3	19	11	57.9	10	4	40	10	6	60
MAZWE SECONDARY	2019	7012108	2					25	10	40	3	2	66.7	2	1	50	27	27	100	18	6	33.3				17	10	58.8	15	8	53.3	4	4	100	3	3	100
MAZWE SECONDARY	2018	7012108	2					28	10	35.7	8	3	37.5	9	3	33.3	36	33	91.7	16	3	18.8				19	9	47.4	20	6	30	7	5	71.4	6	4	66.7
MEETSETSHIHLA SECONDARY	2019	7011302	2					49	23	46.9	23	10	43.5				105	105	100							57	25	43.9	69	46	66.7	8	3	37.5	6	6	100
MEETSETSHIHLA SECONDARY	2018	7011302	2					22	15	68.2	22	11	50				60	60	100							37	30	81.1	39	25	64.1	11	5	45.5	10	4	40
MMAY SECONDARY	2019	7012208	2					20	16	80							23	23	100	23	23	100				21	19	90.5				21	2	9.5	3	3	100
MMAY SECONDARY	2018	7012208	2					22	16	72.7							27	27	100	27	16	59.3				27	15	55.6				27	0	0	5	1	20
MOHLAKAMOTALA HIGH	2019	7011303	2					8	6	75							60	57	95							8	6	75	27	16	59.3	8	4	50	9	2	22.2



Province Districts	Centre Name	Year	Centre No	Quintile	Accounting			Agricultural Sciences			Business Studies			Economics			English First Additional Language			Geography			History			Life Sciences			Mathematical Literacy			Mathematics			Physical Sciences				
					Total Wrote	Achieved 30-100%	% Achieved 30 and Above	Total Wrote	Achieved 30-100%	% Achieved 30 and Above	Total Wrote	Achieved 30-100%	% Achieved 30 and Above	Total Wrote	Achieved 30-100%	% Achieved 30 and Above	Total Wrote	Achieved 30-100%	% Achieved 30 and Above	Total Wrote	Achieved 30-100%	% Achieved 30-100%	Total Wrote	Achieved 30-100%	% Achieved 30-100%	Total Wrote	Achieved 30-100%	% Achieved 30-100%	Total Wrote	Achieved 30-100%	% Achieved 30-100%	Total Wrote	Achieved 30-100%	% Achieved 30-100%					
					WATERBERG 2	MOHLAKAMOTALA HIGH	2018	7011303	2				11	2	18.2						44	44	100							5	2	40	17	7	41.2	6	1	16.7	6
	MOKHARI SECONDARY	2019	7011106	1												47	45	95.7	22	14	63.6	24	16	66.7				22	13	59.1									
	MOKHARI SECONDARY	2018	7011106	1												56	56	100	19	8	42.1	62	21	33.9	22	6	27.3	10	6	60	6	0	0						
	MOKONENKWENOKO SECONDARY	2019	7012202	2	6	5	83.3	14	11	78.6	6	6	100	10	2	20	61	60	98.4	49	37	75.5				33	23	69.7	20	18	90	20	9	45	20	16	80		
	MOKONENKWENOKO SECONDARY	2018	7012202	2	12	2	16.7	23	1	4.3	11	5	45.5	14	2	14.3	95	85	89.5	74	17	23				46	18	39.1	29	12	41.4	23	4	17.4	29	16	55.2		
	MORAKOLO SECONDARY	2019	7012205	2	5	3	60				15	6	40	18	13	72.2	73	73	100	36	27	75	45	36	80	30	16	53.3	42	19	45.2	12	8	66.7	10	8	80		
	MORAKOLO SECONDARY	2018	7012205	2	9	3	33.3				16	6	37.5	19	7	36.8	98	93	94.9	43	18	41.9	50	20	40	44	26	59.1	23	10	43.5	27	13	48.1	26	14	53.8		
	MOSHIA SECONDARY	2019	7011304	1				12	11	91.7						14	13	92.9							10	8	80	11	9	81.8									
	MOSHIA SECONDARY	2018	7011304	1				9	5	55.6						25	23	92							5	4	80	5	4	80									
	MOTLHAJWA SECONDARY	2019	7012105	2							7	7	100			15	15	100	15	6	40				6	6	100	5	4	80	1	1	100	1	1	100	1	1	100
	MOTLHAJWA SECONDARY	2018	7012105	2							26	4	15.4			14	14	100	39	11	28.2				35	15	42.9	14	6	42.9	7	4	57.1	10	5	50			
	NALETSANA PRIMARY	2019	7011503	1							12	6	50			14	11	78.6	14	5	35.7				10	7	70	8	7	87.5									
	NALETSANA PRIMARY	2018	7011503	1							10	5	50			17	17	100	14	7	50				4	4	100	6	4	66.7									
	NORTHAM COMPREHENSIVE SCHOOL	2019	7011501	1							3	2	66.7	3	0	0	57	57	100	48	36	75	37	35	94.6	45	28	62.2	36	30	83.3	14	4	28.6	16	9	56.3		
	NORTHAM COMPREHENSIVE SCHOOL	2018	7011501	1	10	6	60				19	12	63.2	13	3	23.1	46	46	100	26	21	80.8				23	22	95.7	32	26	81.3	7	6	85.7	21	7	33.3		
	PHAGAMENG HIGH	2019	7011202	3	14	10	71.4	34	26	76.5	43	19	44.2	14	13	92.9	185	185	100	142	103	72.5	72	60	83.3	131	57	43.5	98	66	67.3	81	41	50.6	69	34	49.3		
	PHAGAMENG HIGH	2018	7011202	3	12	8	66.7	20	12	60	37	21	56.8	14	11	78.6	122	122	100	77	60	77.9	49	49	100	73	60	82.2	77	60	77.9	43	29	67.4	36	23	63.9		
	PHEGELELO HIGH SCHOOL	2019	7012304	1				19	15	78.9						19	19	100							11	10	90.9				16	11	68.8	14	12	85.7			



Province Districts	Centre Name	Year	Centre No	Quintile	Accounting			Agricultural Sciences			Business Studies			Economics			English First Additional Language			Geography			History			Life Sciences			Mathematical Literacy			Mathematics			Physical Sciences								
					Total Wrote	Achieved 30-100%	% Achieved 30 and Above	Total Wrote	Achieved 30-100%	% Achieved 30 and Above	Total Wrote	Achieved 30-100%	% Achieved 30 and Above	Total Wrote	Achieved 30-100%	% Achieved 30 and Above	Total Wrote	Achieved 30-100%	% Achieved 30 and Above	Total Wrote	Achieved 30-100%	% Achieved 30-100%	Total Wrote	Achieved 30-100%	% Achieved 30-100%	Total Wrote	Achieved 30-100%	% Achieved 30-100%	Total Wrote	Achieved 30-100%	% Achieved 30-100%	Total Wrote	Achieved 30-100%	% Achieved 30-100%									
					WATERBERG 2	PHEGELELO HIGH SCHOOL	2018	7012304	1	4	2	50	28	19	67.9	4	3	75	4	2	50	33	33	100							20	14	70				20	13	65	18	10	55.6	
RABODITSE SECONDARY	2019	7012210	2	10		4	40				9	4	44.4	14	4	28.6	14	12	85.7												9	2	22.2										
RABODITSE SECONDARY	2018	7012210	2	6		1	16.7				19	4	21.1	6	6	100	19	13	68.4											6	2	33.3											
RADINONG SECONDARY	2019	7012110	2					22	16	72.7	7	5	71.4	3	1	33.3	31	29	93.5	6	4	66.7				13	12	92.3	19	10	52.6	9	9	100	9	9	100						
RADINONG SECONDARY	2018	7012110	2	2		0	0	35	10	28.6	16	3	18.8	10	0	0	56	52	92.9	7	5	71.4				20	13	65	30	15	50	14	11	78.6	14	10	71.4						
RAELENG SECONDARY SCHOOL	2019	7011402	3	2		2	100				6	2	33.3	7	3	42.9	78	77	98.7	34	18	52.9	37	30	81.1	11	7	63.6	38	22	57.9	7	2	28.6	5	5	100						
RAELENG SECONDARY SCHOOL	2018	7011402	3	6		5	83.3				10	5	50	10	4	40	65	63	96.9	20	13	65	21	20	95.2	11	10	90.9	26	16	61.5	9	3	33.3	7	7	100						
RASERITE SECONDARY	2019	7012109	2	2		1	50				6	4	66.7	8	4	50	29	28	96.6	15	11	73.3				11	11	100	11	6	54.5	10	3	30	10	7	70						
RASERITE SECONDARY	2018	7012109	2	6		2	33.3				8	8	100	10	6	60	61	61	100	14	8	57.1				35	16	45.7	18	7	38.9	12	5	41.7	15	8	53.3						
ROEDTAN COMBINED	2019	7011104	2	10		0	0				12	1	8.3	12	1	8.3	12	10	83.3										8	6	75	3	0	0									
ROEDTAN COMBINED	2018	7011104	2	6		4	66.7				11	2	18.2	7	1	14.3	12	11	91.7										7	6	85.7	1	1	100									
SEOKETSENG SECONDARY	2019	7012201	2					20	13	65							31	31	100	19	14	73.7				18	15	83.3	12	8	66.7	9	2	22.2	5	2	40						
SEOKETSENG SECONDARY	2018	7012201	2					43	18	41.9							51	47	92.2	16	8	50				31	20	64.5	17	7	41.2	16	9	56.3	15	7	46.7						
SETHULA SECONDARY	2019	7012206	2														9	9	100	6	3	50				4	3	75				4	1	25	7	1	14.3						
SETHULA SECONDARY	2018	7012206	2														16	14	87.5	12	2	16.7				12	3	25				8	1	12.5	9	3	33.3						
SETTLERS AGRICULTURAL HIGH	2019	7011105	5	9		8	88.9	26	23	88.5	28	24	85.7													29	29	100				26	26	100	28	28	100	27	20	74.1	19	18	94.7
SETTLERS AGRICULTURAL HIGH	2018	7011105	5	11		6	54.5	37	34	91.9	28	16	57.1													39	33	84.6				35	32	91.4	39	39	100	26	21	80.8	21	15	71.4
SOLOMON MAHLANGU SECONDARY SCHOOL	2019	7011203	3	12	3	25				16	10	62.5	42	28	66.7	94	89	94.7	75	46	61.3						48	27	56.3	44	30	68.2	18	11	61.1	19	17	89.5					





# Mpumalanga

Province Districts	Centre Name	Year	Centre Number	Quintile	Subject Description																																
					Accounting			Agricultural Sciences			Business Studies			Economics			English First Additional Language			Geography			History			Life Sciences			Mathematical Literacy			Mathematics			Physical Sciences		
					Total Wrote	Achieved30-100%	% Achieved at 30% and Above	Total Wrote	Achieved30-100%	% Achieved at 30% and Above	Total Wrote	Achieved30-100%	% Achieved at 30% and Above	Total Wrote	Achieved30-100%	% Achieved at 30% and Above	Total Wrote	Achieved30-100%	% Achieved at 30% and Above	Total Wrote	Achieved30-100%	% Achieved at 30% and Above	Total Wrote	Achieved30-100%	% Achieved at 30% and Above	Total Wrote	Achieved30-100%	% Achieved at 30% and Above	Total Wrote	Achieved30-100%	% Achieved at 30% and Above	Total Wrote	Achieved30-100%	% Achieved at 30% and Above			
BOHLABELA	ACORN-OAKS COMPREHENSIVE HIGH SCHOOL	2019	6415794	1	65	61	93.8	63	61	96.8						54	54	100.0							65	60	92.3				65	46	70.8	65	48	73.8	
	ACORN-OAKS COMPREHENSIVE HIGH SCHOOL	2018	6415794	1	88	76	86.4	55	49	89.1						94	94	100.0							108	106	98.1				100	73	73.0	102	87	85.3	
	ACORNHOEK ACADEMY SCHOOL	2019	6415792	99				46	37	80.4	38	20	52.6	39	9	23.1	101	99	98.0	29	16	55.2				60	29	48.3	101	66	65.3						
	ACORNHOEK ACADEMY SCHOOL	2018	6415792	99				57	26	45.6	41	34	82.9	40	33	82.5	105	105	100.0	32	12	37.5				57	32	56.1	106	55	51.9						
	ALFRED MATSHINE COMMERCIAL SCHOOL	2019	6415508	1	53	38	71.7	57	47	82.5						56	56	100.0							57	42	73.7				54	23	42.6	55	40	72.7	
	ALFRED MATSHINE COMMERCIAL SCHOOL	2018	6415508	1	57	31	54.4	22	20	90.9	1	1	100.0	1	1	100.0	79	79	100.0							78	59	75.6				79	35	44.3	78	63	80.8
	BABINATAU SENIOR SECONDARY SCHOOL	2019	6415602	1				32	18	56.3				13	6	46.2	34	34	100.0						32	22	68.8	15	12	80.0	18	1	5.6	18	9	50.0	
	BABINATAU SENIOR SECONDARY SCHOOL	2018	6415602	1				21	15	71.4				12	8	66.7	21	21	100.0						21	15	71.4	12	11	91.7	9	2	22.2	9	9	100.0	
	BAKUTSWE HIGH SCHOOL	2019	6436510	1							19	12	63.2	32	15	46.9	27	27	100.0	30	26	86.7				46	19	41.3	22	22	100.0	20	1	5.0	19	2	10.5
	BAKUTSWE HIGH SCHOOL	2018	6436510	1	12	5	41.7				18	15	83.3	27	18	66.7	43	43	100.0	44	22	50.0				36	14	38.9	31	22	71.0	35	3	8.6	25	3	12.0
	BEN MATLOSHE HIGH SCHOOL	2019	6415509	1	6	6	100.0	62	25	40.3	17	10	58.8	17	3	17.6	67	67	100.0						49	22	44.9	53	39	73.6	11	3	27.3				
	BEN MATLOSHE HIGH SCHOOL	2018	6415509	1	6	6	100.0	44	29	65.9	15	10	66.7	15	11	73.3	46	46	100.0						29	23	79.3	36	29	80.6	10	2	20.0				

Province Districts	Subject Description																																				
	Centre Name	Year	Centre Number	Quintile	Accounting			Agricultural Sciences			Business Studies			Economics			English First Additional Language			Geography			History			Life Sciences			Mathematical Literacy			Mathematics			Physical Sciences		
					Total Wrote	Achieved30-100%	% Achieved at 30% and Above	Total Wrote	Achieved30-100%	% Achieved at 30% and Above	Total Wrote	Achieved30-100%	% Achieved at 30% and Above	Total Wrote	Achieved30-100%	% Achieved at 30% and Above	Total Wrote	Achieved30-100%	% Achieved at 30% and Above	Total Wrote	Achieved30-100%	% Achieved at 30% and Above	Total Wrote	Achieved30-100%	% Achieved at 30% and Above	Total Wrote	Achieved30-100%	% Achieved at 30% and Above	Total Wrote	Achieved30-100%	% Achieved at 30% and Above	Total Wrote	Achieved30-100%	% Achieved at 30% and Above			
BOHLABELA	BEN W MASHEGO SECONDARY SCHOOL	2019	6415506	1				33	20	60.6	31	24	77.4				40	40	100.0							31	9	29.0	34	25	73.5						
	BEN W MASHEGO SECONDARY SCHOOL	2018	6415506	1				29	26	89.7	42	27	64.3				51	50	98.0							50	30	60.0	37	23	62.2						
	BOMBANI SENIOR SECONDARY SCHOOL	2019	6426302	1	15	7	46.7	45	29	64.4	42	11	26.2	49	35	71.4	97	96	99.0	49	38	77.6	33	29	87.9	46	40	87.0	45	21	46.7	46	12	26.1	43	24	55.8
	BOMBANI SENIOR SECONDARY SCHOOL	2018	6426302	1	35	8	22.9	44	34	77.3	67	19	28.4	59	41	69.5	118	110	93.2	37	28	75.7	36	36	100.0	42	35	83.3	59	28	47.5	36	24	66.7	37	34	91.9
	BONDZENI HIGH SCHOOL	2019	6436701	1													58	58	100.0	43	42	97.7				11	9	81.8	37	28	75.7	11	6	54.5	11	5	45.5
	BONDZENI HIGH SCHOOL	2018	6436701	1													76	76	100.0	70	59	84.3				22	20	90.9	20	17	85.0	22	8	36.4	24	16	66.7
	BUNNY KHOSA HIGH SCHOOL	2019	6436709	1	12	9	75.0	35	31	88.6	12	9	75.0	12	6	50.0	87	87	100.0	43	36	83.7	27	27	100.0	85	60	70.6				71	26	36.6	71	42	59.2
	BUNNY KHOSA HIGH SCHOOL	2018	6436709	1	18	9	50.0	51	42	82.4							85	85	100.0	16	15	93.8				85	76	89.4				55	17	30.9	69	35	50.7
	BUSHBUCKRIDGE SECONDARY SCHOOL	2019	6426101	1				114	96	84.2							114	114	100.0				114	110	96.5	114	93	81.6				89	39	43.8	95	49	51.6
	BUSHBUCKRIDGE SECONDARY SCHOOL	2018	6426101	1				131	102	77.9							145	145	100.0							138	112	81.2				122	54	44.3	126	62	49.2
	CHAYAZA SECONDARY SCHOOL	2019	6436603	1	10	9	90.0	85	49	57.6							138	137	99.3	23	17	73.9				131	72	55.0				119	16	13.4	127	32	25.2
	CHAYAZA SECONDARY SCHOOL	2018	6436603	1	13	12	92.3	70	34	48.6							131	130	99.2	20	12	60.0				127	75	59.1				107	29	27.1	106	35	33.0
	DAYIMANI HIGH SCHOOL	2019	6415802	1	17	7	41.2	27	25	92.6				37	16	43.2	71	68	95.8							35	21	60.0				43	23	53.5	43	27	62.8

Province Districts	Centre Name	Year	Centre Number	Quintile	Subject Description																																			
					Accounting			Agricultural Sciences			Business Studies			Economics			English First Additional Language			Geography			History			Life Sciences			Mathematical Literacy			Mathematics			Physical Sciences					
					Total Wrote	Achieved30-100%	% Achieved at 30% and Above	Total Wrote	Achieved30-100%	% Achieved at 30% and Above	Total Wrote	Achieved30-100%	% Achieved at 30% and Above	Total Wrote	Achieved30-100%	% Achieved at 30% and Above	Total Wrote	Achieved30-100%	% Achieved at 30% and Above	Total Wrote	Achieved30-100%	% Achieved at 30% and Above	Total Wrote	Achieved30-100%	% Achieved at 30% and Above	Total Wrote	Achieved30-100%	% Achieved at 30% and Above	Total Wrote	Achieved30-100%	% Achieved at 30% and Above	Total Wrote	Achieved30-100%	% Achieved at 30% and Above						
BOHLABELA	DAYIMANI HIGH SCHOOL	2018	6415802	1	17	17	100.0	33	32	97.0				45	36	80.0	79	76	96.2							33	29	87.9				49	33	67.3	49	44	89.8			
	DITAU SECONDARY SCHOOL	2019	6426204	2	21	10	47.6	68	45	66.2	21	9	42.9	21	12	57.1	104	101	97.1						71	63	88.7	70	39	55.7	65	35	53.8	32	6	18.8	32	17	53.1	
	DITAU SECONDARY SCHOOL	2018	6426204	2	23	5	21.7	51	29	56.9	24	11	45.8	23	12	52.2	81	80	98.8						55	51	92.7	53	29	54.7	48	15	31.3	25	3	12.0	22	13	59.1	
	DIWITI SECONDARY SCHOOL	2019	6426104	1	2	2	100.0	23	22	95.7	3	2	66.7	3	2	66.7	25	25	100.0						20	20	100.0	16	16	100.0	1	1	100.0	18	6	33.3	18	16	88.9	
	DIWITI SECONDARY SCHOOL	2018	6426104	1	7	3	42.9	12	11	91.7	11	5	45.5	10	8	80.0	25	25	100.0						18	18	100.0	10	10	100.0				15	2	13.3	11	11	100.0	
	DLUMANA HIGH SCHOOL	2019	6415803	1										58	22	37.9	50	20	40.0	111	108	97.3				84	81	96.4	55	22	40.0	59	31	52.5	52	9	17.3	34	28	82.4
	DLUMANA HIGH SCHOOL	2018	6415803	1				29	23	79.3	92	44	47.8	62	40	64.5	141	130	92.2						96	96	100.0	71	41	57.7	86	24	27.9	55	45	81.8	37	25	67.6	
	DUMISANI HIGH SCHOOL	2019	6436601	1	22	6	27.3	25	25	100.0	21	12	57.1	22	17	77.3	159	153	96.2	124	64	51.6			99	95	96.0	150	111	74.0	102	35	34.3	66	39	59.1	42	31	73.8	
	DUMISANI HIGH SCHOOL	2018	6436601	1	41	8	19.5	18	17	94.4	38	15	39.5	41	35	85.4	127	125	98.4	68	38	55.9			49	49	100.0	86	61	70.9	49	19	38.8	78	41	52.6	37	27	73.0	
	DUMPHIES COMBINED SCHOOL	2019	6426310	1				118	51	43.2	68	36	52.9	55	32	58.2	200	190	95.0									122	101	82.8	69	38	55.1	120	88	73.3	118	109	92.4	
	DUMPHIES COMBINED SCHOOL	2018	6426310	1				40	34	85.0	32	26	81.3	31	22	71.0	91	84	92.3									40	33	82.5				66	38	57.6	39	38	97.4	
	E S MALELE SECONDARY SCHOOL	2019	6426207	1	10	7	70.0	22	19	86.4	22	18	81.8	4	1	25.0	24	24	100.0									18	12	66.7				24	9	37.5	12	8	66.7	
	E S MALELE SECONDARY SCHOOL	2018	6426207	1	9	5	55.6	20	14	70.0	25	18	72.0	16	7	43.8	26	26	100.0									11	9	81.8				19	5	26.3	9	5	55.6	

Province Districts	Centre Name	Year	Centre Number	Quintile	Subject Description																																
					Accounting			Agricultural Sciences			Business Studies			Economics			English First Additional Language			Geography			History			Life Sciences			Mathematical Literacy			Mathematics			Physical Sciences		
					Total Wrote	Achieved30-100%	% Achieved at 30% and Above	Total Wrote	Achieved30-100%	% Achieved at 30% and Above	Total Wrote	Achieved30-100%	% Achieved at 30% and Above	Total Wrote	Achieved30-100%	% Achieved at 30% and Above	Total Wrote	Achieved30-100%	% Achieved at 30% and Above	Total Wrote	Achieved30-100%	% Achieved at 30% and Above	Total Wrote	Achieved30-100%	% Achieved at 30% and Above	Total Wrote	Achieved30-100%	% Achieved at 30% and Above	Total Wrote	Achieved30-100%	% Achieved at 30% and Above	Total Wrote	Achieved30-100%	% Achieved at 30% and Above			
BOHLABELA	ERIC NXUMALO HIGH SCHOOL	2019	6426312	1	19	6	31.6	47	33	70.2	27	16	59.3	33	26	78.8	126	120	95.2				16	16	100.0	60	45	75.0				123	32	26.0	92	49	53.3
	ERIC NXUMALO HIGH SCHOOL	2018	6426312	1	17	14	82.4	49	21	42.9	34	28	82.4	39	37	94.9	126	121	96.0				17	17	100.0	42	42	100.0	9	1	11.1	117	28	23.9	71	71	100.0
	FRANK MAGHINYANA HIGH SCHOOL	2019	6415801	1				118	86	72.9							200	198	99.0	75	66	88.0	200	184	92.0	161	135	83.9				158	92	58.2	161	135	83.9
	FRANK MAGHINYANA HIGH SCHOOL	2018	6415801	1				153	116	75.8							185	185	100.0	27	26	96.3	185	180	97.3	154	127	82.5				152	100	65.8	154	134	87.0
	FREDDY SITHOLE HIGH SCHOOL	2019	6426007	1	10	8	80.0	94	77	81.9							178	174	97.8				36	35	97.2	41	41	100.0	27	9	33.3	101	17	16.8	128	41	32.0
	FREDDY SITHOLE HIGH SCHOOL	2018	6426007	1				126	46	36.5							188	176	93.6				32	27	84.4	55	41	74.5				126	22	17.5	126	29	23.0
	GERMANS CHILOANE HIGH SCHOOL	2019	6415704	1	21	14	66.7	22	21	95.5	20	17	85.0	21	17	81.0	95	90	94.7							39	30	76.9	69	46	66.7	26	18	69.2	20	18	90.0
	GERMANS CHILOANE HIGH SCHOOL	2018	6415704	1	16	4	25.0	25	24	96.0	16	7	43.8	16	9	56.3	132	111	84.1							53	44	83.0	39	27	69.2	30	16	53.3	23	23	100.0
	GEZINGQONDO SECONDARY SCHOOL	2019	6436609	1							12	7	58.3	9	9	100.0	60	60	100.0	51	46	90.2				42	29	69.0	12	12	100.0	38	10	26.3	44	35	79.5
	GEZINGQONDO SECONDARY SCHOOL	2018	6436609	1							22	13	59.1	12	11	91.7	42	42	100.0	33	25	75.8				14	11	78.6	17	17	100.0	13	7	53.8	19	11	57.9
	GODIDE HIGH SCHOOL	2019	6426309	1							50	40	80.0	38	23	60.5	86	86	100.0	32	25	78.1	78	73	93.6	35	24	68.6	54	37	68.5	18	9	50.0	15	15	100.0
	GODIDE HIGH SCHOOL	2018	6426309	1							81	30	37.0	68	24	35.3	110	101	91.8	29	17	58.6				44	31	70.5	59	14	23.7	33	10	30.3	27	21	77.8
HALEMELA SECONDARY SCHOOL	2019	6436509	1				9	7	77.8	5	5	100.0				13	13	100.0	7	5	71.4				11	7	63.6	12	10	83.3							



Province Districts	Centre Name	Year	Centre Number	Quintile	Subject Description																																
					Accounting			Agricultural Sciences			Business Studies			Economics			English First Additional Language			Geography			History			Life Sciences			Mathematical Literacy			Mathematics			Physical Sciences		
					Total Wrote	Achieved30-100%	% Achieved at 30% and Above	Total Wrote	Achieved30-100%	% Achieved at 30% and Above	Total Wrote	Achieved30-100%	% Achieved at 30% and Above	Total Wrote	Achieved30-100%	% Achieved at 30% and Above	Total Wrote	Achieved30-100%	% Achieved at 30% and Above	Total Wrote	Achieved30-100%	% Achieved at 30% and Above	Total Wrote	Achieved30-100%	% Achieved at 30% and Above	Total Wrote	Achieved30-100%	% Achieved at 30% and Above	Total Wrote	Achieved30-100%	% Achieved at 30% and Above	Total Wrote	Achieved30-100%	% Achieved at 30% and Above			
BOHLABELA	HALEMELA SECONDARY SCHOOL	2018	6436509	1				11	7	63.6	5	4	80.0				24	23	95.8	13	4	30.8				15	3	20.0	13	9	69.2						
	HLOMANI SECONDARY SCHOOL	2019	6436708	1	25	11	44.0	68	47	69.1	27	20	74.1	26	14	53.8	141	140	99.3	98	69	70.4	39	34	87.2	78	53	67.9	51	45	88.2	51	33	64.7	51	38	74.5
	HLOMANI SECONDARY SCHOOL	2018	6436708	1	8	6	75.0	45	37	82.2	42	21	50.0	42	17	40.5	181	179	98.9	128	59	46.1	84	62	73.8	48	43	89.6	131	69	52.7	49	26	53.1	48	28	58.3
	HLONG SECONDARY SCHOOL	2019	6436810	2				28	19	67.9	38	9	23.7				88	87	98.9							15	11	73.3	80	48	60.0	9	5	55.6	7	5	71.4
	HLONG SECONDARY SCHOOL	2018	6436810	2				14	14	100.0	37	16	43.2				70	70	100.0							16	14	87.5	63	23	36.5	9	7	77.8	8	7	87.5
	HOBO SECONDARY SCHOOL	2019	6436408	1				24	13	54.2							52	44	84.6				37	27	73.0	25	19	76.0	27	8	29.6	12	6	50.0	12	10	83.3
	HOBO SECONDARY SCHOOL	2018	6436408	1				23	15	65.2							40	38	95.0				22	16	72.7	38	19	50.0	20	5	25.0	14	8	57.1	14	13	92.9
	HOEDSPRUIT INDEPENDENT COLLEGE	2019	6415793	99	2	2	100.0	10	8	80.0	9	2	22.2	7	4	57.1	28	28	100.0	14	12	85.7	18	17	94.4	27	17	63.0	21	16	76.2	19	5	26.3	9	9	100.0
	HOEDSPRUIT INDEPENDENT COLLEGE	2018	6415793	99	11	9	81.8	18	13	72.2	26	15	57.7	34	21	61.8	51	49	96.1	15	10	66.7	10	7	70.0	19	11	57.9	41	21	51.2	23	9	39.1	7	6	85.7
	HOËRSKOOL LYDENBURG	2019	6436902	5	22	22	100.0				59	51	86.4				111	111	100.0	52	52	100.0				94	85	90.4	116	114	98.3	62	57	91.9	52	50	96.2
	HOËRSKOOL LYDENBURG	2018	6436902	5	24	24	100.0				69	68	98.6				128	128	100.0	54	54	100.0				97	90	92.8	116	116	100.0	64	63	98.4	56	56	100.0
	HOËRSKOOL SYBRAND VAN NIEKERK	2019	6436808	5	19	17	89.5				42	37	88.1				13	13	100.0	22	21	95.5				35	32	91.4	32	32	100.0	52	41	78.8	44	43	97.7

Province Districts	Subject Description																																				
	Centre Name	Year	Centre Number	Quintile	Accounting			Agricultural Sciences			Business Studies			Economics			English First Additional Language			Geography			History			Life Sciences			Mathematical Literacy			Mathematics			Physical Sciences		
					Total Wrote	Achieved30-100%	% Achieved at 30% and Above	Total Wrote	Achieved30-100%	% Achieved at 30% and Above	Total Wrote	Achieved30-100%	% Achieved at 30% and Above	Total Wrote	Achieved30-100%	% Achieved at 30% and Above	Total Wrote	Achieved30-100%	% Achieved at 30% and Above	Total Wrote	Achieved30-100%	% Achieved at 30% and Above	Total Wrote	Achieved30-100%	% Achieved at 30% and Above	Total Wrote	Achieved30-100%	% Achieved at 30% and Above	Total Wrote	Achieved30-100%	% Achieved at 30% and Above	Total Wrote	Achieved30-100%	% Achieved at 30% and Above			
BOHLABELA	HOËRSKOOL SYBRAND VAN NIEKERK	2018	6436808	5	18	17	94.4				58	45	77.6				10	10	100.0	8	8	100.0				50	49	98.0	32	32	100.0	67	53	79.1	43	43	100.0
	HOYOHoyo SENIOR SECONDARY SCHOOL	2019	6436407	2	8	3	37.5				24	4	16.7	8	1	12.5	62	62	100.0	54	33	61.1	24	18	75.0	26	16	61.5	25	11	44.0	33	12	36.4	25	20	80.0
	HOYOHoyo SENIOR SECONDARY SCHOOL	2018	6436407	2	10	4	40.0				25	7	28.0	8	3	37.5	77	73	94.8	62	29	46.8	34	25	73.5	22	18	81.8	45	9	20.0	32	11	34.4	24	20	83.3
	IAN MACKENZI HIGH SCHOOL	2019	6436707	1				15	14	93.3							75	72	96.0	49	31	63.3	53	40	75.5	23	18	78.3	56	27	48.2	14	9	64.3	13	10	76.9
	IAN MACKENZI HIGH SCHOOL	2018	6436707	1				14	12	85.7							86	78	90.7	28	21	75.0	31	20	64.5	67	21	31.3	57	23	40.4	15	5	33.3	11	6	54.5
	JAMES KHOSA SENIOR SECONDARY SCHOOL	2019	6436406	2				37	31	83.8	17	7	41.2	14	12	85.7	108	102	94.4	77	51	66.2	50	43	86.0	44	32	72.7	53	14	26.4	41	17	41.5	41	23	56.1
	JAMES KHOSA SENIOR SECONDARY SCHOOL	2018	6436406	2	14	5	35.7	31	22	71.0	14	13	92.9	14	13	92.9	89	89	100.0	77	41	53.2	44	41	93.2	32	30	93.8	43	8	18.6	46	22	47.8	33	20	60.6
	KADISHI SECONDARY SCHOOL	2019	6436802	2				15	8	53.3	11	5	45.5				43	43	100.0	31	26	83.9				13	11	84.6	30	16	53.3	4	4	100.0	3	3	100.0
	KADISHI SECONDARY SCHOOL	2018	6436802	2				19	11	57.9	8	5	62.5				40	40	100.0	27	24	88.9				18	16	88.9	19	14	73.7	11	4	36.4	4	4	100.0
	KELEDI SENIOR SECONDARY SCHOOL	2019	6415502	1	5	0	0.0	15	10	66.7	9	8	88.9	5	5	100.0	49	46	93.9							29	7	24.1	20	9	45.0	12	2	16.7	11	5	45.5
	KELEDI SENIOR SECONDARY SCHOOL	2018	6415502	1	7	3	42.9	31	20	64.5	16	15	93.8	11	11	100.0	64	62	96.9							29	25	86.2	10	6	60.0	22	4	18.2	16	4	25.0
	KHAYIMANI INDEPENDENT COLLEGE	2018	6436792	99				21	8	38.1							29	29	100.0	14	3	21.4	8	6	75.0	24	9	37.5	14	2	14.3	15	1	6.7	15	2	13.3

Province Districts	Subject Description																																						
	Centre Name	Year	Centre Number	Quintile	Accounting			Agricultural Sciences			Business Studies			Economics			English First Additional Language			Geography			History			Life Sciences			Mathematical Literacy			Mathematics			Physical Sciences				
					Total Wrote	Achieved30-100%	% Achieved at 30% and Above	Total Wrote	Achieved30-100%	% Achieved at 30% and Above	Total Wrote	Achieved30-100%	% Achieved at 30% and Above	Total Wrote	Achieved30-100%	% Achieved at 30% and Above	Total Wrote	Achieved30-100%	% Achieved at 30% and Above	Total Wrote	Achieved30-100%	% Achieved at 30% and Above	Total Wrote	Achieved30-100%	% Achieved at 30% and Above	Total Wrote	Achieved30-100%	% Achieved at 30% and Above	Total Wrote	Achieved30-100%	% Achieved at 30% and Above	Total Wrote	Achieved30-100%	% Achieved at 30% and Above					
BOHLABELA	KUFAKWEZWE SECONDARY SCHOOL	2019	6426009	1													80	79	98.8	70	41	58.6	60	44	73.3	19	10	52.6	54	18	33.3	20	4	20.0	20	5	25.0		
	KUFAKWEZWE SECONDARY SCHOOL	2018	6426009	1													80	80	100.0	93	32	34.4	66	55	83.3	19	15	78.9	75	21	28.0	19	10	52.6	19	14	73.7		
	KURHULA SECONDARY SCHOOL	2019	6436793	1													58	58	100.0	54	44	81.5	45	42	93.3	13	13	100.0	43	32	74.4	13	6	46.2	13	13	100.0		
	KURHULA SECONDARY SCHOOL	2018	6436793	1													50	50	100.0	50	35	70.0	27	27	100.0	23	21	91.3	27	15	55.6	23	15	65.2	23	22	95.7		
	L M MOKOENA HIGH SCHOOL	2019	6436508	2	12	9	75.0	39	34	87.2	17	8	47.1				73	73	100.0	72	61	84.7	6	6	100.0	59	36	61.0				52	19	36.5	53	26	49.1		
	L M MOKOENA HIGH SCHOOL	2018	6436508	2	13	9	69.2	39	38	97.4	21	11	52.4				79	79	100.0	75	56	74.7	21	18	85.7	56	42	75.0				66	21	31.8	62	27	43.5		
	LAMULELANI HIGH SCHOOL	2019	6436507	2							7	2	28.6				25	20	80.0	12	8	66.7				13	12	92.3	12	4	33.3	4	2	50.0	4	4	100.0		
	LAMULELANI HIGH SCHOOL	2018	6436507	2							28	0	0.0				27	25	92.6	32	2	6.3				31	2	6.5	33	0	0.0	7	0	0.0	7	0	0.0		
	LANGA SECONDARY SCHOOL	2019	6425908	1	14	8	57.1	40	38	95.0	8	5	62.5	17	16	94.1	83	82	98.8						56	46	82.1	40	40	100.0	59	20	33.9	45	18	40.0	40	33	82.5
	LANGA SECONDARY SCHOOL	2018	6425908	1	3	3	100.0	30	25	83.3	7	7	100.0	8	8	100.0	117	112	95.7						76	73	96.1	28	26	92.9	72	10	13.9	32	7	21.9	27	25	92.6
	LEHLASEDI HIGH SCHOOL	2019	6426206	1	66	44	66.7	44	34	77.3	17	4	23.5	7	5	71.4	128	128	100.0						66	66	100.0	113	82	72.6				99	50	50.5	100	54	54.0
	LEHLASEDI HIGH SCHOOL	2018	6426206	1	59	39	66.1	65	59	90.8	37	20	54.1	15	14	93.3	159	159	100.0						94	93	98.9	158	117	74.1				155	46	29.7	104	56	53.8
	LEKETE HIGH SCHOOL	2019	6415401	1	16	15	93.8										98	97	99.0														48	30	62.5	51	46	90.2	

Province Districts	Centre Name	Year	Centre Number	Quintile	Subject Description																																
					Accounting			Agricultural Sciences			Business Studies			Economics			English First Additional Language			Geography			History			Life Sciences			Mathematical Literacy			Mathematics			Physical Sciences		
					Total Wrote	Achieved30-100%	% Achieved at 30% and Above	Total Wrote	Achieved30-100%	% Achieved at 30% and Above	Total Wrote	Achieved30-100%	% Achieved at 30% and Above	Total Wrote	Achieved30-100%	% Achieved at 30% and Above	Total Wrote	Achieved30-100%	% Achieved at 30% and Above	Total Wrote	Achieved30-100%	% Achieved at 30% and Above	Total Wrote	Achieved30-100%	% Achieved at 30% and Above	Total Wrote	Achieved30-100%	% Achieved at 30% and Above	Total Wrote	Achieved30-100%	% Achieved at 30% and Above	Total Wrote	Achieved30-100%	% Achieved at 30% and Above			
BOHLABELA	LEKETE HIGH SCHOOL	2018	6415401	1	26	25	96.2								145	145	100.0							61	56	91.8				63	35	55.6	85	67	78.8		
	LETHIPELE SENIOR SECONDARY SCHOOL	2019	6415402	1	9	8	88.9			34	5	14.7			60	55	91.7	27	20	74.1	29	13	44.8	12	8	66.7	22	19	86.4	10	7	70.0	10	7	70.0		
	LETHIPELE SENIOR SECONDARY SCHOOL	2018	6415402	1	17	11	64.7	1	0	0.0	19	14	73.7			47	47	100.0	24	14	58.3			35	19	54.3	23	7	30.4	24	12	50.0	19	13	68.4		
	LETSHELE SENIOR SECONDARY SCHOOL	2019	6426202	1	17	14	82.4	103	69	67.0	16	10	62.5	19	9	47.4	154	151	98.1	35	32	91.4	58	36	62.1	96	46	47.9	39	23	59.0	89	16	18.0	73	39	53.4
	LETSHELE SENIOR SECONDARY SCHOOL	2018	6426202	1	12	11	91.7	73	44	60.3	14	10	71.4	14	13	92.9	122	121	99.2	46	25	54.3	55	39	70.9	75	35	46.7	50	21	42.0	61	16	26.2	53	22	41.5
	LM KGANANE SECONDARY SCHOOL	2019	6436809	1	13	12	92.3	36	35	97.2	32	18	56.3	32	28	87.5	100	100	100.0	48	43	89.6			62	49	79.0	64	58	90.6	36	16	44.4	16	8	50.0	
	LM KGANANE SECONDARY SCHOOL	2018	6436809	1	16	10	62.5	34	33	97.1	27	19	70.4	27	27	100.0	92	92	100.0	42	35	83.3			59	45	76.3	53	46	86.8	39	14	35.9	20	15	75.0	
	LUKA HIGH SCHOOL	2019	6436706	1	16	11	68.8	24	20	83.3	16	12	75.0	17	11	64.7	81	81	100.0	42	27	64.3	43	41	95.3	26	13	50.0	52	37	71.2	30	10	33.3	27	18	66.7
	LUKA HIGH SCHOOL	2018	6436706	1	18	14	77.8	47	39	83.0	18	14	77.8	18	11	61.1	98	98	100.0	33	14	42.4	32	31	96.9	48	39	81.3	49	24	49.0	49	14	28.6	48	24	50.0
	M L NKUNA HIGH SCHOOL	2019	6436608	1	8	5	62.5	117	69	59.0						143	141	98.6	9	7	77.8	10	8	80.0	135	97	71.9				114	20	17.5	104	35	33.7	
	M L NKUNA HIGH SCHOOL	2018	6436608	1	4	3	75.0	79	65	82.3				6	6	100.0	143	143	100.0	14	13	92.9	9	8	88.9	89	80	89.9	12	8	66.7	82	28	34.1	83	34	41.0
	MAAKERE HIGH SCHOOL	2019	6415403	1				64	37	57.8	14	5	35.7	1	1	100.0	65	63	96.9						51	41	80.4				65	0	0.0	13	7	53.8	
	MAAKERE HIGH SCHOOL	2018	6415403	1				44	32	72.7	10	6	60.0				44	44	100.0						34	27	79.4				44	7	15.9	19	10	52.6	
	MABARHULE HIGH SCHOOL	2019	6436705	1												89	87	97.8	75	60	80.0	57	52	91.2	18	16	88.9	49	33	67.3	19	8	42.1	31	15	48.4	

Province Districts	Centre Name	Year	Centre Number	Quintile	Subject Description																																
					Accounting			Agricultural Sciences			Business Studies			Economics			English First Additional Language			Geography			History			Life Sciences			Mathematical Literacy			Mathematics			Physical Sciences		
					Total Wrote	Achieved30-100%	% Achieved at 30% and Above	Total Wrote	Achieved30-100%	% Achieved at 30% and Above	Total Wrote	Achieved30-100%	% Achieved at 30% and Above	Total Wrote	Achieved30-100%	% Achieved at 30% and Above	Total Wrote	Achieved30-100%	% Achieved at 30% and Above	Total Wrote	Achieved30-100%	% Achieved at 30% and Above	Total Wrote	Achieved30-100%	% Achieved at 30% and Above	Total Wrote	Achieved30-100%	% Achieved at 30% and Above	Total Wrote	Achieved30-100%	% Achieved at 30% and Above	Total Wrote	Achieved30-100%	% Achieved at 30% and Above			
BOHLABELA	MABARHULE HIGH SCHOOL	2018	6436705	1	14	13	92.9						22	14	63.6	155	152	98.1	115	66	57.4	101	99	98.0	29	27	93.1	80	38	47.5	40	14	35.0	26	15	57.7	
	MACHAYE SENIOR SECONDARY SCHOOL	2019	6425902	1						10	4	40.0	10	1	10.0	34	31	91.2							24	5	20.8				34	1	2.9	24	1	4.2	
	MACHAYE SENIOR SECONDARY SCHOOL	2018	6425902	1						32	1	3.1	31	1	3.2	51	45	88.2							28	6	21.4	32	1	3.1	28	1	3.6	28	0	0.0	
	MADIBA HIGH SCHOOL	2019	6436704	1						72	39	54.2	40	26	65.0	124	118	95.2	11	9	81.8	51	30	58.8	22	11	50.0	74	64	86.5	9	6	66.7	9	8	88.9	
	MADIBA HIGH SCHOOL	2018	6436704	1						80	20	25.0	41	26	63.4	110	100	90.9	17	16	94.1	52	34	65.4	17	17	100.0	80	44	55.0	17	11	64.7	17	12	70.6	
	MADIZI SECONDARY SCHOOL	2019	6415603	1				31	16	51.6							68	65	95.6	50	31	62.0	37	28	75.7	31	22	71.0	36	16	44.4	31	9	29.0	27	13	48.1
	MADIZI SECONDARY SCHOOL	2018	6415603	1				36	25	69.4							69	65	94.2	69	38	55.1	33	25	75.8	36	27	75.0	33	10	30.3	36	17	47.2	28	22	78.6
	MADLALA HIGH SCHOOL	2019	6436703	1	19	8	42.1				19	16	84.2	19	11	57.9	190	184	96.8	171	97	56.7	121	69	57.0	171	82	48.0	139	69	49.6	51	20	39.2	50	32	64.0
	MADLALA HIGH SCHOOL	2018	6436703	1	17	4	23.5				19	13	68.4	18	10	55.6	147	146	99.3	128	72	56.3	79	74	93.7	128	87	68.0	95	62	65.3	46	17	37.0	49	30	61.2
	MADZUMA HIGH SCHOOL	2019	6436607	1													55	54	98.2	32	31	96.9	37	29	78.4	41	26	63.4	29	14	48.3	19	8	42.1	20	18	90.0
	MADZUMA HIGH SCHOOL	2018	6436607	1													44	44	100.0	46	42	91.3	31	30	96.8	43	33	76.7	26	14	53.8	17	12	70.6	17	17	100.0
	MAFEMANI NXUMALO SECONDARY SCHOOL	2019	6426305	1	21	21	100.0	81	73	90.1	113	59	52.2	31	29	93.5	235	224	95.3	73	68	93.2	120	109	90.8	108	95	88.0	103	63	61.2	107	54	50.5	80	71	88.8
MAFEMANI NXUMALO SECONDARY SCHOOL	2018	6426305	1	15	14	93.3	107	89	83.2	95	51	53.7	25	25	100.0	254	246	96.9	109	92	84.4	123	92	74.8	125	96	76.8	96	52	54.2	130	82	63.1	102	89	87.3	

Province Districts	Centre Name	Year	Centre Number	Quintile	Subject Description																																
					Accounting			Agricultural Sciences			Business Studies			Economics			English First Additional Language			Geography			History			Life Sciences			Mathematical Literacy			Mathematics			Physical Sciences		
					Total Wrote	Achieved30-100%	% Achieved at 30% and Above	Total Wrote	Achieved30-100%	% Achieved at 30% and Above	Total Wrote	Achieved30-100%	% Achieved at 30% and Above	Total Wrote	Achieved30-100%	% Achieved at 30% and Above	Total Wrote	Achieved30-100%	% Achieved at 30% and Above	Total Wrote	Achieved30-100%	% Achieved at 30% and Above	Total Wrote	Achieved30-100%	% Achieved at 30% and Above	Total Wrote	Achieved30-100%	% Achieved at 30% and Above	Total Wrote	Achieved30-100%	% Achieved at 30% and Above	Total Wrote	Achieved30-100%	% Achieved at 30% and Above			
BOHLABELA	MAGABOTSE SECONDARY SCHOOL	2019	6426103	1	16	4	25.0	44	26	59.1	53	21	39.6	16	7	43.8	104	102	98.1	43	11	25.6	45	29	64.4	39	25	64.1	41	16	39.0	53	14	26.4	38	12	31.6
	MAGABOTSE SECONDARY SCHOOL	2018	6426103	1	21	14	66.7	57	43	75.4	65	34	52.3	21	16	76.2	124	122	98.4	61	41	67.2	61	57	93.4	39	32	82.1	52	26	50.0	67	17	25.4	38	30	78.9
	MAGIGWANA SECONDARY SCHOOL	2019	6426308	1	10	5	50.0	75	70	93.3	83	74	89.2	114	90	78.9	285	269	94.4				85	82	96.5	110	109	99.1	141	63	44.7	105	99	94.3	96	88	91.7
	MAGIGWANA SECONDARY SCHOOL	2018	6426308	1				65	41	63.1	112	38	33.9	112	34	30.4	387	361	93.3				84	81	96.4	180	169	93.9	195	128	65.6	141	128	90.8	127	104	81.9
	MAGWAGWAZA SECONDARY SCHOOL	2019	6415706	1	7	7	100.0	21	16	76.2							69	65	94.2	19	5	26.3	21	11	52.4	28	14	50.0	20	6	30.0	28	9	32.1	28	17	60.7
	MAGWAGWAZA SECONDARY SCHOOL	2018	6415706	1	28	16	57.1	46	26	56.5							72	71	98.6	1	1	100.0				65	29	44.6				62	21	33.9	65	40	61.5
	MAHASHE SECONDARY SCHOOL	2019	6415701	1	20	14	70.0	35	7	20.0	20	14	70.0	20	16	80.0	103	99	96.1	88	35	39.8				52	34	65.4	50	31	62.0	57	19	33.3	51	27	52.9
	MAHASHE SECONDARY SCHOOL	2018	6415701	1	33	13	39.4	39	14	35.9	34	24	70.6	33	15	45.5	114	114	100.0	68	28	41.2				38	29	76.3	39	24	61.5	60	7	11.7	27	17	63.0
	MAHLALE HIGH SCHOOL	2019	6415809	1	29	7	24.1				29	26	89.7	27	7	25.9	186	173	93.0	97	37	38.1	182	157	86.3	68	58	85.3	90	52	57.8	94	57	60.6	54	44	81.5
	MAHLALE HIGH SCHOOL	2018	6415809	1	27	10	37.0	57	39	68.4	90	67	74.4	33	23	69.7	156	151	96.8	61	17	27.9	154	135	87.7	56	47	83.9	61	22	36.1	83	12	14.5	48	35	72.9
	MAHUVU SECONDARY SCHOOL	2019	6426307	1	17	8	47.1	45	23	51.1	65	40	61.5	54	38	70.4	128	106	82.8	15	11	73.3				61	39	63.9	51	21	41.2	56	25	44.6	41	25	61.0
	MAHUVU SECONDARY SCHOOL	2018	6426307	1	13	10	76.9	42	40	95.2	36	26	72.2	27	25	92.6	84	75	89.3							31	26	83.9	21	14	66.7	27	11	40.7	25	11	44.0
	MAKATA HIGH SCHOOL	2019	6415501	1	18	13	72.2	15	9	60.0	28	10	35.7	24	13	54.2	48	47	97.9							15	9	60.0	28	22	78.6						

Province Districts	Centre Name	Year	Centre Number	Quintile	Subject Description																																
					Accounting			Agricultural Sciences			Business Studies			Economics			English First Additional Language			Geography			History			Life Sciences			Mathematical Literacy			Mathematics			Physical Sciences		
					Total Wrote	Achieved30-100%	% Achieved at 30% and Above	Total Wrote	Achieved30-100%	% Achieved at 30% and Above	Total Wrote	Achieved30-100%	% Achieved at 30% and Above	Total Wrote	Achieved30-100%	% Achieved at 30% and Above	Total Wrote	Achieved30-100%	% Achieved at 30% and Above	Total Wrote	Achieved30-100%	% Achieved at 30% and Above	Total Wrote	Achieved30-100%	% Achieved at 30% and Above	Total Wrote	Achieved30-100%	% Achieved at 30% and Above	Total Wrote	Achieved30-100%	% Achieved at 30% and Above	Total Wrote	Achieved30-100%	% Achieved at 30% and Above			
BOHLABELA	MAKATA HIGH SCHOOL	2018	6415501	1	17	5	29.4	24	14	58.3	31	16	51.6	14	10	71.4	58	56	96.6						20	14	70.0	15	7	46.7	14	4	28.6	10	6	60.0	
	MAKHOSANA MANZINI HIGH SCHOOL	2019	6436606	1													210	209	99.5	157	117	74.5	38	33	86.8	171	78	45.6			156	70	44.9	157	92	58.6	
	MAKHOSANA MANZINI HIGH SCHOOL	2018	6436606	1													180	180	100.0	152	106	69.7	21	18	85.7	159	92	57.9			152	76	50.0	152	97	63.8	
	MAKUKU SECONDARY SCHOOL	2019	6436805	2													57	57	100.0	34	27	79.4				28	13	46.4	22	13	59.1	30	8	26.7	30	10	33.3
	MAKUKU SECONDARY SCHOOL	2018	6436805	2													60	60	100.0	43	32	74.4				40	27	67.5	21	19	90.5	33	11	33.3	29	9	31.0
	MALAMULE HIGH SCHOOL	2019	6426306	1	8	4	50.0	68	36	52.9							68	66	97.1							52	38	73.1	34	20	58.8	31	7	22.6	57	15	26.3
	MALAMULE HIGH SCHOOL	2018	6426306	1	16	8	50.0	48	27	56.3							54	53	98.1							37	29	78.4			36	6	16.7	40	13	32.5	
	MALAVUTELA SECONDARY SCHOOL	2019	6436506	2				62	41	66.1							51	51	100.0	67	41	61.2	36	31	86.1	70	39	55.7	43	29	67.4	24	3	12.5	23	13	56.5
	MALAVUTELA SECONDARY SCHOOL	2018	6436506	2				50	33	66.0							45	45	100.0	65	43	66.2	40	34	85.0	69	38	55.1	41	25	61.0	17	8	47.1	18	10	55.6
	MANDONDO HIGH SCHOOL	2019	6436605	1				36	24	66.7	63	53	84.1	46	17	37.0	120	116	96.7	74	41	55.4	82	79	96.3	36	27	75.0	76	50	65.8	35	8	22.9	35	29	82.9
	MANDONDO HIGH SCHOOL	2018	6436605	1	10	1	10.0	51	36	70.6	125	68	54.4	51	47	92.2	186	168	90.3	48	20	41.7	112	106	94.6	57	52	91.2	89	39	43.8	56	23	41.1	57	49	86.0
	MANUKUSE HIGH SCHOOL	2019	6425901	1	15	4	26.7	63	20	31.7	43	8	18.6	47	23	48.9	112	103	92.0				50	47	94.0	73	37	50.7	76	22	28.9	54	15	27.8	30	24	80.0
	MANUKUSE HIGH SCHOOL	2018	6425901	1	18	14	77.8	85	39	45.9	45	25	55.6	44	40	90.9	106	104	98.1				42	41	97.6	86	59	68.6	69	26	37.7	61	18	29.5	31	23	74.2



Province Districts	Centre Name	Year	Centre Number	Quintile	Subject Description																																	
					Accounting			Agricultural Sciences			Business Studies			Economics			English First Additional Language			Geography			History			Life Sciences			Mathematical Literacy			Mathematics			Physical Sciences			
					Total Wrote	Achieved30-100%	% Achieved at 30% and Above	Total Wrote	Achieved30-100%	% Achieved at 30% and Above	Total Wrote	Achieved30-100%	% Achieved at 30% and Above	Total Wrote	Achieved30-100%	% Achieved at 30% and Above	Total Wrote	Achieved30-100%	% Achieved at 30% and Above	Total Wrote	Achieved30-100%	% Achieved at 30% and Above	Total Wrote	Achieved30-100%	% Achieved at 30% and Above	Total Wrote	Achieved30-100%	% Achieved at 30% and Above	Total Wrote	Achieved30-100%	% Achieved at 30% and Above	Total Wrote	Achieved30-100%	% Achieved at 30% and Above				
BOHLABELA	MANYANGANA HIGH SCHOOL	2019	6415808	1	14	13	92.9	48	48	100.0	80	69	86.3	38	20	52.6	110	109	99.1				39	35	89.7	48	39	81.3	60	28	46.7	48	40	83.3	41	38	92.7	
	MANYANGANA HIGH SCHOOL	2018	6415808	1	13	12	92.3	42	42	100.0	115	78	67.8	63	53	84.1	113	112	99.1				53	43	81.1	44	40	90.9	70	31	44.3	42	33	78.6	34	33	97.1	
	MAPHUTHADITSHABA SECONDARY SCHOOL	2019	6415702	1	13	13	100.0	30	24	80.0	17	8	47.1				65	64	98.5							42	20	47.6	28	27	96.4	20	4	20.0	24	16	66.7	
	MAPHUTHADITSHABA SECONDARY SCHOOL	2018	6415702	1	66	7	10.6	18	16	88.9	24	13	54.2				87	86	98.9							69	32	46.4	30	10	33.3	56	10	17.9	67	31	46.3	
	MARCIA MOKOENA SECONDARY SCHOOL	2019	6426107	1				26	24	92.3							41	40	97.6								27	22	81.5				33	23	69.7	28	23	82.1
	MARCIA MOKOENA SECONDARY SCHOOL	2018	6426107	1				31	28	90.3							31	31	100.0								31	24	77.4				31	24	77.4	31	29	93.5
	MARIPE SENIOR SECONDARY SCHOOL	2019	6415404	1	8	2	25.0	30	21	70.0	9	6	66.7	8	4	50.0	104	101	97.1	43	26	60.5	17	8	47.1	34	19	55.9	23	11	47.8	40	14	35.0	32	28	87.5	
	MARIPE SENIOR SECONDARY SCHOOL	2018	6415404	1	7	6	85.7	51	35	68.6	12	11	91.7	7	6	85.7	106	102	96.2	53	28	52.8	26	19	73.1	37	36	97.3	36	18	50.0	41	26	63.4	34	31	91.2	
	MASANA SECONDARY SCHOOL	2019	6426006	2	23	19	82.6	43	43	100.0	171	81	47.4	23	19	82.6	211	209	99.1	102	86	84.3	89	82	92.1	43	42	97.7	154	110	71.4	55	33	60.0	43	33	76.7	
	MASANA SECONDARY SCHOOL	2018	6426006	2	18	17	94.4	54	53	98.1	135	89	65.9	18	18	100.0	191	191	100.0	109	93	85.3	65	63	96.9	54	53	98.1	115	77	67.0	72	34	47.2	54	40	74.1	
	MASHISHING SECONDARY SCHOOL	2019	6436903	3	59	45	76.3	64	55	85.9	59	42	71.2	59	35	59.3	179	179	100.0	120	115	95.8				103	96	93.2	122	117	95.9	57	20	35.1	56	40	71.4	
	MASHISHING SECONDARY SCHOOL	2018	6436903	3	30	22	73.3	98	43	43.9	30	30	100.0	30	29	96.7	177	177	100.0	147	126	85.7				117	76	65.0	98	60	61.2	79	29	36.7	49	42	85.7	
	MASILELA SECONDARY SCHOOL	2019	6426108	1							36	34	94.4	37	32	86.5	68	68	100.0	49	18	36.7	24	16	66.7	34	31	91.2	36	28	77.8	33	3	9.1	36	35	97.2	

Province Districts	Subject Description																																							
	Centre Name	Year	Centre Number	Quintile	Accounting			Agricultural Sciences			Business Studies			Economics			English First Additional Language			Geography			History			Life Sciences			Mathematical Literacy			Mathematics			Physical Sciences					
					Total Wrote	Achieved30-100%	% Achieved at 30% and Above	Total Wrote	Achieved30-100%	% Achieved at 30% and Above	Total Wrote	Achieved30-100%	% Achieved at 30% and Above	Total Wrote	Achieved30-100%	% Achieved at 30% and Above	Total Wrote	Achieved30-100%	% Achieved at 30% and Above	Total Wrote	Achieved30-100%	% Achieved at 30% and Above	Total Wrote	Achieved30-100%	% Achieved at 30% and Above	Total Wrote	Achieved30-100%	% Achieved at 30% and Above	Total Wrote	Achieved30-100%	% Achieved at 30% and Above	Total Wrote	Achieved30-100%	% Achieved at 30% and Above						
BOHLABELA	MASILELA SECONDARY SCHOOL	2018	6426108	1							63	34	54.0	70	59	84.3	116	112	96.6	68	52	76.5	43	42	97.7	36	27	75.0	65	48	73.8	36	5	13.9	43	7	16.3			
	MASINGITANA SECONDARY SCHOOL	2019	6415604	1				29	17	58.6	56	14	25.0				89	75	84.3	30	23	76.7	58	44	75.9	30	21	70.0	55	9	16.4	29	4	13.8	29	19	65.5			
	MASINGITANA SECONDARY SCHOOL	2018	6415604	1				31	21	67.7	55	13	23.6				103	99	96.1	37	25	67.6	52	47	90.4	30	22	73.3	59	23	39.0	28	13	46.4	31	21	67.7			
	MATHIBELA HIGH SCHOOL	2019	6436405	2	5	4	80.0				5	5	100.0	5	5	100.0	40	40	100.0	33	25	75.8	16	16	100.0	36	30	83.3	17	11	64.7	22	4	18.2	19	16	84.2			
	MATHIBELA HIGH SCHOOL	2018	6436405	2	11	6	54.5	56	19	33.9	13	10	76.9	12	6	50.0	89	73	82.0	32	13	40.6	55	42	76.4	20	13	65.0	47	15	31.9	31	8	25.8	22	9	40.9			
	MATHIPE HIGH SCHOOL	2019	6436504	2	6	2	33.3	33	7	21.2	10	3	30.0	4	1	25.0	43	42	97.7	15	5	33.3	16	8	50.0	33	7	21.2	33	10	30.3	4	0	0.0						
	MATHIPE HIGH SCHOOL	2018	6436504	2	21	6	28.6	39	6	15.4	19	11	57.9	13	12	92.3	96	90	93.8	16	2	12.5	23	19	82.6	32	6	18.8	30	6	20.0	11	0	0.0						
	MATHUKWANE SECONDARY SCHOOL	2019	6415507	1				20	17	85.0				20	19	95.0	18	18	100.0							20	4	20.0	14	9	64.3	4	0	0.0						
	MATHUKWANE SECONDARY SCHOOL	2018	6415507	1				30	28	93.3				30	30	100.0	30	29	96.7							30	26	86.7	12	8	66.7	18	0	0.0						
	MAWEWE HIGH SCHOOL	2019	6425903	1				29	19	65.5	41	22	53.7	14	3	21.4	86	86	100.0							52	45	86.5	29	20	69.0	54	19	35.2	29	12	41.4	29	26	89.7
	MAWEWE HIGH SCHOOL	2018	6425903	1				18	8	44.4	34	17	50.0	30	5	16.7	84	80	95.2							54	42	77.8	16	9	56.3	55	16	29.1	16	3	18.8	17	11	64.7
	MBHANDULE SECONDARY SCHOOL	2019	6436604	1				21	12	57.1				22	11	50.0	33	30	90.9	25	16	64.0							17	13	76.5	18	11	61.1	4	2	50.0	4	4	100.0
	MBHANDULE SECONDARY SCHOOL	2018	6436604	1				33	24	72.7				26	23	88.5	41	38	92.7	33	15	45.5							28	13	46.4	21	12	57.1	8	6	75.0	7	6	85.7

Province Districts	Centre Name	Year	Centre Number	Quintile	Subject Description																																	
					Accounting			Agricultural Sciences			Business Studies			Economics			English First Additional Language			Geography			History			Life Sciences			Mathematical Literacy			Mathematics			Physical Sciences			
					Total Wrote	Achieved30-100%	% Achieved at 30% and Above	Total Wrote	Achieved30-100%	% Achieved at 30% and Above	Total Wrote	Achieved30-100%	% Achieved at 30% and Above	Total Wrote	Achieved30-100%	% Achieved at 30% and Above	Total Wrote	Achieved30-100%	% Achieved at 30% and Above	Total Wrote	Achieved30-100%	% Achieved at 30% and Above	Total Wrote	Achieved30-100%	% Achieved at 30% and Above	Total Wrote	Achieved30-100%	% Achieved at 30% and Above	Total Wrote	Achieved30-100%	% Achieved at 30% and Above	Total Wrote	Achieved30-100%	% Achieved at 30% and Above				
BOHLABELA	MCHAKA HIGH SCHOOL	2019	6436404	1	9	2	22.2				8	6	75.0				43	43	100.0	25	13	52.0	27	17	63.0	7	5	71.4	35	13	37.1	7	1	14.3	7	1	14.3	
	MCHAKA HIGH SCHOOL	2018	6436404	1	3	1	33.3				3	3	100.0				45	45	100.0	42	21	50.0	32	31	96.9	14	14	100.0	32	17	53.1	13	6	46.2	10	8	80.0	
	MDLULI HIGH SCHOOL	2019	6415807	1	12	6	50.0				104	52	50.0	47	11	23.4	139	132	95.0				143	123	86.0	26	16	61.5	109	50	45.9	27	15	55.6	24	23	95.8	
	MDLULI HIGH SCHOOL	2018	6415807	1	20	16	80.0				151	86	57.0	55	37	67.3	184	172	93.5				95	79	83.2	28	17	60.7	137	46	33.6	30	17	56.7	25	22	88.0	
	MEMEZILE SECONDARY SCHOOL	2019	6436801	1	19	7	36.8	14	9	64.3	16	7	43.8				41	41	100.0							31	20	64.5	18	8	44.4	21	4	19.0	19	7	36.8	
	MEMEZILE SECONDARY SCHOOL	2018	6436801	1	27	15	55.6										56	56	100.0							54	29	53.7				28	9	32.1	29	14	48.3	
	MHLANGANA SECONDARY SCHOOL	2019	6415609	1	6	5	83.3				51	48	94.1	55	48	87.3	102	95	93.1	20	14	70.0	27	20	74.1	20	7	35.0	73	25	34.2	24	23	95.8	15	15	100.0	
	MHLANGANA SECONDARY SCHOOL	2018	6415609	1	4	2	50.0				38	35	92.1	38	37	97.4	83	81	97.6	33	29	87.9	12	6	50.0	32	29	90.6	47	17	36.2	36	31	86.1	31	26	83.9	
	MKHUHLU SECONDARY SCHOOL	2019	6436693	1	3	3	100.0	33	14	42.4	30	13	43.3	3	2	66.7	55	55	100.0	25	14	56.0	52	47	90.4	19	6	31.6	45	25	55.6	10	3	30.0				
	MKHUKHUMBA SECONDARY SCHOOL	2019	6436602	1							18	9	50.0	6	4	66.7	39	38	97.4	19	14	73.7	29	28	96.6	27	22	81.5	21	21	100.0	8	5	62.5	8	5	62.5	
	MKHUKHUMBA SECONDARY SCHOOL	2018	6436602	1							33	8	24.2	16	8	50.0	58	58	100.0	33	17	51.5	48	40	83.3	45	26	57.8	39	25	64.1	12	10	83.3	12	6	50.0	
	MKHWEYANTABA HIGH SCHOOL	2019	6426005	1	9	1	11.1	43	30	69.8	80	7	8.8	12	4	33.3	110	108	98.2	42	31	73.8	70	33	47.1	42	26	61.9	72	26	36.1	53	11	20.8	43	16	37.2	
	MKHWEYANTABA HIGH SCHOOL	2018	6426005	1				43	31	72.1	90	8	8.9	29	11	37.9	123	122	99.2	45	30	66.7	63	48	76.2	39	30	76.9	86	22	25.6	38	14	36.8	43	15	34.9	

Province Districts	Centre Name	Year	Centre Number	Quintile	Subject Description																																
					Accounting			Agricultural Sciences			Business Studies			Economics			English First Additional Language			Geography			History			Life Sciences			Mathematical Literacy			Mathematics			Physical Sciences		
					Total Wrote	Achieved30-100%	% Achieved at 30% and Above	Total Wrote	Achieved30-100%	% Achieved at 30% and Above	Total Wrote	Achieved30-100%	% Achieved at 30% and Above	Total Wrote	Achieved30-100%	% Achieved at 30% and Above	Total Wrote	Achieved30-100%	% Achieved at 30% and Above	Total Wrote	Achieved30-100%	% Achieved at 30% and Above	Total Wrote	Achieved30-100%	% Achieved at 30% and Above	Total Wrote	Achieved30-100%	% Achieved at 30% and Above	Total Wrote	Achieved30-100%	% Achieved at 30% and Above	Total Wrote	Achieved30-100%	% Achieved at 30% and Above			
BOHLABELA	MMABATHO MOKOENA SECONDARY SCHOOL	2019	6426106	1				24	13	54.2							41	40	97.6	14	8	57.1				30	17	56.7	18	11	61.1	12	4	33.3	12	10	83.3
	MMABATHO MOKOENA SECONDARY SCHOOL	2018	6426106	1				22	15	68.2							27	27	100.0	18	11	61.1				23	14	60.9	14	10	71.4	9	8	88.9	9	9	100.0
	MMASEKOBÉ SECONDARY SCHOOL	2019	6426201	1				15	15	100.0							18	18	100.0	8	8	100.0	17	17	100.0	15	15	100.0	9	9	100.0	7	1	14.3	7	5	71.4
	MMASEKOBÉ SECONDARY SCHOOL	2018	6426201	1				24	21	87.5							28	28	100.0	9	6	66.7	27	25	92.6	24	22	91.7	7	7	100.0	17	3	17.6	17	9	52.9
	MOGOROSHI SECONDARY SCHOOL	2019	6436403	2	7	0	0.0	33	24	72.7	7	0	0.0	7	0	0.0	53	53	100.0	42	23	54.8	43	40	93.0	35	29	82.9	25	12	48.0	32	5	15.6	35	26	74.3
	MOGOROSHI SECONDARY SCHOOL	2018	6436403	2	10	4	40.0	18	16	88.9	10	4	40.0	3	3	100.0	85	76	89.4	27	15	55.6	70	50	71.4	20	15	75.0	44	12	27.3	21	8	38.1	19	13	68.4
	Moholoholo High School	2019	6415407	1	14	11	78.6	27	14	51.9	24	12	50.0	21	11	52.4	44	44	100.0							16	10	62.5	15	12	80.0	21	6	28.6	18	4	22.2
	Moholoholo High School	2018	6415407	1	18	15	83.3	42	17	40.5	32	18	56.3	30	27	90.0	63	62	98.4							21	12	57.1	24	17	70.8	28	4	14.3	24	9	37.5
	MONAREDIRA PRIVATE COLLEGE	2019	6426010	99	15	8	53.3	120	61	50.8	46	19	41.3	26	16	61.5	246	242	98.4	37	27	73.0	202	150	74.3	160	51	31.9	210	105	50.0	55	13	23.6	35	13	37.1
	MONAREDIRA PRIVATE COLLEGE	2018	6426010	99	9	6	66.7	130	77	59.2	42	17	40.5	29	13	44.8	263	257	97.7	26	22	84.6	210	168	80.0	144	78	54.2	232	109	47.0	44	17	38.6	30	22	73.3
	MOSES MNISI HIGH SCHOOL	2019	6415605	1	0	0		38	30	78.9	224	17	7.6	219	35	16.0	260	184	70.8				224	68	30.4	38	26	68.4	0	0		261	29	11.1	38	27	71.1
	MOSES MNISI HIGH SCHOOL	2018	6415605	1	10	5	50.0	43	29	67.4	180	14	7.8	180	87	48.3	223	209	93.7				170	123	72.4	43	32	74.4	170	17	10.0	53	37	69.8	43	29	67.4



Province Districts	Centre Name	Year	Centre Number	Quintile	Subject Description																																
					Accounting			Agricultural Sciences			Business Studies			Economics			English First Additional Language			Geography			History			Life Sciences			Mathematical Literacy			Mathematics			Physical Sciences		
					Total Wrote	Achieved30-100%	% Achieved at 30% and Above	Total Wrote	Achieved30-100%	% Achieved at 30% and Above	Total Wrote	Achieved30-100%	% Achieved at 30% and Above	Total Wrote	Achieved30-100%	% Achieved at 30% and Above	Total Wrote	Achieved30-100%	% Achieved at 30% and Above	Total Wrote	Achieved30-100%	% Achieved at 30% and Above	Total Wrote	Achieved30-100%	% Achieved at 30% and Above	Total Wrote	Achieved30-100%	% Achieved at 30% and Above	Total Wrote	Achieved30-100%	% Achieved at 30% and Above	Total Wrote	Achieved30-100%	% Achieved at 30% and Above			
BOHLABELA	N P. MATHABELA SECONDARY SCHOOL	2018	6415405	1	20	8	40.0	59	27	45.8	23	14	60.9	20	12	60.0	84	82	97.6	36	18	50.0				52	25	48.1	31	22	71.0	40	6	15.0	18	8	44.4
	NDLAMAKHOSI SECONDARY SCHOOL	2019	6426001	1				21	10	47.6							38	38	100.0				17	15	88.2	18	6	33.3	17	11	64.7	17	2	11.8	18	11	61.1
	NDLAMAKHOSI SECONDARY SCHOOL	2018	6426001	1				29	18	62.1							69	67	97.1	18	6	33.3	18	15	83.3	29	12	41.4	24	10	41.7	26	7	26.9	27	15	55.6
	NGHUNGHUNYANA SECONDARY SCHOOL	2019	6426303	1				31	18	58.1	16	3	18.8	14	2	14.3	58	48	82.8							31	26	83.9	15	3	20.0	20	6	30.0	31	14	45.2
	NGHUNGHUNYANA SECONDARY SCHOOL	2018	6426303	1				44	19	43.2	32	4	12.5	14	8	57.1	83	75	90.4							44	21	47.7	25	7	28.0	22	1	4.5	23	14	60.9
	NGWARITSANE SECONDARY SCHOOL	2019	6426102	1				75	20	26.7							89	88	98.9	36	21	58.3	44	25	56.8	39	15	38.5	36	26	72.2	40	2	5.0	39	13	33.3
	NGWARITSANE SECONDARY SCHOOL	2018	6426102	1				60	16	26.7	41	2	4.9				76	73	96.1	45	8	17.8				22	12	54.5	39	8	20.5	23	2	8.7	22	5	22.7
	NKOTOBONA HIGH SCHOOL	2019	6415703	1				38	28	73.7				13	8	61.5	44	44	100.0	33	29	87.9				32	29	90.6	28	21	75.0	8	5	62.5	4	3	75.0
	NKOTOBONA HIGH SCHOOL	2018	6415703	1				29	19	65.5				0	0		55	42	76.4	30	17	56.7				29	21	72.4	7	6	85.7	22	8	36.4	17	5	29.4
	NYAMANDE HIGH SCHOOL	2019	6425905	1				35	21	60.0	22	3	13.6	22	11	50.0	53	53	100.0				22	22	100.0	34	26	76.5	18	6	33.3	34	7	20.6	34	14	41.2
	NYAMANDE HIGH SCHOOL	2018	6425905	1				37	19	51.4	31	12	38.7	31	21	67.7	52	52	100.0				20	19	95.0	37	27	73.0	27	6	22.2	36	9	25.0	37	16	43.2
	NYAMAZANE SCHOOL	2019	6415805	1										80	52	65.0	190	172	90.5				171	163	95.3	107	104	97.2	111	63	56.8	76	73	96.1	53	29	54.7
NYAMAZANE SCHOOL	2018	6415805	1										37	28	75.7	70	61	87.1				51	50	98.0	29	26	89.7	46	30	65.2	24	23	95.8	20	20	100.0	

Province Districts	Centre Name	Year	Centre Number	Quintile	Subject Description																																	
					Accounting			Agricultural Sciences			Business Studies			Economics			English First Additional Language			Geography			History			Life Sciences			Mathematical Literacy			Mathematics			Physical Sciences			
					Total Wrote	Achieved30-100%	% Achieved at 30% and Above	Total Wrote	Achieved30-100%	% Achieved at 30% and Above	Total Wrote	Achieved30-100%	% Achieved at 30% and Above	Total Wrote	Achieved30-100%	% Achieved at 30% and Above	Total Wrote	Achieved30-100%	% Achieved at 30% and Above	Total Wrote	Achieved30-100%	% Achieved at 30% and Above	Total Wrote	Achieved30-100%	% Achieved at 30% and Above	Total Wrote	Achieved30-100%	% Achieved at 30% and Above	Total Wrote	Achieved30-100%	% Achieved at 30% and Above	Total Wrote	Achieved30-100%	% Achieved at 30% and Above				
BOHLABELA	ORHOVELANI HIGH SCHOOL	2019	6426311	2	7	7	100.0	49	37	75.5	32	27	84.4	43	36	83.7	112	109	97.3	14	12	85.7				84	62	73.8				93	35	37.6	70	44	62.9	
	ORHOVELANI HIGH SCHOOL	2018	6426311	2	18	15	83.3	133	61	45.9	72	42	58.3	64	53	82.8	245	232	94.7	43	35	81.4				176	112	63.6				185	53	28.6	155	43	27.7	
	PANORAMA SECONDARY SCHOOL	2019	6436804	4								33	32	97.0												33	30	90.9				27	15	55.6	27	25	92.6	
	PANORAMA SECONDARY SCHOOL	2018	6436804	4								30	30	100.0												30	29	96.7				30	16	53.3	30	18	60.0	
	PHENDULANE SECONDARY SCHOOL	2019	6415601	1	18	10	55.6	23	21	91.3	74	14	18.9	19	12	63.2	111	101	91.0	9	0	0.0	47	32	68.1	25	21	84.0	60	33	55.0	39	9	23.1	23	21	91.3	
	PHENDULANE SECONDARY SCHOOL	2018	6415601	1	21	19	90.5	29	28	96.6	99	30	30.3	20	19	95.0	127	123	96.9	32	6	18.8	46	39	84.8	29	29	100.0	78	38	48.7	49	17	34.7	29	26	89.7	
	PHULANI HIGH SCHOOL	2019	6436702	1				72	30	41.7							88	83	94.3	27	5	18.5	41	17	41.5	44	22	50.0	31	7	22.6	34	12	35.3	37	25	67.6	
	PHULANI HIGH SCHOOL	2018	6436702	1				47	30	63.8							48	48	100.0				17	17	100.0	47	29	61.7	17	11	64.7	30	11	36.7	30	22	73.3	
	PILGRIMS REST CITY SECONDARY	2019	6436806	2													34	34	100.0	29	27	93.1				30	25	83.3	22	18	81.8	11	7	63.6	10	10	100.0	
	PILGRIMS REST CITY SECONDARY	2018	6436806	2													25	25	100.0	27	23	85.2				27	24	88.9	22	18	81.8	7	4	57.1	6	3	50.0	
	PULEDI SECONDARY SCHOOL	2019	6415406	1	17	15	88.2	31	21	67.7	17	16	94.1	17	4	23.5	45	45	100.0	4	2	50.0	30	29	96.7				29	21	72.4	16	0	0.0				
	PULEDI SECONDARY SCHOOL	2018	6415406	1	15	10	66.7	41	32	78.0	15	10	66.7	15	9	60.0	56	55	98.2	12	9	75.0	41	41	100.0				35	19	54.3	21	1	4.8				
	QOKISO SENIOR SECONDARY SCHOOL	2019	6426003	1				41	36	87.8							106	106	100.0	72	21	29.2	70	68	97.1	41	38	92.7	107	35	32.7	36	25	69.4	41	36	87.8	



Province Districts	Centre Name	Year	Centre Number	Quintile	Subject Description																																
					Accounting			Agricultural Sciences			Business Studies			Economics			English First Additional Language			Geography			History			Life Sciences			Mathematical Literacy			Mathematics			Physical Sciences		
					Total Wrote	Achieved30-100%	% Achieved at 30% and Above	Total Wrote	Achieved30-100%	% Achieved at 30% and Above	Total Wrote	Achieved30-100%	% Achieved at 30% and Above	Total Wrote	Achieved30-100%	% Achieved at 30% and Above	Total Wrote	Achieved30-100%	% Achieved at 30% and Above	Total Wrote	Achieved30-100%	% Achieved at 30% and Above	Total Wrote	Achieved30-100%	% Achieved at 30% and Above	Total Wrote	Achieved30-100%	% Achieved at 30% and Above	Total Wrote	Achieved30-100%	% Achieved at 30% and Above	Total Wrote	Achieved30-100%	% Achieved at 30% and Above			
BOHLABELA	QOKISO SENIOR SECONDARY SCHOOL	2018	6426003	1				23	19	82.6							78	78	100.0	55	21	38.2	56	55	98.2	46	24	52.2	65	6	9.2	22	16	72.7	22	20	90.9
	RETI SECONDARY SCHOOL	2019	6415503	1	11	9	81.8	34	14	41.2	27	8	29.6	29	18	62.1	63	58	92.1							14	9	64.3	24	10	41.7	14	0	0.0	14	0	0.0
	RETI SECONDARY SCHOOL	2018	6415503	1	8	7	87.5	25	11	44.0	41	12	29.3	29	22	75.9	66	66	100.0							22	12	54.5	19	10	52.6	30	1	3.3	22	2	9.1
	RINDZANI SENIOR SECONDARY SCHOOL	2019	6436502	2	18	3	16.7	90	36	40.0	18	2	11.1	5	2	40.0	110	110	100.0	78	34	43.6				79	24	30.4	40	27	67.5	45	5	11.1	40	13	32.5
	RINDZANI SENIOR SECONDARY SCHOOL	2018	6436502	2	6	3	50.0	60	35	58.3	11	6	54.5	9	5	55.6	73	70	95.9	55	28	50.9				54	15	27.8	35	19	54.3	25	7	28.0	22	10	45.5
	SEHLAKABJE HIGH SCHOOL	2019	6415606	1	30	15	50.0										30	30	100.0	30	23	76.7				30	24	80.0				30	14	46.7	30	19	63.3
	SEHLAKABJE HIGH SCHOOL	2018	6415606	1	31	9	29.0										38	37	97.4	7	7	100.0				38	22	57.9				38	17	44.7	38	17	44.7
	SEKHUKHUSA SENIOR SCHOOL	2019	6426203	1	4	4	100.0	61	41	67.2	9	8	88.9	9	9	100.0	74	74	100.0				40	39	97.5	61	37	60.7	38	31	81.6	34	26	76.5	30	23	76.7
	SEKHUKHUSA SENIOR SCHOOL	2018	6426203	1	4	4	100.0	38	19	50.0	12	8	66.7	10	8	80.0	53	53	100.0				31	30	96.8	39	26	66.7	26	15	57.7	22	13	59.1	17	10	58.8
	SEKWAI SECONDARY SCHOOL	2019	6436807	2				21	19	90.5							59	58	98.3	27	24	88.9				45	33	73.3	29	22	75.9	17	7	41.2	15	10	66.7
	SEKWAI SECONDARY SCHOOL	2018	6436807	2				25	23	92.0							68	66	97.1	34	15	44.1				52	33	63.5	31	20	64.5	24	8	33.3	21	13	61.9
	SERISHA SECONDARY SCHOOL	2019	6426205	2				24	20	83.3							30	30	100.0				10	10	100.0	25	18	72.0	5	5	100.0	21	5	23.8	17	7	41.2
	SERISHA SECONDARY SCHOOL	2018	6426205	2				11	6	54.5				3	0	0.0	10	10	100.0				7	7	100.0	12	5	41.7	7	5	71.4	4	0	0.0	5	1	20.0

Province Districts	Centre Name	Year	Centre Number	Quintile	Subject Description																																			
					Accounting			Agricultural Sciences			Business Studies			Economics			English First Additional Language			Geography			History			Life Sciences			Mathematical Literacy			Mathematics			Physical Sciences					
					Total Wrote	Achieved30-100%	% Achieved at 30% and Above	Total Wrote	Achieved30-100%	% Achieved at 30% and Above	Total Wrote	Achieved30-100%	% Achieved at 30% and Above	Total Wrote	Achieved30-100%	% Achieved at 30% and Above	Total Wrote	Achieved30-100%	% Achieved at 30% and Above	Total Wrote	Achieved30-100%	% Achieved at 30% and Above	Total Wrote	Achieved30-100%	% Achieved at 30% and Above	Total Wrote	Achieved30-100%	% Achieved at 30% and Above	Total Wrote	Achieved30-100%	% Achieved at 30% and Above	Total Wrote	Achieved30-100%	% Achieved at 30% and Above						
BOHLABELA	SHANKE SENIOR SECONDARY SCHOOL	2019	6436402	2	9	7	77.8	81	71	87.7				9	7	77.8	163	163	100.0	67	49	73.1				127	104	81.9				120	81	67.5	129	94	72.9			
	SHANKE SENIOR SECONDARY SCHOOL	2018	6436402	2	30	22	73.3	65	59	90.8	27	14	51.9	30	19	63.3	173	173	100.0	62	47	75.8	11	10	90.9	118	101	85.6	7	4	57.1	138	108	78.3	125	95	76.0			
	SHOBIYANA SENIOR SECONDARY SCHOOL	2019	6415705	1	25	19	76.0	89	63	70.8	84	33	39.3	35	21	60.0	429	347	80.9	152	60	39.5	219	85	38.8	75	63	84.0	269	121	45.0	74	41	55.4	75	46	61.3			
	SHOBIYANA SENIOR SECONDARY SCHOOL	2018	6415705	1	14	13	92.9	38	35	92.1	36	16	44.4	17	15	88.2	224	206	92.0	104	38	36.5	149	113	75.8	38	36	94.7	163	79	48.5	51	31	60.8	37	34	91.9			
	SIBOYIYE COMBINED SCHOOL	2019	6426011	1				42	19	45.2							42	42	100.0	42	22	52.4	23	14	60.9	19	18	94.7				42	6	14.3	19	8	42.1			
	SIBOYIYE COMBINED SCHOOL	2018	6426011	1				40	32	80.0							40	40	100.0	40	31	77.5	17	17	100.0	23	22	95.7				40	7	17.5	23	7	30.4			
	SKAPANDODA MASHABIYA SECONDARY SCHOOL	2019	6436501	2													44	43	97.7	29	25	86.2	16	16	100.0	37	21	56.8	16	9	56.3	15	11	73.3	15	14	93.3			
	SKAPANDODA MASHABIYA SECONDARY SCHOOL	2018	6436501	2													34	33	97.1	45	28	62.2	17	16	94.1	35	22	62.9	20	13	65.0	18	10	55.6	24	15	62.5			
	SKHILA SECONDARY SCHOOL	2019	6436901	2	10	10	100.0							113	96	85.0	83	64	77.1	61	61	100.0							30	28	93.3	73	67	91.8	40	19	47.5	30	26	86.7
	SKHILA SECONDARY SCHOOL	2018	6436901	2	9	8	88.9							93	79	84.9	75	71	94.7	45	45	100.0						18	18	100.0	67	51	76.1	27	14	51.9	18	16	88.9	
SOKISI HIGH SCHOOL	2019	6415804	1				20	12	60.0	53	14	26.4	52	11	21.2	121	110	90.9							39	29	74.4	52	35	67.3	77	35	45.5	44	30	68.2	40	34	85.0	
SOKISI HIGH SCHOOL	2018	6415804	1				23	14	60.9	40	24	60.0	55	37	67.3	124	100	80.6							39	34	87.2	33	27	81.8	80	19	23.8	33	11	33.3	31	25	80.6	

Province Districts	Centre Name	Year	Centre Number	Quintile	Subject Description																																
					Accounting			Agricultural Sciences			Business Studies			Economics			English First Additional Language			Geography			History			Life Sciences			Mathematical Literacy			Mathematics			Physical Sciences		
					Total Wrote	Achieved30-100%	% Achieved at 30% and Above	Total Wrote	Achieved30-100%	% Achieved at 30% and Above	Total Wrote	Achieved30-100%	% Achieved at 30% and Above	Total Wrote	Achieved30-100%	% Achieved at 30% and Above	Total Wrote	Achieved30-100%	% Achieved at 30% and Above	Total Wrote	Achieved30-100%	% Achieved at 30% and Above	Total Wrote	Achieved30-100%	% Achieved at 30% and Above	Total Wrote	Achieved30-100%	% Achieved at 30% and Above	Total Wrote	Achieved30-100%	% Achieved at 30% and Above	Total Wrote	Achieved30-100%	% Achieved at 30% and Above			
BOHLABELA	SOSHANGANE HIGH SCHOOL	2019	6426008	1	25	20	80.0	13	9	69.2				63	40	63.5	74	69	93.2	30	22	73.3				38	29	76.3				48	21	43.8	48	28	58.3
	SOSHANGANE HIGH SCHOOL	2018	6426008	1	30	19	63.3	19	6	31.6				114	49	43.0	121	121	100.0	73	26	35.6				72	28	38.9				76	18	23.7	81	18	22.2
	ST GEORGE HIGH SCHOOL	2019	6415510	99				19	17	89.5	12	6	50.0	3	1	33.3	24	24	100.0	11	11	100.0	14	12	85.7	27	24	88.9	18	15	83.3	26	15	57.7	23	17	73.9
	ST GEORGE HIGH SCHOOL	2018	6415510	99	3	2	66.7	20	18	90.0	6	3	50.0	6	6	100.0	17	17	100.0	12	11	91.7				24	23	95.8	12	12	100.0	17	11	64.7	13	12	92.3
	TAMAJANE SENIOR SECONDARY SCHOOL	2019	6436401	2													28	28	100.0	27	27	100.0	24	23	95.8	25	5	20.0	24	21	87.5	2	1	50.0	2	2	100.0
	TAMAJANE SENIOR SECONDARY SCHOOL	2018	6436401	2													26	26	100.0	26	23	88.5	23	23	100.0	26	17	65.4	23	19	82.6	3	0	0.0	3	2	66.7
	THEPANG CHILOANE SECONDARY SCHOOL	2019	6415607	1	4	3	75.0				33	15	45.5	37	22	59.5	72	72	100.0							28	20	71.4	36	23	63.9	31	11	35.5	27	19	70.4
	THEPANG CHILOANE SECONDARY SCHOOL	2018	6415607	1	7	6	85.7				20	11	55.0	27	13	48.1	55	54	98.2							26	19	73.1	21	13	61.9	33	5	15.2	26	12	46.2
	TLADISHI HIGH SCHOOL	2019	6415608	1	20	13	65.0	201	41	20.4	23	13	56.5	23	18	78.3	222	212	95.5	35	17	48.6	46	39	84.8	48	33	68.8	198	61	30.8	26	4	15.4	25	8	32.0
	TLADISHI HIGH SCHOOL	2018	6415608	1	22	6	27.3	131	41	31.3	22	15	68.2	22	19	86.4	154	148	96.1	8	4	50.0	34	32	94.1	42	33	78.6	120	35	29.2	34	7	20.6	26	13	50.0
	TLHAVEKISA SECONDARY SCHOOL	2019	6415810	1							93	54	58.1	35	33	94.3	129	119	92.2				148	145	98.0	52	52	100.0	85	36	42.4	39	36	92.3	32	32	100.0
	TLHAVEKISA SECONDARY SCHOOL	2018	6415810	1							88	44	50.0	27	27	100.0	126	94	74.6				143	140	97.9	28	28	100.0	80	19	23.8	21	21	100.0	19	19	100.0
	WEM BUSHBUCKRIDGE	2019	6426109	99				52	52	100.0	21	12	57.1	20	17	85.0	63	61	96.8	20	14	70.0	43	42	97.7	57	18	31.6	51	45	88.2	27	12	44.4	17	3	17.6

Province Districts	Subject Description																																				
	Centre Name	Year	Centre Number	Quintile	Accounting			Agricultural Sciences			Business Studies			Economics			English First Additional Language			Geography			History			Life Sciences			Mathematical Literacy			Mathematics			Physical Sciences		
					Total Wrote	Achieved30-100%	% Achieved at 30% and Above	Total Wrote	Achieved30-100%	% Achieved at 30% and Above	Total Wrote	Achieved30-100%	% Achieved at 30% and Above	Total Wrote	Achieved30-100%	% Achieved at 30% and Above	Total Wrote	Achieved30-100%	% Achieved at 30% and Above	Total Wrote	Achieved30-100%	% Achieved at 30% and Above	Total Wrote	Achieved30-100%	% Achieved at 30% and Above	Total Wrote	Achieved30-100%	% Achieved at 30% and Above	Total Wrote	Achieved30-100%	% Achieved at 30% and Above	Total Wrote	Achieved30-100%	% Achieved at 30% and Above			
BOHLABELA	WEM BUSHBUCKRIDGE	2018	6426109	99				49	49	100.0	26	2	7.7	23	22	95.7	73	73	100.0	31	12	38.7	35	27	77.1	63	37	58.7	53	44	83.0	33	5	15.2	24	24	100.0
	WEM MKHUHLU School	2019	6436691	99				35	34	97.1	13	6	46.2	13	10	76.9	97	92	94.8	49	13	26.5	53	45	84.9	46	13	28.3	68	22	32.4	29	2	6.9	29	12	41.4
	WEM MKHUHLU School	2018	6436691	99				49	32	65.3	20	2	10.0	20	19	95.0	108	107	99.1	40	16	40.0	52	40	76.9	38	10	26.3	72	37	51.4	36	2	5.6	35	25	71.4
	WEM SCHOOL - ACCORNHOEK	2019	6415791	99	5	5	100.0	35	35	100.0	21	11	52.4	18	18	100.0	56	56	100.0	20	19	95.0				61	61	100.0	44	39	88.6	34	26	76.5	31	28	90.3
	WEM SCHOOL - ACCORNHOEK	2018	6415791	99	2	2	100.0	34	34	100.0	16	15	93.8	15	14	93.3	37	37	100.0	17	17	100.0	1	1	100.0	46	46	100.0	34	34	100.0	25	19	76.0	20	20	100.0
	XANTHIA HIGH School	2019	6425906	1	26	11	42.3	25	25	100.0	42	7	16.7	42	41	97.6	62	61	98.4				42	40	95.2	26	24	92.3	37	18	48.6	25	3	12.0	26	18	69.2
	XANTHIA HIGH School	2018	6425906	1	18	10	55.6	20	14	70.0	13	6	46.2	13	10	76.9	25	25	100.0				13	13	100.0	20	11	55.0	8	5	62.5	17	4	23.5	19	5	26.3
	XIMOYI KHOSA High School	2019	6425907	1	17	17	100.0	89	87	97.8							118	117	99.2							65	47	72.3				78	39	50.0	79	42	53.2
	XIMOYI KHOSA High School	2018	6425907	1	12	12	100.0	66	66	100.0							78	78	100.0							53	53	100.0				63	43	68.3	62	54	87.1
EHLANZENI	Acek Academy	2019	6241992	99	10	9	90.0	30	16	53.3	55	38	69.1	35	22	62.9	68	66	97.1	54	40	74.1	31	26	83.9	33	21	63.6	67	59	88.1	26	10	38.5	16	12	75.0
	Acek Academy	2018	6241992	99	13	10	76.9	47	32	68.1	48	34	70.8	32	18	56.3	39	39	100.0	70	54	77.1	40	34	85.0	40	34	85.0	41	31	75.6	42	14	33.3	28	19	67.9
	Angels Park Academy	2018	6242392	99	2	2	100.0	18	8	44.4	28	13	46.4	15	10	66.7	51	51	100.0	29	14	48.3				25	12	48.0	45	36	80.0	9	4	44.4	7	4	57.1
	Barberton Combined School	2019	6282902	4	10	3	30.0				28	13	46.4							69	55	79.7	23	18	78.3	32	23	71.9	45	35	77.8	32	15	46.9	26	18	69.2
	Barberton Combined School	2018	6282902	4	15	8	53.3				22	20	90.9							37	32	86.5	15	15	100.0	15	15	100.0	37	29	78.4	13	8	61.5	6	6	100.0
	BEACON COLLEGE	2019	6262692	99	16	10	62.5	27	25	92.6	21	10	47.6	12	8	66.7	75	74	98.7	63	53	84.1				83	79	95.2	51	49	96.1	53	44	83.0	47	42	89.4
	BEACON COLLEGE	2018	6262692	99	4	4	100.0	13	6	46.2	10	10	100.0	10	10	100.0	42	42	100.0	33	31	93.9				73	69	94.5	35	35	100.0	51	47	92.2	45	37	82.2

Province Districts	Centre Name	Year	Centre Number	Quintile	Subject Description																																	
					Accounting			Agricultural Sciences			Business Studies			Economics			English First Additional Language			Geography			History			Life Sciences			Mathematical Literacy			Mathematics			Physical Sciences			
					Total Wrote	Achieved30-100%	% Achieved at 30% and Above	Total Wrote	Achieved30-100%	% Achieved at 30% and Above	Total Wrote	Achieved30-100%	% Achieved at 30% and Above	Total Wrote	Achieved30-100%	% Achieved at 30% and Above	Total Wrote	Achieved30-100%	% Achieved at 30% and Above	Total Wrote	Achieved30-100%	% Achieved at 30% and Above	Total Wrote	Achieved30-100%	% Achieved at 30% and Above	Total Wrote	Achieved30-100%	% Achieved at 30% and Above	Total Wrote	Achieved30-100%	% Achieved at 30% and Above	Total Wrote	Achieved30-100%	% Achieved at 30% and Above				
EHLANZENI	Bhekiswako Secondary School	2019	6242204	1	9	6	66.7	49	30	61.2	12	11	91.7	11	7	63.6	105	101	96.2	81	60	74.1	26	19	73.1	27	25	92.6	89	58	65.2	10	9	90.0	8	8	100.0	
	Bhekiswako Secondary School	2018	6242204	1	16	5	31.3	63	13	20.6	18	17	94.4	22	13	59.1	157	156	99.4	134	43	32.1	43	36	83.7	128	35	27.3	112	39	34.8	34	8	23.5	18	17	94.4	
	Bonginhlanhla Secondary School	2019	6283007	2	5	5	100.0	23	11	47.8	5	5	100.0	5	4	80.0	36	36	100.0	31	23	74.2	7	7	100.0	40	31	77.5	20	14	70.0	19	9	47.4	15	15	100.0	
	Bonginhlanhla Secondary School	2018	6283007	2	13	7	53.8	31	20	64.5	11	11	100.0	10	9	90.0	55	55	100.0	30	17	56.7	17	13	76.5	40	28	70.0	33	19	57.6	21	14	66.7	12	12	100.0	
	Camalaza Secondary School	2019	6262408	1	18	16	88.9	33	31	93.9	16	16	100.0	16	16	100.0	107	102	95.3	31	31	100.0				48	45	93.8	72	46	63.9	28	24	85.7	24	24	100.0	
	Camalaza Secondary School	2018	6262408	1	17	12	70.6	70	51	72.9	16	12	75.0	18	12	66.7	130	127	97.7	40	35	87.5				57	47	82.5	58	36	62.1	47	32	68.1	30	25	83.3	
	Cefups Academy	2019	6283191	99	12	9	75.0	35	31	88.6	42	34	81.0	36	23	63.9	30	30	100.0	46	40	87.0	35	33	94.3	44	38	86.4	40	34	85.0	44	17	38.6	32	27	84.4	
	Cefups Academy	2018	6283191	99	14	13	92.9	41	37	90.2	31	28	90.3	30	28	93.3	37	37	100.0	67	55	82.1	24	23	95.8	48	45	93.8	26	22	84.6	54	25	46.3	40	30	75.0	
	Chief Charles Secondary School	2019	6283002	1								41	19	46.3				101	100	99.0	81	68	84.0				84	63	75.0	39	31	79.5	46	28	60.9	44	27	61.4
	Chief Charles Secondary School	2018	6283002	1								43	28	65.1				100	100	100.0	86	55	64.0				79	65	82.3	36	24	66.7	42	21	50.0	42	23	54.8
	Chief Funwako Secondary School	2019	6282903	2	10	4	40.0	35	16	45.7							54	51	94.4	13	6	46.2				38	16	42.1				31	8	25.8	32	8	25.0	
	Chief Funwako Secondary School	2018	6282903	2	13	5	38.5	69	31	44.9	9	0	0.0	6	0	0.0	116	107	92.2	14	9	64.3				81	37	45.7				48	15	31.3	43	22	51.2	
	Cyril Clarke Secondary School	2019	6283102	2	8	6	75.0	23	17	73.9	51	24	47.1				99	99	100.0	58	56	96.6	24	24	100.0	15	15	100.0	68	39	57.4	25	7	28.0	13	13	100.0	

Province Districts	Subject Description																																				
	Centre Name	Year	Centre Number	Quintile	Accounting			Agricultural Sciences			Business Studies			Economics			English First Additional Language			Geography			History			Life Sciences			Mathematical Literacy			Mathematics			Physical Sciences		
					Total Wrote	Achieved30-100%	% Achieved at 30% and Above	Total Wrote	Achieved30-100%	% Achieved at 30% and Above	Total Wrote	Achieved30-100%	% Achieved at 30% and Above	Total Wrote	Achieved30-100%	% Achieved at 30% and Above	Total Wrote	Achieved30-100%	% Achieved at 30% and Above	Total Wrote	Achieved30-100%	% Achieved at 30% and Above	Total Wrote	Achieved30-100%	% Achieved at 30% and Above	Total Wrote	Achieved30-100%	% Achieved at 30% and Above	Total Wrote	Achieved30-100%	% Achieved at 30% and Above	Total Wrote	Achieved30-100%	% Achieved at 30% and Above			
EHLANZENI	Cyril Clarke Secondary School	2018	6283102	2	6	5	83.3	21	16	76.2	46	17	37.0				114	114	100.0	75	65	86.7	41	41	100.0	22	21	95.5	81	47	58.0	26	19	73.1	19	19	100.0
	DD Mabuza Comprehensive School	2019	6262809	1													84	84	100.0	41	36	87.8				32	23	71.9				22	15	68.2	22	15	68.2
	DD Mabuza Comprehensive School	2018	6262809	1													104	102	98.1	52	37	71.2				28	28	100.0				29	10	34.5	30	21	70.0
	DESTINY PRIVATE COLLEGE	2019	6283188	99	3	3	100.0	15	11	73.3	14	4	28.6	14	10	71.4	10	10	100.0	15	12	80.0	3	3	100.0	21	16	76.2	14	11	78.6	21	9	42.9	19	12	63.2
	DESTINY PRIVATE COLLEGE	2018	6283188	99	4	4	100.0	22	18	81.8	31	19	61.3	25	19	76.0	26	26	100.0	26	23	88.5				29	28	96.6	34	32	94.1	27	19	70.4	18	15	83.3
	Dlamadoda Secondary School	2019	6262802	1	5	3	60.0	67	49	73.1	5	4	80.0	5	4	80.0	88	84	95.5	69	46	66.7				76	34	44.7	58	33	56.9	17	5	29.4	12	5	41.7
	Dlamadoda Secondary School	2018	6262802	1	10	7	70.0	76	62	81.6	12	12	100.0	12	11	91.7	100	99	99.0	85	53	62.4				88	51	58.0	42	28	66.7	42	16	38.1	30	14	46.7
	Driekoppies Combined School	2019	6262405	1	27	13	48.1	151	110	72.8	29	18	62.1	20	15	75.0	193	192	99.5	146	124	84.9				143	107	74.8	133	86	64.7	38	17	44.7	38	23	60.5
	Driekoppies Combined School	2018	6262405	1	24	10	41.7	95	91	95.8	24	21	87.5	19	18	94.7	134	134	100.0	94	88	93.6				98	94	95.9	70	53	75.7	60	19	31.7	40	32	80.0
	EDGEVIEW ACADEMY	2019	6283197	99	20	16	80.0	47	39	83.0	105	36	34.3	59	36	61.0	79	79	100.0	68	49	72.1	51	39	76.5	70	49	70.0	89	75	84.3	51	27	52.9	37	29	78.4
	EDGEVIEW ACADEMY	2018	6283197	99	14	8	57.1	22	18	81.8	67	41	61.2	41	33	80.5	31	30	96.8	41	34	82.9	28	23	82.1	43	37	86.0	52	46	88.5	36	19	52.8	28	16	57.1
	Ej Singwane Secondary School	2019	6283305	2	18	6	33.3	26	19	73.1				10	10	100.0	80	78	97.5	35	22	62.9				47	37	78.7	44	32	72.7	15	6	40.0	14	8	57.1
	Ej Singwane Secondary School	2018	6283305	2	2	2	100.0	75	21	28.0	38	11	28.9	15	7	46.7	173	152	87.9	82	31	37.8				99	25	25.3	60	22	36.7	5	3	60.0	5	4	80.0

Province Districts	Centre Name	Year	Centre Number	Quintile	Subject Description																																
					Accounting			Agricultural Sciences			Business Studies			Economics			English First Additional Language			Geography			History			Life Sciences			Mathematical Literacy			Mathematics			Physical Sciences		
					Total Wrote	Achieved30-100%	% Achieved at 30% and Above	Total Wrote	Achieved30-100%	% Achieved at 30% and Above	Total Wrote	Achieved30-100%	% Achieved at 30% and Above	Total Wrote	Achieved30-100%	% Achieved at 30% and Above	Total Wrote	Achieved30-100%	% Achieved at 30% and Above	Total Wrote	Achieved30-100%	% Achieved at 30% and Above	Total Wrote	Achieved30-100%	% Achieved at 30% and Above	Total Wrote	Achieved30-100%	% Achieved at 30% and Above	Total Wrote	Achieved30-100%	% Achieved at 30% and Above	Total Wrote	Achieved30-100%	% Achieved at 30% and Above			
ELEPHANT PRIVATE SCHOOL	2019	6242294	99				23	7	30.4	10	0	0.0				36	33	91.7	13	3	23.1				24	4	16.7	19	12	63.2	4	0	0.0	2	0	0.0	
ELEPHANT PRIVATE SCHOOL	2018	6242294	99	0	0		22	9	40.9	5	2	40.0	0	0		38	33	86.8	20	5	25.0				19	7	36.8	24	14	58.3							
Emjindini Secondary School	2019	6282901	3	13	7	53.8	41	28	68.3							151	151	100.0	76	50	65.8				86	53	61.6				68	31	45.6	68	40	58.8	
Emjindini Secondary School	2018	6282901	3	34	12	35.3	25	21	84.0							140	139	99.3	72	50	69.4				117	73	62.4				109	44	40.4	118	51	43.2	
FUNDINJOBO SECONDARY SCHOOL	2019	6241901	2	30	25	83.3	41	28	68.3	19	18	94.7	17	13	76.5	91	91	100.0	45	38	84.4				38	38	100.0	20	14	70.0	54	27	50.0	19	18	94.7	
FUNDINJOBO SECONDARY SCHOOL	2018	6241901	2	53	37	69.8	45	34	75.6	36	17	47.2	32	19	59.4	149	146	98.0	69	54	78.3				79	76	96.2				108	44	40.7	41	34	82.9	
Gebhuza Secondary School	2019	6262801	1	16	14	87.5	71	61	85.9	18	13	72.2	18	12	66.7	116	115	99.1	77	72	93.5	76	71	93.4	86	53	61.6	61	52	85.2	31	10	32.3	16	12	75.0	
Gebhuza Secondary School	2018	6262801	1	15	9	60.0	90	71	78.9	15	10	66.7	15	14	93.3	107	105	98.1	92	72	78.3	61	59	96.7	77	57	74.0	59	43	72.9	34	12	35.3	29	14	48.3	
Gedlembane Secondary School	2019	6283301	2	8	6	75.0	14	12	85.7	9	7	77.8	8	6	75.0	51	51	100.0	20	20	100.0	13	12	92.3	26	22	84.6	21	17	81.0	13	6	46.2	7	7	100.0	
Gedlembane Secondary School	2018	6283301	2	4	4	100.0	34	23	67.6	5	3	60.0	9	3	33.3	87	87	100.0	38	34	89.5	26	26	100.0	44	34	77.3	41	28	68.3	9	7	77.8	7	5	71.4	
Guduza Secondary School	2019	6241904	2	30	30	100.0	79	72	91.1	29	28	96.6	29	28	96.6	142	142	100.0	66	63	95.5				81	77	95.1	94	89	94.7	28	23	82.1	34	33	97.1	
Guduza Secondary School	2018	6241904	2	24	24	100.0	70	47	67.1	27	26	96.3	25	25	100.0	113	111	98.2	48	40	83.3				65	61	93.8	68	64	94.1	20	20	100.0	33	29	87.9	
Hazyview Comprehensive School	2019	6242210	2	8	8	100.0							2	2	100.0	98	97	99.0							30	30	100.0				65	34	52.3	64	50	78.1	





Province Districts	Centre Name	Year	Centre Number	Quintile	Subject Description																																
					Accounting			Agricultural Sciences			Business Studies			Economics			English First Additional Language			Geography			History			Life Sciences			Mathematical Literacy			Mathematics			Physical Sciences		
					Total Wrote	Achieved30-100%	% Achieved at 30% and Above	Total Wrote	Achieved30-100%	% Achieved at 30% and Above	Total Wrote	Achieved30-100%	% Achieved at 30% and Above	Total Wrote	Achieved30-100%	% Achieved at 30% and Above	Total Wrote	Achieved30-100%	% Achieved at 30% and Above	Total Wrote	Achieved30-100%	% Achieved at 30% and Above	Total Wrote	Achieved30-100%	% Achieved at 30% and Above	Total Wrote	Achieved30-100%	% Achieved at 30% and Above	Total Wrote	Achieved30-100%	% Achieved at 30% and Above	Total Wrote	Achieved30-100%	% Achieved at 30% and Above			
EHLANZENI	HOÊRskool Rob Ferreira	2018	6242308	5	18	18	100.0				52	51	98.1				50	50	100.0	49	49	100.0				52	52	100.0	61	61	100.0	57	56	98.2	38	38	100.0
	Idlangemabala Secondary School	2019	6262811	1	12	9	75.0	93	78	83.9	13	10	76.9	13	10	76.9	134	133	99.3	82	76	92.7				99	87	87.9	53	37	69.8	41	17	41.5	29	28	96.6
	Idlangemabala Secondary School	2018	6262811	1	14	5	35.7	64	59	92.2	14	13	92.9	14	14	100.0	80	80	100.0	54	46	85.2				54	53	98.1	29	24	82.8	43	19	44.2	29	27	93.1
	Inkomazi Secondary School	2019	6262807	2	8	7	87.5	81	68	84.0							199	199	100.0	38	34	89.5				123	103	83.7				119	86	72.3	118	82	69.5
	Inkomazi Secondary School	2018	6262807	2	15	14	93.3	115	96	83.5							158	157	99.4	25	24	96.0				142	113	79.6				148	134	90.5	153	100	65.4
	Inkunzi Secondary School	2019	6242205	2	15	15	100.0	20	19	95.0							84	84	100.0	18	17	94.4				83	72	86.7				44	22	50.0	46	33	71.7
	Inkunzi Secondary School	2018	6242205	2				58	43	74.1							106	106	100.0	54	41	75.9				102	92	90.2	37	28	75.7	43	18	41.9	43	24	55.8
	Jacob Mdluli Secondary School	2019	6242301	2	50	25	50.0				9	3	33.3	13	2	15.4	64	64	100.0							41	24	58.5	14	11	78.6	27	12	44.4	28	21	75.0
	Jacob Mdluli Secondary School	2018	6242301	2	20	20	100.0	20	8	40.0							54	54	100.0	17	9	52.9				51	27	52.9	17	9	52.9	19	15	78.9	19	17	89.5
	JERUSALEM SECONDARY SCHOOL	2019	6247004	2				34	30	88.2	11	10	90.9	11	11	100.0	65	65	100.0	21	19	90.5	25	10	40.0	30	29	96.7	30	24	80.0	22	6	27.3	22	19	86.4
	JERUSALEM SECONDARY SCHOOL	2018	6247004	2				41	31	75.6	18	15	83.3	16	12	75.0	125	123	98.4	28	21	75.0	60	29	48.3	28	22	78.6	46	31	67.4	23	7	30.4	24	20	83.3
	Joseph Matsebula School	2019	6262409	1	17	9	52.9	92	66	71.7	17	16	94.1	16	13	81.3	91	91	100.0	83	66	79.5				79	41	51.9	84	60	71.4	27	18	66.7	23	22	95.7
	Joseph Matsebula School	2018	6262409	1	14	8	57.1	61	49	80.3	13	9	69.2	15	11	73.3	85	85	100.0	72	51	70.8				70	55	78.6	74	57	77.0	19	12	63.2	13	11	84.6

Province Districts	Subject Description																																				
	Centre Name	Year	Centre Number	Quintile	Accounting			Agricultural Sciences			Business Studies			Economics			English First Additional Language			Geography			History			Life Sciences			Mathematical Literacy			Mathematics			Physical Sciences		
					Total Wrote	Achieved30-100%	% Achieved at 30% and Above	Total Wrote	Achieved30-100%	% Achieved at 30% and Above	Total Wrote	Achieved30-100%	% Achieved at 30% and Above	Total Wrote	Achieved30-100%	% Achieved at 30% and Above	Total Wrote	Achieved30-100%	% Achieved at 30% and Above	Total Wrote	Achieved30-100%	% Achieved at 30% and Above	Total Wrote	Achieved30-100%	% Achieved at 30% and Above	Total Wrote	Achieved30-100%	% Achieved at 30% and Above	Total Wrote	Achieved30-100%	% Achieved at 30% and Above	Total Wrote	Achieved30-100%	% Achieved at 30% and Above			
EHLANZENI	KAMHLUSHWA CENTRE	2018	6262691	99				14	4	28.6							14	13	92.9	14	2	14.3				14	5	35.7				14	2	14.3	4	1	25.0
	Kamhola Secondary School	2019	6282905	3	28	19	67.9	97	72	74.2	27	21	77.8	25	19	76.0	217	214	98.6	145	100	69.0				107	66	61.7	80	66	82.5	54	28	51.9	22	22	100.0
	Kamhola Secondary School	2018	6282905	3	25	10	40.0	102	65	63.7	45	26	57.8	19	10	52.6	187	185	98.9	112	73	65.2				99	70	70.7	85	43	50.6	64	37	57.8	27	24	88.9
	Khaliphani Secondary School	2019	6283004	3	17	15	88.2	78	43	55.1	15	14	93.3	15	12	80.0	149	146	98.0	78	67	85.9	97	76	78.4	58	38	65.5	81	62	76.5	39	12	30.8	25	21	84.0
	Khaliphani Secondary School	2018	6283004	3	9	9	100.0	90	43	47.8	14	12	85.7	13	12	92.3	156	156	100.0	80	60	75.0	112	91	81.3	69	48	69.6	96	66	68.8	35	11	31.4	26	18	69.2
	KHANYISANI SECONDARY	2019	6247002	2	12	11	91.7	108	54	50.0	33	18	54.5				108	106	98.1	64	43	67.2	23	23	100.0	100	71	71.0	93	69	74.2	35	16	45.7	32	20	62.5
	KHANYISANI SECONDARY	2018	6247002	2	7	7	100.0	94	42	44.7	34	16	47.1				86	86	100.0	52	33	63.5	20	19	95.0	75	42	56.0	69	42	60.9	25	13	52.0	19	16	84.2
	Khetsalwati Secondary School	2019	6242206	1	7	6	85.7	53	29	54.7	8	8	100.0	6	6	100.0	99	97	98.0	45	37	82.2				57	40	70.2	55	38	69.1	18	8	44.4	12	10	83.3
	Khetsalwati Secondary School	2018	6242206	1	9	9	100.0	66	60	90.9	10	10	100.0	9	9	100.0	101	99	98.0	30	28	93.3				62	55	88.7	53	49	92.5	16	6	37.5	10	10	100.0
	Khula Secondary School	2019	6262701	2	28	19	67.9	144	123	85.4	28	23	82.1	27	23	85.2	192	192	100.0	156	103	66.0				140	114	81.4	157	113	72.0	30	25	83.3	27	25	92.6
	Khula Secondary School	2018	6262701	2	10	9	90.0	122	94	77.0	11	11	100.0	8	8	100.0	146	146	100.0	111	61	55.0				113	96	85.0	100	80	80.0	39	22	56.4	33	30	90.9
	Khumbula Secondary School	2019	6242303	2				29	28	96.6							61	61	100.0	17	17	100.0				57	44	77.2				45	18	40.0	49	35	71.4
Khumbula Secondary School	2018	6242303	2	10	10	100.0	43	33	76.7							81	81	100.0	12	9	75.0				59	40	67.8				51	23	45.1	59	33	55.9	

Province Districts	Centre Name	Year	Centre Number	Quintile	Subject Description																																
					Accounting			Agricultural Sciences			Business Studies			Economics			English First Additional Language			Geography			History			Life Sciences			Mathematical Literacy			Mathematics			Physical Sciences		
					Total Wrote	Achieved30-100%	% Achieved at 30% and Above	Total Wrote	Achieved30-100%	% Achieved at 30% and Above	Total Wrote	Achieved30-100%	% Achieved at 30% and Above	Total Wrote	Achieved30-100%	% Achieved at 30% and Above	Total Wrote	Achieved30-100%	% Achieved at 30% and Above	Total Wrote	Achieved30-100%	% Achieved at 30% and Above	Total Wrote	Achieved30-100%	% Achieved at 30% and Above	Total Wrote	Achieved30-100%	% Achieved at 30% and Above	Total Wrote	Achieved30-100%	% Achieved at 30% and Above	Total Wrote	Achieved30-100%	% Achieved at 30% and Above			
	Khutsalani Secondary School	2019	6241908	3	21	21	100.0	58	53	91.4				141	141	100.0	64	60	93.8				142	136	95.8				113	81	71.7	113	85	75.2			
	Khutsalani Secondary School	2018	6241908	3	16	16	100.0	33	31	93.9				141	141	100.0	100	92	92.0				136	134	98.5				141	98	69.5	138	95	68.8			
	KOMATIPOORT AKADEMIE	2019	6262707	5	7	7	100.0				16	11	68.8				36	36	100.0	10	10	100.0				11	11	100.0	23	23	100.0	13	11	84.6	10	10	100.0
	KOMATIPOORT AKADEMIE	2018	6262707	5	4	4	100.0				17	7	41.2				37	37	100.0	9	9	100.0				4	4	100.0	25	25	100.0	12	11	91.7	9	7	77.8
	Laeveld Akademie	2019	6242391	99										8	8	100.0										3	2	66.7	7	7	100.0	1	1	100.0	1	1	100.0
	Laeveld Akademie	2018	6242391	99							9	4	44.4				13	13	100.0							4	4	100.0	10	10	100.0	3	3	100.0	3	3	100.0
EHLANZENI	Lambalati Secondary School	2019	6262702	1	4	4	100.0	129	81	62.8	12	6	50.0	12	8	66.7	145	141	97.2	145	92	63.4	57	45	78.9	72	67	93.1	30	25	83.3	46	19	41.3	48	23	47.9
	Lambalati Secondary School	2018	6262702	1	3	1	33.3	71	57	80.3	7	7	100.0	5	5	100.0	86	86	100.0	82	54	65.9	29	28	96.6	50	47	94.0	14	14	100.0	41	23	56.1	34	27	79.4
	LANGA SECONDARY SCHOOL	2019	6262494	1	60	30	50.0	52	22	42.3	68	14	20.6	48	14	29.2	140	130	92.9	60	46	76.7				54	24	44.4				98	10	10.2	62	14	22.6
	LANGA SECONDARY SCHOOL	2018	6262513	1	33	18	54.5	19	9	47.4	22	17	77.3	22	19	86.4	47	45	95.7	32	21	65.6				32	18	56.3				46	6	13.0	29	13	44.8
	Lekazi Secondary School	2019	6283001	2	21	16	76.2	27	27	100.0	22	13	59.1	23	12	52.2	89	89	100.0	61	59	96.7	20	20	100.0	63	58	92.1	41	37	90.2	38	20	52.6	21	18	85.7
	Lekazi Secondary School	2018	6283001	2	23	17	73.9	64	36	56.3	46	26	56.5	37	18	48.6	221	220	99.5	166	117	70.5	50	47	94.0	142	92	64.8	103	77	74.8	63	36	57.1	39	31	79.5
	Lihawu Secondary School	2019	6283304	2	14	13	92.9	51	49	96.1							93	93	100.0	56	47	83.9				74	67	90.5				85	35	41.2	71	51	71.8

Province Districts	Subject Description																																				
	Centre Name	Year	Centre Number	Quintile	Accounting			Agricultural Sciences			Business Studies			Economics			English First Additional Language			Geography			History			Life Sciences			Mathematical Literacy			Mathematics			Physical Sciences		
					Total Wrote	Achieved30-100%	% Achieved at 30% and Above	Total Wrote	Achieved30-100%	% Achieved at 30% and Above	Total Wrote	Achieved30-100%	% Achieved at 30% and Above	Total Wrote	Achieved30-100%	% Achieved at 30% and Above	Total Wrote	Achieved30-100%	% Achieved at 30% and Above	Total Wrote	Achieved30-100%	% Achieved at 30% and Above	Total Wrote	Achieved30-100%	% Achieved at 30% and Above	Total Wrote	Achieved30-100%	% Achieved at 30% and Above	Total Wrote	Achieved30-100%	% Achieved at 30% and Above	Total Wrote	Achieved30-100%	% Achieved at 30% and Above			
EHLANZENI	Lihawu Secondary School	2018	6283304	2	18	11	61.1	109	76	69.7						164	164	100.0	104	67	64.4				149	87	58.4				149	32	21.5	83	37	44.6	
	Lomahasha Secondary School	2019	6262502	1	8	4	50.0	37	32	86.5	8	5	62.5	8	3	37.5	64	64	100.0	49	33	67.3				45	38	84.4	27	20	74.1	28	16	57.1	14	12	85.7
	Lomahasha Secondary School	2018	6262502	1				27	26	96.3							55	55	100.0	54	30	55.6				46	46	100.0	20	15	75.0	29	16	55.2	19	18	94.7
	Louieville Combined School	2019	6283203	1	17	17	100.0				16	13	81.3	16	12	75.0	46	46	100.0	20	15	75.0				19	15	78.9	21	17	81.0	16	14	87.5	20	13	65.0
	Louieville Combined School	2018	6283203	1	24	23	95.8				24	11	45.8	22	12	54.5	55	55	100.0	22	15	68.2				22	11	50.0	28	13	46.4	20	16	80.0	21	16	76.2
	Lovunywa Secondary School	2019	6262403	1	11	9	81.8	64	61	95.3	12	11	91.7	11	11	100.0	134	134	100.0	37	19	51.4	27	26	96.3	61	58	95.1	87	69	79.3	32	25	78.1	24	24	100.0
	Lovunywa Secondary School	2018	6262403	1	8	6	75.0	91	81	89.0	9	7	77.8	9	7	77.8	203	196	96.6	99	52	52.5	37	37	100.0	88	77	87.5	127	73	57.5	46	29	63.0	39	39	100.0
	Lowveld High School	2019	6283105	4	53	51	96.2				123	106	86.2							46	46	100.0	68	68	100.0	104	96	92.3	104	103	99.0	101	91	90.1	63	59	93.7
	Lowveld High School	2018	6283105	4	38	37	97.4				110	93	84.5							57	57	100.0	65	65	100.0	107	104	97.2	90	90	100.0	112	85	75.9	67	62	92.5
	Lubombo Secondary School	2019	6262509	1	15	13	86.7	36	28	77.8	17	13	76.5	20	9	45.0	85	84	98.8	14	7	50.0				18	16	88.9	12	10	83.3	30	12	40.0	16	13	81.3
	Lubombo Secondary School	2018	6262509	1	10	9	90.0	40	34	85.0	11	9	81.8	12	11	91.7	64	61	95.3	17	9	52.9				19	19	100.0	16	14	87.5	27	18	66.7	17	16	94.1
	Lugebhuta Secondary School	2019	6262602	2	13	8	61.5	86	63	73.3	15	9	60.0	13	7	53.8	153	153	100.0	17	14	82.4				66	53	80.3	40	34	85.0	101	54	53.5	120	33	27.5
	Lugebhuta Secondary School	2018	6262602	2	11	7	63.6	93	81	87.1	11	9	81.8	11	9	81.8	123	123	100.0	20	19	95.0				58	58	100.0	15	13	86.7	107	75	70.1	107	57	53.3

Province Districts	Centre Name	Year	Centre Number	Quintile	Subject Description																																
					Accounting			Agricultural Sciences			Business Studies			Economics			English First Additional Language			Geography			History			Life Sciences			Mathematical Literacy			Mathematics			Physical Sciences		
					Total Wrote	Achieved30-100%	% Achieved at 30% and Above	Total Wrote	Achieved30-100%	% Achieved at 30% and Above	Total Wrote	Achieved30-100%	% Achieved at 30% and Above	Total Wrote	Achieved30-100%	% Achieved at 30% and Above	Total Wrote	Achieved30-100%	% Achieved at 30% and Above	Total Wrote	Achieved30-100%	% Achieved at 30% and Above	Total Wrote	Achieved30-100%	% Achieved at 30% and Above	Total Wrote	Achieved30-100%	% Achieved at 30% and Above	Total Wrote	Achieved30-100%	% Achieved at 30% and Above	Total Wrote	Achieved30-100%	% Achieved at 30% and Above			
EHLANZENI	LUNGISANI SECONDARY	2019	6247007	2	16	10	62.5			45	14	31.1	21	8	38.1	149	148	99.3	53	47	88.7	24	21	87.5	84	53	63.1	100	69	69.0	18	12	66.7	18	16	88.9	
	LUNGISANI SECONDARY	2018	6247007	2	14	6	42.9	96	22	22.9	86	24	27.9	22	17	77.3	249	242	97.2	91	54	59.3	32	23	71.9	111	49	44.1	180	64	35.6	30	3	10.0	30	12	40.0
	Mahlatsi Secondary School	2019	6262605	2	17	16	94.1	110	104	94.5	18	12	66.7	17	17	100.0	143	142	99.3	80	78	97.5	9	8	88.9	104	101	97.1	88	86	97.7	43	38	88.4	37	37	100.0
	Mahlatsi Secondary School	2018	6262605	2	15	13	86.7	73	65	89.0	15	14	93.3	15	15	100.0	117	114	97.4	72	50	69.4	19	15	78.9	74	67	90.5	73	58	79.5	34	25	73.5	26	26	100.0
	Mahushe Secondary School	2019	6262805	3				106	97	91.5							108	108	100.0							103	82	79.6				103	33	32.0	103	65	63.1
	Mahushe Secondary School	2018	6262805	3				93	83	89.2							93	93	100.0							91	78	85.7				92	30	32.6	90	62	68.9
	Mambane Secondary School	2019	6262708	1	28	16	57.1	85	65	76.5	58	30	51.7	28	12	42.9	222	218	98.2	116	71	61.2				129	102	79.1	127	76	59.8	90	48	53.3	85	72	84.7
	Mambane Secondary School	2018	6262708	1	30	15	50.0	84	56	66.7	39	28	71.8	36	19	52.8	234	231	98.7	118	89	75.4				172	106	61.6	51	26	51.0	157	46	29.3	128	79	61.7
	Mandlesive Secondary School	2019	6283306	1	14	14	100.0	74	73	98.6	13	13	100.0	13	13	100.0	128	128	100.0	88	88	100.0				100	98	98.0	76	72	94.7	45	34	75.6	32	29	90.6
	Mandlesive Secondary School	2018	6283306	1	17	14	82.4	81	73	90.1	13	13	100.0	13	13	100.0	163	163	100.0	86	73	84.9				106	94	88.7	67	53	79.1	63	51	81.0	49	40	81.6
	Manzolwandle Secondary School	2019	6262404	1	21	5	23.8	118	58	49.2	19	12	63.2	20	11	55.0	154	148	96.1	143	51	35.7	21	18	85.7	146	35	24.0	117	52	44.4	54	8	14.8	33	10	30.3
	Manzolwandle Secondary School	2018	6262404	1	19	8	42.1	95	62	65.3	20	12	60.0	16	3	18.8	121	116	95.9	95	54	56.8	18	17	94.4	102	57	55.9	93	58	62.4	34	15	44.1	21	14	66.7
Masitakhe Secondary School	2019	6283201	3	63	40	63.5	40	25	62.5							156	155	99.4	41	35	85.4				153	92	60.1				130	45	34.6	130	83	63.8	

Province Districts	Subject Description																																				
	Centre Name	Year	Centre Number	Quintile	Accounting			Agricultural Sciences			Business Studies			Economics			English First Additional Language			Geography			History			Life Sciences			Mathematical Literacy			Mathematics			Physical Sciences		
					Total Wrote	Achieved30-100%	% Achieved at 30% and Above	Total Wrote	Achieved30-100%	% Achieved at 30% and Above	Total Wrote	Achieved30-100%	% Achieved at 30% and Above	Total Wrote	Achieved30-100%	% Achieved at 30% and Above	Total Wrote	Achieved30-100%	% Achieved at 30% and Above	Total Wrote	Achieved30-100%	% Achieved at 30% and Above	Total Wrote	Achieved30-100%	% Achieved at 30% and Above	Total Wrote	Achieved30-100%	% Achieved at 30% and Above	Total Wrote	Achieved30-100%	% Achieved at 30% and Above	Total Wrote	Achieved30-100%	% Achieved at 30% and Above			
EHLANZENI	Masitakhe Secondary School	2018	6283201	3	90	71	78.9								120	118	98.3								116	56	48.3				81	39	48.1	91	54	59.3	
	Mathews Phosa College	2019	6283194	99	7	7	100.0	10	10	100.0	27	22	81.5	15	14	93.3				31	30	96.8				34	30	88.2	25	25	100.0	24	15	62.5	13	13	100.0
	Mathews Phosa College	2018	6283194	99	7	7	100.0	6	6	100.0	33	32	97.0	24	22	91.7				37	36	97.3				34	32	94.1	29	29	100.0	29	25	86.2	20	20	100.0
	Mayibuye Secondary School	2019	6283006	3	9	7	77.8	38	14	36.8	25	16	64.0	19	15	78.9	107	106	99.1	66	44	66.7	25	24	96.0	48	31	64.6	67	44	65.7	24	12	50.0	18	17	94.4
	Mayibuye Secondary School	2018	6283006	3	5	2	40.0	20	14	70.0	13	6	46.2	7	7	100.0	74	74	100.0	70	47	67.1	22	21	95.5	40	34	85.0	64	46	71.9	31	19	61.3	24	20	83.3
	Mbambiso Secondary School	2019	6262406	1	3	3	100.0	68	60	88.2	1	0	0.0	3	3	100.0	93	92	98.9	76	73	96.1				74	69	93.2	2	2	100.0	59	27	45.8	58	40	69.0
	Mbambiso Secondary School	2018	6262406	1	7	6	85.7	106	88	83.0	30	20	66.7	7	6	85.7	157	151	96.2	133	113	85.0	10	9	90.0	94	83	88.3	28	19	67.9	88	37	42.0	88	47	53.4
	Mbhudula Secondary School	2019	6262505	1				32	25	78.1							65	63	96.9	55	53	96.4				25	25	100.0	35	30	85.7	20	11	55.0	21	20	95.2
	Mbhudula Secondary School	2018	6262505	1				17	17	100.0							77	75	97.4	70	57	81.4				37	34	91.9	18	17	94.4	35	20	57.1	35	32	91.4
	Mbhunu Secondary School	2019	6262506	1				87	72	82.8							139	136	97.8	70	61	87.1				85	78	91.8	95	72	75.8	34	22	64.7	35	33	94.3
	Mbhunu Secondary School	2018	6262506	1				120	75	62.5	30	4	13.3				150	143	95.3	150	57	38.0				120	71	59.2	113	31	27.4	35	21	60.0	35	29	82.9
	MBOMBO COMBINED SCHOOL	2019	6262710	2				48	39	81.3							48	44	91.7							48	41	85.4	37	28	75.7	11	10	90.9	11	8	72.7
MBOMBO COMBINED SCHOOL	2018	6262710	2				86	48	55.8							93	77	82.8							86	54	62.8	65	30	46.2	23	22	95.7	23	22	95.7	



Province Districts	Centre Name	Year	Centre Number	Quintile	Subject Description																																
					Accounting			Agricultural Sciences			Business Studies			Economics			English First Additional Language			Geography			History			Life Sciences			Mathematical Literacy			Mathematics			Physical Sciences		
					Total Wrote	Achieved30-100%	% Achieved at 30% and Above	Total Wrote	Achieved30-100%	% Achieved at 30% and Above	Total Wrote	Achieved30-100%	% Achieved at 30% and Above	Total Wrote	Achieved30-100%	% Achieved at 30% and Above	Total Wrote	Achieved30-100%	% Achieved at 30% and Above	Total Wrote	Achieved30-100%	% Achieved at 30% and Above	Total Wrote	Achieved30-100%	% Achieved at 30% and Above	Total Wrote	Achieved30-100%	% Achieved at 30% and Above	Total Wrote	Achieved30-100%	% Achieved at 30% and Above	Total Wrote	Achieved30-100%	% Achieved at 30% and Above			
EHLANZENI	Mbuyane Secondary School	2019	6241902	2	16	15	93.8	17	14	82.4	17	11	64.7	14	3	21.4	55	55	100.0	17	14	82.4				32	25	78.1	34	25	73.5	15	8	53.3	15	13	86.7
	Mbuyane Secondary School	2018	6241902	2	17	15	88.2	59	43	72.9	18	15	83.3	18	11	61.1	87	83	95.4	22	11	50.0				57	41	71.9	42	16	38.1	39	12	30.8	22	19	86.4
	MC Zitha Primary School	2019	6262512	1				87	80	92.0							92	92	100.0	75	69	92.0				89	61	68.5				68	28	41.2	68	25	36.8
	MC Zitha Primary School	2018	6262512	1				47	47	100.0							47	47	100.0	47	39	83.0				37	35	94.6				37	24	64.9	37	22	59.5
	Mdzabu Secondary School	2019	6262507	1	25	9	36.0	42	24	57.1							92	90	97.8	79	57	72.2				65	31	47.7	42	28	66.7	26	12	46.2	26	14	53.8
	Mdzabu Secondary School	2018	6262507	1	24	8	33.3	24	11	45.8							67	67	100.0	64	45	70.3				50	37	74.0	12	10	83.3	24	13	54.2	26	19	73.1
	Mdzili Secondary School	2019	6262402	1	9	7	77.8	80	52	65.0	11	6	54.5	11	5	45.5	91	89	97.8	42	27	64.3				69	47	68.1	36	26	72.2	41	12	29.3	26	19	73.1
	Mdzili Secondary School	2018	6262402	1	8	7	87.5	57	43	75.4	9	8	88.9	8	6	75.0	66	65	98.5	44	27	61.4				56	42	75.0	40	30	75.0	26	11	42.3	19	19	100.0
	Mehlobovu Secondary School	2019	6262703	2	12	12	100.0	101	97	96.0	11	11	100.0	12	11	91.7	157	157	100.0	24	24	100.0				119	98	82.4	88	82	93.2	43	27	62.8	40	39	97.5
	Mehlobovu Secondary School	2018	6262703	2	5	5	100.0	77	75	97.4	6	6	100.0	6	6	100.0	132	132	100.0	45	44	97.8				119	112	94.1	77	73	94.8	48	37	77.1	44	43	97.7
	MERIDIAN KARINO	2019	6283170	99	11	11	100.0	21	19	90.5	61	57	93.4	18	17	94.4				49	46	93.9	1	1	100.0	25	24	96.0	48	48	100.0	30	27	90.0	14	14	100.0
	MERIDIAN KARINO	2018	6283170	99	12	12	100.0	13	13	100.0	33	31	93.9							26	26	100.0				29	26	89.7	22	20	90.9	29	28	96.6	20	20	100.0
	METROPOLITAN COLLEGE	2019	6242390	99	13	13	100.0	84	60	71.4	51	23	45.1	39	22	56.4	128	128	100.0	86	74	86.0	57	47	82.5	100	77	77.0	96	83	86.5	77	46	59.7	67	43	64.2

Province Districts	Subject Description																																				
	Centre Name	Year	Centre Number	Quintile	Accounting			Agricultural Sciences			Business Studies			Economics			English First Additional Language			Geography			History			Life Sciences			Mathematical Literacy			Mathematics			Physical Sciences		
					Total Wrote	Achieved30-100%	% Achieved at 30% and Above	Total Wrote	Achieved30-100%	% Achieved at 30% and Above	Total Wrote	Achieved30-100%	% Achieved at 30% and Above	Total Wrote	Achieved30-100%	% Achieved at 30% and Above	Total Wrote	Achieved30-100%	% Achieved at 30% and Above	Total Wrote	Achieved30-100%	% Achieved at 30% and Above	Total Wrote	Achieved30-100%	% Achieved at 30% and Above	Total Wrote	Achieved30-100%	% Achieved at 30% and Above	Total Wrote	Achieved30-100%	% Achieved at 30% and Above	Total Wrote	Achieved30-100%	% Achieved at 30% and Above			
EHLANZENI	METROPOLITAN COLLEGE	2018	6242390	99	21	19	90.5	96	82	85.4	86	52	60.5	45	38	84.4	133	133	100.0	110	95	86.4	56	49	87.5	138	112	81.2	116	89	76.7	109	56	51.4	78	47	60.3
	Mgubho Combined School	2019	6262706	2				70	69	98.6							101	101	100.0	59	59	100.0				62	62	100.0				54	51	94.4	64	64	100.0
	Mgubho Combined School	2018	6262706	2				55	54	98.2							83	83	100.0	63	58	92.1				65	56	86.2				51	25	49.0	53	53	100.0
	Mhlume Secondary School	2019	6241910	2	6	6	100.0	27	26	96.3	30	12	40.0	31	11	35.5	87	87	100.0	53	50	94.3				53	45	84.9	48	38	79.2	32	11	34.4	26	18	69.2
	Mhlume Secondary School	2018	6241910	2	12	7	58.3	35	28	80.0	37	19	51.4	35	24	68.6	102	102	100.0	66	54	81.8				68	62	91.2	60	48	80.0	39	18	46.2	32	27	84.4
	Mjokwane Secondary School	2019	6262709	2	26	25	96.2	231	172	74.5							251	250	99.6	216	156	72.2				196	141	71.9	44	29	65.9	145	72	49.7	152	94	61.8
	Mjokwane Secondary School	2018	6262709	2	42	41	97.6	215	187	87.0							238	237	99.6	164	138	84.1				191	158	82.7	47	45	95.7	138	110	79.7	139	126	90.6
	Mntungwa Secondary School	2019	6242307	2	6	5	83.3	54	45	83.3	8	6	75.0	8	6	75.0	71	70	98.6	30	24	80.0				46	40	87.0	27	20	74.1	27	12	44.4	22	18	81.8
	Mntungwa Secondary School	2018	6242307	2	26	20	76.9	69	46	66.7	29	22	75.9	23	22	95.7	102	97	95.1	27	15	55.6				58	34	58.6	34	25	73.5	42	15	35.7	21	11	52.4
	MSHADZA SECONDARY  SCHOOL	2019	6247008	2	16	16	100.0	62	51	82.3							132	132	100.0	28	25	89.3				116	100	86.2				67	31	46.3	89	78	87.6
	MSHADZA SECONDARY  SCHOOL	2018	6247008	2	18	18	100.0	36	36	100.0							87	87	100.0	32	24	75.0				78	75	96.2				77	46	59.7	78	74	94.9
	Mthombo Secondary School	2019	6283302	2	21	20	95.2	70	48	68.6	21	21	100.0	22	15	68.2	132	131	99.2	100	92	92.0				101	77	76.2	64	54	84.4	58	28	48.3	37	31	83.8
Mthombo Secondary School	2018	6283302	2	17	15	88.2	108	76	70.4	17	17	100.0	17	17	100.0	181	181	100.0	106	87	82.1				134	99	73.9	59	41	69.5	95	39	41.1	79	62	78.5	

Province Districts	Centre Name	Year	Centre Number	Quintile	Subject Description																																
					Accounting			Agricultural Sciences			Business Studies			Economics			English First Additional Language			Geography			History			Life Sciences			Mathematical Literacy			Mathematics			Physical Sciences		
					Total Wrote	Achieved30-100%	% Achieved at 30% and Above	Total Wrote	Achieved30-100%	% Achieved at 30% and Above	Total Wrote	Achieved30-100%	% Achieved at 30% and Above	Total Wrote	Achieved30-100%	% Achieved at 30% and Above	Total Wrote	Achieved30-100%	% Achieved at 30% and Above	Total Wrote	Achieved30-100%	% Achieved at 30% and Above	Total Wrote	Achieved30-100%	% Achieved at 30% and Above	Total Wrote	Achieved30-100%	% Achieved at 30% and Above	Total Wrote	Achieved30-100%	% Achieved at 30% and Above	Total Wrote	Achieved30-100%	% Achieved at 30% and Above	Total Wrote	Achieved30-100%	% Achieved at 30% and Above
EHLANZENI	Mtimandze Secondary School	2019	6262604	2	28	27	96.4	43	36	83.7	28	17	60.7	29	24	82.8	156	156	100.0	87	62	71.3	85	81	95.3	119	92	77.3	88	70	79.5	64	23	35.9	43	34	79.1
	Mtimandze Secondary School	2018	6262604	2	31	31	100.0	47	46	97.9	31	30	96.8	31	31	100.0	194	194	100.0	112	90	80.4	116	109	94.0	158	127	80.4	112	82	73.2	78	27	34.6	46	38	82.6
	Ncakini Secondary School	2019	6283009	2	12	10	83.3	79	55	69.6	17	15	88.2	17	17	100.0	135	134	99.3	84	78	92.9	22	21	95.5	99	50	50.5	77	68	88.3	49	23	46.9	38	27	71.1
	Ncakini Secondary School	2018	6283009	2	8	7	87.5	57	35	61.4	12	9	75.0	8	8	100.0	119	117	98.3	72	55	76.4	21	21	100.0	88	60	68.2	48	40	83.3	40	23	57.5	33	26	78.8
	Ndindane Combined	2019	6262813	1				40	28	70.0							42	41	97.6	38	31	81.6				36	17	47.2	22	15	68.2	16	5	31.3	18	12	66.7
	Ndindane Combined	2018	6262813	1				57	36	63.2							58	57	98.3	59	35	59.3				57	29	50.9	33	26	78.8	25	17	68.0	25	20	80.0
	Ndlela High School	2019	6262608	2	13	9	69.2	35	30	85.7	20	13	65.0	13	10	76.9	147	137	93.2	71	52	73.2				88	43	48.9	52	32	61.5	25	12	48.0	21	15	71.4
	Ndlela High School	2018	6262608	2	16	13	81.3	28	25	89.3	16	16	100.0	16	14	87.5	77	72	93.5	58	45	77.6				60	46	76.7	44	28	63.6	31	21	67.7	16	16	100.0
	Nelspruit Private College	2019	6283195	99	11	7	63.6	28	23	82.1	30	17	56.7	22	14	63.6	38	38	100.0	47	33	70.2	10	7	70.0	47	33	70.2	36	32	88.9	42	11	26.2	31	13	41.9
	Nelspruit Private College	2018	6283195	99	9	7	77.8	18	9	50.0	23	22	95.7	24	19	79.2	22	22	100.0	30	26	86.7	15	14	93.3	28	26	92.9	26	24	92.3	30	12	40.0	18	8	44.4
	Ngazi Ndhlovu Secondary School	2019	6242309	2	14	11	78.6	22	17	77.3	27	16	59.3	13	9	69.2	95	85	89.5	12	9	75.0				73	25	34.2	31	23	74.2	23	11	47.8	11	9	81.8
	Ngazi Ndhlovu Secondary School	2018	6242309	2	17	6	35.3	30	14	46.7	43	20	46.5	16	14	87.5	121	119	98.3	63	26	41.3				73	31	42.5	53	21	39.6	38	26	68.4	21	18	85.7
Ngodini Secondary School	2019	6241903	3	18	16	88.9	79	68	86.1	17	15	88.2	17	15	88.2	147	147	100.0	100	82	82.0				98	67	68.4	97	75	77.3	37	17	45.9	22	19	86.4	
Ngodini Secondary School	2018	6241903	3	14	14	100.0	102	60	58.8	16	14	87.5	14	12	85.7	153	153	100.0	111	89	80.2				118	81	68.6	113	77	68.1	33	16	48.5	19	16	84.2	

Province Districts	Centre Name	Year	Centre Number	Quintile	Subject Description																																
					Accounting			Agricultural Sciences			Business Studies			Economics			English First Additional Language			Geography			History			Life Sciences			Mathematical Literacy			Mathematics			Physical Sciences		
					Total Wrote	Achieved30-100%	% Achieved at 30% and Above	Total Wrote	Achieved30-100%	% Achieved at 30% and Above	Total Wrote	Achieved30-100%	% Achieved at 30% and Above	Total Wrote	Achieved30-100%	% Achieved at 30% and Above	Total Wrote	Achieved30-100%	% Achieved at 30% and Above	Total Wrote	Achieved30-100%	% Achieved at 30% and Above	Total Wrote	Achieved30-100%	% Achieved at 30% and Above	Total Wrote	Achieved30-100%	% Achieved at 30% and Above	Total Wrote	Achieved30-100%	% Achieved at 30% and Above	Total Wrote	Achieved30-100%	% Achieved at 30% and Above			
EHLANZENI	Nhanyane Secondary School	2019	6262492	1	36	14	38.9	62	27	43.5						105	95	90.5							96	57	59.4				80	25	31.3	81	44	54.3	
	Nhanyane Secondary School	2018	6262492	1	65	38	58.5									73	71	97.3							68	47	69.1				61	30	49.2	60	45	75.0	
	NJ Mahlangu Secondary School	2019	6262812	2				42	34	81.0						56	56	100.0	53	41	77.4				53	35	66.0	36	30	83.3	20	7	35.0	14	8	57.1	
	NJ Mahlangu Secondary School	2018	6262812	2				27	21	77.8						44	44	100.0	41	33	80.5				40	32	80.0	21	17	81.0	23	6	26.1	16	9	56.3	
	Njejeza Secondary School	2019	6262607	2	21	17	81.0	113	104	92.0	56	46	82.1			149	149	100.0	90	83	92.2				125	103	82.4				137	65	47.4	137	60	43.8	
	Njejeza Secondary School	2018	6262607	2	13	11	84.6	87	82	94.3	52	47	90.4			124	124	100.0	86	82	95.3				97	95	97.9				109	69	63.3	109	80	73.4	
	Noah`s Ark Private College	2019	6242291	99	3	3	100.0	19	17	89.5	13	7	53.8	9	5	55.6	32	32	100.0	22	20	90.9	9	8	88.9	32	25	78.1	28	27	96.4	20	10	50.0	17	11	64.7
	Noah`s Ark Private College	2018	6242291	99	2	2	100.0	19	18	94.7	17	13	76.5	12	10	83.3	33	33	100.0	21	18	85.7	12	11	91.7	26	24	92.3	26	24	92.3	19	11	57.9	17	9	52.9
	Ntiyi Secondary School	2019	6262504	1				14	13	92.9						29	28	96.6	23	20	87.0				24	21	87.5	14	11	78.6	9	3	33.3	8	2	25.0	
	Ntiyi Secondary School	2018	6262504	1				11	10	90.9						19	19	100.0	19	15	78.9				18	16	88.9	11	7	63.6	7	6	85.7	7	5	71.4	
	Phatfwa Secondary School	2019	6242305	2	6	6	100.0	28	24	85.7	7	7	100.0	6	6	100.0	96	94	97.9	39	33	84.6	44	20	45.5	47	31	66.0	25	16	64.0	31	3	9.7	12	7	58.3
	Phatfwa Secondary School	2018	6242305	2	11	6	54.5	18	10	55.6	17	9	52.9	11	10	90.9	78	77	98.7	28	25	89.3	35	23	65.7	47	28	59.6	23	11	47.8	36	5	13.9	18	12	66.7
	PHOLA SECONDARY	2019	6247009	1	3	3	100.0	36	23	63.9	13	6	46.2	11	7	63.6	75	75	100.0	52	47	90.4				44	24	54.5	64	47	73.4	8	1	12.5	8	6	75.0
	PHOLA SECONDARY	2018	6247009	1	6	1	16.7	19	18	94.7	14	2	14.3	14	7	50.0	62	62	100.0	66	57	86.4				27	23	85.2	44	31	70.5	9	3	33.3	6	6	100.0

Province Districts	Centre Name	Year	Centre Number	Quintile	Subject Description																																
					Accounting			Agricultural Sciences			Business Studies			Economics			English First Additional Language			Geography			History			Life Sciences			Mathematical Literacy			Mathematics			Physical Sciences		
					Total Wrote	Achieved30-100%	% Achieved at 30% and Above	Total Wrote	Achieved30-100%	% Achieved at 30% and Above	Total Wrote	Achieved30-100%	% Achieved at 30% and Above	Total Wrote	Achieved30-100%	% Achieved at 30% and Above	Total Wrote	Achieved30-100%	% Achieved at 30% and Above	Total Wrote	Achieved30-100%	% Achieved at 30% and Above	Total Wrote	Achieved30-100%	% Achieved at 30% and Above	Total Wrote	Achieved30-100%	% Achieved at 30% and Above	Total Wrote	Achieved30-100%	% Achieved at 30% and Above	Total Wrote	Achieved30-100%	% Achieved at 30% and Above			
EHLANZENI	Phumula Secondary School	2019	6262501	1				25	20	80.0							32	32	100.0							31	24	77.4				25	3	12.0	28	15	53.6
	Phumula Secondary School	2018	6262501	1				28	24	85.7							28	28	100.0							28	27	96.4				28	12	42.9	28	23	82.1
	PORTIA SHABANGU	2019	6283198	1	11	11	100.0	28	26	92.9	19	11	57.9	17	13	76.5	54	54	100.0	20	15	75.0				27	26	96.3				42	7	16.7	17	15	88.2
	PORTIA SHABANGU	2018	6283198	1	15	15	100.0	22	18	81.8	20	15	75.0	16	15	93.8	46	43	93.5							26	19	73.1				34	12	35.3	19	11	57.9
	PROFESSOR SS REPINGA COMBINED SCHOOL	2019	6262711	1				33	29	87.9							33	33	100.0	30	29	96.7				31	29	93.5				29	13	44.8	30	21	70.0
	PROFESSOR SS REPINGA COMBINED SCHOOL	2018	6262711	1				50	35	70.0							50	49	98.0	41	30	73.2				39	36	92.3				39	12	30.8	49	28	57.1
	ROYAL HIGH SCHOOL	2019	6242292	99	7	7	100.0	12	9	75.0	9	8	88.9	8	7	87.5	50	47	94.0	13	6	46.2	32	25	78.1	12	9	75.0	36	28	77.8	10	3	30.0	5	4	80.0
	ROYAL HIGH SCHOOL	2018	6242292	99	8	5	62.5	28	6	21.4	14	14	100.0	13	10	76.9	44	44	100.0	14	11	78.6	18	18	100.0	17	15	88.2	36	22	61.1	13	6	46.2	8	8	100.0
	Sabane Secondary School	2019	6283307	1				24	18	75.0	10	10	100.0	10	9	90.0	46	46	100.0	41	40	97.6				28	25	89.3	31	28	90.3	13	5	38.5	7	7	100.0
	Sabane Secondary School	2018	6283307	1	5	4	80.0				22	18	81.8	19	14	73.7	36	35	97.2	28	25	89.3				12	12	100.0	18	8	44.4	22	8	36.4	10	10	100.0
	SAKHILE SECONDARY SCHOOL	2019	6247006	2	4	1	25.0	54	27	50.0	3	1	33.3	4	1	25.0	93	93	100.0	51	13	25.5	30	26	86.7	53	30	56.6	74	31	41.9	24	2	8.3	21	8	38.1
	SAKHILE SECONDARY SCHOOL	2018	6247006	2	4	4	100.0	48	33	68.8	5	5	100.0	5	4	80.0	91	91	100.0	36	29	80.6	32	31	96.9	49	42	85.7	66	46	69.7	24	7	29.2	20	15	75.0
	Samora Machel Secondary School	2019	6262508	1													115	109	94.8	61	51	83.6				112	80	71.4				104	25	24.0	104	37	35.6



Province Districts	Centre Name	Year	Centre Number	Quintile	Subject Description																																
					Accounting			Agricultural Sciences			Business Studies			Economics			English First Additional Language			Geography			History			Life Sciences			Mathematical Literacy			Mathematics			Physical Sciences		
					Total Wrote	Achieved30-100%	% Achieved at 30% and Above	Total Wrote	Achieved30-100%	% Achieved at 30% and Above	Total Wrote	Achieved30-100%	% Achieved at 30% and Above	Total Wrote	Achieved30-100%	% Achieved at 30% and Above	Total Wrote	Achieved30-100%	% Achieved at 30% and Above	Total Wrote	Achieved30-100%	% Achieved at 30% and Above	Total Wrote	Achieved30-100%	% Achieved at 30% and Above	Total Wrote	Achieved30-100%	% Achieved at 30% and Above	Total Wrote	Achieved30-100%	% Achieved at 30% and Above	Total Wrote	Achieved30-100%	% Achieved at 30% and Above			
EHLANZENI	SICELOSETHU SECONDARY SCHOOL	2019	6283308	1	3	3	100.0	19	10	52.6	36	18	50.0				79	79	100.0	54	41	75.9				25	16	64.0	52	35	67.3	8	6	75.0	8	6	75.0
	SICELOSETHU SECONDARY SCHOOL	2018	6283308	1	1	1	100.0	24	20	83.3	37	25	67.6				70	69	98.6	58	45	77.6				30	20	66.7	53	28	52.8	5	5	100.0	5	5	100.0
	Sidlamafa Secondary School	2019	6262606	2	10	9	90.0	182	83	45.6							191	184	96.3	192	120	62.5				74	64	86.5				75	27	36.0	75	44	58.7
	Sidlamafa Secondary School	2018	6262606	2	11	11	100.0	140	110	78.6							151	151	100.0	151	127	84.1				149	117	78.5				149	38	25.5	149	50	33.6
	Sidungeni Secondary School	2019	6283010	1				50	42	84.0				28	27	96.4	60	60	100.0	37	37	100.0				24	24	100.0	31	31	100.0	23	21	91.3	26	26	100.0
	Sidungeni Secondary School	2018	6283010	1	6	6	100.0	8	6	75.0	28	25	89.3	18	12	66.7	44	44	100.0	36	25	69.4				7	7	100.0	30	29	96.7	8	8	100.0	7	7	100.0
	Sigweje Secondary School	2019	6262808	1	10	9	90.0	24	24	100.0	11	10	90.9	11	10	90.9	87	86	98.9	58	51	87.9	38	36	94.7	26	26	100.0	48	43	89.6	19	13	68.4	19	10	52.6
	Sigweje Secondary School	2018	6262808	1	16	11	68.8	40	32	80.0	18	13	72.2	18	11	61.1	119	119	100.0	82	55	67.1	56	48	85.7	32	32	100.0	44	31	70.5	46	19	41.3	30	17	56.7
	Sikhwahlane Secondary School	2019	6262806	1	15	15	100.0	103	95	92.2	14	12	85.7	14	9	64.3	129	128	99.2	102	100	98.0				100	89	89.0	31	30	96.8	83	58	69.9	74	64	86.5
	Sikhwahlane Secondary School	2018	6262806	1	20	20	100.0	112	111	99.1	20	20	100.0	20	20	100.0	141	141	100.0	112	106	94.6				112	101	90.2	46	40	87.0	94	74	78.7	75	68	90.7
	Siligane Secondary School	2019	6241906	2	8	8	100.0	21	19	90.5	9	8	88.9	9	4	44.4	65	65	100.0	39	35	89.7				38	32	84.2	37	31	83.8	17	11	64.7	15	13	86.7
	Siligane Secondary School	2018	6241906	2	12	8	66.7	18	12	66.7	13	2	15.4	13	3	23.1	73	71	97.3	47	33	70.2				41	28	68.3	25	12	48.0	36	19	52.8	26	19	73.1
	Sincobile Secondary School	2019	6262705	1	23	12	52.2	67	50	74.6	73	37	50.7	8	7	87.5	188	188	100.0	118	89	75.4	30	23	76.7	111	72	64.9	86	62	72.1	70	31	44.3	59	48	81.4



Province Districts	Centre Name	Year	Centre Number	Quintile	Subject Description																																
					Accounting			Agricultural Sciences			Business Studies			Economics			English First Additional Language			Geography			History			Life Sciences			Mathematical Literacy			Mathematics			Physical Sciences		
					Total Wrote	Achieved30-100%	% Achieved at 30% and Above	Total Wrote	Achieved30-100%	% Achieved at 30% and Above	Total Wrote	Achieved30-100%	% Achieved at 30% and Above	Total Wrote	Achieved30-100%	% Achieved at 30% and Above	Total Wrote	Achieved30-100%	% Achieved at 30% and Above	Total Wrote	Achieved30-100%	% Achieved at 30% and Above	Total Wrote	Achieved30-100%	% Achieved at 30% and Above	Total Wrote	Achieved30-100%	% Achieved at 30% and Above	Total Wrote	Achieved30-100%	% Achieved at 30% and Above	Total Wrote	Achieved30-100%	% Achieved at 30% and Above			
EHLANZENI	Sincobile Secondary School	2018	6262705	1	21	10	47.6	43	39	90.7	66	44	66.7	15	14	93.3	128	127	99.2	92	51	55.4	23	17	73.9	76	58	76.3	52	44	84.6	47	30	63.8	34	32	94.1
	Siphumelele Secondary School	2019	6242203	2	10	8	80.0	62	43	69.4	10	10	100.0	10	9	90.0	95	91	95.8	37	28	75.7				72	28	38.9	50	33	66.0	23	5	21.7	21	12	57.1
	Siphumelele Secondary School	2018	6242203	2	16	13	81.3	66	51	77.3	21	21	100.0	17	13	76.5	95	93	97.9	26	24	92.3				54	47	87.0	23	19	82.6	51	9	17.6	31	17	54.8
	Sitfokotile Secondary School	2019	6283205	3	33	29	87.9	29	19	65.5	41	32	78.0	34	25	73.5	119	119	100.0	30	29	96.7	27	24	88.9	66	52	78.8	32	25	78.1	61	22	36.1	29	21	72.4
	Sitfokotile Secondary School	2018	6283205	3	7	7	100.0	85	49	57.6	13	7	53.8	7	7	100.0	156	156	100.0	54	41	75.9	87	80	92.0	138	99	71.7	85	56	65.9	57	31	54.4	50	29	58.0
	Sitintile Secondary School	2019	6283008	3	47	45	95.7	63	57	90.5							176	176	100.0	66	62	93.9				160	124	77.5				157	87	55.4	158	107	67.7
	Sitintile Secondary School	2018	6283008	3	40	40	100.0	81	79	97.5							162	162	100.0	46	42	91.3				158	140	88.6				157	81	51.6	149	107	71.8
	Sophungane Combined School	2019	6262510	1	32	25	78.1	64	57	89.1							66	66	100.0							65	55	84.6				48	21	43.8	48	39	81.3
	Sophungane Combined School	2018	6262510	1	37	24	64.9	64	61	95.3							67	67	100.0							67	61	91.0				63	49	77.8	63	45	71.4
	Soshangane Secondary School	2019	6262407	1	17	17	100.0	30	30	100.0	22	17	77.3	17	15	88.2	109	108	99.1	76	67	88.2	65	58	89.2	30	30	100.0	48	33	68.8	47	15	31.9	30	26	86.7
	Soshangane Secondary School	2018	6262407	1	26	25	96.2	46	43	93.5	31	24	77.4	29	29	100.0	157	156	99.4	144	78	54.2	98	91	92.9	44	41	93.2	80	41	51.3	69	27	39.1	44	30	68.2
	ST MARK'S SCHOOL	2019	6283192	99	3	0	0.0	4	3	75.0	14	2	14.3	5	0	0.0	17	17	100.0	27	15	55.6	1	1	100.0	11	9	81.8	30	25	83.3	11	7	63.6	8	8	100.0
	ST MARK'S SCHOOL	2018	6283192	99	1	0	0.0	21	13	61.9	11	7	63.6	7	4	57.1	38	37	97.4	36	25	69.4				21	18	85.7	37	21	56.8	13	10	76.9	10	8	80.0

Province Districts	Centre Name	Year	Centre Number	Quintile	Subject Description																																	
					Accounting			Agricultural Sciences			Business Studies			Economics			English First Additional Language			Geography			History			Life Sciences			Mathematical Literacy			Mathematics			Physical Sciences			
					Total Wrote	Achieved30-100%	% Achieved at 30% and Above	Total Wrote	Achieved30-100%	% Achieved at 30% and Above	Total Wrote	Achieved30-100%	% Achieved at 30% and Above	Total Wrote	Achieved30-100%	% Achieved at 30% and Above	Total Wrote	Achieved30-100%	% Achieved at 30% and Above	Total Wrote	Achieved30-100%	% Achieved at 30% and Above	Total Wrote	Achieved30-100%	% Achieved at 30% and Above	Total Wrote	Achieved30-100%	% Achieved at 30% and Above	Total Wrote	Achieved30-100%	% Achieved at 30% and Above	Total Wrote	Achieved30-100%	% Achieved at 30% and Above				
EHLANZENI	Steenbok Secondary School	2019	6262503	1	48	46	95.8								48	48	100.0										47	45	95.7				46	36	78.3	47	43	91.5
	Steenbok Secondary School	2018	6262503	1	57	47	82.5								59	59	100.0										49	44	89.8				53	31	58.5	51	47	92.2
	Suikerland Secondary School	2019	6262603	4	19	19	100.0								190	190	100.0	153	150	98.0							164	153	93.3				136	121	89.0	135	129	95.6
	Suikerland Secondary School	2018	6262603	4	8	8	100.0								156	156	100.0	112	104	92.9							128	125	97.7				140	126	90.0	140	125	89.3
	THE KING'S SCHOOL	2019	6242393	99	7	7	100.0			12	11	91.7	15	14	93.3				18	18	100.0						27	27	100.0				38	37	97.4	26	26	100.0
	THE KING'S SCHOOL	2018	6242393	99	2	2	100.0			7	6	85.7	3	3	100.0				8	8	100.0						13	13	100.0				14	12	85.7	7	7	100.0
	THE OASIS COLLEGE	2019	6241995	99	26	25	96.2	134	132	98.5	107	97	90.7	26	22	84.6	76	76	100.0	118	113	95.8					111	105	94.6	102	99	97.1	42	33	78.6	38	33	86.8
	THE OASIS COLLEGE	2018	6241995	99	18	14	77.8	109	101	92.7	84	70	83.3	20	16	80.0	85	84	98.8	119	99	83.2					98	93	94.9	82	70	85.4	46	38	82.6	38	37	97.4
	Thembeka Secondary School	2019	6283003	2	16	15	93.8				71	39	54.9				134	130	97.0	32	20	62.5	92	83	90.2	66	36	54.5	58	57	98.3	24	19	79.2	24	20	83.3	
	Thembeka Secondary School	2018	6283003	2	21	17	81.0				64	44	68.8				110	110	100.0	30	24	80.0	65	57	87.7	48	39	81.3	52	47	90.4	28	21	75.0	28	24	85.7	
	Tikhontele Secondary School	2019	6283204	3	46	23	50.0	97	30	30.9						257	253	98.4	123	38	30.9						177	68	38.4				131	23	17.6	144	26	18.1
	Tikhontele Secondary School	2018	6283204	3	30	18	60.0	72	35	48.6						191	185	96.9	90	38	42.2						126	81	64.3				94	22	23.4	109	36	33.0
	Tikhuni Secondary School	2019	6262810	1	27	26	96.3	89	81	91.0	25	20	80.0	24	21	87.5	137	136	99.3	92	85	92.4	33	33	100.0	85	64	75.3	92	69	75.0	31	23	74.2	27	27	100.0	
	Tikhuni Secondary School	2018	6262810	1	16	13	81.3	64	58	90.6	18	14	77.8	16	13	81.3	99	99	100.0	81	70	86.4	19	19	100.0	67	49	73.1	46	40	87.0	33	15	45.5	19	19	100.0	

Province Districts	Subject Description																																							
	Centre Name	Year	Centre Number	Quintile	Accounting			Agricultural Sciences			Business Studies			Economics			English First Additional Language			Geography			History			Life Sciences			Mathematical Literacy			Mathematics			Physical Sciences					
					Total Wrote	Achieved30-100%	% Achieved at 30% and Above	Total Wrote	Achieved30-100%	% Achieved at 30% and Above	Total Wrote	Achieved30-100%	% Achieved at 30% and Above	Total Wrote	Achieved30-100%	% Achieved at 30% and Above	Total Wrote	Achieved30-100%	% Achieved at 30% and Above	Total Wrote	Achieved30-100%	% Achieved at 30% and Above	Total Wrote	Achieved30-100%	% Achieved at 30% and Above	Total Wrote	Achieved30-100%	% Achieved at 30% and Above	Total Wrote	Achieved30-100%	% Achieved at 30% and Above	Total Wrote	Achieved30-100%	% Achieved at 30% and Above						
EHLANZENI	Tinhlonhla Secondary School	2019	6262601	1	10	9	90.0	61	47	77.0	10	9	90.0	10	7	70.0	165	161	97.6	86	85	98.8	140	122	87.1	50	39	78.0	86	79	91.9	21	18	85.7	12	11	91.7			
	Tinhlonhla Secondary School	2018	6262601	1	15	13	86.7	97	65	67.0	15	13	86.7	15	14	93.3	164	164	100.0	108	76	70.4	111	102	91.9	88	65	73.9	101	76	75.2	53	38	71.7	35	32	91.4			
	TWIN COLLEGE	2019	6242293	99				58	54	93.1	18	1	5.6	13	1	7.7	66	61	92.4	32	3	9.4	34	18	52.9	52	21	40.4	56	16	28.6	22	18	81.8	21	13	61.9			
	TWIN COLLEGE	2018	6242293	99				47	46	97.9	17	7	41.2	17	9	52.9	77	73	94.8	34	15	44.1	34	26	76.5	45	40	88.9	68	59	86.8	14	14	100.0	12	4	33.3			
	UMLALATI LEARNING CENTRE	2019	6282907	99							5	4	80.0				4	4	100.0	2	2	100.0				2	2	100.0	3	3	100.0	2	0	0.0						
	UMLALATI LEARNING CENTRE	2018	6282907	99							10	9	90.0				10	10	100.0	2	2	100.0				4	4	100.0	8	6	75.0	2	2	100.0						
	Valencia Combined School	2019	6283104	4	33	32	97.0				40	21	52.5	40	18	45.0										20	19	95.0	22	21	95.5	49	43	87.8	32	22	68.8	21	19	90.5
	Valencia Combined School	2018	6283104	4	34	33	97.1				43	28	65.1	43	34	79.1										25	25	100.0	17	17	100.0	51	45	88.2	34	22	64.7	17	16	94.1
	Vulindlela Secondary School	2019	6241907	3	8	8	100.0	53	49	92.5	10	7	70.0	11	6	54.5	87	87	100.0	69	68	98.6				68	65	95.6	55	46	83.6	22	9	40.9	15	12	80.0			
	Vulindlela Secondary School	2018	6241907	3	10	9	90.0	62	52	83.9	13	10	76.9	13	12	92.3	106	106	100.0	92	81	88.0				74	64	86.5	66	58	87.9	29	13	44.8	19	13	68.4			
	VUSELELA LEARNING CENTRE	2019	6282906	99							9	5	55.6				10	9	90.0	3	3	100.0				5	1	20.0	10	7	70.0									
	VUSELELA LEARNING CENTRE	2018	6282906	99							13	11	84.6				15	15	100.0	9	8	88.9				4	2	50.0	14	10	71.4									
	WATERSHED SECONDARY SCHOOL	2018	6283189	99	5	3	60.0	10	8	80.0	20	10	50.0	11	7	63.6	6	6	100.0	23	21	91.3	10	9	90.0	14	13	92.9	20	16	80.0	14	9	64.3	9	5	55.6			
	WEM KABOKWENI	2019	6241991	99				19	11	57.9	12	8	66.7	15	4	26.7	52	49	94.2	6	2	33.3	32	20	62.5	25	11	44.0	28	21	75.0	14	1	7.1	12	1	8.3			

Province Districts	Centre Name	Year	Centre Number	Quintile	Subject Description																																
					Accounting			Agricultural Sciences			Business Studies			Economics			English First Additional Language			Geography			History			Life Sciences			Mathematical Literacy			Mathematics			Physical Sciences		
					Total Wrote	Achieved30-100%	% Achieved at 30% and Above	Total Wrote	Achieved30-100%	% Achieved at 30% and Above	Total Wrote	Achieved30-100%	% Achieved at 30% and Above	Total Wrote	Achieved30-100%	% Achieved at 30% and Above	Total Wrote	Achieved30-100%	% Achieved at 30% and Above	Total Wrote	Achieved30-100%	% Achieved at 30% and Above	Total Wrote	Achieved30-100%	% Achieved at 30% and Above	Total Wrote	Achieved30-100%	% Achieved at 30% and Above	Total Wrote	Achieved30-100%	% Achieved at 30% and Above	Total Wrote	Achieved30-100%	% Achieved at 30% and Above			
EHLANZENI	WEM KABOKWENI	2018	6241991	99				23	17	73.9	14	4	28.6	8	1	12.5	66	64	97.0	22	6	27.3	33	17	51.5	36	14	38.9	62	34	54.8	10	3	30.0	10	3	30.0
	WHITE RIVER EXAM CENTRE	2019	6242310	1	2	0	0.0	9	4	44.4	17	2	11.8	16	0	0.0	25	23	92.0	0	0					9	0	0.0	25	10	40.0	3	0	0.0	2	0	0.0
	ZB Kunene Secondary School	2019	6283005	3	14	7	50.0	30	28	93.3	26	26	100.0	14	12	85.7	69	68	98.6	33	29	87.9				42	40	95.2	58	50	86.2	8	5	62.5	8	8	100.0
	ZB Kunene Secondary School	2018	6283005	3	9	4	44.4	30	24	80.0	34	23	67.6	9	8	88.9	83	81	97.6	44	30	68.2				46	39	84.8	41	29	70.7	15	3	20.0	13	10	76.9
	Zenzele Secondary School	2019	6262511	1	9	4	44.4	101	73	72.3	58	28	48.3	9	7	77.8	85	85	100.0	92	66	71.7				96	41	42.7	54	47	87.0	37	18	48.6	37	29	78.4
	Zenzele Secondary School	2018	6262511	1	15	4	26.7	58	48	82.8	45	31	68.9	15	11	73.3	67	67	100.0	42	36	85.7				40	32	80.0	29	20	69.0	29	5	17.2	15	9	60.0
	Zikodze Secondary school	2019	6241909	2				18	17	94.4							64	64	100.0	43	41	95.3				54	46	85.2	52	41	78.8	16	10	62.5	17	15	88.2
Zikodze Secondary school	2018	6241909	2				23	20	87.0							65	65	100.0	47	45	95.7				70	65	92.9	47	42	89.4	23	13	56.5	23	19	82.6	
GERT SIBANDE	Alpheus D Nkosi Secondary School	2019	6191404	2	29	27	93.1									100	100	100.0							51	47	92.2				40	29	72.5	41	37	90.2	
	Alpheus D Nkosi Secondary School	2018	6191404	2	44	35	79.5									81	81	100.0							54	51	94.4				64	44	68.8	64	52	81.3	
	Amadlelo Aluhlaza Secondary School	2019	6121005	1				56	42	75.0						130	126	96.9	43	33	76.7				92	62	67.4				88	35	39.8	98	74	75.5	
	Amadlelo Aluhlaza Secondary School	2018	6121005	1				70	53	75.7						130	127	97.7	59	43	72.9				130	95	73.1				112	64	57.1	129	89	69.0	
	Azalea Combined School	2019	6191805	3	17	17	100.0				16	11	68.8						16	15	93.8				33	18	54.5	16	15	93.8	17	9	52.9	17	15	88.2	

Province Districts	Centre Name	Year	Centre Number	Quintile	Subject Description																																
					Accounting			Agricultural Sciences			Business Studies			Economics			English First Additional Language			Geography			History			Life Sciences			Mathematical Literacy			Mathematics			Physical Sciences		
					Total Wrote	Achieved30-100%	% Achieved at 30% and Above	Total Wrote	Achieved30-100%	% Achieved at 30% and Above	Total Wrote	Achieved30-100%	% Achieved at 30% and Above	Total Wrote	Achieved30-100%	% Achieved at 30% and Above	Total Wrote	Achieved30-100%	% Achieved at 30% and Above	Total Wrote	Achieved30-100%	% Achieved at 30% and Above	Total Wrote	Achieved30-100%	% Achieved at 30% and Above	Total Wrote	Achieved30-100%	% Achieved at 30% and Above	Total Wrote	Achieved30-100%	% Achieved at 30% and Above	Total Wrote	Achieved30-100%	% Achieved at 30% and Above			
GERT SIBANDE	Azalea Combined School	2018	6191805	3	12	11	91.7				17	16	94.1							19	18	94.7				29	20	69.0	17	16	94.1	12	9	75.0	12	12	100.0
	Bantfwabethu Secondary School	2019	6110403	1	10	7	70.0	30	24	80.0	36	15	41.7	10	8	80.0	86	86	100.0	35	35	100.0	23	22	95.7	42	22	52.4	45	45	100.0	25	13	52.0	16	16	100.0
	Bantfwabethu Secondary School	2018	6110403	1	4	3	75.0	20	18	90.0	16	10	62.5	6	6	100.0	79	79	100.0	52	46	88.5	31	28	90.3	56	32	57.1	36	34	94.4	26	14	53.8	22	21	95.5
	Bee Maseko Secondary School	2019	6120904	1	9	9	100.0	28	23	82.1	12	11	91.7	8	8	100.0	57	56	98.2	11	11	100.0	16	15	93.8	33	27	81.8	21	17	81.0	21	11	52.4	18	15	83.3
	Bee Maseko Secondary School	2018	6120904	1	4	4	100.0	18	16	88.9	6	4	66.7	7	5	71.4	42	41	97.6	17	14	82.4	12	10	83.3	27	22	81.5	11	7	63.6	21	14	66.7	16	13	81.3
	Camden Combined School	2019	6120906	1	32	29	90.6										43	43	100.0							31	24	77.4				24	17	70.8	27	24	88.9
	Camden Combined School	2018	6120906	1	35	15	42.9										35	35	100.0							35	26	74.3				35	12	34.3	35	22	62.9
	Cana Combined School	2019	6121007	1	7	3	42.9				15	4	26.7	9	6	66.7	79	71	89.9	50	26	52.0				35	27	77.1				25	21	84.0	31	24	77.4
	Cana Combined School	2018	6121007	1	10	4	40.0				14	7	50.0	8	6	75.0	84	84	100.0	59	31	52.5				43	30	69.8				46	30	65.2	52	28	53.8
	CAROLINA AKADEEMIESE SKOOL	2019	6110204	4	3	3	100.0				13	12	92.3				13	13	100.0	15	14	93.3				28	28	100.0	31	29	93.5	12	10	83.3	9	9	100.0
	CAROLINA AKADEEMIESE SKOOL	2018	6110204	4	7	7	100.0				14	9	64.3				13	13	100.0	14	14	100.0				21	21	100.0	22	22	100.0	13	13	100.0	8	8	100.0
	Carolina Combined School	2019	6110203	4	20	18	90.0										27	13	48.1							35	20	57.1	21	20	95.2	24	15	62.5	22	22	100.0
	Carolina Combined School	2018	6110203	4	7	7	100.0										25	13	52.0							31	28	90.3	9	9	100.0	31	21	67.7	25	23	92.0

Province Districts	Centre Name	Year	Centre Number	Quintile	Subject Description																																
					Accounting			Agricultural Sciences			Business Studies			Economics			English First Additional Language			Geography			History			Life Sciences			Mathematical Literacy			Mathematics			Physical Sciences		
					Total Wrote	Achieved30-100%	% Achieved at 30% and Above	Total Wrote	Achieved30-100%	% Achieved at 30% and Above	Total Wrote	Achieved30-100%	% Achieved at 30% and Above	Total Wrote	Achieved30-100%	% Achieved at 30% and Above	Total Wrote	Achieved30-100%	% Achieved at 30% and Above	Total Wrote	Achieved30-100%	% Achieved at 30% and Above	Total Wrote	Achieved30-100%	% Achieved at 30% and Above	Total Wrote	Achieved30-100%	% Achieved at 30% and Above	Total Wrote	Achieved30-100%	% Achieved at 30% and Above	Total Wrote	Achieved30-100%	% Achieved at 30% and Above	Total Wrote	Achieved30-100%	% Achieved at 30% and Above
GERT SIBANDE	Cebisa Secondary School	2019	6120807	2	13	4	30.8				15	4	26.7	13	3	23.1	140	135	96.4	76	39	51.3	48	35	72.9	79	30	38.0	58	53	91.4	34	14	41.2	32	11	34.4
	Cebisa Secondary School	2018	6120807	2	0	0				7	4	57.1	8	4	50.0	83	82	98.8	52	24	46.2	38	30	78.9	69	33	47.8	40	22	55.0	34	13	38.2	32	10	31.3	
	Chief Ampie Mayisa Secondary School	2019	6191605	2	4	4	100.0			24	14	58.3	4	4	100.0	71	71	100.0	43	41	95.3	7	6	85.7	33	33	100.0	24	17	70.8	35	22	62.9	32	26	81.3	
	Chief Ampie Mayisa Secondary School	2018	6191605	2	10	7	70.0			48	21	43.8	14	6	42.9	129	124	96.1	69	55	79.7	32	29	90.6	24	24	100.0	63	41	65.1	34	11	32.4	23	14	60.9	
	Chief C J Nkosi Secondary School	2019	6110308	1												23	23	100.0	23	21	91.3				23	21	91.3	13	13	100.0	10	10	100.0	10	9	90.0	
	Chief C J Nkosi Secondary School	2018	6110308	1												29	29	100.0	24	22	91.7				24	21	87.5	18	14	77.8	10	9	90.0	10	10	100.0	
	Chief Jerry Nkosi Secondary School	2019	6110405	1	12	10	83.3	52	45	86.5	18	6	33.3	12	7	58.3	129	127	98.4	76	69	90.8				94	80	85.1	66	57	86.4	42	25	59.5	28	27	96.4
	Chief Jerry Nkosi Secondary School	2018	6110405	1	11	9	81.8	84	66	78.6	11	10	90.9	10	9	90.0	141	141	100.0	112	92	82.1				116	106	91.4	81	63	77.8	50	36	72.0	40	33	82.5
	Chief S W Nhlapho Secondary School	2019	6110302	1	17	9	52.9	59	41	69.5	18	10	55.6	17	14	82.4	140	136	97.1	104	73	70.2				112	101	90.2	71	52	73.2	64	37	57.8	64	62	96.9
	Chief S W Nhlapho Secondary School	2018	6110302	1	34	19	55.9	59	37	62.7	35	25	71.4	33	20	60.6	153	150	98.0	116	64	55.2				116	83	71.6	85	61	71.8	63	33	52.4	58	57	98.3
	Chief T D Nkosi Secondary School	2019	6110502	1				30	28	93.3	14	6	42.9	13	9	69.2	116	109	94.0	34	26	76.5	21	18	85.7	93	74	79.6	74	61	82.4	28	16	57.1	26	21	80.8
	Chief T D Nkosi Secondary School	2018	6110502	1	6	5	83.3	26	23	88.5	21	11	52.4	16	15	93.8	120	119	99.2	47	24	51.1				93	72	77.4	66	46	69.7	32	16	50.0	29	14	48.3
	Dlomodlomo Secondary School	2019	6110106	1	30	19	63.3	20	14	70.0	32	22	68.8	27	15	55.6	133	133	100.0	80	69	86.3				94	81	86.2				111	44	39.6	94	47	50.0

Province Districts	Centre Name	Year	Centre Number	Quintile	Subject Description																																	
					Accounting			Agricultural Sciences			Business Studies			Economics			English First Additional Language			Geography			History			Life Sciences			Mathematical Literacy			Mathematics			Physical Sciences			
					Total Wrote	Achieved30-100%	% Achieved at 30% and Above	Total Wrote	Achieved30-100%	% Achieved at 30% and Above	Total Wrote	Achieved30-100%	% Achieved at 30% and Above	Total Wrote	Achieved30-100%	% Achieved at 30% and Above	Total Wrote	Achieved30-100%	% Achieved at 30% and Above	Total Wrote	Achieved30-100%	% Achieved at 30% and Above	Total Wrote	Achieved30-100%	% Achieved at 30% and Above	Total Wrote	Achieved30-100%	% Achieved at 30% and Above	Total Wrote	Achieved30-100%	% Achieved at 30% and Above	Total Wrote	Achieved30-100%	% Achieved at 30% and Above				
GERT SIBANDE	Dlomdlomo Secondary School	2018	6110106	1	25	21	84.0	56	26	46.4	22	18	81.8	22	16	72.7	215	214	99.5	134	100	74.6	17	9	52.9	176	118	67.0	34	18	52.9	139	69	49.6	125	60	48.0	
	Ekulindeni Secondary School	2019	6110401	1				28	15	53.6	12	6	50.0	8	4	50.0	79	77	97.5	37	29	78.4				48	32	66.7	12	5	41.7	44	15	34.1	59	31	52.5	
	Ekulindeni Secondary School	2018	6110401	1				49	20	40.8	11	7	63.6	11	5	45.5	117	112	95.7	56	43	76.8				102	56	54.9	43	18	41.9	72	22	30.6	72	44	61.1	
	Elangwane Secondary School	2019	6120907	1	20	20	100.0										77	76	98.7							46	40	87.0				42	16	38.1	48	44	91.7	
	Elangwane Secondary School	2018	6120907	1	12	12	100.0				8	7	87.5	8	8	100.0	67	67	100.0	33	21	63.6	24	15	62.5	53	22	41.5	24	11	45.8	32	10	31.3	34	12	35.3	
	Engabezweni Secondary School	2019	6110103	2	15	15	100.0	54	45	83.3	5	5	100.0	5	5	100.0	96	93	96.9	37	34	91.9				67	44	65.7	28	26	92.9	43	16	37.2	40	26	65.0	
	Engabezweni Secondary School	2018	6110103	2	9	9	100.0	62	56	90.3	6	6	100.0	6	6	100.0	103	103	100.0	57	49	86.0				66	58	87.9	33	31	93.9	42	14	33.3	35	28	80.0	
	Enkhanini Secondary School	2019	6110510	1				42	16	38.1	32	15	46.9	24	12	50.0	53	49	92.5							19	11	57.9	31	21	67.7	18	4	22.2	18	7	38.9	
	Enkhanini Secondary School	2018	6110510	1				44	15	34.1	37	11	29.7	30	14	46.7	54	54	100.0							15	9	60.0	29	18	62.1	15	4	26.7	14	7	50.0	
	ERMELO COMBINED SCHOOL	2019	6120804	5	7	7	100.0								15	14	93.3										21	20	95.2	17	17	100.0	12	12	100.0	10	10	100.0
	ERMELO COMBINED SCHOOL	2018	6120804	5	5	3	60.0								14	10	71.4										21	21	100.0	14	14	100.0	12	12	100.0	11	11	100.0
	Esibusisweni Combined School	2019	6120601	1								12	11	91.7				36	36	100.0	34	33	97.1				31	28	90.3	12	12	100.0	16	5	31.3	21	21	100.0
Esibusisweni Combined School	2018	6120601	1	1	1	100.0					13	13	100.0	13	13	100.0	26	26	100.0	26	19	73.1				9	9	100.0	12	11	91.7	9	1	11.1	8	8	100.0	



Province Districts	Centre Name	Year	Centre Number	Quintile	Subject Description																																
					Accounting			Agricultural Sciences			Business Studies			Economics			English First Additional Language			Geography			History			Life Sciences			Mathematical Literacy			Mathematics			Physical Sciences		
					Total Wrote	Achieved30-100%	% Achieved at 30% and Above	Total Wrote	Achieved30-100%	% Achieved at 30% and Above	Total Wrote	Achieved30-100%	% Achieved at 30% and Above	Total Wrote	Achieved30-100%	% Achieved at 30% and Above	Total Wrote	Achieved30-100%	% Achieved at 30% and Above	Total Wrote	Achieved30-100%	% Achieved at 30% and Above	Total Wrote	Achieved30-100%	% Achieved at 30% and Above	Total Wrote	Achieved30-100%	% Achieved at 30% and Above	Total Wrote	Achieved30-100%	% Achieved at 30% and Above	Total Wrote	Achieved30-100%	% Achieved at 30% and Above			
GERT SIBANDE	EZAKHENI COMBINED SCHOOL	2019	6121210	1	10	8	80.0				13	6	46.2	11	8	72.7	39	39	100.0	18	18	100.0				22	21	95.5				30	13	43.3	15	8	53.3
	EZAKHENI COMBINED SCHOOL	2018	6121210	1	5	4	80.0				13	7	53.8	6	4	66.7	50	45	90.0	20	16	80.0				31	22	71.0	14	11	78.6	22	18	81.8	17	11	64.7
	Gekombineerde Skool Balfour	2019	6191301	4	7	7	100.0	9	6	66.7	20	10	50.0				25	25	100.0	10	7	70.0				20	14	70.0	32	30	93.8	10	10	100.0	5	4	80.0
	Gekombineerde Skool Balfour	2018	6191301	4	2	2	100.0				32	25	78.1				15	15	100.0	7	7	100.0				23	21	91.3	32	32	100.0	8	8	100.0	8	8	100.0
	GEORGE HOFMEYER HIGH SCHOOL	2019	6191809	99							2	1	50.0				2	2	100.0										2	2	100.0						
	GEORGE HOFMEYER HIGH SCHOOL	2018	6191809	99							8	7	87.5				8	8	100.0										8	8	100.0						
	Glen Eland Combined School	2019	6120606	1							34	19	55.9				45	45	100.0	46	35	76.1				39	29	74.4	22	16	72.7	17	6	35.3	13	9	69.2
	Glen Eland Combined School	2018	6120606	1							33	17	51.5				55	55	100.0	53	38	71.7				34	31	91.2	25	20	80.0	11	9	81.8	14	11	78.6
	Highveld Muslim Combined School	2019	6191591	99	4	4	100.0																			4	4	100.0				4	4	100.0	4	4	100.0
	Highveld Muslim Combined School	2018	6191591	99	3	3	100.0																			3	3	100.0				3	3	100.0	3	3	100.0
	Highveld Park High School	2019	6191505	5	9	6	66.7				52	31	59.6							12	8	66.7				26	26	100.0	54	51	94.4	30	20	66.7	23	18	78.3
	Highveld Park High School	2018	6191505	5	3	3	100.0				51	37	72.5							53	48	90.6				57	54	94.7	82	79	96.3	31	28	90.3	23	18	78.3
	Highveld Secondary School	2019	6110408	1	33	29	87.9	19	10	52.6							161	161	100.0	18	18	100.0				49	47	95.9				80	69	86.3	79	79	100.0

Province Districts	Subject Description																																				
	Centre Name	Year	Centre Number	Quintile	Accounting			Agricultural Sciences			Business Studies			Economics			English First Additional Language			Geography			History			Life Sciences			Mathematical Literacy			Mathematics			Physical Sciences		
					Total Wrote	Achieved30-100%	% Achieved at 30% and Above	Total Wrote	Achieved30-100%	% Achieved at 30% and Above	Total Wrote	Achieved30-100%	% Achieved at 30% and Above	Total Wrote	Achieved30-100%	% Achieved at 30% and Above	Total Wrote	Achieved30-100%	% Achieved at 30% and Above	Total Wrote	Achieved30-100%	% Achieved at 30% and Above	Total Wrote	Achieved30-100%	% Achieved at 30% and Above	Total Wrote	Achieved30-100%	% Achieved at 30% and Above	Total Wrote	Achieved30-100%	% Achieved at 30% and Above	Total Wrote	Achieved30-100%	% Achieved at 30% and Above			
GERT SIBANDE	Highveld Secondary School	2018	6110408	1	36	31	86.1	18	10	55.6	26	8	30.8	13	11	84.6	173	170	98.3	19	13	68.4				87	84	96.6	14	13	92.9	83	80	96.4	78	78	100.0
	Hlabangemhlo Secondary School	2019	6110104	1	1	1	100.0	5	5	100.0	4	3	75.0	3	1	33.3	91	91	100.0	71	61	85.9	22	17	77.3	36	29	80.6	48	40	83.3	24	23	95.8	25	25	100.0
	Hlabangemhlo Secondary School	2018	6110104	1	3	3	100.0	3	3	100.0	8	6	75.0	3	3	100.0	121	121	100.0	93	77	82.8	17	15	88.2	31	28	90.3	41	36	87.8	31	28	90.3	26	26	100.0
	HLELIMFUNDO SECONDARY SCHOOL	2019	6121105	1	8	6	75.0				61	18	29.5	7	5	71.4	135	135	100.0	115	84	73.0				53	26	49.1	52	43	82.7	61	17	27.9	54	28	51.9
	HLELIMFUNDO SECONDARY SCHOOL	2018	6121105	1	13	12	92.3				65	30	46.2	14	14	100.0	99	99	100.0	80	62	77.5				29	28	96.6	46	44	95.7	40	16	40.0	29	24	82.8
	HOêRskool Ermelo	2019	6120803	5	14	14	100.0	17	17	100.0	52	45	86.5	33	31	93.9	75	75	100.0	19	19	100.0	36	35	97.2	58	53	91.4	63	62	98.4	64	62	96.9	42	41	97.6
	HOêRskool Ermelo	2018	6120803	5	14	14	100.0	17	16	94.1	28	25	89.3	10	10	100.0	54	54	100.0	16	16	100.0	36	36	100.0	49	49	100.0	46	46	100.0	53	53	100.0	40	36	90.0
	HOêRskool Evander	2019	6191501	5	19	19	100.0				67	30	44.8				9	9	100.0	61	57	93.4				59	54	91.5	81	78	96.3	64	48	75.0	41	33	80.5
	HOêRskool Evander	2018	6191501	5	12	12	100.0				87	50	57.5				10	10	100.0	58	53	91.4				49	46	93.9	73	71	97.3	74	58	78.4	66	48	72.7
	HOêRskool Hoogenhout	2019	6191401	5	9	9	100.0	19	19	100.0	68	41	60.3				93	93	100.0							73	71	97.3	79	79	100.0	47	47	100.0	37	31	83.8
	HOêRskool Hoogenhout	2018	6191401	5	13	13	100.0	10	9	90.0	45	29	64.4				84	84	100.0	12	12	100.0				45	43	95.6	59	59	100.0	59	58	98.3	50	48	96.0
	HOêRskool Oosterland	2019	6191604	5	36	36	100.0				58	52	89.7	43	40	93.0	90	90	100.0	22	22	100.0				59	58	98.3	46	46	100.0	112	86	76.8	83	82	98.8
	HOêRskool Oosterland	2018	6191604	5	27	21	77.8				44	33	75.0	23	21	91.3	84	84	100.0	15	15	100.0				57	51	89.5	49	46	93.9	86	74	86.0	59	49	83.1
	HOêRskool Piet Retief	2019	6121008	5	22	22	100.0				75	60	80.0				70	70	100.0	58	58	100.0				74	72	97.3	68	68	100.0	67	66	98.5	56	56	100.0
	HOêRskool Piet Retief	2018	6121008	5	28	28	100.0				67	63	94.0				57	57	100.0	53	53	100.0				69	62	89.9	60	59	98.3	55	54	98.2	32	32	100.0
HOêRskool Secunda	2019	6191602	5	41	41	100.0	15	15	100.0	59	49	83.1	26	25	96.2	128	128	100.0	30	28	93.3				56	56	100.0	50	49	98.0	129	122	94.6	109	102	93.6	

Province Districts	Centre Name	Year	Centre Number	Quintile	Subject Description																																
					Accounting			Agricultural Sciences			Business Studies			Economics			English First Additional Language			Geography			History			Life Sciences			Mathematical Literacy			Mathematics			Physical Sciences		
					Total Wrote	Achieved30-100%	% Achieved at 30% and Above	Total Wrote	Achieved30-100%	% Achieved at 30% and Above	Total Wrote	Achieved30-100%	% Achieved at 30% and Above	Total Wrote	Achieved30-100%	% Achieved at 30% and Above	Total Wrote	Achieved30-100%	% Achieved at 30% and Above	Total Wrote	Achieved30-100%	% Achieved at 30% and Above	Total Wrote	Achieved30-100%	% Achieved at 30% and Above	Total Wrote	Achieved30-100%	% Achieved at 30% and Above	Total Wrote	Achieved30-100%	% Achieved at 30% and Above	Total Wrote	Achieved30-100%	% Achieved at 30% and Above			
GERT SIBANDE	HOêRskool Secunda	2018	6191602	5	40	40	100.0	7	7	100.0	53	45	84.9	16	16	100.0	134	134	100.0	32	31	96.9				64	64	100.0	53	53	100.0	119	111	93.3	107	105	98.1
	HOêRskool Standerton	2019	6191807	4	38	37	97.4				50	42	84.0	41	38	92.7	77	77	100.0	24	23	95.8				62	55	88.7	68	67	98.5	73	72	98.6	55	54	98.2
	HOêRskool Standerton	2018	6191807	4	42	41	97.6				60	54	90.0	32	30	93.8	81	81	100.0	35	34	97.1				58	56	96.6	58	57	98.3	92	86	93.5	73	67	91.8
	HOêRskool Volksrust	2019	6121104	4	26	26	100.0	27	27	100.0	46	31	67.4				42	42	100.0	16	15	93.8				64	61	95.3	60	60	100.0	49	47	95.9	33	33	100.0
	HOêRskool Volksrust	2018	6121104	4	14	14	100.0	28	27	96.4	33	27	81.8				42	42	100.0	23	21	91.3	1	1	100.0	36	31	86.1	34	34	100.0	48	48	100.0	38	38	100.0
	Holeka Secondary School	2019	6110409	1	7	4	57.1	49	37	75.5	48	11	22.9	44	16	36.4	102	95	93.1							52	36	69.2	40	32	80.0	55	19	34.5	31	25	80.6
	Holeka Secondary School	2018	6110409	1	3	2	66.7	65	56	86.2	30	13	43.3	26	16	61.5	107	106	99.1							68	59	86.8	37	28	75.7	54	18	33.3	38	30	78.9
	Holmdene Secondary School	2019	6191702	1	11	6	54.5				25	15	60.0	24	6	25.0	53	52	98.1	35	30	85.7				22	14	63.6	38	31	81.6	12	7	58.3	22	11	50.0
	Holmdene Secondary School	2018	6191702	1	0	0					27	18	66.7	28	27	96.4	70	70	100.0	45	32	71.1				32	26	81.3	20	10	50.0	41	18	43.9	30	12	40.0
	Ikhethelo Secondary School	2019	6191402	2	29	23	79.3	28	27	96.4	64	35	54.7	48	21	43.8	167	166	99.4	79	76	96.2	82	78	95.1	75	66	88.0	131	115	87.8	33	23	69.7	28	23	82.1
	Ikhethelo Secondary School	2018	6191402	2	24	21	87.5				52	37	71.2	48	25	52.1	270	264	97.8	188	140	74.5	170	150	88.2	159	112	70.4	179	141	78.8	56	29	51.8	42	33	78.6
	IM Manchu Secondary School	2019	6191305	2				20	19	95.0	38	29	76.3				64	64	100.0							30	27	90.0	39	36	92.3	24	18	75.0	24	24	100.0
	IM Manchu Secondary School	2018	6191305	2							48	30	62.5				63	63	100.0							29	29	100.0	49	42	85.7	29	25	86.2	36	32	88.9
	Injabulo School	2019	6121209	1	8	7	87.5				20	4	20.0	9	2	22.2	59	54	91.5	42	34	81.0				22	20	90.9	23	16	69.6	13	7	53.8	13	12	92.3
Injabulo School	2018	6121209	1	10	6	60.0				27	8	29.6	13	8	61.5	78	66	84.6	60	38	63.3				33	24	72.7	23	17	73.9	30	15	50.0	27	20	74.1	

Province Districts	Subject Description																																				
	Centre Name	Year	Centre Number	Quintile	Accounting			Agricultural Sciences			Business Studies			Economics			English First Additional Language			Geography			History			Life Sciences			Mathematical Literacy			Mathematics			Physical Sciences		
					Total Wrote	Achieved30-100%	% Achieved at 30% and Above	Total Wrote	Achieved30-100%	% Achieved at 30% and Above	Total Wrote	Achieved30-100%	% Achieved at 30% and Above	Total Wrote	Achieved30-100%	% Achieved at 30% and Above	Total Wrote	Achieved30-100%	% Achieved at 30% and Above	Total Wrote	Achieved30-100%	% Achieved at 30% and Above	Total Wrote	Achieved30-100%	% Achieved at 30% and Above	Total Wrote	Achieved30-100%	% Achieved at 30% and Above	Total Wrote	Achieved30-100%	% Achieved at 30% and Above	Total Wrote	Achieved30-100%	% Achieved at 30% and Above			
GERT SIBANDE	INQUBEKO SECONDARY SCHOOL	2019	6121009	1	14	11	78.6	79	66	83.5	43	13	30.2	15	11	73.3	229	224	97.8	90	85	94.4	39	34	87.2	140	121	86.4	144	95	66.0	54	28	51.9	34	29	85.3
	INQUBEKO SECONDARY SCHOOL	2018	6121009	1	29	24	82.8	60	54	90.0	58	34	58.6	27	25	92.6	202	197	97.5	90	71	78.9	30	25	83.3	114	99	86.8	117	70	59.8	54	29	53.7	31	27	87.1
	Insika Secondary School	2019	6110101	1	10	8	80.0	47	37	78.7	12	11	91.7	11	9	81.8	104	101	97.1	82	68	82.9	11	11	100.0	63	53	84.1	50	48	96.0	25	22	88.0	23	21	91.3
	Insika Secondary School	2018	6110101	1	7	6	85.7	45	30	66.7	8	8	100.0	8	8	100.0	104	104	100.0	91	65	71.4	21	20	95.2	87	49	56.3	66	51	77.3	28	14	50.0	28	18	64.3
	Isifisoethu Secondary School	2019	6191302	2	18	7	38.9				62	28	45.2	56	36	64.3	98	98	100.0	75	70	93.3				31	17	54.8	43	29	67.4	43	14	32.6	33	19	57.6
	Isifisoethu Secondary School	2018	6191302	2	10	6	60.0				20	15	75.0	20	19	95.0	85	85	100.0	75	70	93.3				58	52	89.7	12	9	75.0	65	36	55.4	63	55	87.3
	Ithafa Secondary School	2019	6120802	2	10	9	90.0	71	51	71.8							184	184	100.0							96	74	77.1				93	38	40.9	91	73	80.2
	Ithafa Secondary School	2018	6120802	2	4	4	100.0	47	45	95.7							109	107	98.2							69	62	89.9				61	29	47.5	64	56	87.5
	IZIMBALI COMBINED SCHOOL	2019	6120607	1	20	19	95.0										37	37	100.0							37	36	97.3				37	24	64.9	37	36	97.3
	IZIMBALI COMBINED SCHOOL	2018	6120607	1	12	12	100.0										35	35	100.0							35	32	91.4				35	18	51.4	35	31	88.6
	Jandrell Secondary School	2019	6191803	1	13	12	92.3				63	34	54.0	18	14	77.8	123	123	100.0	91	84	92.3				91	64	70.3	65	55	84.6	39	26	66.7	35	33	94.3
	Jandrell Secondary School	2018	6191803	1	9	5	55.6				81	26	32.1	21	20	95.2	139	139	100.0	91	79	86.8				96	76	79.2	56	49	87.5	43	19	44.2	34	31	91.2
	Kemp Siding Combined School	2019	6121003	1	18	8	44.4				22	9	40.9	22	12	54.5	55	47	85.5							18	16	88.9	22	9	40.9	16	5	31.3	18	15	83.3

Province Districts	Centre Name	Year	Centre Number	Quintile	Subject Description																																			
					Accounting			Agricultural Sciences			Business Studies			Economics			English First Additional Language			Geography			History			Life Sciences			Mathematical Literacy			Mathematics			Physical Sciences					
					Total Wrote	Achieved30-100%	% Achieved at 30% and Above	Total Wrote	Achieved30-100%	% Achieved at 30% and Above	Total Wrote	Achieved30-100%	% Achieved at 30% and Above	Total Wrote	Achieved30-100%	% Achieved at 30% and Above	Total Wrote	Achieved30-100%	% Achieved at 30% and Above	Total Wrote	Achieved30-100%	% Achieved at 30% and Above	Total Wrote	Achieved30-100%	% Achieved at 30% and Above	Total Wrote	Achieved30-100%	% Achieved at 30% and Above	Total Wrote	Achieved30-100%	% Achieved at 30% and Above	Total Wrote	Achieved30-100%	% Achieved at 30% and Above						
GERT SIBANDE	Kemp Siding Combined School	2018	6121003	1	12	3	25.0				18	8	44.4	18	14	77.8	47	43	91.5						15	11	73.3	18	8	44.4	15	5	33.3	15	8	53.3				
	Khula Sakhile Secondary School	2019	6191806	1	5	5	100.0				15	13	86.7	15	14	93.3	91	91	100.0	45	44	97.8	35	35	100.0	52	43	82.7	34	34	100.0	27	18	66.7	23	19	82.6			
	Khula Sakhile Secondary School	2018	6191806	1	6	6	100.0				28	19	67.9	29	19	65.5	119	118	99.2	65	42	64.6	49	41	83.7	66	36	54.5	67	45	67.2	23	11	47.8	16	12	75.0			
	Khunjuliwe Secondary School	2019	6191802	3	15	8	53.3				59	47	79.7	59	42	71.2	90	90	100.0	30	27	90.0				96	77	80.2	63	61	96.8	52	33	63.5	52	37	71.2			
	Khunjuliwe Secondary School	2018	6191802	3	24	20	83.3				12	8	66.7	29	28	96.6	61	61	100.0	7	7	100.0				49	47	95.9				69	39	56.5	62	48	77.4			
	Khuzulwande Secondary School	2019	6110102	1				12	10	83.3										37	37	100.0	19	17	89.5				26	16	61.5	18	13	72.2	12	9	75.0	12	11	91.7
	Khuzulwande Secondary School	2018	6110102	1				21	17	81.0										39	39	100.0	22	20	90.9				34	17	50.0	23	14	60.9	10	8	80.0	10	9	90.0
	Kiriyatswane Secondary School	2019	6191503	2	33	27	81.8													110	110	100.0	73	71	97.3				82	61	74.4				72	32	44.4	78	64	82.1
	Kiriyatswane Secondary School	2018	6191503	2	44	30	68.2													90	89	98.9	43	36	83.7				84	57	67.9				73	57	78.1	79	53	67.1
	KT Twala Secondary School	2019	6191507	2	19	18	94.7	26	18	69.2	82	58	70.7	64	20	31.3	198	198	100.0	104	69	66.3	56	46	82.1	113	50	44.2	102	69	67.6	78	35	44.9	50	39	78.0			
	KT Twala Secondary School	2018	6191507	2	19	9	47.4	55	15	27.3	36	26	72.2	38	23	60.5	151	151	100.0	107	64	59.8	22	21	95.5	111	50	45.0	73	46	63.0	74	32	43.2	57	38	66.7			
	Kusasaletu Secondary School	2019	6191504	2							6	4	66.7							110	110	100.0	42	40	95.2				24	16	66.7	5	4	80.0	25	6	24.0	19	13	68.4
Kusasaletu Secondary School	2018	6191504	2							21	5	23.8							201	196	97.5	49	44	89.8				51	27	52.9	17	9	52.9	32	6	18.8	32	18	56.3	

Province Districts	Centre Name	Year	Centre Number	Quintile	Subject Description																																			
					Accounting			Agricultural Sciences			Business Studies			Economics			English First Additional Language			Geography			History			Life Sciences			Mathematical Literacy			Mathematics			Physical Sciences					
					Total Wrote	Achieved30-100%	% Achieved at 30% and Above	Total Wrote	Achieved30-100%	% Achieved at 30% and Above	Total Wrote	Achieved30-100%	% Achieved at 30% and Above	Total Wrote	Achieved30-100%	% Achieved at 30% and Above	Total Wrote	Achieved30-100%	% Achieved at 30% and Above	Total Wrote	Achieved30-100%	% Achieved at 30% and Above	Total Wrote	Achieved30-100%	% Achieved at 30% and Above	Total Wrote	Achieved30-100%	% Achieved at 30% and Above	Total Wrote	Achieved30-100%	% Achieved at 30% and Above	Total Wrote	Achieved30-100%	% Achieved at 30% and Above						
GERT SIBANDE	KWADELA SECONDARY SCHOOL	2019	6120901	1							15	12	80.0	15	8	53.3	58	57	98.3	29	25	86.2	34	32	94.1	29	24	82.8	32	18	56.3	11	10	90.9	11	10	90.9			
	KWADELA SECONDARY SCHOOL	2018	6120901	1							15	14	93.3	15	12	80.0	59	59	100.0	36	34	94.4	36	34	94.4	36	35	97.2	31	18	58.1	19	17	89.5	21	16	76.2			
	Kwashuku Secondary School	2019	6121001	1	4	4	100.0				15	11	73.3	15	8	53.3	69	69	100.0							54	46	85.2	30	27	90.0	38	35	92.1	33	31	93.9			
	Kwashuku Secondary School	2018	6121001	1	12	10	83.3				29	17	58.6	29	13	44.8	97	97	100.0	68	61	89.7				68	46	67.6	35	15	42.9	61	48	78.7	45	29	64.4			
	Lake Chrissie Secondary School	2019	6120706	2	8	6	75.0	20	20	100.0	28	18	64.3	13	12	92.3	59	59	100.0	19	19	100.0							19	19	100.0	34	31	91.2	21	15	71.4	15	9	60.0
	Lake Chrissie Secondary School	2018	6120706	2	6	6	100.0	23	22	95.7	27	19	70.4	15	11	73.3	55	53	96.4	15	13	86.7							19	18	94.7	23	18	78.3	22	11	50.0	14	10	71.4
	LIGBRON ACADEMY OF TECHNOLOGY	2019	6120806	5	13	13	100.0				55	45	81.8				74	74	100.0	35	34	97.1							52	52	100.0	44	44	100.0	79	79	100.0	69	69	100.0
	LIGBRON ACADEMY OF TECHNOLOGY	2018	6120806	5	14	14	100.0				63	52	82.5				89	89	100.0	33	33	100.0							57	57	100.0	42	42	100.0	92	92	100.0	84	83	98.8
	Ligugu Secondary School	2019	6110303	1	15	13	86.7	82	70	85.4	19	13	68.4	15	10	66.7	120	120	100.0	39	33	84.6							67	43	64.2	61	48	78.7	47	33	70.2	52	32	61.5
	Ligugu Secondary School	2018	6110303	1	12	12	100.0	86	57	66.3	22	18	81.8	17	15	88.2	130	129	99.2	43	28	65.1							73	48	65.8	57	39	68.4	53	24	45.3	52	33	63.5
	Lilanga Secondary School	2019	6110504	1	16	13	81.3				44	34	77.3	29	19	65.5	241	241	100.0	132	80	60.6							136	91	66.9	113	81	71.7	109	55	50.5	92	71	77.2
	Lilanga Secondary School	2018	6110504	1	11	9	81.8				27	24	88.9	23	22	95.7	128	125	97.7	83	59	71.1							51	39	76.5	56	46	82.1	46	24	52.2	36	31	86.1
	Lindile Secondary School	2019	6120805	2	17	16	94.1	26	11	42.3							131	129	98.5										95	41	43.2				67	29	43.3	85	27	31.8

Province Districts	Centre Name	Year	Centre Number	Quintile	Subject Description																																
					Accounting			Agricultural Sciences			Business Studies			Economics			English First Additional Language			Geography			History			Life Sciences			Mathematical Literacy			Mathematics			Physical Sciences		
					Total Wrote	Achieved30-100%	% Achieved at 30% and Above	Total Wrote	Achieved30-100%	% Achieved at 30% and Above	Total Wrote	Achieved30-100%	% Achieved at 30% and Above	Total Wrote	Achieved30-100%	% Achieved at 30% and Above	Total Wrote	Achieved30-100%	% Achieved at 30% and Above	Total Wrote	Achieved30-100%	% Achieved at 30% and Above	Total Wrote	Achieved30-100%	% Achieved at 30% and Above	Total Wrote	Achieved30-100%	% Achieved at 30% and Above	Total Wrote	Achieved30-100%	% Achieved at 30% and Above	Total Wrote	Achieved30-100%	% Achieved at 30% and Above			
GERT SIBANDE	Lindile Secondary School	2018	6120805	2	8	6	75.0	109	21	19.3	5	5	100.0	5	5	100.0	262	232	88.5	14	8	57.1				111	39	35.1	18	2	11.1	113	28	24.8	132	29	22.0
	Litjelebube Secondary School	2019	6110407	1	15	9	60.0	100	79	79.0	15	10	66.7	15	9	60.0	132	131	99.2	64	44	68.8				116	84	72.4	64	40	62.5	58	15	25.9	43	31	72.1
	Litjelebube Secondary School	2018	6110407	1	9	6	66.7	88	70	79.5	10	9	90.0	11	7	63.6	130	129	99.2	62	43	69.4				110	68	61.8	60	39	65.0	39	11	28.2	30	25	83.3
	Lusushwana Secondary School	2019	6110301	1													42	42	100.0	39	32	82.1				39	24	61.5	32	26	81.3	7	3	42.9	7	7	100.0
	Lusushwana Secondary School	2018	6110301	1							7	4	57.1	6	4	66.7	40	40	100.0	27	22	81.5				26	19	73.1	22	18	81.8	13	9	69.2	13	13	100.0
	Magotshwa Secondary School	2019	6110305	1	5	5	100.0				6	2	33.3	6	4	66.7	48	48	100.0	36	33	91.7				39	21	53.8	28	27	96.4	8	6	75.0	8	8	100.0
	Magotshwa Secondary School	2018	6110305	1	4	2	50.0				0	0		6	3	50.0	66	59	89.4	49	30	61.2				27	17	63.0	29	23	79.3	16	6	37.5	16	7	43.8
	Maqhawuzela Combined School	2019	6110107	1							11	4	36.4	6	3	50.0	63	62	98.4	35	29	82.9				22	17	77.3	26	22	84.6	7	5	71.4	8	7	87.5
	Maqhawuzela Combined School	2018	6110107	1							5	4	80.0	5	3	60.0	66	65	98.5	44	27	61.4				34	15	44.1	28	14	50.0	11	10	90.9	11	11	100.0
	Masizakhe Secondary School	2019	6120705	2	10	10	100.0	42	37	88.1	41	30	73.2	28	23	82.1	112	112	100.0	44	39	88.6				34	22	64.7	81	76	93.8	16	11	68.8	16	13	81.3
	Masizakhe Secondary School	2018	6120705	2	9	7	77.8	54	43	79.6	19	13	68.4	15	10	66.7	162	160	98.8	58	45	77.6				46	30	65.2	76	59	77.6	32	19	59.4	30	19	63.3
	Mayflower Secondary School	2019	6110506	1	5	4	80.0	71	39	54.9							101	99	98.0	19	11	57.9				94	38	40.4				50	32	64.0	48	37	77.1
	Mayflower Secondary School	2018	6110506	1	9	2	22.2	73	37	50.7							178	176	98.9	29	19	65.5	17	13	76.5	170	73	42.9	41	21	51.2	139	52	37.4	117	34	29.1



Province Districts	Subject Description																																				
	Centre Name	Year	Centre Number	Quintile	Accounting			Agricultural Sciences			Business Studies			Economics			English First Additional Language			Geography			History			Life Sciences			Mathematical Literacy			Mathematics			Physical Sciences		
					Total Wrote	Achieved30-100%	% Achieved at 30% and Above	Total Wrote	Achieved30-100%	% Achieved at 30% and Above	Total Wrote	Achieved30-100%	% Achieved at 30% and Above	Total Wrote	Achieved30-100%	% Achieved at 30% and Above	Total Wrote	Achieved30-100%	% Achieved at 30% and Above	Total Wrote	Achieved30-100%	% Achieved at 30% and Above	Total Wrote	Achieved30-100%	% Achieved at 30% and Above	Total Wrote	Achieved30-100%	% Achieved at 30% and Above	Total Wrote	Achieved30-100%	% Achieved at 30% and Above	Total Wrote	Achieved30-100%	% Achieved at 30% and Above			
GERT SIBANDE	Mbalenhle Secondary School	2019	6110304	1	13	13	100.0	28	26	92.9	46	22	47.8	13	13	100.0	75	75	100.0	27	19	70.4				28	26	92.9	37	33	89.2	30	15	50.0	25	25	100.0
	Mbalenhle Secondary School	2018	6110304	1	10	8	80.0	50	45	90.0	51	26	51.0	11	11	100.0	111	106	95.5	41	23	56.1				49	44	89.8	48	35	72.9	45	34	75.6	44	41	93.2
	Methula Secondary School	2019	6110507	1	43	32	74.4	121	95	78.5	68	50	73.5	45	39	86.7	482	480	99.6	249	221	88.8				402	278	69.2	120	101	84.2	320	140	43.8	286	186	65.0
	Methula Secondary School	2018	6110507	1	36	26	72.2	83	66	79.5	52	38	73.1	44	40	90.9	378	373	98.7	189	144	76.2				323	254	78.6	115	91	79.1	253	167	66.0	220	182	82.7
	Mkolishi Secondary School	2019	6110105	1				57	49	86.0	12	12	100.0	17	11	64.7	88	87	98.9	58	47	81.0				54	48	88.9	73	64	87.7	15	15	100.0	15	15	100.0
	Mkolishi Secondary School	2018	6110105	1				48	44	91.7	12	8	66.7	10	9	90.0	97	97	100.0	49	38	77.6				52	48	92.3	75	49	65.3	21	21	100.0	19	18	94.7
	Mlilo Comprehensive School	2019	6120604	1	4	4	100.0				23	7	30.4				51	49	96.1	37	34	91.9				31	17	54.8	27	23	85.2	16	4	25.0	12	10	83.3
	Mlilo Comprehensive School	2018	6120604	1	10	10	100.0				53	28	52.8				80	80	100.0	80	63	78.8				58	42	72.4	41	30	73.2	28	16	57.1	17	15	88.2
	Morgenzon Landbou Akademie	2019	6120902	5	1	1	100.0	24	20	83.3							32	32	100.0							7	7	100.0	21	21	100.0	8	6	75.0	6	5	83.3
	Morgenzon Landbou Akademie	2018	6120902	5	2	2	100.0	16	12	75.0							30	30	100.0							6	5	83.3	19	17	89.5	8	4	50.0	6	4	66.7
	MOUNTAIN VALLEY COLLEGE	2019	6110109	99	2	2	100.0	8	7	87.5	4	4	100.0	3	3	100.0	10	10	100.0	7	7	100.0				13	12	92.3	4	4	100.0	13	9	69.2	12	8	66.7
	MOUNTAIN VALLEY COLLEGE	2018	6110109	99	3	2	66.7	6	6	100.0	6	3	50.0	6	3	50.0	6	6	100.0	10	8	80.0				11	9	81.8	4	3	75.0	12	4	33.3	9	5	55.6
MP Magagula Secondary School	2019	6110503	1	22	16	72.7	51	45	88.2	32	25	78.1	30	23	76.7	170	168	98.8	52	48	92.3	47	40	85.1	66	55	83.3	72	58	80.6	64	47	73.4	63	52	82.5	

Province Districts	Centre Name	Year	Centre Number	Quintile	Subject Description																																
					Accounting			Agricultural Sciences			Business Studies			Economics			English First Additional Language			Geography			History			Life Sciences			Mathematical Literacy			Mathematics			Physical Sciences		
					Total Wrote	Achieved30-100%	% Achieved at 30% and Above	Total Wrote	Achieved30-100%	% Achieved at 30% and Above	Total Wrote	Achieved30-100%	% Achieved at 30% and Above	Total Wrote	Achieved30-100%	% Achieved at 30% and Above	Total Wrote	Achieved30-100%	% Achieved at 30% and Above	Total Wrote	Achieved30-100%	% Achieved at 30% and Above	Total Wrote	Achieved30-100%	% Achieved at 30% and Above	Total Wrote	Achieved30-100%	% Achieved at 30% and Above	Total Wrote	Achieved30-100%	% Achieved at 30% and Above	Total Wrote	Achieved30-100%	% Achieved at 30% and Above			
GERT SIBANDE	MP Magagula Secondary School	2018	6110503	1	21	16	76.2	48	34	70.8	31	27	87.1	31	21	67.7	165	163	98.8	50	36	72.0	41	37	90.2	53	45	84.9	80	38	47.5	58	40	69.0	51	40	78.4
	Mpuluzi Secondary School	2019	6110508	1	19	16	84.2				19	18	94.7	20	17	85.0	161	161	100.0	110	99	90.0	54	54	100.0	63	56	88.9	64	54	84.4	85	57	67.1	77	66	85.7
	Mpuluzi Secondary School	2018	6110508	1	20	11	55.0				22	13	59.1	21	13	61.9	153	151	98.7	97	81	83.5	61	57	93.4	45	40	88.9	46	37	80.4	74	45	60.8	59	48	81.4
	Msinyane Secondary School	2019	6120603	1							21	12	57.1				36	36	100.0	26	26	100.0				7	7	100.0	20	18	90.0	6	5	83.3	6	6	100.0
	Msinyane Secondary School	2018	6120603	1							25	14	56.0				45	45	100.0	30	29	96.7				7	7	100.0	24	15	62.5	7	3	42.9	7	7	100.0
	Mzinoni Secondary School	2019	6191403	2	26	17	65.4	29	11	37.9	25	23	92.0	12	6	50.0	139	139	100.0	106	72	67.9	40	32	80.0	26	24	92.3	84	59	70.2	46	20	43.5	26	20	76.9
	Mzinoni Secondary School	2018	6191403	2	50	27	54.0	41	8	19.5	65	50	76.9	46	17	37.0	229	226	98.7	126	63	50.0	45	27	60.0	34	26	76.5	134	74	55.2	52	17	32.7	29	19	65.5
	Nalithuba Secondary School	2019	6121206	1	25	12	48.0	39	29	74.4	57	32	56.1	22	14	63.6	160	156	97.5	65	57	87.7	45	30	66.7	85	47	55.3	105	70	66.7	26	15	57.7	27	18	66.7
	Nalithuba Secondary School	2018	6121206	1	20	11	55.0	70	51	72.9	31	14	45.2	32	12	37.5	133	128	96.2	28	26	92.9	14	9	64.3	65	59	90.8	61	37	60.7	37	20	54.1	43	20	46.5
	Ndlela Secondary School	2019	6121002	1	53	31	58.5	196	88	44.9							443	426	96.2	181	100	55.2				419	140	33.4				446	55	12.3	446	102	22.9
	Ndlela Secondary School	2018	6121002	1	30	26	86.7	144	98	68.1							350	341	97.4	148	120	81.1				301	166	55.1				323	107	33.1	322	190	59.0
	NETHERLAND PARK SECONDARY SCHOOL	2019	6120808	4							65	51	78.5														92	86	93.5	65	65	100.0	27	27	100.0	27	27
NETHERLAND PARK SECONDARY SCHOOL	2018	6120808	4							76	48	63.2														113	105	92.9	74	73	98.6	39	37	94.9	39	37	94.9

Province Districts	Subject Description																																					
	Centre Name	Year	Centre Number	Quintile	Accounting			Agricultural Sciences			Business Studies			Economics			English First Additional Language			Geography			History			Life Sciences			Mathematical Literacy			Mathematics			Physical Sciences			
					Total Wrote	Achieved30-100%	% Achieved at 30% and Above	Total Wrote	Achieved30-100%	% Achieved at 30% and Above	Total Wrote	Achieved30-100%	% Achieved at 30% and Above	Total Wrote	Achieved30-100%	% Achieved at 30% and Above	Total Wrote	Achieved30-100%	% Achieved at 30% and Above	Total Wrote	Achieved30-100%	% Achieved at 30% and Above	Total Wrote	Achieved30-100%	% Achieved at 30% and Above	Total Wrote	Achieved30-100%	% Achieved at 30% and Above	Total Wrote	Achieved30-100%	% Achieved at 30% and Above	Total Wrote	Achieved30-100%	% Achieved at 30% and Above				
GERT SIBANDE	Nganana Secondary School	2019	6120602	1	9	9	100.0				10	9	90.0	9	9	100.0	121	121	100.0	48	44	91.7	61	58	95.1	105	93	88.6	99	79	79.8	13	8	61.5	31	28	90.3	
	Nganana Secondary School	2018	6120602	1	11	9	81.8				21	11	52.4	23	7	30.4	313	281	89.8	201	86	42.8	78	64	82.1	185	121	65.4	149	42	28.2	78	23	29.5	64	42	65.6	
	Ngilandi Secondary School	2019	6110402	1	5	5	100.0	24	19	79.2	21	16	76.2	8	7	87.5	63	59	93.7	20	7	35.0				19	17	89.5	14	10	71.4	22	13	59.1	22	20	90.9	
	Ngilandi Secondary School	2018	6110402	1	2	2	100.0	24	16	66.7	20	15	75.0	7	6	85.7	58	57	98.3	25	19	76.0				26	15	57.7	15	9	60.0	13	10	76.9	14	14	100.0	
	Nqobangolwazi Secondary School	2019	6120905	1	13	10	76.9				13	13	100.0	15	14	93.3	107	107	100.0	70	49	70.0	57	50	87.7	13	13	100.0	54	49	90.7	26	17	65.4	13	13	100.0	
	Nqobangolwazi Secondary School	2018	6120905	1	13	10	76.9				14	12	85.7	13	12	92.3	54	53	98.1	37	25	67.6	24	24	100.0	32	21	65.6	22	17	77.3	22	10	45.5	12	11	91.7	
	Nthoroane Secondary School	2019	6191306	2	12	12	100.0				20	16	80.0	10	10	100.0	46	46	100.0	26	26	100.0				23	23	100.0				31	14	45.2	20	20	100.0	
	Nthoroane Secondary School	2018	6191306	2	10	8	80.0				12	10	83.3	5	5	100.0	33	32	97.0	17	14	82.4				22	18	81.8				20	4	20.0	14	12	85.7	
	Osizweni Secondary School	2019	6191506	4	29	29	100.0													106	81	76.4				144	86	59.7				116	84	72.4	128	79	61.7	
	Osizweni Secondary School	2018	6191506	4	23	19	82.6													58	54	93.1				103	82	79.6				97	80	82.5	103	83	80.6	
	Perdekop Agricultural School	2019	6121101	1				18	10	55.6							20	20	100.0							16	6	37.5	16	15	93.8	2	2	100.0				
	Perdekop Agricultural School	2018	6121101	1				15	12	80.0							16	16	100.0							14	13	92.9	10	10	100.0	6	5	83.3				
	Phambili Secondary School	2019	6110509	1	5	3	60.0				7	5	71.4	5	4	80.0	19	18	94.7	9	8	88.9				10	5	50.0	19	14	73.7							

Province Districts	Centre Name	Year	Centre Number	Quintile	Subject Description																																
					Accounting			Agricultural Sciences			Business Studies			Economics			English First Additional Language			Geography			History			Life Sciences			Mathematical Literacy			Mathematics			Physical Sciences		
					Total Wrote	Achieved30-100%	% Achieved at 30% and Above	Total Wrote	Achieved30-100%	% Achieved at 30% and Above	Total Wrote	Achieved30-100%	% Achieved at 30% and Above	Total Wrote	Achieved30-100%	% Achieved at 30% and Above	Total Wrote	Achieved30-100%	% Achieved at 30% and Above	Total Wrote	Achieved30-100%	% Achieved at 30% and Above	Total Wrote	Achieved30-100%	% Achieved at 30% and Above	Total Wrote	Achieved30-100%	% Achieved at 30% and Above	Total Wrote	Achieved30-100%	% Achieved at 30% and Above	Total Wrote	Achieved30-100%	% Achieved at 30% and Above			
GERT SIBANDE	Piet Retief Combined School	2019	6121004	1	4	4	100.0				13	11	84.6	15	15	100.0				22	20	90.9				13	13	100.0	14	13	92.9	12	9	75.0	11	11	100.0
	Piet Retief Combined School	2018	6121004	1	4	4	100.0				17	16	94.1	22	20	90.9				33	30	90.9				21	21	100.0	21	18	85.7	15	12	80.0	14	14	100.0
	Qedela Secondary School	2019	6121203	1	12	11	91.7				26	18	69.2	12	10	83.3	93	93	100.0	81	79	97.5				67	42	62.7	36	30	83.3	57	41	71.9	45	36	80.0
	Qedela Secondary School	2018	6121203	1	9	9	100.0				19	17	89.5	9	9	100.0	103	98	95.1	64	56	87.5				43	28	65.1	45	33	73.3	22	17	77.3	14	11	78.6
	Qhubulwazi Combined School	2019	6121102	2							97	70	72.2	28	17	60.7	212	212	100.0	180	129	71.7	88	85	96.6	98	46	46.9	136	109	80.1	30	19	63.3	31	26	83.9
	Qhubulwazi Combined School	2018	6121102	2							82	65	79.3	23	13	56.5	138	138	100.0	136	89	65.4	34	34	100.0	42	28	66.7	81	55	67.9	17	16	94.1	17	11	64.7
	Qondulwazi Secondary School	2019	6191701	1							9	9	100.0				16	16	100.0	16	15	93.8	9	9	100.0	4	4	100.0	9	8	88.9	4	4	100.0	4	4	100.0
	Qondulwazi Secondary School	2018	6191701	1	7	4	57.1				7	4	57.1				40	40	100.0							14	10	71.4				21	3	14.3	14	6	42.9
	Reggie Masuku Secondary School	2019	6120801	2	22	20	90.9				56	43	76.8	54	37	68.5	120	120	100.0	79	78	98.7				57	57	100.0	34	32	94.1	78	41	52.6	57	55	96.5
	Reggie Masuku Secondary School	2018	6120801	2	19	18	94.7				73	55	75.3	69	50	72.5	114	114	100.0	73	68	93.2				37	37	100.0	51	37	72.5	57	39	68.4	37	35	94.6
	Rev Sa Nkosi Secondary School	2019	6110505	1	9	8	88.9	20	20	100.0	17	17	100.0	16	12	75.0	132	130	98.5	58	53	91.4	61	56	91.8	35	32	91.4	76	58	76.3	35	32	91.4	34	31	91.2
	Rev Sa Nkosi Secondary School	2018	6110505	1	11	11	100.0	22	21	95.5	18	17	94.4	17	17	100.0	149	145	97.3	61	48	78.7	66	61	92.4	48	40	83.3	73	42	57.5	52	42	80.8	43	29	67.4
	Seme Secondary School	2019	6121202	1				13	7	53.8	15	10	66.7	15	8	53.3	162	155	95.7	117	40	34.2	19	16	84.2	105	27	25.7	126	44	34.9	29	9	31.0	31	9	29.0

Province Districts	Subject Description																																				
	Centre Name	Year	Centre Number	Quintile	Accounting			Agricultural Sciences			Business Studies			Economics			English First Additional Language			Geography			History			Life Sciences			Mathematical Literacy			Mathematics			Physical Sciences		
					Total Wrote	Achieved30-100%	% Achieved at 30% and Above	Total Wrote	Achieved30-100%	% Achieved at 30% and Above	Total Wrote	Achieved30-100%	% Achieved at 30% and Above	Total Wrote	Achieved30-100%	% Achieved at 30% and Above	Total Wrote	Achieved30-100%	% Achieved at 30% and Above	Total Wrote	Achieved30-100%	% Achieved at 30% and Above	Total Wrote	Achieved30-100%	% Achieved at 30% and Above	Total Wrote	Achieved30-100%	% Achieved at 30% and Above	Total Wrote	Achieved30-100%	% Achieved at 30% and Above	Total Wrote	Achieved30-100%	% Achieved at 30% and Above			
GERT SIBANDE	Seme Secondary School	2018	6121202	1				11	9	81.8	22	14	63.6	22	10	45.5	129	127	98.4	91	39	42.9	12	12	100.0	67	35	52.2	82	44	53.7	31	21	67.7	34	27	79.4
	Setsheng Secondary School	2019	6191303	2	4	2	50.0				8	5	62.5	8	7	87.5	34	34	100.0	22	17	77.3				16	15	93.8	5	4	80.0	19	6	31.6	17	12	70.6
	Setsheng Secondary School	2018	6191303	2	12	9	75.0				20	17	85.0	31	24	77.4	78	78	100.0	43	25	58.1				28	23	82.1	10	8	80.0	39	11	28.2	28	22	78.6
	Simtfolile Secondary School	2019	6110501	1				153	133	86.9							192	190	99.0	39	33	84.6				188	181	96.3				170	104	61.2	171	138	80.7
	Simtfolile Secondary School	2018	6110501	1				114	103	90.4							161	161	100.0	45	33	73.3				147	143	97.3				141	98	69.5	141	119	84.4
	Sinethemba Secondary School	2019	6121204	1	3	2	66.7	6	5	83.3	6	6	100.0				38	38	100.0							13	13	100.0				24	8	33.3	12	12	100.0
	Sinethemba Secondary School	2018	6121204	1	10	10	100.0	4	4	100.0	14	12	85.7				57	57	100.0							21	18	85.7				35	17	48.6	18	18	100.0
	SIPHOKUHLE SECONDARY SCHOOL	2019	6121205	1	8	8	100.0				43	26	60.5	10	9	90.0	64	64	100.0							25	21	84.0	18	13	72.2	12	10	83.3	10	10	100.0
	SIPHOKUHLE SECONDARY SCHOOL	2018	6121205	1	10	10	100.0				40	30	75.0	11	11	100.0	47	47	100.0							31	25	80.6	9	7	77.8	20	11	55.0	19	14	73.7
	Sisukumile Secondary School	2019	6110404	1	3	2	66.7	21	12	57.1	16	10	62.5	16	9	56.3	68	68	100.0	45	36	80.0				46	31	67.4	50	36	72.0	16	13	81.3	14	13	92.9
	Sisukumile Secondary School	2018	6110404	1	2	2	100.0	35	8	22.9	14	7	50.0	17	5	29.4	106	103	97.2	76	24	31.6				63	22	34.9	55	25	45.5	9	7	77.8	7	6	85.7
	Siyabonga Secondary School	2019	6110306	1	13	11	84.6	96	91	94.8	33	19	57.6	12	8	66.7	152	151	99.3	51	44	86.3				102	81	79.4	80	67	83.8	56	29	51.8	55	45	81.8
Siyabonga Secondary School	2018	6110306	1	14	11	78.6	99	93	93.9	38	28	73.7	14	12	85.7	146	145	99.3	46	38	82.6				99	85	85.9	79	57	72.2	55	46	83.6	53	48	90.6	

Province Districts	Centre Name	Year	Centre Number	Quintile	Subject Description																																
					Accounting			Agricultural Sciences			Business Studies			Economics			English First Additional Language			Geography			History			Life Sciences			Mathematical Literacy			Mathematics			Physical Sciences		
					Total Wrote	Achieved30-100%	% Achieved at 30% and Above	Total Wrote	Achieved30-100%	% Achieved at 30% and Above	Total Wrote	Achieved30-100%	% Achieved at 30% and Above	Total Wrote	Achieved30-100%	% Achieved at 30% and Above	Total Wrote	Achieved30-100%	% Achieved at 30% and Above	Total Wrote	Achieved30-100%	% Achieved at 30% and Above	Total Wrote	Achieved30-100%	% Achieved at 30% and Above	Total Wrote	Achieved30-100%	% Achieved at 30% and Above	Total Wrote	Achieved30-100%	% Achieved at 30% and Above	Total Wrote	Achieved30-100%	% Achieved at 30% and Above			
GERT SIBANDE	Sizwakele Secondary School	2019	6191601	2	6	3	50.0				99	39	39.4	68	24	35.3	181	181	100.0	70	65	92.9				46	34	73.9	84	59	70.2	65	26	40.0	48	34	70.8
	Sizwakele Secondary School	2018	6191601	2	24	23	95.8				141	87	61.7	81	66	81.5	215	215	100.0	67	60	89.6				63	44	69.8	99	71	71.7	111	40	36.0	67	41	61.2
	Stanwest Combined School	2019	6191801	4	21	18	85.7				15	14	93.3	14	13	92.9				31	30	96.8				29	21	72.4				57	20	35.1	43	33	76.7
	Stanwest Combined School	2018	6191801	4	14	13	92.9				16	16	100.0	16	16	100.0				32	31	96.9				37	33	89.2				59	32	54.2	45	35	77.8
	T C College	2019	6110410	99	2	1	50.0	2	1	50.0	2	0	0.0	1	0	0.0	4	4	100.0	2	1	50.0				4	2	50.0	4	3	75.0	1	1	100.0	1	0	0.0
	T C College	2018	6110410	99	2	0	0.0	6	3	50.0	3	2	66.7	3	3	100.0	16	16	100.0	11	9	81.8				10	5	50.0	10	7	70.0	5	0	0.0	4	1	25.0
	Takheni Secondary School	2019	6110406	1	15	15	100.0	65	59	90.8	16	12	75.0	16	15	93.8	169	169	100.0	145	137	94.5				141	131	92.9	63	59	93.7	90	55	61.1	75	68	90.7
	Takheni Secondary School	2018	6110406	1	18	15	83.3	55	52	94.5	18	12	66.7	18	14	77.8	131	131	100.0	112	105	93.8				107	98	91.6	53	45	84.9	69	40	58.0	58	47	81.0
	The Gem Combined School	2019	6120702	1	4	4	100.0				5	0	0.0	5	3	60.0	48	43	89.6	36	23	63.9	23	22	95.7	15	9	60.0	27	20	74.1	13	8	61.5	13	10	76.9
	The Gem Combined School	2018	6120702	1	7	6	85.7				9	7	77.8	10	10	100.0	61	59	96.7	47	37	78.7	22	22	100.0	23	22	95.7	35	28	80.0	22	18	81.8	21	18	85.7
	Thistle Grove Combined School	2019	6191502	4	42	38	90.5				20	7	35.0							20	17	85.0				43	43	100.0	20	20	100.0	53	52	98.1	53	49	92.5
	Thistle Grove Combined School	2018	6191502	4	45	30	66.7				16	12	75.0							16	13	81.3				68	60	88.2	16	13	81.3	74	44	59.5	73	40	54.8
	Thobelani Secondary School	2019	6191808	1	9	9	100.0				46	37	80.4	47	35	74.5	107	107	100.0	45	42	93.3	82	76	92.7	46	33	71.7	70	65	92.9	22	12	54.5	16	16	100.0

Province Districts	Subject Description																																				
	Centre Name	Year	Centre Number	Quintile	Accounting			Agricultural Sciences			Business Studies			Economics			English First Additional Language			Geography			History			Life Sciences			Mathematical Literacy			Mathematics			Physical Sciences		
					Total Wrote	Achieved30-100%	% Achieved at 30% and Above	Total Wrote	Achieved30-100%	% Achieved at 30% and Above	Total Wrote	Achieved30-100%	% Achieved at 30% and Above	Total Wrote	Achieved30-100%	% Achieved at 30% and Above	Total Wrote	Achieved30-100%	% Achieved at 30% and Above	Total Wrote	Achieved30-100%	% Achieved at 30% and Above	Total Wrote	Achieved30-100%	% Achieved at 30% and Above	Total Wrote	Achieved30-100%	% Achieved at 30% and Above	Total Wrote	Achieved30-100%	% Achieved at 30% and Above	Total Wrote	Achieved30-100%	% Achieved at 30% and Above			
GERT SIBANDE	Thobelani Secondary School	2018	6191808	1	19	19	100.0				57	49	86.0	57	49	86.0	138	138	100.0	47	46	97.9	95	92	96.8	46	38	82.6	71	58	81.7	32	23	71.9	21	21	100.0
	Thomas Nhlabathi Secondary School	2019	6191606	2	21	18	85.7										147	147	100.0	124	97	78.2				113	100	88.5				110	83	75.5	110	91	82.7
	Thomas Nhlabathi Secondary School	2018	6191606	2													207	207	100.0	204	145	71.1				205	117	57.1				175	91	52.0	177	96	54.2
	Thuto-Thebe Secondary School	2019	6191804	1	5	3	60.0				5	5	100.0	5	5	100.0	62	62	100.0	46	45	97.8	37	37	100.0	50	45	90.0	29	29	100.0	17	14	82.4	17	17	100.0
	Thuto-Thebe Secondary School	2018	6191804	1	14	14	100.0				14	14	100.0	18	15	83.3	119	119	100.0	79	73	92.4	74	73	98.6	76	69	90.8	51	45	88.2	38	31	81.6	24	23	95.8
	Tshepeha Combined School	2019	6191304	2							31	29	93.5				35	35	100.0				25	24	96.0	26	12	46.2	22	15	68.2	5	5	100.0	4	4	100.0
	Tshepeha Combined School	2018	6191304	2	3	0	0.0				21	18	85.7				21	21	100.0							16	11	68.8				16	9	56.3	14	9	64.3
	Ubhle Bolwazi Secondary School	2019	6120704	1	21	17	81.0	31	25	80.6	22	11	50.0	22	16	72.7	90	90	100.0	31	27	87.1	35	33	94.3	59	35	59.3	51	42	82.4	30	20	66.7	30	23	76.7
	Ubhle Bolwazi Secondary School	2018	6120704	1	9	6	66.7	31	25	80.6	22	10	45.5	13	7	53.8	126	119	94.4	29	23	79.3	43	38	88.4	70	40	57.1	33	27	81.8	35	27	77.1	28	19	67.9
	UBUHLEBUZILE SECONDARY SCHOOL	2019	6121010	1	11	9	81.8	59	54	91.5	45	32	71.1	45	21	46.7	233	232	99.6	89	64	71.9	56	45	80.4	112	78	69.6	147	116	78.9	60	36	60.0	49	44	89.8
	UBUHLEBUZILE SECONDARY SCHOOL	2018	6121010	1	23	17	73.9	31	24	77.4	72	42	58.3	62	34	54.8	239	230	96.2	94	65	69.1	76	56	73.7	53	45	84.9	134	85	63.4	46	25	54.3	23	18	78.3
	Umfudlana Combined School	2019	6120903	1				15	10	66.7	9	6	66.7	9	5	55.6	19	19	100.0							6	5	83.3	11	8	72.7	5	1	20.0	5	2	40.0
	Umfudlana Combined School	2018	6120903	1				17	10	58.8	10	9	90.0	10	5	50.0	21	20	95.2							5	3	60.0	14	8	57.1	5	3	60.0	4	3	75.0





Province Districts	Centre Name	Year	Centre Number	Quintile	Subject Description																																
					Accounting			Agricultural Sciences			Business Studies			Economics			English First Additional Language			Geography			History			Life Sciences			Mathematical Literacy			Mathematics			Physical Sciences		
					Total Wrote	Achieved30-100%	% Achieved at 30% and Above	Total Wrote	Achieved30-100%	% Achieved at 30% and Above	Total Wrote	Achieved30-100%	% Achieved at 30% and Above	Total Wrote	Achieved30-100%	% Achieved at 30% and Above	Total Wrote	Achieved30-100%	% Achieved at 30% and Above	Total Wrote	Achieved30-100%	% Achieved at 30% and Above	Total Wrote	Achieved30-100%	% Achieved at 30% and Above	Total Wrote	Achieved30-100%	% Achieved at 30% and Above	Total Wrote	Achieved30-100%	% Achieved at 30% and Above	Total Wrote	Achieved30-100%	% Achieved at 30% and Above			
GERT SIBANDE	Waverley Secondary School	2018	6110307	1	3	2	66.7				6	4	66.7	6	6	100.0	10	10	100.0	9	6	66.7				7	6	85.7	11	9	81.8	4	1	25.0			
	YOUNG HARVEST CHRISTIAN SCHOOL	2018	6191406	5	2	1	50.0	1	0	0.0	4	0	0.0							3	3	100.0	1	1	100.0	10	7	70.0	4	2	50.0	6	4	66.7	3	2	66.7
	Zendelingspost Combined School	2019	6121006	1	17	6	35.3				18	5	27.8	27	3	11.1	99	70	70.7	60	28	46.7				55	20	36.4	23	14	60.9	43	2	4.7	29	19	65.5
	Zendelingspost Combined School	2018	6121006	1	11	6	54.5	30	9	30.0	12	12	100.0	12	10	83.3	69	53	76.8	22	13	59.1				15	14	93.3	42	11	26.2	20	9	45.0	14	12	85.7
	Zikhetheleni Secondary School	2019	6191703	1	15	12	80.0				30	27	90.0	15	9	60.0	51	51	100.0	34	32	94.1				35	25	71.4	36	34	94.4	14	5	35.7	19	9	47.4
	Zikhetheleni Secondary School	2018	6191703	1	11	7	63.6				24	22	91.7	10	10	100.0	57	57	100.0	42	36	85.7				28	20	71.4	20	16	80.0	19	8	42.1	16	6	37.5
	Zinikeleni Secondary School	2019	6110201	2	16	14	87.5	22	18	81.8				18	17	94.4	146	146	100.0	52	48	92.3				52	35	67.3	20	16	80.0	39	25	64.1	26	23	88.5
	Zinikeleni Secondary School	2018	6110201	2	11	11	100.0	31	13	41.9	13	8	61.5	9	8	88.9	199	199	100.0	68	49	72.1				111	54	48.6	16	8	50.0	97	40	41.2	84	27	32.1
NKANGALA	Allendale Secondary School	2019	6305303	4	15	14	93.3									22	22	100.0							47	39	83.0				31	31	100.0	31	31	100.0	
	Allendale Secondary School	2018	6305303	4	17	11	64.7									21	21	100.0							54	43	79.6				38	36	94.7	36	35	97.2	
	Babutheni Secondary School	2019	6374203	1	3	3	100.0	33	27	81.8	8	6	75.0	5	3	60.0	81	81	100.0	46	38	82.6				19	19	100.0	33	31	93.9	14	8	57.1	11	11	100.0
	Babutheni Secondary School	2018	6374203	1				49	25	51.0	11	8	72.7	5	5	100.0	78	78	100.0	54	37	68.5				36	26	72.2	29	18	62.1	32	12	37.5	20	14	70.0
	Bankfontein Combined School	2019	6304906	1	8	7	87.5				24	21	87.5				41	41	100.0	27	26	96.3				8	7	87.5	32	25	78.1	8	5	62.5	8	8	100.0

Province Districts	Centre Name	Year	Centre Number	Quintile	Subject Description																																
					Accounting			Agricultural Sciences			Business Studies			Economics			English First Additional Language			Geography			History			Life Sciences			Mathematical Literacy			Mathematics			Physical Sciences		
					Total Wrote	Achieved30-100%	% Achieved at 30% and Above	Total Wrote	Achieved30-100%	% Achieved at 30% and Above	Total Wrote	Achieved30-100%	% Achieved at 30% and Above	Total Wrote	Achieved30-100%	% Achieved at 30% and Above	Total Wrote	Achieved30-100%	% Achieved at 30% and Above	Total Wrote	Achieved30-100%	% Achieved at 30% and Above	Total Wrote	Achieved30-100%	% Achieved at 30% and Above	Total Wrote	Achieved30-100%	% Achieved at 30% and Above	Total Wrote	Achieved30-100%	% Achieved at 30% and Above	Total Wrote	Achieved30-100%	% Achieved at 30% and Above			
NKANGALA	Bankfontein Combined School	2018	6304906	1	16	13	81.3				27	16	59.3				64	63	98.4	47	28	59.6				24	18	75.0	35	22	62.9	16	8	50.0	17	16	94.1
	Beestepan Agricultural School	2019	6304707	2							23	20	87.0				41	41	100.0							16	6	37.5	25	23	92.0	8	8	100.0	8	8	100.0
	Beestepan Agricultural School	2018	6304707	2							17	9	52.9				37	37	100.0							18	8	44.4	28	19	67.9	7	7	100.0	7	7	100.0
	Belfast Akademie	2019	6305003	4	12	12	100.0				19	16	84.2				15	15	100.0	10	10	100.0				32	26	81.3	23	23	100.0	19	18	94.7	16	16	100.0
	Belfast Akademie	2018	6305003	4	12	11	91.7				20	19	95.0				19	19	100.0	13	12	92.3	1	1	100.0	38	36	94.7	29	29	100.0	20	20	100.0	14	14	100.0
	Bingweni Secondary School	2019	6374205	1	8	7	87.5	43	28	65.1	27	15	55.6	23	13	56.5	86	78	90.7	32	21	65.6				49	26	53.1	51	29	56.9	22	3	13.6	10	5	50.0
	Bingweni Secondary School	2018	6374205	1	4	4	100.0	41	17	41.5	33	9	27.3	32	17	53.1	84	82	97.6	31	14	45.2				43	20	46.5	57	29	50.9	17	5	29.4	11	6	54.5
	Bonginhlanhla Secondary School	2019	6333404	2	3	1	33.3				7	6	85.7	9	4	44.4	57	56	98.2							16	11	68.8	10	9	90.0	17	9	52.9	16	9	56.3
	Bonginhlanhla Secondary School	2018	6333404	2	2	2	100.0				20	13	65.0	22	15	68.2	59	59	100.0							18	11	61.1	20	12	60.0	21	9	42.9	18	4	22.2
	Bonginsimbi Comprehensive School	2019	6305106	2													41	41	100.0							34	32	94.1	20	20	100.0	13	10	76.9	13	13	100.0
	Bonginsimbi Comprehensive School	2018	6305106	2													43	43	100.0							19	19	100.0				30	21	70.0	31	28	90.3
	Bongumusa Secondary School	2019	6354004	2	16	15	93.8	54	32	59.3	83	39	47.0	91	59	64.8	178	177	99.4	16	16	100.0				66	43	65.2	74	57	77.0	60	29	48.3	46	39	84.8
Bongumusa Secondary School	2018	6354004	2	17	12	70.6	31	28	90.3	74	38	51.4	58	54	93.1	123	121	98.4	17	14	82.4				31	27	87.1	60	42	70.0	33	19	57.6	18	17	94.4	

Province Districts	Subject Description																																				
	Centre Name	Year	Centre Number	Quintile	Accounting			Agricultural Sciences			Business Studies			Economics			English First Additional Language			Geography			History			Life Sciences			Mathematical Literacy			Mathematics			Physical Sciences		
					Total Wrote	Achieved30-100%	% Achieved at 30% and Above	Total Wrote	Achieved30-100%	% Achieved at 30% and Above	Total Wrote	Achieved30-100%	% Achieved at 30% and Above	Total Wrote	Achieved30-100%	% Achieved at 30% and Above	Total Wrote	Achieved30-100%	% Achieved at 30% and Above	Total Wrote	Achieved30-100%	% Achieved at 30% and Above	Total Wrote	Achieved30-100%	% Achieved at 30% and Above	Total Wrote	Achieved30-100%	% Achieved at 30% and Above	Total Wrote	Achieved30-100%	% Achieved at 30% and Above	Total Wrote	Achieved30-100%	% Achieved at 30% and Above			
NKANGALA	Botleng Secondary School	2019	6304606	1	18	10	55.6				48	29	60.4	40	33	82.5	139	139	100.0	35	34	97.1	25	23	92.0	18	9	50.0	86	74	86.0	24	7	29.2	19	10	52.6
	Botleng Secondary School	2018	6304606	1	13	8	61.5				38	24	63.2	32	24	75.0	137	136	99.3	56	36	64.3	17	14	82.4	10	7	70.0	62	34	54.8	47	16	34.0	51	21	41.2
	Buhlebesizwe Secondary School	2019	6354103	1	11	11	100.0				41	18	43.9	17	10	58.8	80	79	98.8	45	31	68.9				25	17	68.0	45	36	80.0	18	14	77.8	18	17	94.4
	Buhlebesizwe Secondary School	2018	6354103	1	2	2	100.0				53	28	52.8	23	12	52.2	73	73	100.0	44	33	75.0				20	19	95.0	43	28	65.1	19	16	84.2	19	18	94.7
	Cibiliza Secondary School	2019	6353702	3				13	11	84.6	24	6	25.0				51	51	100.0	27	13	48.1				15	7	46.7	29	20	69.0	11	4	36.4	10	5	50.0
	Cibiliza Secondary School	2018	6353702	3				20	15	75.0	13	5	38.5				49	49	100.0	17	13	76.5				25	18	72.0	18	11	61.1	14	8	57.1	15	10	66.7
	CORONATION SECONDARY SCHOOL	2019	6305194	2	9	9	100.0				48	33	68.8	48	35	72.9	100	99	99.0	122	107	87.7	25	24	96.0	58	46	79.3	122	96	78.7	51	25	49.0	47	32	68.1
	CORONATION SECONDARY SCHOOL	2018	6305194	2	8	8	100.0				61	11	18.0	61	45	73.8	94	94	100.0	151	105	69.5				146	83	56.8	123	64	52.0	85	35	41.2	77	41	53.2
	D M Motsaosele Secondary School	2019	6305209	2	14	14	100.0				103	76	73.8				164	164	100.0	118	94	79.7				33	23	69.7	56	46	82.1	47	17	36.2	30	26	86.7
	D M Motsaosele Secondary School	2018	6305209	2	19	15	78.9				92	72	78.3				140	139	99.3	108	90	83.3				39	37	94.9	41	23	56.1	64	21	32.8	28	28	100.0
	Digwale Secondary School	2019	6374206	3	4	4	100.0				15	6	40.0	4	3	75.0	37	37	100.0	20	14	70.0				12	9	75.0	28	22	78.6	7	7	100.0	13	10	76.9
	Digwale Secondary School	2018	6374206	3	6	1	16.7				25	10	40.0	8	8	100.0	43	43	100.0	15	12	80.0				18	12	66.7	29	23	79.3	13	7	53.8	18	13	72.2
	Duduzile Secondary School	2019	6333401	1	5	5	100.0	14	14	100.0	12	9	75.0	15	8	53.3	33	33	100.0							17	11	64.7	8	6	75.0	15	3	20.0	14	11	78.6

Province Districts	Centre Name	Year	Centre Number	Quintile	Subject Description																																
					Accounting			Agricultural Sciences			Business Studies			Economics			English First Additional Language			Geography			History			Life Sciences			Mathematical Literacy			Mathematics			Physical Sciences		
					Total Wrote	Achieved30-100%	% Achieved at 30% and Above	Total Wrote	Achieved30-100%	% Achieved at 30% and Above	Total Wrote	Achieved30-100%	% Achieved at 30% and Above	Total Wrote	Achieved30-100%	% Achieved at 30% and Above	Total Wrote	Achieved30-100%	% Achieved at 30% and Above	Total Wrote	Achieved30-100%	% Achieved at 30% and Above	Total Wrote	Achieved30-100%	% Achieved at 30% and Above	Total Wrote	Achieved30-100%	% Achieved at 30% and Above	Total Wrote	Achieved30-100%	% Achieved at 30% and Above	Total Wrote	Achieved30-100%	% Achieved at 30% and Above			
NKANGALA	Duduzile Secondary School	2018	6333401	1	5	4	80.0	13	13	100.0	18	10	55.6	19	12	63.2	32	32	100.0							20	17	85.0	6	5	83.3	18	5	27.8	13	13	100.0
	Dumeleni Secondary School	2019	6353701	2	5	5	100.0				31	19	61.3	29	15	51.7	84	79	94.0	42	34	81.0				48	23	47.9	51	40	78.4	29	8	27.6	20	9	45.0
	Dumeleni Secondary School	2018	6353701	2	1	0	0.0				22	8	36.4	24	6	25.0	67	60	89.6	31	19	61.3				32	14	43.8	35	22	62.9	20	4	20.0	18	5	27.8
	Eastdene Combined School	2019	6304803	5	10	10	100.0				97	70	72.2							75	71	94.7	33	31	93.9	24	23	95.8	98	80	81.6	24	23	95.8	16	16	100.0
	Eastdene Combined School	2018	6304803	5	5	5	100.0				77	56	72.7							62	60	96.8	36	34	94.4	23	23	100.0	63	60	95.2	37	37	100.0	24	23	95.8
	Ed-U-College Combined School	2019	6305191	99							52	52	100.0													62	36	58.1	52	52	100.0	12	10	83.3	12	12	100.0
	Ed-U-College Combined School	2018	6305191	99							52	47	90.4													54	49	90.7	52	51	98.1	22	21	95.5	22	22	100.0
	Ekwazini Secondary School	2019	6304706	1	5	5	100.0				25	25	100.0	5	5	100.0	54	54	100.0	35	33	94.3				11	10	90.9	20	18	90.0	14	0	0.0	10	6	60.0
	Ekwazini Secondary School	2018	6304706	1	9	7	77.8				24	20	83.3	9	7	77.8	53	51	96.2	37	34	91.9				18	17	94.4	15	8	53.3	26	3	11.5	17	10	58.8
	Elukhanyisweni Secondary School	2019	6305101	2							36	27	75.0	17	6	35.3	159	159	100.0	33	32	97.0	35	35	100.0	13	9	69.2	71	64	90.1	8	6	75.0	8	8	100.0
	Elukhanyisweni Secondary School	2018	6305101	2	4	4	100.0				71	44	62.0	22	19	86.4	199	199	100.0	49	47	95.9	49	49	100.0	20	17	85.0	109	85	78.0	18	11	61.1	14	10	71.4
	EMAKHAZENI BOARDING SCHOOL	2019	6305009	1	6	4	66.7	27	15	55.6	9	9	100.0	8	5	62.5	58	58	100.0	51	33	64.7				48	36	75.0	29	23	79.3	27	5	18.5	22	17	77.3
EMAKHAZENI BOARDING SCHOOL	2018	6305009	1	10	10	100.0	10	6	60.0	9	9	100.0	9	8	88.9	28	28	100.0	18	12	66.7				16	11	68.8	10	10	100.0	16	3	18.8	8	3	37.5	

Province Districts	Centre Name	Year	Centre Number	Quintile	Subject Description																																
					Accounting			Agricultural Sciences			Business Studies			Economics			English First Additional Language			Geography			History			Life Sciences			Mathematical Literacy			Mathematics			Physical Sciences		
					Total Wrote	Achieved30-100%	% Achieved at 30% and Above	Total Wrote	Achieved30-100%	% Achieved at 30% and Above	Total Wrote	Achieved30-100%	% Achieved at 30% and Above	Total Wrote	Achieved30-100%	% Achieved at 30% and Above	Total Wrote	Achieved30-100%	% Achieved at 30% and Above	Total Wrote	Achieved30-100%	% Achieved at 30% and Above	Total Wrote	Achieved30-100%	% Achieved at 30% and Above	Total Wrote	Achieved30-100%	% Achieved at 30% and Above	Total Wrote	Achieved30-100%	% Achieved at 30% and Above	Total Wrote	Achieved30-100%	% Achieved at 30% and Above			
NKANGALA	Empucukweni Secondary School	2019	6305203	2	6	6	100.0				43	21	48.8	18	18	100.0	143	143	100.0	55	46	83.6	57	54	94.7	41	41	100.0	79	69	87.3	33	25	75.8	46	45	97.8
	Empucukweni Secondary School	2018	6305203	2	12	12	100.0				56	29	51.8	29	28	96.6	200	195	97.5	93	62	66.7	72	70	97.2	57	55	96.5	76	58	76.3	66	41	62.1	55	53	96.4
	Entokozweni Secondary School	2019	6353601	3							51	37	72.5	24	9	37.5	122	122	100.0	98	70	71.4				68	52	76.5	91	74	81.3	29	19	65.5	29	22	75.9
	Entokozweni Secondary School	2018	6353601	3							48	44	91.7	25	19	76.0	109	109	100.0	84	66	78.6				56	45	80.4	79	67	84.8	23	16	69.6	23	19	82.6
	Extension K Secondary School	2019	6354003	2	4	3	75.0	16	13	81.3	19	13	68.4	19	8	42.1	48	48	100.0							17	12	70.6	24	21	87.5	14	4	28.6	6	2	33.3
	Extension K Secondary School	2018	6354003	2	7	5	71.4	24	15	62.5	23	15	65.2	24	16	66.7	49	47	95.9							24	13	54.2	26	9	34.6	24	8	33.3	14	9	64.3
	F H MKHABELA SECONDARY SCHOOL	2019	6305210	2	25	20	80.0				22	14	63.6	22	15	68.2	144	140	97.2	80	53	66.3				83	26	31.3	60	40	66.7	47	11	23.4	31	14	45.2
	F H MKHABELA SECONDARY SCHOOL	2018	6305210	2	37	16	43.2				24	15	62.5	25	17	68.0	117	99	84.6	62	26	41.9				74	21	28.4	38	11	28.9	60	7	11.7	37	12	32.4
	Gekombineerde Skool Hendrina	2019	6304804	4	6	6	100.0				25	23	92.0				4	4	100.0	18	18	100.0				11	11	100.0	26	25	96.2	13	13	100.0	8	8	100.0
	Gekombineerde Skool Hendrina	2018	6304804	4	3	3	100.0				33	22	66.7				11	11	100.0	18	16	88.9				12	12	100.0	31	31	100.0	9	8	88.9	4	4	100.0
	Gekombineerde Skool Ogies	2019	6305206	4							38	31	81.6							20	18	90.0							17	14	82.4	19	11	57.9	18	14	77.8
	Gekombineerde Skool Ogies	2018	6305206	4							26	16	61.5							10	6	60.0							11	8	72.7	15	6	40.0	14	7	50.0
Gobolibi Secondary School	2019	6374305	1	14	10	71.4				23	12	52.2	12	8	66.7	49	49	100.0	34	30	88.2				34	25	73.5	30	24	80.0	18	13	72.2	17	16	94.1	

Province Districts	Centre Name	Year	Centre Number	Quintile	Subject Description																																
					Accounting			Agricultural Sciences			Business Studies			Economics			English First Additional Language			Geography			History			Life Sciences			Mathematical Literacy			Mathematics			Physical Sciences		
					Total Wrote	Achieved30-100%	% Achieved at 30% and Above	Total Wrote	Achieved30-100%	% Achieved at 30% and Above	Total Wrote	Achieved30-100%	% Achieved at 30% and Above	Total Wrote	Achieved30-100%	% Achieved at 30% and Above	Total Wrote	Achieved30-100%	% Achieved at 30% and Above	Total Wrote	Achieved30-100%	% Achieved at 30% and Above	Total Wrote	Achieved30-100%	% Achieved at 30% and Above	Total Wrote	Achieved30-100%	% Achieved at 30% and Above	Total Wrote	Achieved30-100%	% Achieved at 30% and Above	Total Wrote	Achieved30-100%	% Achieved at 30% and Above			
NKANGALA	Gobolibi Secondary School	2018	6374305	1	23	6	26.1			22	14	63.6	19	14	73.7	43	42	97.7	20	20	100.0				24	23	95.8	26	17	65.4	17	11	64.7	15	14	93.3	
	GRACE CHRISTIAN PRIVATE SCHOOL	2019	6333413	99	2	2	100.0	14	13	92.9	11	9	81.8	4	3	75.0				16	15	93.8				20	16	80.0	15	14	93.3	10	9	90.0	7	7	100.0
	GRACE CHRISTIAN PRIVATE SCHOOL	2018	6333413	99	4	4	100.0	13	6	46.2	19	14	73.7	9	7	77.8				13	10	76.9				16	15	93.8	18	13	72.2	14	12	85.7	10	9	90.0
	Greendale School	2019	6305302	4	19	17	89.5			74	65	87.8													46	37	80.4	51	48	94.1	51	40	78.4	42	35	83.3	
	Greendale School	2018	6305302	4	10	4	40.0			47	35	74.5													31	29	93.5	45	40	88.9	19	17	89.5	18	16	88.9	
	HILLSIDE PRIVATE SCHOOL	2018	6304709	99	3	2	66.7	3	1	33.3	22	7	31.8	12	4	33.3				17	12	70.6	5	4	80.0	20	14	70.0	23	15	65.2	19	3	15.8	12	2	16.7
	Hlalahle Secondary School	2019	6374202	1	23	20	87.0	46	17	37.0	81	50	61.7	23	17	73.9	261	255	97.7	134	111	82.8				87	61	70.1	110	78	70.9	96	53	55.2	73	45	61.6
	Hlalahle Secondary School	2018	6374202	1	28	21	75.0	34	26	76.5	47	30	63.8	30	27	90.0	220	215	97.7	108	83	76.9				81	61	75.3	81	64	79.0	95	44	46.3	66	31	47.0
	Hlanganani Secondary School	2019	6333502	1	7	4	57.1	30	28	93.3	17	12	70.6	16	11	68.8	85	85	100.0							27	27	100.0	37	34	91.9	16	15	93.8	14	14	100.0
	Hlanganani Secondary School	2018	6333502	1	5	5	100.0	34	30	88.2	23	11	47.8	19	15	78.9	96	95	99.0							34	30	88.2	41	30	73.2	16	10	62.5	10	9	90.0
Hlomani Secondary School	2019	6353605	1	19	15	78.9	17	14	82.4							36	36	100.0							31	28	90.3				31	29	93.5	31	25	80.6	
Hlomani Secondary School	2018	6353605	1	9	8	88.9	39	29	74.4							48	48	100.0							39	35	89.7				30	30	100.0	31	28	90.3	
Hlonipha Secondary School	2019	6353806	2	6	5	83.3	22	14	63.6	29	20	69.0	20	15	75.0	104	104	100.0	61	46	75.4	61	50	82.0	24	23	95.8	72	53	73.6	29	17	58.6	24	22	91.7	



Province Districts	Centre Name	Year	Centre Number	Quintile	Subject Description																																
					Accounting			Agricultural Sciences			Business Studies			Economics			English First Additional Language			Geography			History			Life Sciences			Mathematical Literacy			Mathematics			Physical Sciences		
					Total Wrote	Achieved30-100%	% Achieved at 30% and Above	Total Wrote	Achieved30-100%	% Achieved at 30% and Above	Total Wrote	Achieved30-100%	% Achieved at 30% and Above	Total Wrote	Achieved30-100%	% Achieved at 30% and Above	Total Wrote	Achieved30-100%	% Achieved at 30% and Above	Total Wrote	Achieved30-100%	% Achieved at 30% and Above	Total Wrote	Achieved30-100%	% Achieved at 30% and Above	Total Wrote	Achieved30-100%	% Achieved at 30% and Above	Total Wrote	Achieved30-100%	% Achieved at 30% and Above	Total Wrote	Achieved30-100%	% Achieved at 30% and Above			
NKANGALA	Hlonipha Secondary School	2018	6353806	2	3	1	33.3	28	17	60.7	53	35	66.0	35	21	60.0	136	133	97.8	41	27	65.9	60	56	93.3	22	19	86.4	85	55	64.7	24	16	66.7	22	19	86.4
	Hluzingqondo Secondary School	2019	6353707	3	6	6	100.0	52	41	78.8	32	24	75.0	15	12	80.0	126	125	99.2	13	9	69.2				46	43	93.5	70	44	62.9	32	18	56.3	33	25	75.8
	Hluzingqondo Secondary School	2018	6353707	3	5	5	100.0	39	30	76.9	40	15	37.5	17	6	35.3	99	95	96.0	26	13	50.0				38	27	71.1	61	34	55.7	25	15	60.0	20	14	70.0
	HOêRskool Delmas	2019	6304605	4	20	20	100.0	12	11	91.7	45	35	77.8				82	82	100.0	34	34	100.0				37	36	97.3	64	64	100.0	40	38	95.0	23	23	100.0
	HOêRskool Delmas	2018	6304605	4	17	17	100.0	14	14	100.0	55	41	74.5				72	72	100.0	27	27	100.0				29	26	89.7	59	57	96.6	41	26	63.4	23	21	91.3
	HOêRskool Generaal Hertzog	2019	6305107	4	36	32	88.9				73	58	79.5				94	94	100.0	85	71	83.5				63	56	88.9	93	93	100.0	79	59	74.7	54	52	96.3
	HOêRskool Generaal Hertzog	2018	6305107	4	16	16	100.0				89	72	80.9				82	82	100.0	60	59	98.3				88	73	83.0	96	96	100.0	69	68	98.6	57	55	96.5
	HOêRskool Kanonkop	2019	6304902	4	35	35	100.0				47	43	91.5				47	47	100.0	12	11	91.7				32	32	100.0	39	39	100.0	44	42	95.5	23	22	95.7
	HOêRskool Kanonkop	2018	6304902	4	18	18	100.0				39	32	82.1				47	47	100.0	25	25	100.0				42	41	97.6	49	49	100.0	35	33	94.3	23	23	100.0
	HOêRskool Kriel	2019	6305306	4	16	16	100.0				88	45	51.1				24	24	100.0	25	24	96.0				54	40	74.1	86	82	95.3	42	41	97.6	33	29	87.9
	HOêRskool Kriel	2018	6305306	4	15	15	100.0				88	52	59.1				30	30	100.0	16	15	93.8				52	51	98.1	90	86	95.6	48	43	89.6	42	38	90.5
	HOêRskool Middelburg	2019	6304702	4	37	37	100.0				65	57	87.7				143	143	100.0	48	45	93.8				63	62	98.4	93	93	100.0	92	91	98.9	57	56	98.2
	HOêRskool Middelburg	2018	6304702	4	26	26	100.0				63	53	84.1				143	143	100.0	32	32	100.0				61	60	98.4	95	95	100.0	80	80	100.0	57	57	100.0
	HOêRskool Patriot	2019	6305204	5	22	22	100.0	31	30	96.8	124	101	81.5				14	14	100.0							27	27	100.0	116	113	97.4	41	41	100.0	34	33	97.1
HOêRskool Patriot	2018	6305204	5	26	26	100.0				126	107	84.9				19	19	100.0							41	41	100.0	103	100	97.1	52	49	94.2	35	35	100.0	
HOêRSKOOL REYNOPARK	2019	6305309	4	11	11	100.0				65	26	40.0							53	28	52.8				44	29	65.9	57	54	94.7	26	12	46.2	17	14	82.4	

Province Districts	Centre Name	Year	Centre Number	Quintile	Subject Description																																
					Accounting			Agricultural Sciences			Business Studies			Economics			English First Additional Language			Geography			History			Life Sciences			Mathematical Literacy			Mathematics			Physical Sciences		
					Total Wrote	Achieved30-100%	% Achieved at 30% and Above	Total Wrote	Achieved30-100%	% Achieved at 30% and Above	Total Wrote	Achieved30-100%	% Achieved at 30% and Above	Total Wrote	Achieved30-100%	% Achieved at 30% and Above	Total Wrote	Achieved30-100%	% Achieved at 30% and Above	Total Wrote	Achieved30-100%	% Achieved at 30% and Above	Total Wrote	Achieved30-100%	% Achieved at 30% and Above	Total Wrote	Achieved30-100%	% Achieved at 30% and Above	Total Wrote	Achieved30-100%	% Achieved at 30% and Above	Total Wrote	Achieved30-100%	% Achieved at 30% and Above			
NKANGALA	HOËRSKOOL REYNOPARK	2018	6305309	4	19	18	94.7				86	46	53.5						55	40	72.7				77	60	77.9	72	69	95.8	44	34	77.3	32	19	59.4	
	HTS Middelburg	2019	6304704	4	27	27	100.0				67	52	77.6				206	206	100.0	48	45	93.8				48	41	85.4	70	70	100.0	103	101	98.1	83	80	96.4
	HTS Middelburg	2018	6304704	4	19	19	100.0				55	46	83.6				205	205	100.0	74	74	100.0				72	71	98.6	69	69	100.0	103	101	98.1	82	77	93.9
	HTS Witbank	2019	6305103	4	26	25	96.2				90	71	78.9				146	146	100.0	32	30	93.8				68	60	88.2	86	85	98.8	68	65	95.6	54	53	98.1
	HTS Witbank	2018	6305103	4	13	13	100.0				64	52	81.3				121	121	100.0	27	27	100.0				77	74	96.1	70	70	100.0	69	69	100.0	60	58	96.7
	Ilanga Secondary School	2019	6305307	1							31	22	71.0	65	49	75.4	77	77	100.0							36	27	75.0	41	31	75.6	26	14	53.8	26	17	65.4
	Ilanga Secondary School	2018	6305307	1							29	21	72.4	52	47	90.4	62	62	100.0							27	24	88.9	33	28	84.8	20	18	90.0	23	19	82.6
	Imemeza Secondary School	2019	6305006	2							9	7	77.8	8	6	75.0	48	48	100.0	48	42	87.5				35	26	74.3				40	18	45.0	39	37	94.9
	Imemeza Secondary School	2018	6305006	2	6	6	100.0				7	5	71.4	7	7	100.0	39	39	100.0	32	30	93.8				27	26	96.3				35	22	62.9	29	27	93.1
	Intuthuko Secondary School	2019	6333510	2	4	4	100.0	33	32	97.0	5	4	80.0	4	4	100.0	42	42	100.0							36	36	100.0				36	20	55.6	33	31	93.9
	Intuthuko Secondary School	2018	6333510	2	3	3	100.0	19	18	94.7	5	5	100.0	5	5	100.0	21	21	100.0							20	20	100.0				27	17	63.0	24	16	66.7
	Khamane Secondary School	2019	6374306	2	15	15	100.0	62	49	79.0				14	11	78.6	123	123	100.0	70	60	85.7				109	86	78.9	28	24	85.7	95	42	44.2	95	69	72.6
	Khamane Secondary School	2018	6374306	2	18	16	88.9	74	68	91.9				18	18	100.0	96	96	100.0	34	32	94.1				78	72	92.3	38	36	94.7	58	32	55.2	58	44	75.9
	Khayalami Secondary School	2019	6305007	3	42	40	95.2				49	43	87.8	23	23	100.0	99	99	100.0	51	48	94.1				52	43	82.7	37	37	100.0	60	36	60.0	39	37	94.9

Province Districts	Centre Name	Year	Centre Number	Quintile	Subject Description																																
					Accounting			Agricultural Sciences			Business Studies			Economics			English First Additional Language			Geography			History			Life Sciences			Mathematical Literacy			Mathematics			Physical Sciences		
					Total Wrote	Achieved30-100%	% Achieved at 30% and Above	Total Wrote	Achieved30-100%	% Achieved at 30% and Above	Total Wrote	Achieved30-100%	% Achieved at 30% and Above	Total Wrote	Achieved30-100%	% Achieved at 30% and Above	Total Wrote	Achieved30-100%	% Achieved at 30% and Above	Total Wrote	Achieved30-100%	% Achieved at 30% and Above	Total Wrote	Achieved30-100%	% Achieved at 30% and Above	Total Wrote	Achieved30-100%	% Achieved at 30% and Above	Total Wrote	Achieved30-100%	% Achieved at 30% and Above	Total Wrote	Achieved30-100%	% Achieved at 30% and Above			
NKANGALA	Khayalami Secondary School	2018	6305007	3	38	38	100.0				76	67	88.2	24	24	100.0	139	139	100.0	97	78	80.4				70	55	78.6	71	68	95.8	58	36	62.1	34	31	91.2
	King Makhosonke li Secondary School	2019	6353904	2	24	24	100.0	78	30	38.5	64	36	56.3	26	25	96.2	225	224	99.6	137	86	62.8				47	29	61.7	117	85	72.6	59	18	30.5	50	31	62.0
	King Makhosonke li Secondary School	2018	6353904	2	19	11	57.9	53	31	58.5	41	25	61.0	17	14	82.4	152	151	99.3	119	92	77.3				47	41	87.2	61	45	73.8	61	30	49.2	47	37	78.7
	Klipspruit Combined School	2019	6305008	1							42	26	61.9				42	42	100.0	42	33	78.6				37	31	83.8	36	25	69.4	5	3	60.0			
	Klipspruit Combined School	2018	6305008	1							46	30	65.2				46	46	100.0	47	38	80.9				41	33	80.5	33	22	66.7	14	10	71.4			
	Kopanang Secondary School	2019	6305102	2	13	11	84.6				28	17	60.7	28	16	57.1	157	157	100.0	145	104	71.7				130	90	69.2	32	29	90.6	126	38	30.2	89	35	39.3
	Kopanang Secondary School	2018	6305102	2	10	5	50.0				16	9	56.3	19	13	68.4	178	176	98.9	143	81	56.6				119	89	74.8	53	25	47.2	94	50	53.2	76	40	52.6
	Kwamanala Secondary School	2019	6374207	2	30	23	76.7	48	39	81.3	40	35	87.5	30	28	93.3	159	159	100.0	68	57	83.8				43	40	93.0	74	64	86.5	36	20	55.6	35	32	91.4
	Kwamanala Secondary School	2018	6374207	2	9	9	100.0	75	53	70.7	27	19	70.4	24	18	75.0	179	177	98.9	97	71	73.2				52	50	96.2	69	44	63.8	35	23	65.7	34	27	79.4
	Kwamhlanga Secondary School	2019	6353902	2	47	41	87.2				16	14	87.5	17	13	76.5	210	210	100.0	150	121	80.7				168	110	65.5	40	31	77.5	94	71	75.5	96	82	85.4
	Kwamhlanga Secondary School	2018	6353902	2	40	32	80.0										114	114	100.0	70	61	87.1				105	93	88.6	13	10	76.9	81	62	76.5	80	72	90.0
	Kwandebele Science Combined School	2019	6333409	2													118	117	99.2							92	85	92.4				92	77	83.7	92	84	91.3
Kwandebele Science Combined School	2018	6333409	2													109	109	100.0							82	81	98.8				82	77	93.9	82	78	95.1	

Province Districts	Subject Description																																				
	Centre Name	Year	Centre Number	Quintile	Accounting			Agricultural Sciences			Business Studies			Economics			English First Additional Language			Geography			History			Life Sciences			Mathematical Literacy			Mathematics			Physical Sciences		
					Total Wrote	Achieved30-100%	% Achieved at 30% and Above	Total Wrote	Achieved30-100%	% Achieved at 30% and Above	Total Wrote	Achieved30-100%	% Achieved at 30% and Above	Total Wrote	Achieved30-100%	% Achieved at 30% and Above	Total Wrote	Achieved30-100%	% Achieved at 30% and Above	Total Wrote	Achieved30-100%	% Achieved at 30% and Above	Total Wrote	Achieved30-100%	% Achieved at 30% and Above	Total Wrote	Achieved30-100%	% Achieved at 30% and Above	Total Wrote	Achieved30-100%	% Achieved at 30% and Above	Total Wrote	Achieved30-100%	% Achieved at 30% and Above	Total Wrote	Achieved30-100%	% Achieved at 30% and Above
NKANGALA	Kwazamokuhle Secondary School	2019	6304805	2	8	8	100.0	17	17	100.0	55	40	72.7	22	18	81.8	228	222	97.4	49	39	79.6	30	23	76.7	84	82	97.6	104	83	79.8	75	35	46.7	67	58	86.6
	Kwazamokuhle Secondary School	2018	6304805	2	10	10	100.0	17	17	100.0	72	51	70.8	53	34	64.2	316	300	94.9	90	46	51.1	48	40	83.3	67	65	97.0	193	115	59.6	60	30	50.0	50	38	76.0
	LD Moetanaloo Secondary School	2019	6304708	3	23	19	82.6	35	33	94.3	51	34	66.7	31	15	48.4	144	143	99.3	93	77	82.8	52	36	69.2	37	24	64.9	80	57	71.3	48	23	47.9	30	21	70.0
	LD Moetanaloo Secondary School	2018	6304708	3	10	10	100.0	28	23	82.1	33	23	69.7	11	11	100.0	95	95	100.0	55	47	85.5	29	22	75.9	23	17	73.9	50	29	58.0	35	14	40.0	23	18	78.3
	Lehlabile Secondary School	2019	6374302	1	10	10	100.0	26	12	46.2	13	11	84.6	13	10	76.9	66	66	100.0	44	28	63.6				15	10	66.7	45	33	73.3	11	5	45.5	10	7	70.0
	Lehlabile Secondary School	2018	6374302	1	5	4	80.0	14	10	71.4	7	3	42.9	9	8	88.9	34	34	100.0	25	21	84.0				17	13	76.5	16	13	81.3	12	6	50.0	9	6	66.7
	Lehlaka Combined School	2019	6305301	3							16	9	56.3	27	7	25.9	26	26	100.0							27	10	37.0	15	13	86.7	12	4	33.3	11	5	45.5
	Lehlaka Combined School	2018	6305301	3							17	8	47.1	25	18	72.0	25	25	100.0							26	11	42.3	17	12	70.6	8	5	62.5	9	7	77.8
	Leonard Ntshuntshe Secondary School	2019	6305207	2	20	19	95.0				40	30	75.0	33	23	69.7	169	169	100.0	93	73	78.5	52	50	96.2	53	36	67.9	82	69	84.1	44	28	63.6	53	30	56.6
	Leonard Ntshuntshe Secondary School	2018	6305207	2	13	11	84.6				62	44	71.0	55	48	87.3	210	210	100.0	113	95	84.1	43	42	97.7	61	52	85.2	77	57	74.0	67	31	46.3	63	41	65.1
	Lethabong Secondary School	2019	6353802	2	4	4	100.0	16	16	100.0	16	11	68.8				50	49	98.0	16	16	100.0				25	19	76.0	16	16	100.0	20	17	85.0	20	20	100.0
	Lethabong Secondary School	2018	6353802	2	7	6	85.7	18	17	94.4	13	1	7.7				64	63	98.4	11	5	45.5				35	23	65.7	13	7	53.8	25	19	76.0	28	15	53.6
	Litho Secondary School	2019	6374505	1	8	6	75.0	38	24	63.2	38	27	71.1	21	19	90.5	55	55	100.0							23	16	69.6	38	28	73.7	12	8	66.7	6	6	100.0

Province Districts	Subject Description																																				
	Centre Name	Year	Centre Number	Quintile	Accounting			Agricultural Sciences			Business Studies			Economics			English First Additional Language			Geography			History			Life Sciences			Mathematical Literacy			Mathematics			Physical Sciences		
					Total Wrote	Achieved30-100%	% Achieved at 30% and Above	Total Wrote	Achieved30-100%	% Achieved at 30% and Above	Total Wrote	Achieved30-100%	% Achieved at 30% and Above	Total Wrote	Achieved30-100%	% Achieved at 30% and Above	Total Wrote	Achieved30-100%	% Achieved at 30% and Above	Total Wrote	Achieved30-100%	% Achieved at 30% and Above	Total Wrote	Achieved30-100%	% Achieved at 30% and Above	Total Wrote	Achieved30-100%	% Achieved at 30% and Above	Total Wrote	Achieved30-100%	% Achieved at 30% and Above	Total Wrote	Achieved30-100%	% Achieved at 30% and Above			
NKANGALA	Litho Secondary School	2018	6374505	1	5	4	80.0	44	34	77.3	47	28	59.6	22	22	100.0	62	61	98.4							27	20	74.1	32	22	68.8	13	8	61.5	7	3	42.9
	Mabande Comprehensive High School	2019	6305205	2	12	10	83.3				43	19	44.2				168	168	100.0	69	49	71.0						73	54	74.0	65	26	40.0	53	21	39.6	
	Mabande Comprehensive High School	2018	6305205	2	8	8	100.0				8	8	100.0				147	147	100.0	96	76	79.2				40	37	92.5	56	52	92.9	51	34	66.7	43	32	74.4
	Mabothe Secondary School	2019	6374402	2	73	41	56.2	122	69	56.6	57	27	47.4	28	21	75.0	251	250	99.6	158	107	67.7				149	81	54.4	152	120	78.9	87	37	42.5	58	40	69.0
	Mabothe Secondary School	2018	6374402	2	54	42	77.8	144	96	66.7	46	28	60.9	24	19	79.2	239	238	99.6	174	138	79.3				143	106	74.1	148	116	78.4	70	43	61.4	41	34	82.9
	Mabusabesala Secondary School	2019	6333503	2				42	25	59.5							102	99	97.1							59	30	50.8	43	25	58.1	31	14	45.2	41	21	51.2
	Mabusabesala Secondary School	2018	6333503	2				33	28	84.8	16	3	18.8	10	4	40.0	93	91	97.8							56	36	64.3	31	17	54.8	28	16	57.1	30	26	86.7
	Madlayedwa Secondary School	2019	6333504	2							24	20	83.3	8	7	87.5	25	25	100.0							21	12	57.1	11	10	90.9	12	6	50.0	14	12	85.7
	Madlayedwa Secondary School	2018	6333504	2							33	21	63.6				33	32	97.0							27	18	66.7	16	11	68.8	17	8	47.1	25	8	32.0
	Madoda Secondary School	2019	6333402	1	5	5	100.0	42	27	64.3	7	6	85.7	5	5	100.0	61	60	98.4	25	9	36.0				36	22	61.1	16	14	87.5	21	5	23.8	25	12	48.0
	Madoda Secondary School	2018	6333402	1	5	3	60.0	32	21	65.6	5	2	40.0	4	2	50.0	44	44	100.0	4	3	75.0				24	14	58.3	15	9	60.0	22	7	31.8	20	10	50.0
	Mafa Max Motloun Secondary School	2019	6304601	1	31	22	71.0				58	45	77.6	31	25	80.6	142	142	100.0	111	108	97.3				84	62	73.8	67	54	80.6	75	46	61.3	44	27	61.4

Province Districts	Centre Name	Year	Centre Number	Quintile	Subject Description																																
					Accounting			Agricultural Sciences			Business Studies			Economics			English First Additional Language			Geography			History			Life Sciences			Mathematical Literacy			Mathematics			Physical Sciences		
					Total Wrote	Achieved30-100%	% Achieved at 30% and Above	Total Wrote	Achieved30-100%	% Achieved at 30% and Above	Total Wrote	Achieved30-100%	% Achieved at 30% and Above	Total Wrote	Achieved30-100%	% Achieved at 30% and Above	Total Wrote	Achieved30-100%	% Achieved at 30% and Above	Total Wrote	Achieved30-100%	% Achieved at 30% and Above	Total Wrote	Achieved30-100%	% Achieved at 30% and Above	Total Wrote	Achieved30-100%	% Achieved at 30% and Above	Total Wrote	Achieved30-100%	% Achieved at 30% and Above	Total Wrote	Achieved30-100%	% Achieved at 30% and Above			
NKANGALA	Mafa Max Motloung Secondary School	2018	6304601	1	46	24	52.2				46	43	93.5	46	43	93.5	126	126	100.0	36	36	100.0				80	59	73.8	36	21	58.3	90	59	65.6	44	34	77.3
	Mafu Secondary School	2019	6353703	3	7	7	100.0				19	19	100.0	19	18	94.7	117	117	100.0	75	73	97.3				79	76	96.2	68	61	89.7	37	29	78.4	31	28	90.3
	Mafu Secondary School	2018	6353703	3	10	10	100.0				27	18	66.7	18	17	94.4	115	115	100.0	77	56	72.7				61	54	88.5	49	45	91.8	33	32	97.0	27	17	63.0
	Makause Combined School	2019	6305304	2							28	22	78.6				51	51	100.0	48	45	93.8				23	21	91.3	28	22	78.6	21	21	100.0	23	21	91.3
	Makause Combined School	2018	6305304	2							32	20	62.5				51	51	100.0	46	38	82.6				17	17	100.0	33	23	69.7	18	18	100.0	17	16	94.1
	Makhosana Secondary School	2019	6333406	2	1	1	100.0				19	4	21.1	1	1	100.0	68	67	98.5	40	24	60.0				15	5	33.3	27	16	59.3	8	3	37.5	9	6	66.7
	Makhosana Secondary School	2018	6333406	2	8	7	87.5				13	7	53.8	11	7	63.6	83	80	96.4	54	43	79.6				27	20	74.1	29	15	51.7	26	14	53.8	21	17	81.0
	Malatse Secondary School	2019	6374301	1	5	3	60.0	35	27	77.1	5	4	80.0	5	5	100.0	58	56	96.6	53	42	79.2				51	37	72.5	42	32	76.2	15	7	46.7	15	15	100.0
	Malatse Secondary School	2018	6374301	1	5	3	60.0	28	19	67.9	5	5	100.0	5	5	100.0	44	44	100.0	39	34	87.2				39	31	79.5	32	25	78.1	12	9	75.0	11	11	100.0
	Malebo Secondary School	2019	6374204	2	3	3	100.0				20	9	45.0	20	12	60.0	59	59	100.0	32	18	56.3				32	16	50.0	40	20	50.0	17	1	5.9	17	6	35.3
	Malebo Secondary School	2018	6374204	2	3	3	100.0				20	5	25.0	13	10	76.9	68	68	100.0	53	29	54.7				47	23	48.9	49	25	51.0	19	6	31.6	16	8	50.0
	Mandlethu Senior Secondary School	2019	6354001	2	14	13	92.9	29	17	58.6	57	31	54.4	45	42	93.3	87	87	100.0							19	15	78.9	55	47	85.5	23	2	8.7			
Mandlethu Senior Secondary School	2018	6354001	2	6	6	100.0	41	19	46.3	39	11	28.2	22	19	86.4	69	68	98.6							21	13	61.9	46	25	54.3	11	5	45.5				

Province Districts	Centre Name	Year	Centre Number	Quintile	Subject Description																																
					Accounting			Agricultural Sciences			Business Studies			Economics			English First Additional Language			Geography			History			Life Sciences			Mathematical Literacy			Mathematics			Physical Sciences		
					Total Wrote	Achieved30-100%	% Achieved at 30% and Above	Total Wrote	Achieved30-100%	% Achieved at 30% and Above	Total Wrote	Achieved30-100%	% Achieved at 30% and Above	Total Wrote	Achieved30-100%	% Achieved at 30% and Above	Total Wrote	Achieved30-100%	% Achieved at 30% and Above	Total Wrote	Achieved30-100%	% Achieved at 30% and Above	Total Wrote	Achieved30-100%	% Achieved at 30% and Above	Total Wrote	Achieved30-100%	% Achieved at 30% and Above	Total Wrote	Achieved30-100%	% Achieved at 30% and Above	Total Wrote	Achieved30-100%	% Achieved at 30% and Above			
NKANGALA	Manoka Secondary School	2019	6374403	2				39	23	59.0	39	22	56.4				58	58	100.0	36	28	77.8				13	8	61.5	43	37	86.0	13	4	30.8	13	9	69.2
	Manoka Secondary School	2018	6374403	2				40	26	65.0	47	20	42.6				64	64	100.0	45	33	73.3				16	9	56.3	45	34	75.6	16	5	31.3	16	8	50.0
	Marhagi Secondary School	2019	6353607	2	10	10	100.0				83	32	38.6	10	9	90.0	138	137	99.3	104	79	76.0				31	24	77.4	86	73	84.9	27	11	40.7	27	18	66.7
	Marhagi Secondary School	2018	6353607	2	19	17	89.5				110	55	50.0	21	21	100.0	196	195	99.5	134	86	64.2				46	27	58.7	106	76	71.7	50	9	18.0	52	18	34.6
	Mayisha Secondary School	2019	6333508	2	11	11	100.0	57	47	82.5				12	8	66.7	74	74	100.0	23	13	56.5				53	38	71.7	27	26	96.3	42	19	45.2	32	23	71.9
	Mayisha Secondary School	2018	6333508	2	8	8	100.0	73	60	82.2				11	8	72.7	90	89	98.9	46	28	60.9				64	50	78.1	45	32	71.1	33	21	63.6	27	25	92.6
	Mbalenhle Secondary School	2019	6354106	1	5	4	80.0				41	13	31.7	6	4	66.7	102	101	99.0	20	19	95.0				31	23	74.2	50	41	82.0	19	12	63.2	21	17	81.0
	Mbalenhle Secondary School	2018	6354106	1	10	7	70.0				47	20	42.6	10	10	100.0	102	94	92.2	36	31	86.1				36	34	94.4	40	29	72.5	39	19	48.7	32	24	75.0
	Mbulawa Secondary School	2019	6374201	1													60	60	100.0	40	36	90.0				14	14	100.0	39	36	92.3	10	9	90.0	11	11	100.0
	Mbulawa Secondary School	2018	6374201	1													49	49	100.0	32	25	78.1				17	9	52.9	30	25	83.3	15	8	53.3	15	9	60.0
	Mehlwana Secondary School	2019	6305208	2	4	4	100.0				53	43	81.1	5	5	100.0	112	112	100.0							24	24	100.0	61	40	65.6	24	17	70.8	20	20	100.0
	Mehlwana Secondary School	2018	6305208	2	6	4	66.7				83	70	84.3	5	5	100.0	112	112	100.0							17	17	100.0	79	64	81.0	20	17	85.0	15	12	80.0
Mgudlwa Secondary School	2019	6353603	1	20	19	95.0	18	14	77.8	49	20	40.8	24	20	83.3	105	102	97.1	23	15	65.2				27	26	96.3	36	31	86.1	34	19	55.9	27	24	88.9	



Province Districts	Centre Name	Year	Centre Number	Quintile	Subject Description																																
					Accounting			Agricultural Sciences			Business Studies			Economics			English First Additional Language			Geography			History			Life Sciences			Mathematical Literacy			Mathematics			Physical Sciences		
					Total Wrote	Achieved30-100%	% Achieved at 30% and Above	Total Wrote	Achieved30-100%	% Achieved at 30% and Above	Total Wrote	Achieved30-100%	% Achieved at 30% and Above	Total Wrote	Achieved30-100%	% Achieved at 30% and Above	Total Wrote	Achieved30-100%	% Achieved at 30% and Above	Total Wrote	Achieved30-100%	% Achieved at 30% and Above	Total Wrote	Achieved30-100%	% Achieved at 30% and Above	Total Wrote	Achieved30-100%	% Achieved at 30% and Above	Total Wrote	Achieved30-100%	% Achieved at 30% and Above	Total Wrote	Achieved30-100%	% Achieved at 30% and Above			
NKANGALA	Mgudlwa Secondary School	2018	6353603	1	27	21	77.8	33	32	97.0	66	36	54.5	27	23	85.2	119	119	100.0	26	16	61.5				46	43	93.5	50	39	78.0	51	27	52.9	47	26	55.3
	Middelburg Combined School	2019	6304806	4	6	6	100.0				66	55	83.3				10	10	100.0				23	22	95.7	67	39	58.2	70	50	71.4	21	14	66.7	13	13	100.0
	Middelburg Combined School	2018	6304806	4	12	11	91.7				57	21	36.8				8	8	100.0				32	31	96.9	65	44	67.7	66	45	68.2	27	19	70.4	20	17	85.0
	Middelburg Muslim School	2019	6304891	99	15	15	100.0				5	5	100.0							1	1	100.0				16	16	100.0				16	15	93.8	11	11	100.0
	Middelburg Muslim School	2018	6304891	99	24	23	95.8				8	7	87.5													24	23	95.8				24	20	83.3	16	16	100.0
	Mkhephuli Secondary School	2019	6353606	1							10	8	80.0	10	9	90.0	26	26	100.0	12	8	66.7				12	7	58.3	14	14	100.0	8	6	75.0	9	8	88.9
	Mkhephuli Secondary School	2018	6353606	1				9	8	88.9	15	9	60.0	15	14	93.3	49	49	100.0	7	7	100.0				17	12	70.6	20	17	85.0	17	7	41.2	13	11	84.6
	Mkhulu Combined School	2019	6304904	1	4	2	50.0				4	1	25.0	4	0	0.0	55	55	100.0	27	19	70.4	23	21	91.3	5	5	100.0	46	28	60.9	4	4	100.0	5	4	80.0
	Mkhulu Combined School	2018	6304904	1	3	0	0.0				8	2	25.0	8	4	50.0	74	74	100.0	34	21	61.8	39	36	92.3	20	19	95.0	50	18	36.0	22	16	72.7	20	17	85.0
	Mkhutshwa Secondary School	2019	6353807	2													16	16	100.0	21	17	81.0										10	6	60.0	10	9	90.0
	Mkhutshwa Secondary School	2018	6353807	2													13	13	100.0	19	16	84.2									10	9	90.0	10	9	90.0	
	Mmamethlake Secondary School	2019	6374404	1	11	7	63.6	51	41	80.4	10	6	60.0	11	8	72.7	94	94	100.0	30	18	60.0				71	49	69.0	18	17	94.4	58	22	37.9	53	23	43.4
Mmamethlake Secondary School	2018	6374404	1	37	12	32.4	42	38	90.5	42	25	59.5	28	20	71.4	127	127	100.0	53	40	75.5				105	86	81.9	22	13	59.1	101	44	43.6	73	53	72.6	

Province Districts	Centre Name	Year	Centre Number	Quintile	Subject Description																																	
					Accounting			Agricultural Sciences			Business Studies			Economics			English First Additional Language			Geography			History			Life Sciences			Mathematical Literacy			Mathematics			Physical Sciences			
					Total Wrote	Achieved30-100%	% Achieved at 30% and Above	Total Wrote	Achieved30-100%	% Achieved at 30% and Above	Total Wrote	Achieved30-100%	% Achieved at 30% and Above	Total Wrote	Achieved30-100%	% Achieved at 30% and Above	Total Wrote	Achieved30-100%	% Achieved at 30% and Above	Total Wrote	Achieved30-100%	% Achieved at 30% and Above	Total Wrote	Achieved30-100%	% Achieved at 30% and Above	Total Wrote	Achieved30-100%	% Achieved at 30% and Above	Total Wrote	Achieved30-100%	% Achieved at 30% and Above	Total Wrote	Achieved30-100%	% Achieved at 30% and Above				
NKANGALA	Mmashadi Secondary School	2019	6333407	1	7	7	100.0	23	17	73.9	14	14	100.0	12	12	100.0	64	64	100.0	27	26	96.3				23	22	95.7	29	27	93.1	18	17	94.4	15	14	93.3	
	Mmashadi Secondary School	2018	6333407	1	6	5	83.3	41	31	75.6	24	21	87.5	21	18	85.7	81	81	100.0	47	37	78.7				35	33	94.3	55	43	78.2	19	14	73.7	13	13	100.0	
	Moepi Secondary School	2019	6374304	2				75	35	46.7							79	78	98.7	77	34	44.2				45	26	57.8	71	54	76.1							
	Moepi Secondary School	2018	6374304	2				38	32	84.2							53	53	100.0	43	29	67.4				53	32	60.4	43	34	79.1	10	6	60.0	10	5	50.0	
	Mogobosheng Secondary School	2019	6333505	1				12	12	100.0							12	12	100.0							12	10	83.3				12	11	91.7	12	9	75.0	
	Mogobosheng Secondary School	2018	6333505	1				19	19	100.0							19	19	100.0							19	17	89.5				19	17	89.5	19	16	84.2	
	Mokebe Secondary School	2019	6333506	1	10	9	90.0				10	9	90.0	10	10	100.0	71	71	100.0	34	29	85.3	33	33	100.0	37	35	94.6	37	26	70.3	23	20	87.0	24	23	95.8	
	Mokebe Secondary School	2018	6333506	1	4	4	100.0				4	1	25.0	4	3	75.0	63	63	100.0	47	45	95.7	24	22	91.7	48	47	97.9	25	20	80.0	32	29	90.6	33	30	90.9	
	Morelig Combined School	2019	6305005	2	14	14	100.0				15	13	86.7	15	15	100.0	29	29	100.0								24	20	83.3	13	12	92.3	12	5	41.7	13	12	92.3
	Morelig Combined School	2018	6305005	2	28	9	32.1				21	18	85.7	22	21	95.5	51	51	100.0								41	11	26.8	21	13	61.9	20	8	40.0	19	10	52.6
	Mphalali Secondary School	2019	6353602	3	5	2	40.0	18	15	83.3	42	18	42.9	5	3	60.0	80	79	98.8	37	28	75.7				17	15	88.2	44	30	68.2	29	8	27.6	29	18	62.1	
	Mphalali Secondary School	2018	6353602	3	4	4	100.0	19	17	89.5	32	15	46.9				72	72	100.0	27	18	66.7				16	16	100.0	42	25	59.5	19	17	89.5	18	16	88.9	
Mphanama Secondary School	2019	6304705	3	25	25	100.0				61	53	86.9				122	122	100.0	22	22	100.0				22	21	95.5	36	34	94.4	73	38	52.1	48	35	72.9		

Province Districts	Centre Name	Year	Centre Number	Quintile	Subject Description																																
					Accounting			Agricultural Sciences			Business Studies			Economics			English First Additional Language			Geography			History			Life Sciences			Mathematical Literacy			Mathematics			Physical Sciences		
					Total Wrote	Achieved30-100%	% Achieved at 30% and Above	Total Wrote	Achieved30-100%	% Achieved at 30% and Above	Total Wrote	Achieved30-100%	% Achieved at 30% and Above	Total Wrote	Achieved30-100%	% Achieved at 30% and Above	Total Wrote	Achieved30-100%	% Achieved at 30% and Above	Total Wrote	Achieved30-100%	% Achieved at 30% and Above	Total Wrote	Achieved30-100%	% Achieved at 30% and Above	Total Wrote	Achieved30-100%	% Achieved at 30% and Above	Total Wrote	Achieved30-100%	% Achieved at 30% and Above	Total Wrote	Achieved30-100%	% Achieved at 30% and Above	Total Wrote	Achieved30-100%	% Achieved at 30% and Above
NKANGALA	Mphanama Secondary School	2018	6304705	3	28	26	92.9				65	41	63.1				178	178	100.0	20	18	90.0				35	30	85.7	37	29	78.4	110	35	31.8	82	31	37.8
	MPHUMELOMUHLE SECONDARY SCHOOL	2019	6353611	1							20	16	80.0				32	28	87.5							22	13	59.1	23	19	82.6	6	5	83.3	6	6	100.0
	MPHUMELOMUHLE SECONDARY SCHOOL	2018	6353611	1							17	14	82.4				28	28	100.0							27	20	74.1	16	14	87.5	9	6	66.7	10	10	100.0
	Mpumelelo Secondary School	2019	6353705	3	12	8	66.7				27	24	88.9	12	12	100.0	55	54	98.2							42	28	66.7	15	11	73.3	37	19	51.4	28	25	89.3
	Mpumelelo Secondary School	2018	6353705	3	16	9	56.3				19	13	68.4	16	15	93.8	76	75	98.7							56	38	67.9	16	13	81.3	37	28	75.7	42	31	73.8
	Musa Secondary School	2019	6353804	2	11	10	90.9				47	24	51.1	43	42	97.7	156	155	99.4	112	76	67.9	94	65	69.1	22	21	95.5	106	94	88.7	33	23	69.7	24	24	100.0
	Musa Secondary School	2018	6353804	2	5	5	100.0				39	33	84.6	39	30	76.9	179	179	100.0	125	89	71.2	105	84	80.0	26	26	100.0	134	102	76.1	30	25	83.3	26	26	100.0
	Mzimhlophe Secondary School	2019	6354101	2	4	3	75.0				17	11	64.7	16	10	62.5	36	36	100.0	12	9	75.0				18	12	66.7	12	6	50.0	16	2	12.5	12	9	75.0
	Mzimhlophe Secondary School	2018	6354101	2	6	4	66.7				18	10	55.6	16	7	43.8	41	41	100.0	20	8	40.0				20	10	50.0	12	5	41.7	25	3	12.0	20	9	45.0
	Nansindlela Secondary School	2019	6353706	2	5	5	100.0				23	17	73.9	25	15	60.0	134	133	99.3	96	63	65.6	36	27	75.0	58	46	79.3	52	39	75.0	62	29	46.8	37	27	73.0
	Nansindlela Secondary School	2018	6353706	2	9	8	88.9				21	16	76.2	12	6	50.0	107	107	100.0	86	54	62.8	31	26	83.9	50	36	72.0	57	39	68.4	44	22	50.0	24	16	66.7
	Ndzundza Mabhoko Secondary School	2019	6353903	2	21	13	61.9				37	33	89.2	35	29	82.9	198	198	100.0	134	107	79.9				155	120	77.4	90	61	67.8	88	54	61.4	88	45	51.1
	Ndzundza Mabhoko Secondary School	2018	6353903	2	7	5	71.4				23	20	87.0	21	16	76.2	131	131	100.0	66	52	78.8				109	56	51.4	47	28	59.6	83	47	56.6	84	37	44.0

Province Districts	Centre Name	Year	Centre Number	Quintile	Subject Description																																
					Accounting			Agricultural Sciences			Business Studies			Economics			English First Additional Language			Geography			History			Life Sciences			Mathematical Literacy			Mathematics			Physical Sciences		
					Total Wrote	Achieved30-100%	% Achieved at 30% and Above	Total Wrote	Achieved30-100%	% Achieved at 30% and Above	Total Wrote	Achieved30-100%	% Achieved at 30% and Above	Total Wrote	Achieved30-100%	% Achieved at 30% and Above	Total Wrote	Achieved30-100%	% Achieved at 30% and Above	Total Wrote	Achieved30-100%	% Achieved at 30% and Above	Total Wrote	Achieved30-100%	% Achieved at 30% and Above	Total Wrote	Achieved30-100%	% Achieved at 30% and Above	Total Wrote	Achieved30-100%	% Achieved at 30% and Above	Total Wrote	Achieved30-100%	% Achieved at 30% and Above			
NKANGALA	Phambili Secondary School	2019	6354102	2	11	11	100.0				28	23	82.1	21	18	85.7	88	88	100.0							55	34	61.8	30	28	93.3	49	29	59.2	48	37	77.1
	Phambili Secondary School	2018	6354102	2	4	4	100.0				33	18	54.5	24	21	87.5	85	81	95.3							34	31	91.2	33	26	78.8	38	30	78.9	32	24	75.0
	Phaphamani Secondary School	2019	6304604	1	41	29	70.7				59	33	55.9	46	28	60.9	208	207	99.5	116	94	81.0				97	48	49.5	119	89	74.8	72	14	19.4	48	22	45.8
	Phaphamani Secondary School	2018	6304604	1	20	15	75.0				47	31	66.0	20	16	80.0	124	124	100.0	91	69	75.8				64	46	71.9	86	75	87.2	26	19	73.1	25	16	64.0
	Phillip Ndimande Secondary School	2019	6305201	2	13	10	76.9	10	10	100.0	54	43	79.6	34	30	88.2	171	168	98.2	76	61	80.3	62	57	91.9	29	29	100.0	108	88	81.5	19	18	94.7	23	23	100.0
	Phillip Ndimande Secondary School	2018	6305201	2	9	9	100.0	18	18	100.0	61	38	62.3	36	31	86.1	186	178	95.7	72	54	75.0	46	44	95.7	35	34	97.1	76	56	73.7	35	27	77.1	27	26	96.3
	PHUMELELA SECONDARY SCHOOL	2019	6304801	3	13	12	92.3	65	53	81.5	13	13	100.0	13	13	100.0	137	136	99.3	67	62	92.5				72	45	62.5	107	86	80.4	27	19	70.4	21	20	95.2
	PHUMELELA SECONDARY SCHOOL	2018	6304801	3	8	8	100.0	38	21	55.3	16	12	75.0	19	15	78.9	102	102	100.0	51	35	68.6				22	22	100.0	75	52	69.3	30	22	73.3	23	21	91.3
	Phumzile Secondary School	2019	6354002	2	10	9	90.0	18	16	88.9							140	140	100.0	135	127	94.1				109	108	99.1				127	88	69.3	127	127	100.0
	Phumzile Secondary School	2018	6354002	2	14	14	100.0	12	11	91.7							96	96	100.0	94	90	95.7				68	68	100.0				90	73	81.1	90	85	94.4
	Pine Ridge Combined School	2019	6305105	2	27	18	66.7	8	6	75.0	47	38	80.9	26	22	84.6				76	35	46.1	25	24	96.0	42	26	61.9	70	49	70.0	51	25	49.0	48	29	60.4
	Pine Ridge Combined School	2018	6305105	2	15	13	86.7	7	6	85.7	34	18	52.9	12	9	75.0				45	33	73.3	15	14	93.3	17	15	88.2	45	31	68.9	29	24	82.8	20	20	100.0
	Pungutsha Secondary School	2019	6374503	1	12	11	91.7	61	41	67.2	30	23	76.7	30	20	66.7	91	91	100.0	62	35	56.5				61	38	62.3	62	56	90.3	29	13	44.8	17	14	82.4

Province Districts	Centre Name	Year	Centre Number	Quintile	Subject Description																																
					Accounting			Agricultural Sciences			Business Studies			Economics			English First Additional Language			Geography			History			Life Sciences			Mathematical Literacy			Mathematics			Physical Sciences		
					Total Wrote	Achieved30-100%	% Achieved at 30% and Above	Total Wrote	Achieved30-100%	% Achieved at 30% and Above	Total Wrote	Achieved30-100%	% Achieved at 30% and Above	Total Wrote	Achieved30-100%	% Achieved at 30% and Above	Total Wrote	Achieved30-100%	% Achieved at 30% and Above	Total Wrote	Achieved30-100%	% Achieved at 30% and Above	Total Wrote	Achieved30-100%	% Achieved at 30% and Above	Total Wrote	Achieved30-100%	% Achieved at 30% and Above	Total Wrote	Achieved30-100%	% Achieved at 30% and Above	Total Wrote	Achieved30-100%	% Achieved at 30% and Above			
NKANGALA	Pungutsha Secondary School	2018	6374503	1	9	7	77.8	35	23	65.7	38	23	60.5	38	30	78.9	73	72	98.6	23	14	60.9				35	22	62.9	52	35	67.3	21	10	47.6	12	9	75.0
	Ramoshidi Secondary School	2019	6374501	1													91	89	97.8												47	21	44.7	50	26	52.0	
	Ramoshidi Secondary School	2018	6374501	1	9	6	66.7										60	59	98.3							24	18	75.0				41	24	58.5	40	28	70.0
	Ratlhahana Secondary School	2019	6374401	2	13	7	53.8				22	11	50.0	18	9	50.0	90	90	100.0	60	32	53.3	58	45	77.6	64	23	35.9	63	45	71.4	18	8	44.4	15	11	73.3
	Ratlhahana Secondary School	2018	6374401	2	6	6	100.0				17	10	58.8	13	9	69.2	78	78	100.0	50	40	80.0	38	35	92.1	47	37	78.7	42	39	92.9	17	12	70.6	10	7	70.0
	Seabe Secondary School	2019	6374504	1	9	9	100.0	28	24	85.7	61	44	72.1	10	8	80.0	94	94	100.0	52	40	76.9				25	25	100.0	52	42	80.8	34	23	67.6	25	25	100.0
	Seabe Secondary School	2018	6374504	1	19	13	68.4	25	25	100.0	99	89	89.9	19	16	84.2	124	124	100.0	80	68	85.0				25	25	100.0	80	60	75.0	44	16	36.4	25	22	88.0
	SELE SENIOR SECONDARY SCHOOL	2019	6353808	2				37	35	94.6							37	37	100.0							37	19	51.4	31	29	93.5	6	4	66.7	6	5	83.3
	SELE SENIOR SECONDARY SCHOOL	2018	6353808	2				28	24	85.7							28	28	100.0							27	14	51.9	23	19	82.6	4	4	100.0	4	4	100.0
	Senzangakhona Secondary School	2019	6353905	2	20	16	80.0	39	28	71.8	73	53	72.6	41	38	92.7	223	223	100.0	86	40	46.5	79	66	83.5	36	25	69.4	138	93	67.4	55	42	76.4	39	32	82.1
	Senzangakhona Secondary School	2018	6353905	2	8	7	87.5	31	29	93.5	56	45	80.4	39	30	76.9	139	138	99.3	39	28	71.8	41	35	85.4	31	28	90.3	98	59	60.2	40	29	72.5	32	28	87.5
	Seruane Secondary School	2019	6374307	1	9	9	100.0	39	30	76.9	10	10	100.0	10	8	80.0	88	85	96.6	53	52	98.1				53	41	77.4	57	40	70.2	26	21	80.8	25	20	80.0
	Seruane Secondary School	2018	6374307	1	7	7	100.0	24	23	95.8	7	7	100.0	7	7	100.0	43	42	97.7	36	35	97.2				36	35	97.2	25	23	92.0	18	15	83.3	12	12	100.0

Province Districts	Subject Description																																				
	Centre Name	Year	Centre Number	Quintile	Accounting			Agricultural Sciences			Business Studies			Economics			English First Additional Language			Geography			History			Life Sciences			Mathematical Literacy			Mathematics			Physical Sciences		
					Total Wrote	Achieved30-100%	% Achieved at 30% and Above	Total Wrote	Achieved30-100%	% Achieved at 30% and Above	Total Wrote	Achieved30-100%	% Achieved at 30% and Above	Total Wrote	Achieved30-100%	% Achieved at 30% and Above	Total Wrote	Achieved30-100%	% Achieved at 30% and Above	Total Wrote	Achieved30-100%	% Achieved at 30% and Above	Total Wrote	Achieved30-100%	% Achieved at 30% and Above	Total Wrote	Achieved30-100%	% Achieved at 30% and Above	Total Wrote	Achieved30-100%	% Achieved at 30% and Above	Total Wrote	Achieved30-100%	% Achieved at 30% and Above			
NKANGALA	Sibongamandla Secondary School	2019	6305305	1							20	9	45.0	16	12	75.0	95	95	100.0	75	64	85.3				74	33	44.6	68	62	91.2	26	14	53.8	26	13	50.0
	Sibongamandla Secondary School	2018	6305305	1							49	21	42.9	41	24	58.5	146	146	100.0	63	49	77.8				59	25	42.4	86	51	59.3	19	14	73.7	26	11	42.3
	Sidlasoke Secondary School	2019	6333507	2	6	2	33.3				6	3	50.0	10	5	50.0	27	27	100.0	21	19	90.5				20	19	95.0	13	12	92.3	13	12	92.3	16	15	93.8
	Sidlasoke Secondary School	2018	6333507	2	13	7	53.8				16	5	31.3	11	7	63.6	41	38	92.7	23	16	69.6				23	18	78.3	22	16	72.7	9	6	66.7	19	14	73.7
	Sihlengiwe Secondary School	2019	6353608	1							38	31	81.6				42	41	97.6	25	21	84.0	23	22	95.7	14	10	71.4	23	18	78.3	12	6	50.0	12	10	83.3
	Sihlengiwe Secondary School	2018	6353608	1							55	36	65.5	8	6	75.0	64	63	98.4	26	22	84.6	41	39	95.1	20	19	95.0	36	25	69.4	18	14	77.8	19	15	78.9
	Sikhulile Secondary School	2019	6305001	2	21	16	76.2				25	17	68.0	22	15	68.2	55	55	100.0	33	27	81.8	9	8	88.9	24	22	91.7	33	28	84.8	23	17	73.9	24	20	83.3
	Sikhulile Secondary School	2018	6305001	2	32	13	40.6				44	17	38.6	32	20	62.5	78	78	100.0	37	26	70.3	25	20	80.0	22	19	86.4	45	34	75.6	34	17	50.0	22	17	77.3
	Silamba Secondary School	2019	6353803	2	5	2	40.0	89	56	62.9	24	18	75.0	25	10	40.0	176	176	100.0	77	57	74.0				54	40	74.1	93	80	86.0	33	23	69.7	29	23	79.3
	Silamba Secondary School	2018	6353803	2	12	10	83.3	83	64	77.1	38	23	60.5	39	32	82.1	187	180	96.3	46	35	76.1				44	42	95.5	65	48	73.8	50	27	54.0	35	28	80.0
	Sithenjisiwe Secondary School	2019	6374303	1	9	4	44.4	35	20	57.1	9	5	55.6	9	4	44.4	44	43	97.7	29	14	48.3				35	17	48.6	37	26	70.3	7	2	28.6	6	4	66.7
	Sithenjisiwe Secondary School	2018	6374303	1	6	3	50.0	30	16	53.3	7	4	57.1	6	5	83.3	63	63	100.0	25	14	56.0				27	14	51.9	38	20	52.6	11	3	27.3	11	7	63.6
Sivumelene Secondary School	2019	6333511	2	9	9	100.0				36	24	66.7	9	6	66.7	71	70	98.6	32	29	90.6				50	37	74.0	39	28	71.8	23	17	73.9	20	17	85.0	

Province Districts	Centre Name	Year	Centre Number	Quintile	Subject Description																																
					Accounting			Agricultural Sciences			Business Studies			Economics			English First Additional Language			Geography			History			Life Sciences			Mathematical Literacy			Mathematics			Physical Sciences		
					Total Wrote	Achieved30-100%	% Achieved at 30% and Above	Total Wrote	Achieved30-100%	% Achieved at 30% and Above	Total Wrote	Achieved30-100%	% Achieved at 30% and Above	Total Wrote	Achieved30-100%	% Achieved at 30% and Above	Total Wrote	Achieved30-100%	% Achieved at 30% and Above	Total Wrote	Achieved30-100%	% Achieved at 30% and Above	Total Wrote	Achieved30-100%	% Achieved at 30% and Above	Total Wrote	Achieved30-100%	% Achieved at 30% and Above	Total Wrote	Achieved30-100%	% Achieved at 30% and Above	Total Wrote	Achieved30-100%	% Achieved at 30% and Above			
NKANGALA	Sivumelene Secondary School	2018	6333511	2	3	3	100.0				68	29	42.6	60	23	38.3	112	104	92.9	28	21	75.0				58	25	43.1	86	36	41.9	13	11	84.6	13	12	92.3
	Siyathokoza Secondary School	2019	6333405	1	6	4	66.7	28	19	67.9	12	9	75.0	10	8	80.0	44	44	100.0							14	14	100.0	16	14	87.5	14	8	57.1	14	7	50.0
	Siyathokoza Secondary School	2018	6333405	1	6	5	83.3	29	14	48.3	14	12	85.7	14	13	92.9	35	35	100.0							17	16	94.1	14	12	85.7	13	10	76.9	12	12	100.0
	Siyifunile Secondary School	2019	6305002	2	22	22	100.0				22	20	90.9	22	22	100.0	34	34	100.0	13	13	100.0				13	13	100.0	22	22	100.0	13	9	69.2	13	13	100.0
	Siyifunile Secondary School	2018	6305002	2	17	14	82.4				10	7	70.0	10	10	100.0	29	29	100.0	12	12	100.0	4	2	50.0	17	15	88.2	14	13	92.9	13	10	76.9	15	14	93.3
	Sobantu Secondary School	2019	6333410	1				41	35	85.4							70	70	100.0							61	34	55.7				41	29	70.7	41	26	63.4
	Sobantu Secondary School	2018	6333410	1				64	50	78.1	21	11	52.4				176	174	98.9	26	21	80.8				147	96	65.3	24	17	70.8	107	70	65.4	108	73	67.6
	Sofunda Secondary School	2019	6304701	3	83	49	59.0										115	114	99.1							106	65	61.3				80	32	40.0	100	36	36.0
	Sofunda Secondary School	2018	6304701	3	108	49	45.4										122	121	99.2							108	89	82.4				103	41	39.8	112	61	54.5
	Somkhahlekwa Secondary School	2019	6333411	1	30	14	46.7				25	18	72.0				64	61	95.3	30	18	60.0				31	15	48.4				37	5	13.5	18	7	38.9
	Somkhahlekwa Secondary School	2018	6333411	1	36	14	38.9				39	23	59.0				80	80	100.0	48	38	79.2				50	43	86.0				69	15	21.7	48	28	58.3
	Somsuswa Secondary School	2019	6354005	2	8	7	87.5				55	37	67.3	56	44	78.6	117	117	100.0							38	28	73.7	50	39	78.0	42	14	33.3	34	26	76.5
Somsuswa Secondary School	2018	6354005	2	15	12	80.0				70	35	50.0	59	57	96.6	124	124	100.0							43	34	79.1	51	33	64.7	51	17	33.3	38	24	63.2	




Province Districts	Centre Name	Year	Centre Number	Quintile	Subject Description																																
					Accounting			Agricultural Sciences			Business Studies			Economics			English First Additional Language			Geography			History			Life Sciences			Mathematical Literacy			Mathematics			Physical Sciences		
					Total Wrote	Achieved30-100%	% Achieved at 30% and Above	Total Wrote	Achieved30-100%	% Achieved at 30% and Above	Total Wrote	Achieved30-100%	% Achieved at 30% and Above	Total Wrote	Achieved30-100%	% Achieved at 30% and Above	Total Wrote	Achieved30-100%	% Achieved at 30% and Above	Total Wrote	Achieved30-100%	% Achieved at 30% and Above	Total Wrote	Achieved30-100%	% Achieved at 30% and Above	Total Wrote	Achieved30-100%	% Achieved at 30% and Above	Total Wrote	Achieved30-100%	% Achieved at 30% and Above	Total Wrote	Achieved30-100%	% Achieved at 30% and Above			
NKANGALA	Sovetjheza Secondary School	2019	6333403	1	8	7	87.5	48	43	89.6	29	20	69.0	43	23	53.5	110	110	100.0							43	42	97.7	38	27	71.1	32	23	71.9	22	19	86.4
	Sovetjheza Secondary School	2018	6333403	1	2	2	100.0	22	20	90.9	32	22	68.8	34	25	73.5	74	74	100.0							25	21	84.0	35	23	65.7	17	16	94.1	20	15	75.0
	Sozama Secondary School	2019	6304703	3	18	9	50.0										60	60	100.0	32	31	96.9				56	48	85.7				47	24	51.1	51	44	86.3
	Sozama Secondary School	2018	6304703	3	38	30	78.9										56	56	100.0							55	54	98.2				53	44	83.0	56	52	92.9
	Steelcrest High School	2019	6304901	4	24	23	95.8				87	65	74.7							52	48	92.3	55	55	100.0	52	48	92.3	89	88	98.9	43	38	88.4	31	29	93.5
	Steelcrest High School	2018	6304901	4	29	29	100.0				114	99	86.8							52	51	98.1	59	59	100.0	49	48	98.0	96	95	99.0	48	47	97.9	35	31	88.6
	STEVE TSHWETE 1 EXAM CENTRE	2019	6304710	1							24	4	16.7	11	1	9.1				19	5	26.3	2	0	0.0	13	5	38.5	24	14	58.3	13	4	30.8	12	4	33.3
	STEVE TSHWETE BOARDING SCHOOL	2019	6304907	1	5	3	60.0	3	3	100.0				5	3	60.0	8	8	100.0							3	3	100.0				8	0	0.0	3	3	100.0
	Sundra Secondary School	2019	6304602	1	13	5	38.5				52	28	53.8	11	10	90.9	42	42	100.0	27	23	85.2				41	14	34.1	39	35	89.7	25	4	16.0	15	7	46.7
	Sundra Secondary School	2018	6304602	1	8	4	50.0				63	39	61.9	7	7	100.0	71	71	100.0	35	32	91.4				34	24	70.6	60	50	83.3	15	9	60.0	12	9	75.0
	Swartklip Combined School	2019	6304603	1	7	5	71.4				6	6	100.0	7	3	42.9	93	93	100.0	81	70	86.4				72	40	55.6				60	15	25.0	56	39	69.6
	Swartklip Combined School	2018	6304603	1	8	3	37.5				13	11	84.6	11	11	100.0	74	74	100.0	58	43	74.1				44	36	81.8				48	19	39.6	40	21	52.5
Tholulwazi Secondary School	2019	6333501	1				90	75	83.3							127	127	100.0	21	18	85.7				123	92	74.8				118	79	66.9	118	94	79.7	

Province Districts	Centre Name	Year	Centre Number	Quintile	Subject Description																																
					Accounting			Agricultural Sciences			Business Studies			Economics			English First Additional Language			Geography			History			Life Sciences			Mathematical Literacy			Mathematics			Physical Sciences		
					Total Wrote	Achieved30-100%	% Achieved at 30% and Above	Total Wrote	Achieved30-100%	% Achieved at 30% and Above	Total Wrote	Achieved30-100%	% Achieved at 30% and Above	Total Wrote	Achieved30-100%	% Achieved at 30% and Above	Total Wrote	Achieved30-100%	% Achieved at 30% and Above	Total Wrote	Achieved30-100%	% Achieved at 30% and Above	Total Wrote	Achieved30-100%	% Achieved at 30% and Above	Total Wrote	Achieved30-100%	% Achieved at 30% and Above	Total Wrote	Achieved30-100%	% Achieved at 30% and Above	Total Wrote	Achieved30-100%	% Achieved at 30% and Above			
NKANGALA	Tholulwazi Secondary School	2018	6333501	1				73	59	80.8							114	114	100.0	16	15	93.8				113	97	85.8				104	74	71.2	112	80	71.4
	Thufane Secondary School	2019	6374502	1	6	4	66.7	23	19	82.6	6	5	83.3	6	4	66.7	67	67	100.0	47	45	95.7				47	44	93.6	31	28	90.3	30	20	66.7	30	25	83.3
	Thufane Secondary School	2018	6374502	1	7	6	85.7	16	15	93.8	7	5	71.4	6	6	100.0	41	41	100.0	25	23	92.0				24	22	91.7	16	16	100.0	15	9	60.0	9	9	100.0
	Tonteldoos Secondary School	2019	6305004	1				34	19	55.9							38	38	100.0	24	10	41.7				35	19	54.3	21	19	90.5	13	3	23.1	13	4	30.8
	Tonteldoos Secondary School	2018	6305004	1				36	32	88.9							41	41	100.0	24	16	66.7				34	27	79.4	19	18	94.7	15	11	73.3	15	9	60.0
	TP SILILO SECONDARY SCHOOL	2019	6305308	4	17	14	82.4				34	32	94.1	46	35	76.1	57	57	100.0							20	17	85.0	23	22	95.7	28	9	32.1	20	13	65.0
	TP SILILO SECONDARY SCHOOL	2018	6305308	4	14	12	85.7				57	30	52.6	44	41	93.2	116	116	100.0	29	24	82.8				33	25	75.8	38	31	81.6	46	18	39.1	32	25	78.1
	Tshwenyane Combined School	2019	6304905	1							21	14	66.7	21	11	52.4	88	88	100.0	64	47	73.4	49	49	100.0	14	14	100.0	71	70	98.6	14	11	78.6	14	13	92.9
	Tshwenyane Combined School	2018	6304905	1							14	10	71.4	14	14	100.0	86	85	98.8	69	59	85.5	33	32	97.0	28	28	100.0	57	54	94.7	27	22	81.5	28	27	96.4
	Tsiki Naledi Secondary School	2019	6304802	2							34	10	29.4	21	15	71.4	97	92	94.8	26	20	76.9				20	18	90.0	47	33	70.2	16	7	43.8	19	6	31.6
	Tsiki Naledi Secondary School	2018	6304802	2							37	13	35.1	23	15	65.2	66	66	100.0	16	10	62.5				11	9	81.8	45	19	42.2	9	7	77.8	9	5	55.6
	Ubuhlebethu Secondary School	2019	6333412	3	20	15	75.0				42	32	76.2	30	18	60.0	106	105	99.1	23	17	73.9				43	23	53.5	12	8	66.7	42	22	52.4	29	18	62.1
Ubuhlebethu Secondary School	2018	6333412	3	40	16	40.0				58	28	48.3	51	34	66.7	222	220	99.1	27	22	81.5				88	57	64.8	41	11	26.8	104	31	29.8	89	20	22.5	

Province Districts	Subject Description																																				
	Centre Name	Year	Centre Number	Quintile	Accounting			Agricultural Sciences			Business Studies			Economics			English First Additional Language			Geography			History			Life Sciences			Mathematical Literacy			Mathematics			Physical Sciences		
					Total Wrote	Achieved30-100%	% Achieved at 30% and Above	Total Wrote	Achieved30-100%	% Achieved at 30% and Above	Total Wrote	Achieved30-100%	% Achieved at 30% and Above	Total Wrote	Achieved30-100%	% Achieved at 30% and Above	Total Wrote	Achieved30-100%	% Achieved at 30% and Above	Total Wrote	Achieved30-100%	% Achieved at 30% and Above	Total Wrote	Achieved30-100%	% Achieved at 30% and Above	Total Wrote	Achieved30-100%	% Achieved at 30% and Above	Total Wrote	Achieved30-100%	% Achieved at 30% and Above	Total Wrote	Achieved30-100%	% Achieved at 30% and Above			
NKANGALA	Vezilwazi Secondary School	2019	6333408	2							31	17	54.8				49	49	100.0	18	13	72.2				28	14	50.0	22	19	86.4	7	5	71.4	10	7	70.0
	Vezilwazi Secondary School	2018	6333408	2							43	20	46.5				73	69	94.5	27	17	63.0				20	12	60.0	42	24	57.1	6	5	83.3	15	9	60.0
	Vukuzame Secondary School	2019	6354006	2	9	8	88.9										69	69	100.0	26	23	88.5				49	48	98.0				48	46	95.8	52	50	96.2
	Vukuzame Secondary School	2018	6354006	2	23	21	91.3										52	52	100.0							51	37	72.5				35	32	91.4	34	33	97.1
	Vukuzenzele Secondary School	2019	6354104	2	9	9	100.0				20	14	70.0	18	11	61.1	102	102	100.0	73	53	72.6				74	43	58.1	10	8	80.0	58	33	56.9	50	40	80.0
	Vukuzenzele Secondary School	2018	6354104	2	12	11	91.7				37	31	83.8	43	24	55.8	97	97	100.0	52	37	71.2				36	30	83.3	24	11	45.8	51	26	51.0	37	24	64.9
	Vumabesala Secondary School	2019	6354107	1	14	6	42.9				44	16	36.4	15	7	46.7	82	81	98.8	62	45	72.6				28	18	64.3	47	29	61.7	29	11	37.9	30	21	70.0
	Vumabesala Secondary School	2018	6354107	1	12	5	41.7				41	7	17.1	13	6	46.2	81	78	96.3	54	29	53.7				31	19	61.3	37	14	37.8	35	12	34.3	31	19	61.3
	Witbank High School	2019	6305104	5	23	22	95.7				71	50	70.4							117	94	80.3				155	113	72.9	70	69	98.6	102	46	45.1	102	75	73.5
	Witbank High School	2018	6305104	5	20	18	90.0				103	68	66.0							141	91	64.5				165	123	74.5	115	98	85.2	64	45	70.3	63	56	88.9
	Zacheus Malaza Secondary School	2019	6305202	2	12	10	83.3										148	148	100.0							96	54	56.3				94	50	53.2	91	49	53.8
	Zacheus Malaza Secondary School	2018	6305202	2	25	12	48.0										180	178	98.9	95	57	60.0				69	44	63.8	47	13	27.7	108	56	51.9	103	40	38.8
	Zakheni High School	2019	6353901	2	12	9	75.0	37	20	54.1	16	11	68.8	14	10	71.4	165	160	97.0	37	29	78.4				56	12	21.4	63	48	76.2	45	14	31.1	31	13	41.9
Zakheni High School	2018	6353901	2	4	4	100.0	13	3	23.1	18	7	38.9	18	8	44.4	110	108	98.2	34	21	61.8				57	24	42.1	27	24	88.9	42	18	42.9	34	12	35.3	

Province Districts	Centre Name	Year	Centre Number	Quintile	Subject Description																																
					Accounting			Agricultural Sciences			Business Studies			Economics			English First Additional Language			Geography			History			Life Sciences			Mathematical Literacy			Mathematics			Physical Sciences		
					Total Wrote	Achieved30-100%	% Achieved at 30% and Above	Total Wrote	Achieved30-100%	% Achieved at 30% and Above	Total Wrote	Achieved30-100%	% Achieved at 30% and Above	Total Wrote	Achieved30-100%	% Achieved at 30% and Above	Total Wrote	Achieved30-100%	% Achieved at 30% and Above	Total Wrote	Achieved30-100%	% Achieved at 30% and Above	Total Wrote	Achieved30-100%	% Achieved at 30% and Above	Total Wrote	Achieved30-100%	% Achieved at 30% and Above	Total Wrote	Achieved30-100%	% Achieved at 30% and Above	Total Wrote	Achieved30-100%	% Achieved at 30% and Above			
NKANGALA	Zidobhele Secondary School	2019	6354105	2	12	11	91.7				30	15	50.0	12	9	75.0	57	57	100.0	42	26	61.9				23	12	52.2	32	26	81.3	24	5	20.8	13	9	69.2
	Zidobhele Secondary School	2018	6354105	2	18	13	72.2				70	19	27.1	19	8	42.1	114	113	99.1	91	40	44.0				38	23	60.5	71	31	43.7	37	17	45.9	27	14	51.9
	Ziphakamiseni Secondary School	2019	6353801	2	4	3	75.0	12	12	100.0	30	21	70.0	30	25	83.3	119	119	100.0	76	51	67.1				77	46	59.7	78	67	85.9	26	17	65.4	22	21	95.5
	Ziphakamiseni Secondary School	2018	6353801	2	10	9	90.0	9	9	100.0	31	22	71.0	31	23	74.2	111	110	99.1	69	47	68.1				73	51	69.9	66	53	80.3	36	12	33.3	26	25	96.2



# North West



Province Districts	Centre Name	Year	Centre Number	Quintile	Subject Description																																		
					Accounting			Agricultural Sciences			Business Studies			Economics			English First Additional Language			Geography			History			Life Sciences			Mathematical Literacy			Mathematics			Physical Sciences				
					Total Wrote	Achieved 30 - 100%	% Achieved at 30% and Above	Total Wrote	Achieved 30 - 100%	% Achieved at 30% and Above	Total Wrote	Achieved 30 - 100%	% Achieved at 30% and Above	Total Wrote	Achieved 30 - 100%	% Achieved at 30% and Above	Total Wrote	Achieved 30 - 100%	% Achieved at 30% and Above	Total Wrote	Achieved 30 - 100%	% Achieved at 30% and Above	Total Wrote	Achieved 30 - 100%	% Achieved at 30% and Above	Total Wrote	Achieved 30 - 100%	% Achieved at 30% and Above	Total Wrote	Achieved 30 - 100%	% Achieved at 30% and Above	Total Wrote	Achieved 30 - 100%	% Achieved at 30% and Above					
BOJANALA	ACADAMY FOR CHRISTIAN EDUCATION	2019	9111003	99	2	2	100				26	26	100						12	12	100				12	11	91.7	22	22	100	11	7	63.6	6	6	100			
	ACADAMY FOR CHRISTIAN EDUCATION	2018	9111003	99	6	6	100				24	20	83.3						20	20	100				18	16	88.9	24	23	95.8	7	7	100	6	6	100			
	ALFRED MAUBANE SCHOOL	2019	9121005	2															70	70	100	67	61	91	56	56	100	64	45	70.3	53	42	79.2	11	8	72.7	11	10	90.9
	ALFRED MAUBANE SCHOOL	2018	9121005	2															44	44	100	44	35	79.5	36	34	94.4	44	32	72.7	27	17	63	17	8	47.1	8	8	100
	BADUMEDI SECONDARY SCHOOL	2019	9121008	1															39	39	100	39	34	87.2	19	16	84.2	34	23	67.6	14	14	100	20	12	60	20	11	55
	BADUMEDI SECONDARY SCHOOL	2018	9121008	1															65	65	100	43	39	90.7	53	45	84.9	40	20	50	53	31	58.5	12	5	41.7	9	4	44.4
	BAFEDILE SECONDARY SCHOOL	2019	9121009	3	21	17	81				17	16	94.1	16	14	87.5	72	72	100	46	41	89.1	47	45	95.7	36	23	63.9	55	48	87.3	7	6	85.7					
	BAFEDILE SECONDARY SCHOOL	2018	9121009	3	15	15	100				15	12	80	15	15	100	63	63	100	40	35	87.5	43	42	97.7	43	30	69.8	47	35	74.5	11	5	45.5					
	BAFOKENG HIGH SCHOOL	2019	9152002	4				42	41	97.6	38	34	89.5				120	119	99.2	46	20	43.5	46	46	100	54	33	61.1	66	52	78.8	34	17	50	34	26	76.5		
	BAFOKENG HIGH SCHOOL	2018	9152002	4	19	7	36.8	40	38	95	83	32	38.6	45	34	75.6	148	148	100	38	16	42.1	43	43	100	40	32	80	94	69	73.4	31	19	61.3	31	21	67.7		
	BAKWENA HIGH SCHOOL	2019	9152004	2	19	17	89.5				19	19	100	19	18	94.7	82	82	100	63	60	95.2	32	32	100	31	31	100	51	45	88.2	31	28	90.3	31	28	90.3		
	BAKWENA HIGH SCHOOL	2018	9152004	2	14	13	92.9				19	18	94.7	19	12	63.2	74	74	100	55	48	87.3	26	26	100	25	23	92	44	40	90.9	22	19	86.4	22	18	81.8		

Province Districts	Centre Name	Year	Centre Number	Quintile	Subject Description																																
					Accounting			Agricultural Sciences			Business Studies			Economics			English First Additional Language			Geography			History			Life Sciences			Mathematical Literacy			Mathematics			Physical Sciences		
					Total Wrote	Achieved 30 - 100%	% Achieved at 30% and Above	Total Wrote	Achieved 30 - 100%	% Achieved at 30% and Above	Total Wrote	Achieved 30 - 100%	% Achieved at 30% and Above	Total Wrote	Achieved 30 - 100%	% Achieved at 30% and Above	Total Wrote	Achieved 30 - 100%	% Achieved at 30% and Above	Total Wrote	Achieved 30 - 100%	% Achieved at 30% and Above	Total Wrote	Achieved 30 - 100%	% Achieved at 30% and Above	Total Wrote	Achieved 30 - 100%	% Achieved at 30% and Above	Total Wrote	Achieved 30 - 100%	% Achieved at 30% and Above	Total Wrote	Achieved 30 - 100%	% Achieved at 30% and Above			
BOJANALA	BATLENG HIGH SCHOOL	2019	9132009	1	6	6	100				25	21	84				41	41	100	30	26	86.7							32	31	96.9	6	5	83.3	6	6	100
	BATLENG HIGH SCHOOL	2018	9132009	1	11	10	90.9				33	23	69.7				51	51	100	50	38	76							38	28	73.7	12	11	91.7	12	12	100
	BERGSIG HIGH SCHOOL	2019	9152013	5	49	46	93.9				88	84	95.5	33	28	84.8	98	98	100	52	52	100				61	58	95.1	92	92	100	78	73	93.6	51	51	100
	BERGSIG HIGH SCHOOL	2018	9152013	5	29	28	96.6				89	86	96.6	27	26	96.3	100	100	100	35	35	100				79	78	98.7	101	101	100	77	68	88.3	45	42	93.3
	BOIKAGONG SECONDARY SCHOOL	2019	9152014	3	1	1	100				36	20	55.6	1	1	100	130	129	99.2	105	76	72.4	54	51	94.4	36	32	88.9	86	66	76.7	37	30	81.1	37	32	86.5
	BOIKAGONG SECONDARY SCHOOL	2018	9152014	3	25	10	40				94	45	47.9	25	12	48	187	187	100	162	103	63.6	55	53	96.4	36	35	97.2	150	98	65.3	36	24	66.7	36	33	91.7
	BOITEKONG SEC SCHOOL	2019	9152224	3	21	20	95.2	89	75	84.3	57	47	82.5	58	39	67.2	296	296	100	246	204	82.9	117	110	94	233	137	58.8	215	171	79.5	81	53	65.4	57	37	64.9
	BOITEKONG SEC SCHOOL	2018	9152224	3	8	6	75	124	93	75	67	45	67.2	67	58	86.6	318	318	100	271	217	80.1	76	68	89.5	241	148	61.4	237	175	73.8	74	65	87.8	66	40	60.6
	BOTLHABELO HIGH SCHOOL	2019	9111017	3	5	5	100	31	28	90.3	66	36	54.5	48	23	47.9	226	226	100	85	77	90.6	31	31	100	112	62	55.4	127	115	90.6	44	32	72.7	33	26	78.8
	BOTLHABELO HIGH SCHOOL	2018	9111017	3	13	8	61.5	23	22	95.7	89	34	38.2	39	32	82.1	187	187	100	60	54	90	36	36	100	74	68	91.9	150	112	74.7	25	22	88	21	19	90.5
	BRITS HIGH SCHOOL	2019	9111020	4	16	15	93.8				29	27	93.1				118	118	100	16	15	93.8	31	31	100	39	39	100	50	49	98	62	58	93.5	50	44	88
	BRITS HIGH SCHOOL	2018	9111020	4	19	19	100				40	37	92.5				141	141	100	30	30	100	31	31	100	28	26	92.9	91	91	100	51	51	100	37	34	91.9
	CENTRAL SECONDARY	2019	9111022	4	18	15	83.3				51	48	94.1	31	30	96.8				46	44	95.7				52	44	84.6	62	59	95.2	46	28	60.9	38	32	84.2
	CENTRAL SECONDARY	2018	9111022	4	9	9	100				44	40	90.9	26	26	100				44	44	100				48	48	100	60	57	95	36	26	72.2	29	25	86.2
	CHARORA HIGH SCHOOL	2019	9152016	1	12	11	91.7	25	25	100	31	30	96.8	21	16	76.2	107	106	99.1	47	35	74.5				39	30	76.9	63	52	82.5	42	40	95.2	40	37	92.5



Province Districts	Centre Name	Year	Centre Number	Quintile	Subject Description																																
					Accounting			Agricultural Sciences			Business Studies			Economics			English First Additional Language			Geography			History			Life Sciences			Mathematical Literacy			Mathematics			Physical Sciences		
					Total Wrote	Achieved 30 - 100%	% Achieved at 30% and Above	Total Wrote	Achieved 30 - 100%	% Achieved at 30% and Above	Total Wrote	Achieved 30 - 100%	% Achieved at 30% and Above	Total Wrote	Achieved 30 - 100%	% Achieved at 30% and Above	Total Wrote	Achieved 30 - 100%	% Achieved at 30% and Above	Total Wrote	Achieved 30 - 100%	% Achieved at 30% and Above	Total Wrote	Achieved 30 - 100%	% Achieved at 30% and Above	Total Wrote	Achieved 30 - 100%	% Achieved at 30% and Above	Total Wrote	Achieved 30 - 100%	% Achieved at 30% and Above	Total Wrote	Achieved 30 - 100%	% Achieved at 30% and Above			
BOJANALA	CHARORA HIGH SCHOOL	2018	9152016	1	8	7	87.5	19	12	63.2	82	50	61	35	22	62.9	142	140	98.6	57	32	56.1				48	30	62.5	98	60	61.2	41	35	85.4	37	30	81.1
	DIPHETOGO SECONDARY SCHOOL	2019	9118038	2				10	4	40							58	58	100	36	29	80.6	33	28	84.8	51	30	58.8	24	22	91.7	15	10	66.7	15	15	100
	DIPHETOGO SECONDARY SCHOOL	2018	9118038	2				17	16	94.1							84	84	100	57	46	80.7	44	41	93.2	79	51	64.6	59	47	79.7	20	15	75	21	14	66.7
	EAGLE CHRISTIAN COLLEGE	2019	9111264	99	3	3	100				23	17	73.9	14	10	71.4				19	14	73.7	14	14	100	17	12	70.6	42	40	95.2	8	5	62.5	7	4	57.1
	EAGLE CHRISTIAN COLLEGE	2018	9111264	99	5	4	80				30	22	73.3	22	20	90.9				16	15	93.8	17	16	94.1	12	11	91.7	42	39	92.9	7	3	42.9	4	3	75
	ELETSA SECONDARY SCHOOL	2019	9111034	2	34	29	85.3				34	34	100	34	29	85.3	100	100	100	66	62	93.9	25	23	92	64	58	90.6	79	77	97.5	21	19	90.5	34	22	64.7
	ELETSA SECONDARY SCHOOL	2018	9111034	2	12	8	66.7				30	19	63.3	30	23	76.7	123	123	100	111	89	80.2	39	37	94.9	93	77	82.8	70	51	72.9	53	22	41.5	53	28	52.8
	FIELDS COLLEGE	2019	9152193	4	31	31	100				79	69	87.3							43	43	100	65	64	98.5	42	42	100	55	55	100	52	50	96.2	30	30	100
	FIELDS COLLEGE	2018	9152193	4	16	16	100				60	56	93.3							44	44	100	31	31	100	41	41	100	41	41	100	44	44	100	31	31	100
	FREEDOM PARK SECONDARY SCHOOL	2019	9152233	3	13	11	84.6				91	62	68.1				132	132	100	95	77	81.1				23	21	91.3	77	70	90.9	51	21	41.2	38	28	73.7
	FREEDOM PARK SECONDARY SCHOOL	2018	9152233	3	11	7	63.6				103	56	54.4				145	145	100	108	81	75				26	26	100	92	59	64.1	53	21	39.6	42	32	76.2
	FUMANE SECONDARY SCHOOL	2019	9111038	3	26	17	65.4				30	26	86.7	26	22	84.6	127	127	100	97	53	54.6	96	88	91.7	97	72	74.2	121	81	66.9	4	1	25			
	FUMANE SECONDARY SCHOOL	2018	9111038	3	21	14	66.7				21	20	95.2	21	20	95.2	80	80	100	59	51	86.4	59	59	100	59	59	100	75	67	89.3	5	4	80			

Province Districts	Centre Name	Year	Centre Number	Quintile	Subject Description																																
					Accounting			Agricultural Sciences			Business Studies			Economics			English First Additional Language			Geography			History			Life Sciences			Mathematical Literacy			Mathematics			Physical Sciences		
					Total Wrote	Achieved 30 - 100%	% Achieved at 30% and Above	Total Wrote	Achieved 30 - 100%	% Achieved at 30% and Above	Total Wrote	Achieved 30 - 100%	% Achieved at 30% and Above	Total Wrote	Achieved 30 - 100%	% Achieved at 30% and Above	Total Wrote	Achieved 30 - 100%	% Achieved at 30% and Above	Total Wrote	Achieved 30 - 100%	% Achieved at 30% and Above	Total Wrote	Achieved 30 - 100%	% Achieved at 30% and Above	Total Wrote	Achieved 30 - 100%	% Achieved at 30% and Above	Total Wrote	Achieved 30 - 100%	% Achieved at 30% and Above	Total Wrote	Achieved 30 - 100%	% Achieved at 30% and Above			
BOJANALA	GABONEWE SECONDARY SCHOOL	2019	9132021	1	9	8	88.9				25	22	88	16	12	75	34	34	100	25	25	100				18	16	88.9	21	21	100	13	11	84.6	9	7	77.8
	GABONEWE SECONDARY SCHOOL	2018	9132021	1	12	11	91.7				40	34	85	23	23	100	53	53	100	39	35	89.7				29	23	79.3	39	31	79.5	14	12	85.7	11	10	90.9
	GAOPOTLAKE SECONDARY SCHOOL	2019	9132023	3	8	5	62.5				9	7	77.8	19	16	84.2	69	69	100	43	41	95.3	37	36	97.3	19	18	94.7	31	29	93.5	12	9	75	12	12	100
	GAOPOTLAKE SECONDARY SCHOOL	2018	9132023	3	10	10	100				10	10	100	15	15	100	56	56	100	28	26	92.9	31	31	100	8	8	100	22	19	86.4	17	7	41.2	7	5	71.4
	GAOTIME SECONDARY SCHOOL	2019	9132024	1													31	31	100	31	27	87.1	28	27	96.4	31	17	54.8	28	22	78.6	3	0	0	3	3	100
	GAOTIME SECONDARY SCHOOL	2018	9132024	1													33	33	100	33	8	24.2	23	16	69.6	33	11	33.3	23	8	34.8	10	2	20	10	3	30
	GASEITSIWE HIGH SCHOOL	2019	9121041	1	6	6	100				7	7	100	7	4	57.1	59	59	100	38	37	97.4				34	24	70.6	21	18	85.7	16	8	50	16	12	75
	GASEITSIWE HIGH SCHOOL	2018	9121041	1	11	8	72.7				13	10	76.9	12	9	75	42	42	100	19	19	100				16	15	93.8	23	19	82.6	9	7	77.8	9	7	77.8
	GEELHOUT PARK SECONDARY	2019	9152227	4	4	4	100				79	61	77.2	33	28	84.8				85	77	90.6	29	29	100	45	39	86.7	100	93	93	27	16	59.3	24	22	91.7
	GEELHOUT PARK SECONDARY	2018	9152227	4	5	5	100				53	44	83	33	31	93.9				74	68	91.9	46	43	93.5	45	36	80	107	89	83.2	32	24	75	28	21	75
	GRENSWAG HIGH SCHOOL	2019	9152026	4	9	8	88.9				95	72	75.8				31	31	100	25	24	96				45	33	73.3	114	103	90.4	25	23	92	13	13	100
	GRENSWAG HIGH SCHOOL	2018	9152026	4	19	17	89.5				117	61	52.1				60	60	100	36	33	91.7				52	33	63.5	160	134	83.8	25	23	92	15	15	100

Province Districts	Centre Name	Year	Centre Number	Quintile	Subject Description																																		
					Accounting			Agricultural Sciences			Business Studies			Economics			English First Additional Language			Geography			History			Life Sciences			Mathematical Literacy			Mathematics			Physical Sciences				
					Total Wrote	Achieved 30 - 100%	% Achieved at 30% and Above	Total Wrote	Achieved 30 - 100%	% Achieved at 30% and Above	Total Wrote	Achieved 30 - 100%	% Achieved at 30% and Above	Total Wrote	Achieved 30 - 100%	% Achieved at 30% and Above	Total Wrote	Achieved 30 - 100%	% Achieved at 30% and Above	Total Wrote	Achieved 30 - 100%	% Achieved at 30% and Above	Total Wrote	Achieved 30 - 100%	% Achieved at 30% and Above	Total Wrote	Achieved 30 - 100%	% Achieved at 30% and Above	Total Wrote	Achieved 30 - 100%	% Achieved at 30% and Above	Total Wrote	Achieved 30 - 100%	% Achieved at 30% and Above					
BOJANALA	GRENVILLE HIGH SCHOOL	2019	9152027	4	24	24	100				133	117	88						88	87	98.9				114	89	78.1	123	120	97.6	60	49	81.7	39	35	89.7			
	GRENVILLE HIGH SCHOOL	2018	9152027	4	34	31	91.2				124	119	96						106	103	97.2				108	102	94.4	105	104	99	76	72	94.7	57	53	93			
	H F TLOU HIGH SCHOOL	2019	9152028	3	22	22	100				90	71	78.9	29	27	93.1	161	161	100	132	113	85.6	61	58	95.1	71	63	88.7	88	78	88.6	73	48	65.8	51	34	66.7		
	H F TLOU HIGH SCHOOL	2018	9152028	3	9	8	88.9				79	48	60.8	32	29	90.6	156	156	100	124	100	80.6	52	50	96.2	72	69	95.8	97	80	82.5	59	35	59.3	50	40	80		
	H T S RUSTENBURG	2019	9152029	4															28	28	100											19	19	100	19	19	100		
	H T S RUSTENBURG	2018	9152029	4															25	25	100										26	19	73.1	26	17	65.4			
	HAMAKOM PRIVAATSKOOL	2019	9119008	99				6	5	83.3	9	7	77.8						10	10	100					5	5	100	3	3	100	7	6	85.7	4	1	25		
	HARMONY CHRISTIAN SCHOOL	2019	9159009	99				9	8	88.9	3	2	66.7													7	4	57.1	3	3	100	6	0	0	6	2	33.3		
	HARTBEESPOORT HIGH SCHOOL	2019	9111047	5	26	25	96.2				87	79	90.8						82	82	100	43	42	97.7	43	41	95.3	57	53	93	84	83	98.8	70	68	97.1	57	57	100
	HARTBEESPOORT HIGH SCHOOL	2018	9111047	5	42	39	92.9				108	85	78.7						88	88	100	49	47	95.9	54	53	98.1	61	58	95.1	86	84	97.7	96	94	97.9	66	62	93.9
	HEBRON TECH AND COMM HIGH SCHOOL	2019	9111048	3															103	102	99											41	29	70.7	48	35	72.9		
	HEBRON TECH AND COMM HIGH SCHOOL	2018	9111048	3															159	159	100											66	43	65.2	69	46	66.7		
	HENDRIK MAKAPAN HIGH SCHOOL	2019	9121049	3	32	27	84.4	31	27	87.1	29	21	72.4	19	15	78.9	67	67	100	23	21	91.3				45	26	57.8	48	47	97.9	18	8	44.4	15	7	46.7		

Province Districts	Centre Name	Year	Centre Number	Quintile	Subject Description																																
					Accounting			Agricultural Sciences			Business Studies			Economics			English First Additional Language			Geography			History			Life Sciences			Mathematical Literacy			Mathematics			Physical Sciences		
					Total Wrote	Achieved 30 - 100%	% Achieved at 30% and Above	Total Wrote	Achieved 30 - 100%	% Achieved at 30% and Above	Total Wrote	Achieved 30 - 100%	% Achieved at 30% and Above	Total Wrote	Achieved 30 - 100%	% Achieved at 30% and Above	Total Wrote	Achieved 30 - 100%	% Achieved at 30% and Above	Total Wrote	Achieved 30 - 100%	% Achieved at 30% and Above	Total Wrote	Achieved 30 - 100%	% Achieved at 30% and Above	Total Wrote	Achieved 30 - 100%	% Achieved at 30% and Above	Total Wrote	Achieved 30 - 100%	% Achieved at 30% and Above	Total Wrote	Achieved 30 - 100%	% Achieved at 30% and Above			
BOJANALA	HENDRIK MAKAPAN HIGH SCHOOL	2018	9121049	3	15	10	66.7	53	29	54.7	23	10	43.5	9	5	55.6	68	68	100	37	24	64.9				59	33	55.9	60	45	75	8	6	75	8	7	87.5
	HERMAN THEBE HIGH SCHOOL	2019	9132030	3				45	35	77.8	10	7	70				57	57	100	47	39	83				41	31	75.6	29	27	93.1	10	7	70	8	8	100
	HERMAN THEBE HIGH SCHOOL	2018	9132030	3				53	40	75.5	12	3	25				71	70	98.6	65	36	55.4	8	7	87.5	61	46	75.4	63	43	68.3	10	8	80	8	6	75
	HOLY FAMILY COMBINED SCHOOL	2019	9132031	4	15	10	66.7				33	28	84.8							63	57	90.5	30	26	86.7	44	37	84.1	30	27	90	48	33	68.8	34	32	94.1
	HOLY FAMILY COMBINED SCHOOL	2018	9132031	4	13	13	100				24	20	83.3							67	60	89.6	35	29	82.9	63	53	84.1	35	31	88.6	53	41	77.4	40	36	90
	IKANENG HIGH SCHOOL	2019	9121054	1	5	5	100				22	11	50	5	5	100	20	20	100				14	14	100	14	11	78.6	17	15	88.2	5	5	100			
	IKANENG HIGH SCHOOL	2018	9121054	1	15	13	86.7				22	16	72.7	15	14	93.3	26	26	100				10	10	100				15	10	66.7	11	2	18.2			
	IKATISONG SECONDARY SCHOOL	2019	9111055	3	7	6	85.7				19	17	89.5	17	16	94.1	118	118	100	93	75	80.6	66	60	90.9	54	45	83.3	82	64	78	33	11	33.3	31	15	48.4
	IKATISONG SECONDARY SCHOOL	2018	9111055	3	9	4	44.4				23	13	56.5	29	17	58.6	152	152	100	116	81	69.8	90	85	94.4	42	32	76.2	110	72	65.5	22	12	54.5	20	13	65
	IKETLETSO SECONDARY SCHOOL	2019	9152032	2	11	11	100				11	11	100	11	11	100	154	154	100	143	132	92.3	102	102	100	13	13	100	130	106	81.5	24	21	87.5	13	13	100
	IKETLETSO SECONDARY SCHOOL	2018	9152032	2	5	5	100				44	36	81.8	44	42	95.5	200	200	100	156	141	90.4	86	86	100	31	25	80.6	164	127	77.4	36	23	63.9	31	27	87.1
	ITHUTENG COMMERCIAL HIGH SCHOOL	2019	9121059	3	55	43	78.2				77	73	94.8	55	54	98.2	81	81	100							21	20	95.2	51	51	100	29	18	62.1	21	19	90.5

Province Districts	Centre Name	Year	Centre Number	Quintile	Subject Description																																
					Accounting			Agricultural Sciences			Business Studies			Economics			English First Additional Language			Geography			History			Life Sciences			Mathematical Literacy			Mathematics			Physical Sciences		
					Total Wrote	Achieved 30 - 100%	% Achieved at 30% and Above	Total Wrote	Achieved 30 - 100%	% Achieved at 30% and Above	Total Wrote	Achieved 30 - 100%	% Achieved at 30% and Above	Total Wrote	Achieved 30 - 100%	% Achieved at 30% and Above	Total Wrote	Achieved 30 - 100%	% Achieved at 30% and Above	Total Wrote	Achieved 30 - 100%	% Achieved at 30% and Above	Total Wrote	Achieved 30 - 100%	% Achieved at 30% and Above	Total Wrote	Achieved 30 - 100%	% Achieved at 30% and Above	Total Wrote	Achieved 30 - 100%	% Achieved at 30% and Above	Total Wrote	Achieved 30 - 100%	% Achieved at 30% and Above	Total Wrote	Achieved 30 - 100%	% Achieved at 30% and Above
BOJANALA	ITHUTENG COMMERCIAL HIGH SCHOOL	2018	9121059	3	73	35	47.9				117	90	76.9	72	67	93.1	127	127	100							33	33	100	92	80	87	22	21	95.5	33	27	81.8
	ITSOSENG COMBINED SCHOOL	2019	9111262	2	16	15	93.8				19	16	84.2	19	16	84.2	77	77	100	49	44	89.8	39	39	100	42	32	76.2	59	52	88.1	15	6	40	16	13	81.3
	ITSOSENG COMBINED SCHOOL	2018	9111262	2	11	10	90.9				17	13	76.5	22	16	72.7	79	79	100	62	44	71	41	40	97.6	43	31	72.1	63	38	60.3	12	4	33.3	11	10	90.9
	ITUMELENG SECONDARY SCHOOL	2019	9132036	3	11	11	100				85	59	69.4	21	19	90.5	131	131	100	70	62	88.6	82	75	91.5	14	14	100	81	71	87.7	18	15	83.3	14	12	85.7
	ITUMELENG SECONDARY SCHOOL	2018	9132036	3	7	7	100				26	22	84.6	23	22	95.7	131	130	99.2	108	88	81.5	79	78	98.7	75	58	77.3	98	70	71.4	19	16	84.2	15	15	100
	J M NTSIME SCHOOL	2019	9132038	4	28	21	75				49	38	77.6	72	44	61.1	175	175	100	146	130	89	23	19	82.6	126	95	75.4	44	34	77.3	131	52	39.7	103	52	50.5
	J M NTSIME SCHOOL	2018	9132038	4	25	14	56				47	26	55.3	47	37	78.7	202	202	100	131	103	78.6	55	41	74.5	144	111	77.1	77	50	64.9	123	58	47.2	98	57	58.2
	JETHRO PELLE HIGH SCHOOL	2019	9111061	1	11	8	72.7				11	10	90.9	11	10	90.9	54	54	100	32	32	100	14	13	92.9	26	23	88.5	21	19	90.5	21	10	47.6	21	15	71.4
	JETHRO PELLE HIGH SCHOOL	2018	9111061	1	6	4	66.7				6	5	83.3	16	10	62.5	55	55	100	38	30	78.9	19	14	73.7	22	19	86.4	36	19	52.8	20	12	60	23	10	43.5
	JOHANE MOKOLOBETSI SECONDARY SCHOOL	2019	9111062	1	19	19	100				19	19	100	19	19	100	150	150	100	131	128	97.7	89	89	100	127	99	78	85	80	94.1	60	43	71.7	41	40	97.6
	JOHANE MOKOLOBETSI SECONDARY SCHOOL	2018	9111062	1	14	14	100				14	14	100	14	14	100	169	169	100	152	125	82.2	123	118	95.9	149	103	69.1	133	106	79.7	34	31	91.2	31	31	100
	KALAFI HIGH SCHOOL	2019	9132039	3													20	20	100	12	12	100	17	14	82.4	3	2	66.7	14	12	85.7	3	3	100	3	3	100
KALAFI HIGH SCHOOL	2018	9132039	3													26	24	92.3	16	13	81.3	22	16	72.7	4	4	100	17	10	58.8	5	5	100	4	4	100	

Province Districts	Centre Name	Year	Centre Number	Quintile	Subject Description																																		
					Accounting			Agricultural Sciences			Business Studies			Economics			English First Additional Language			Geography			History			Life Sciences			Mathematical Literacy			Mathematics			Physical Sciences				
					Total Wrote	Achieved 30 - 100%	% Achieved at 30% and Above	Total Wrote	Achieved 30 - 100%	% Achieved at 30% and Above	Total Wrote	Achieved 30 - 100%	% Achieved at 30% and Above	Total Wrote	Achieved 30 - 100%	% Achieved at 30% and Above	Total Wrote	Achieved 30 - 100%	% Achieved at 30% and Above	Total Wrote	Achieved 30 - 100%	% Achieved at 30% and Above	Total Wrote	Achieved 30 - 100%	% Achieved at 30% and Above	Total Wrote	Achieved 30 - 100%	% Achieved at 30% and Above	Total Wrote	Achieved 30 - 100%	% Achieved at 30% and Above	Total Wrote	Achieved 30 - 100%	% Achieved at 30% and Above					
BOJANALA	KELE COMBINED SCHOOL	2019	9152200	99							13	11	84.6	13	13	100				9	9	100				6	6	100	13	12	92.3	6	1	16.7	6	5	83.3		
	KELE COMBINED SCHOOL	2018	9152200	99							24	16	66.7	25	22	88				21	17	81				13	11	84.6	25	22	88	12	9	75	13	10	76.9		
	KELEDI SECONDARY SCHOOL	2019	9152065	3				57	24	42.1							109	109	100	66	61	92.4				29	16	55.2	73	62	84.9	14	9	64.3	14	9	64.3		
	KELEDI SECONDARY SCHOOL	2018	9152065	3				88	34	38.6							132	132	100	102	73	71.6				126	78	61.9	103	68	66	26	25	96.2	21	19	90.5		
	KGALATLOWE HIGH SCHOOL	2019	9132044	2				10	9	90							110	110	100	107	70	65.4	76	68	89.5	62	46	74.2	79	71	89.9	27	14	51.9	24	14	58.3		
	KGALATLOWE HIGH SCHOOL	2018	9132044	2				23	23	100							101	101	100	88	72	81.8	63	41	65.1	60	52	86.7	72	57	79.2	23	20	87	15	13	86.7		
	KGAMANYANE HIGH SCHOOL	2019	9132045	2													14	14	100	14	14	100	8	8	100	14	14	100	8	8	100	6	6	100	6	6	100		
	KGAMANYANE HIGH SCHOOL	2018	9132045	2							20	5	25	12	10	83.3	84	84	100	55	43	78.2	52	50	96.2	38	36	94.7	50	30	60	12	10	83.3	11	8	72.7		
	KGAPHAMADI SCHOOL	2019	9121063	2	14	13	92.9	83	60	72.3	14	14	100	16	15	93.8	119	119	100	82	74	90.2				76	62	81.6	75	73	97.3	27	23	85.2	15	15	100		
	KGAPHAMADI SCHOOL	2018	9121063	2	25	17	68	83	68	81.9	31	15	48.4	45	28	62.2	145	145	100	86	76	88.4				85	74	87.1	116	91	78.4	20	17	85	20	19	95		
	KGATSHENG-THABISO SEC SCHOOL	2019	9158039	3													192	192	100	171	94	55	112	95	84.8	60	53	88.3	100	84	84	61	34	55.7	59	25	42.4		
	KGATSHENG-THABISO SEC SCHOOL	2018	9158039	3													194	194	100	194	157	80.9	129	126	97.7	65	64	98.5	129	101	78.3	65	57	87.7	65	47	72.3		
	KGOSIBODIBA COMMERCIAL SEC SCHOOL	2019	9132049	3	7	7	100				39	33	84.6	43	37	86	43	43	100																				







Province Districts	Centre Name	Year	Centre Number	Quintile	Subject Description																																			
					Accounting			Agricultural Sciences			Business Studies			Economics			English First Additional Language			Geography			History			Life Sciences			Mathematical Literacy			Mathematics			Physical Sciences					
					Total Wrote	Achieved 30 - 100%	% Achieved at 30% and Above	Total Wrote	Achieved 30 - 100%	% Achieved at 30% and Above	Total Wrote	Achieved 30 - 100%	% Achieved at 30% and Above	Total Wrote	Achieved 30 - 100%	% Achieved at 30% and Above	Total Wrote	Achieved 30 - 100%	% Achieved at 30% and Above	Total Wrote	Achieved 30 - 100%	% Achieved at 30% and Above	Total Wrote	Achieved 30 - 100%	% Achieved at 30% and Above	Total Wrote	Achieved 30 - 100%	% Achieved at 30% and Above	Total Wrote	Achieved 30 - 100%	% Achieved at 30% and Above	Total Wrote	Achieved 30 - 100%	% Achieved at 30% and Above						
BOJANALA	LEROTHODI HIGH SCHOOL	2019	9152063	3							23	21	91.3	25	20	80	43	43	100	18	17	94.4							18	16	88.9	25	22	88	15	12	80	18	14	77.8
	LEROTHODI HIGH SCHOOL	2018	9152063	3							15	10	66.7	18	16	88.9	43	43	100	25	21	84							25	24	96	18	15	83.3	24	20	83.3	25	21	84
	LESELE SECONDARY SCHOOL	2019	9152064	2							19	11	57.9				38	37	97.4	32	30	93.8	23	21	91.3	10	10	100	21	16	76.2	10	6	60	10	7	70			
	LESELE SECONDARY SCHOOL	2018	9152064	2							28	8	28.6				56	56	100	56	32	57.1	31	24	77.4	11	11	100	31	17	54.8	10	6	60	10	8	80			
	LIGHTHOUSE CHRISTIAN COLLEGE	2019	9111085	99	8	8	100				16	10	62.5							11	11	100				12	9	75	19	19	100	9	9	100	7	7	100			
	LIGHTHOUSE CHRISTIAN COLLEGE	2018	9111085	99	5	5	100				17	15	88.2							12	12	100				12	10	83.3	23	23	100	6	6	100	5	5	100			
	LOALANE SEC SCHOOL	2019	9121086	1	17	16	94.1	43	37	86	19	16	84.2	33	30	90.9	88	88	100	37	37	100				52	42	80.8	59	59	100	21	19	90.5	21	16	76.2			
	LOALANE SEC SCHOOL	2018	9121086	1	16	14	87.5	30	28	93.3	17	15	88.2	36	36	100	77	77	100	23	23	100				45	43	95.6	45	39	86.7	23	22	95.7	23	20	87			
	LOBANG HIGH SCHOOL	2019	9121087	1													14	14	100	14	12	85.7	11	9	81.8	14	3	21.4	11	7	63.6	3	2	66.7	3	2	66.7			
	LOBANG HIGH SCHOOL	2018	9121087	1													24	24	100	24	19	79.2	12	10	83.3	24	13	54.2	12	10	83.3	12	8	66.7	12	7	58.3			
	LOT MASHIANE SECONDARY SCHOOL	2019	9111090	1	13	12	92.3	45	24	53.3	13	11	84.6	13	7	53.8	81	81	100	50	42	84	27	25	92.6	34	21	61.8	61	56	91.8	18	10	55.6	20	17	85			
	LOT MASHIANE SECONDARY SCHOOL	2018	9111090	1	23	17	73.9	30	25	83.3	21	20	95.2	23	20	87	68	68	100	43	32	74.4	25	24	96	14	14	100	52	48	92.3	13	5	38.5	9	8	88.9			
	MACHADAM COMBINED SCHOOL	2019	9111095	3				10	10	100							19	19	100	18	18	100				17	16	94.1	15	15	100	3	3	100	6	3	50			
	MACHADAM COMBINED SCHOOL	2018	9111095	3				17	15	88.2							22	22	100	21	21	100				21	20	95.2	17	17	100	5	5	100	5	5	100			



Province Districts	Centre Name	Year	Centre Number	Quintile	Subject Description																																
					Accounting			Agricultural Sciences			Business Studies			Economics			English First Additional Language			Geography			History			Life Sciences			Mathematical Literacy			Mathematics			Physical Sciences		
					Total Wrote	Achieved 30 - 100%	% Achieved at 30% and Above	Total Wrote	Achieved 30 - 100%	% Achieved at 30% and Above	Total Wrote	Achieved 30 - 100%	% Achieved at 30% and Above	Total Wrote	Achieved 30 - 100%	% Achieved at 30% and Above	Total Wrote	Achieved 30 - 100%	% Achieved at 30% and Above	Total Wrote	Achieved 30 - 100%	% Achieved at 30% and Above	Total Wrote	Achieved 30 - 100%	% Achieved at 30% and Above	Total Wrote	Achieved 30 - 100%	% Achieved at 30% and Above	Total Wrote	Achieved 30 - 100%	% Achieved at 30% and Above	Total Wrote	Achieved 30 - 100%	% Achieved at 30% and Above			
BOJANALA	MADIBA-A-TOLOANE HIGH SCHOOL	2019	9111072	2	6	6	100				20	16	80	20	18	90	126	126	100	90	86	95.6	58	54	93.1	39	31	79.5	100	90	90	15	10	66.7	9	8	88.9
	MADIBA-A-TOLOANE HIGH SCHOOL	2018	9111072	2							23	22	95.7	27	24	88.9	134	133	99.3	80	71	88.8	64	49	76.6	35	33	94.3	96	83	86.5	3	3	100	3	3	100
	MAKUKA MIDDLE SCHOOL	2019	9132073	1													37	37	100	27	26	96.3	23	23	100	27	22	81.5	14	13	92.9	14	9	64.3	14	14	100
	MAKUKA MIDDLE SCHOOL	2018	9132073	1													29	29	100	29	24	82.8	18	18	100	29	29	100	18	15	83.3	11	10	90.9	11	9	81.8
	MALATSE-MOTSEPE HIGH SCHOOL	2019	9111104	3	17	17	100				35	22	62.9	17	15	88.2	111	111	100	37	33	89.2	30	28	93.3	31	31	100	56	49	87.5	28	26	92.9	28	27	96.4
	MALATSE-MOTSEPE HIGH SCHOOL	2018	9111104	3	16	14	87.5				32	21	65.6	16	16	100	131	131	100	61	50	82	36	36	100	36	35	97.2	87	70	80.5	22	21	95.5	22	19	86.4
	MALEFO HIGH SCHOOL	2019	9132074	1	9	7	77.8				31	29	93.5				109	108	99.1	82	76	92.7	43	42	97.7	38	33	86.8	71	66	93	20	18	90	16	16	100
	MALEFO HIGH SCHOOL	2018	9132074	1	10	8	80				36	27	75				109	109	100	84	73	86.9	30	30	100	51	49	96.1	67	51	76.1	32	29	90.6	30	27	90
	MAMODIBO HIGH SCHOOL	2019	9121107	2	20	17	85				32	24	75	34	30	88.2	114	114	100	75	72	96	46	45	97.8	31	24	77.4	89	84	94.4	18	12	66.7	16	16	100
	MAMODIBO HIGH SCHOOL	2018	9121107	2	20	16	80				31	29	93.5	31	31	100	91	91	100	58	51	87.9	35	35	100	20	20	100	65	52	80	22	13	59.1	10	9	90
	MANAMAKGOTHA HIGH SCHOOL	2019	9132075	1	31	24	77.4				31	26	83.9	31	27	87.1	101	101	100	70	65	92.9	38	36	94.7	70	46	65.7	68	65	95.6	33	26	78.8	31	23	74.2
	MANAMAKGOTHA HIGH SCHOOL	2018	9132075	1	40	39	97.5				40	39	97.5	40	39	97.5	103	103	100	63	63	100	28	28	100	63	60	95.2	56	56	100	47	29	61.7	35	31	88.6
	MARIKANA HIGH SCHOOL	2019	9152080	1	18	14	77.8	70	61	87.1	18	17	94.4	18	11	61.1	90	90	100	70	69	98.6				70	44	62.9	45	34	75.6	42	13	31	31	19	61.3

Province Districts	Centre Name	Year	Centre Number	Quintile	Subject Description																																	
					Accounting			Agricultural Sciences			Business Studies			Economics			English First Additional Language			Geography			History			Life Sciences			Mathematical Literacy			Mathematics			Physical Sciences			
					Total Wrote	Achieved 30 - 100%	% Achieved at 30% and Above	Total Wrote	Achieved 30 - 100%	% Achieved at 30% and Above	Total Wrote	Achieved 30 - 100%	% Achieved at 30% and Above	Total Wrote	Achieved 30 - 100%	% Achieved at 30% and Above	Total Wrote	Achieved 30 - 100%	% Achieved at 30% and Above	Total Wrote	Achieved 30 - 100%	% Achieved at 30% and Above	Total Wrote	Achieved 30 - 100%	% Achieved at 30% and Above	Total Wrote	Achieved 30 - 100%	% Achieved at 30% and Above	Total Wrote	Achieved 30 - 100%	% Achieved at 30% and Above	Total Wrote	Achieved 30 - 100%	% Achieved at 30% and Above				
BOJANALA	MARIKANA HIGH SCHOOL	2018	9152080	1	21	11	52.4	88	65	73.9	21	14	66.7	21	18	85.7	113	113	100	91	75	82.4				88	49	55.7	71	49	69	37	23	62.2	34	23	67.6	
	MARUATONA DIKOBÉ HIGH SCHOOL	2019	9111114	1												32	31	96.9	31	28	90.3				31	22	71	25	21	84	7	7	100	7	7	100		
	MARUATONA DIKOBÉ HIGH SCHOOL	2018	9111114	1												54	54	100	41	34	82.9				41	30	73.2	38	30	78.9	8	8	100	7	7	100		
	MATALE SECONDARY SCHOOL	2019	9152082	3	9	7	77.8				43	26	60.5	43	24	55.8	42	41	97.6	34	25	73.5							34	25	73.5	8	7	87.5				
	MATALE SECONDARY SCHOOL	2018	9152082	3	11	9	81.8				76	57	75	65	61	93.8	76	76	100	65	62	95.4						47	40	85.1	29	14	48.3	11	11	100		
	MATETENENE HIGH SCHOOL	2019	9152083	2								24	22	91.7	25	10	40	112	112	100	70	29	41.4	52	34	65.4	31	24	77.4	72	50	69.4	26	10	38.5	32	20	62.5
	MATETENENE HIGH SCHOOL	2018	9152083	2								25	16	64	25	19	76	66	66	100	41	34	82.9	28	26	92.9	13	12	92.3	53	16	30.2	13	8	61.5	13	12	92.3
	MATLAISANE SEC SCHOOL	2019	9121115	3	6	6	100				20	17	85	7	7	100	71	71	100	62	49	79	15	15	100	26	18	69.2	31	28	90.3	21	7	33.3	13	13	100	
	MATLAISANE SEC SCHOOL	2018	9121115	3	21	12	57.1				31	16	51.6	30	27	90	137	137	100	105	63	60				57	27	47.4	88	59	67	48	14	29.2	27	21	77.8	
	MATLHARE MOKAUTU HIGH SCHOOL	2019	9152087	2	8	8	100				62	47	75.8	20	20	100	101	101	100	68	66	97.1				40	32	80	59	46	78	37	25	67.6	30	27	90	
	MATLHARE MOKAUTU HIGH SCHOOL	2018	9152087	2	3	3	100				72	45	62.5	24	19	79.2	116	116	100	82	64	78				27	24	88.9	76	51	67.1	27	19	70.4	25	20	80	
	MATSUKUBYANE SECONDARY SCHOOL	2019	9152089	2							74	69	93.2				103	103	100	101	90	89.1				102	83	81.4	73	69	94.5	29	14	48.3	29	24	82.8	

Province Districts	Centre Name	Year	Centre Number	Quintile	Subject Description																																			
					Accounting			Agricultural Sciences			Business Studies			Economics			English First Additional Language			Geography			History			Life Sciences			Mathematical Literacy			Mathematics			Physical Sciences					
					Total Wrote	Achieved 30 - 100%	% Achieved at 30% and Above	Total Wrote	Achieved 30 - 100%	% Achieved at 30% and Above	Total Wrote	Achieved 30 - 100%	% Achieved at 30% and Above	Total Wrote	Achieved 30 - 100%	% Achieved at 30% and Above	Total Wrote	Achieved 30 - 100%	% Achieved at 30% and Above	Total Wrote	Achieved 30 - 100%	% Achieved at 30% and Above	Total Wrote	Achieved 30 - 100%	% Achieved at 30% and Above	Total Wrote	Achieved 30 - 100%	% Achieved at 30% and Above	Total Wrote	Achieved 30 - 100%	% Achieved at 30% and Above	Total Wrote	Achieved 30 - 100%	% Achieved at 30% and Above						
BOJANALA	MATSUKUBYANE SECONDARY SCHOOL	2018	9152089	2							27	26	96.3				57	57	100	57	53	93				57	44	77.2	27	25	92.6	30	11	36.7	30	29	96.7			
	MEERHOF SCHOOL	2019	9111118	99													7	7	100							7	7	100				9	9	100						
	MEERHOF SCHOOL	2018	9111118	99													11	11	100							6	6	100				11	11	100						
	MERIDIAN RUSTENBURG SECONDARY SCHOOL	2019	9152092	99	8	8	100					40	30	75	25	21	84	29	29	100	38	33	86.8				30	27	90	46	46	100	23	18	78.3	16	16	100		
	MERIDIAN RUSTENBURG SECONDARY SCHOOL	2018	9152092	99	10	8	80					48	40	83.3	14	13	92.9	15	15	100	31	27	87.1				27	27	100	36	32	88.9	24	23	95.8	15	15	100		
	MERITI SECONDARY SCHOOL	2019	9152235	3								24	23	95.8	24	23	95.8	120	120	100	74	66	89.2	39	36	92.3	14	14	100	97	91	93.8	14	13	92.9	14	12	85.7		
	MERITI SECONDARY SCHOOL	2018	9152235	3	5	5	100					33	27	81.8	28	27	96.4	125	125	100	82	64	78	34	34	100	10	10	100	112	88	78.6	13	12	92.3	13	13	100		
	MICHA KGASI HIGH SCHOOL	2019	9111120	2	27	15	55.6					27	27	100	27	27	100	94	94	100	51	46	90.2	43	36	83.7	61	45	73.8	63	59	93.7	25	13	52	23	18	78.3		
	MICHA KGASI HIGH SCHOOL	2018	9111120	2	22	10	45.5					26	22	84.6	27	22	81.5	111	111	100	69	57	82.6	62	55	88.7	68	50	73.5	86	65	75.6	18	16	88.9	17	15	88.2		
	MICHAEL MODISAKENG SECONDARY SCHOOL	2019	9111121	1	37	37	100	32	31	96.9	42	37	88.1	38	35	92.1	114	114	100	22	19	86.4	16	16	100	60	56	93.3	47	46	97.9	50	30	60	56	38	67.9			
MICHAEL MODISAKENG SECONDARY SCHOOL	2018	9111121	1	21	18	85.7	22	22	100	43	38	88.4	43	39	90.7	117	117	100	47	35	74.5	31	31	100	74	50	67.6	73	45	61.6	43	33	76.7	43	25	58.1				

Province Districts	Centre Name	Year	Centre Number	Quintile	Subject Description																																	
					Accounting			Agricultural Sciences			Business Studies			Economics			English First Additional Language			Geography			History			Life Sciences			Mathematical Literacy			Mathematics			Physical Sciences			
					Total Wrote	Achieved 30 - 100%	% Achieved at 30% and Above	Total Wrote	Achieved 30 - 100%	% Achieved at 30% and Above	Total Wrote	Achieved 30 - 100%	% Achieved at 30% and Above	Total Wrote	Achieved 30 - 100%	% Achieved at 30% and Above	Total Wrote	Achieved 30 - 100%	% Achieved at 30% and Above	Total Wrote	Achieved 30 - 100%	% Achieved at 30% and Above	Total Wrote	Achieved 30 - 100%	% Achieved at 30% and Above	Total Wrote	Achieved 30 - 100%	% Achieved at 30% and Above	Total Wrote	Achieved 30 - 100%	% Achieved at 30% and Above	Total Wrote	Achieved 30 - 100%	% Achieved at 30% and Above				
BOJANALA	MMADIKETE LION SECONDARY SCHOOL	2019	9111155	1	25	22	88				21	21	100	21	21	100	111	111	100	63	57	90.5	58	55	94.8	66	50	75.8	67	67	100	20	14	70	23	14	60.9	
	MMADIKETE LION SECONDARY SCHOOL	2018	9111155	1	11	10	90.9				11	8	72.7	10	9	90	86	86	100	58	50	86.2	57	54	94.7	62	58	93.5	58	49	84.5	14	10	71.4	16	12	75	
	MMAKAUNYANA SEC SCHOOL	2019	9121124	2	11	8	72.7				17	14	82.4	20	14	70	55	55	100	37	32	86.5	15	9	60	22	19	86.4	31	31	100	15	7	46.7	16	12	75	
	MMAKAUNYANA SEC SCHOOL	2018	9121124	2	10	4	40				23	10	43.5	35	11	31.4	77	77	100	38	25	65.8	20	17	85	18	13	72.2	37	30	81.1	7	1	14.3	7	5	71.4	
	MMAMOGWAI SECONDARY SCHOOL	2019	9111127	3	9	6	66.7				24	15	62.5				31	31	100	31	28	90.3				21	19	90.5	23	23	100	7	1	14.3	4	1	25	
	MMAMOGWAI SECONDARY SCHOOL	2018	9111127	3	4	4	100				20	14	70				25	25	100	25	22	88				21	20	95.2	20	19	95	5	3	60	5	3	60	
	MMANAPE HIGH SCHOOL	2019	9152095	3													111	111	100	74	50	67.6				27	26	96.3	75	65	86.7	27	24	88.9	27	26	96.3	
	MMANAPE HIGH SCHOOL	2018	9152095	3													89	89	100	45	33	73.3				40	30	75	56	47	83.9	29	22	75.9	29	26	89.7	
	MMANKALA TECH and COMM HIGH SCHOOL	2019	9121128	3													81	80	98.8														32	15	46.9	32	28	87.5
	MMANKALA TECH and COMM HIGH SCHOOL	2018	9121128	3													69	69	100													16	10	62.5	16	14	87.5	
	MMANOTSHE MODUANE HIGH SCHOOL	2019	9111129	3	12	7	58.3				24	12	50	14	9	64.3	95	95	100	74	60	81.1	57	44	77.2	52	30	57.7	57	51	89.5	17	10	58.8	20	14	70	
	MMANOTSHE MODUANE HIGH SCHOOL	2018	9111129	3	11	3	27.3				13	8	61.5	13	10	76.9	98	98	100	54	53	98.1	57	37	64.9	50	42	84	53	43	81.1	20	18	90	19	18	94.7	



Province Districts	Centre Name	Year	Centre Number	Quintile	Subject Description																																
					Accounting			Agricultural Sciences			Business Studies			Economics			English First Additional Language			Geography			History			Life Sciences			Mathematical Literacy			Mathematics			Physical Sciences		
					Total Wrote	Achieved 30 - 100%	% Achieved at 30% and Above	Total Wrote	Achieved 30 - 100%	% Achieved at 30% and Above	Total Wrote	Achieved 30 - 100%	% Achieved at 30% and Above	Total Wrote	Achieved 30 - 100%	% Achieved at 30% and Above	Total Wrote	Achieved 30 - 100%	% Achieved at 30% and Above	Total Wrote	Achieved 30 - 100%	% Achieved at 30% and Above	Total Wrote	Achieved 30 - 100%	% Achieved at 30% and Above	Total Wrote	Achieved 30 - 100%	% Achieved at 30% and Above	Total Wrote	Achieved 30 - 100%	% Achieved at 30% and Above	Total Wrote	Achieved 30 - 100%	% Achieved at 30% and Above			
BOJANALA	MOLOTLEGI SECONDARY SCHOOL	2019	9152106	3												57	57	100	57	53	93	38	37	97.4	57	30	52.6	38	34	89.5	19	11	57.9	19	14	73.7	
	MOLOTLEGI SECONDARY SCHOOL	2018	9152106	3												65	65	100	65	58	89.2	36	34	94.4	65	53	81.5	36	33	91.7	29	21	72.4	29	22	75.9	
	MORARE SCHOOL	2019	9132108	3				15	15	100							42	42	100	23	20	87	16	15	93.8	21	21	100	32	24	75	10	8	80	10	10	100
	MORARE SCHOOL	2018	9132108	3				25	22	88							82	82	100	45	29	64.4	38	37	97.4	37	34	91.9	64	40	62.5	18	12	66.7	18	18	100
	MORATWE HIGH SCHOOL	2019	9121144	1													12	12	100	12	9	75	9	9	100	12	7	58.3	9	9	100	3	2	66.7	3	2	66.7
	MORATWE HIGH SCHOOL	2018	9121144	1													22	22	100	21	19	90.5	16	15	93.8	21	12	57.1	16	15	93.8	5	3	60	5	1	20
	MOTHOTLUNG SCHOOL	2019	9111147	3	17	15	88.2	5	4	80	18	18	100	20	18	90	134	134	100	79	60	75.9	69	64	92.8	24	23	95.8	65	60	92.3	19	14	73.7	16	14	87.5
	MOTHOTLUNG SCHOOL	2018	9111147	3	15	6	40	42	36	85.7	73	48	65.8	20	14	70	213	213	100	153	117	76.5	71	66	93	56	55	98.2	126	109	86.5	45	26	57.8	25	24	96
	MOTLHAPUTSENG SCHOOL	2019	9132110	3													81	81	100	70	64	91.4	59	58	98.3	16	15	93.8	60	55	91.7	21	13	61.9	11	8	72.7
	MOTLHAPUTSENG SCHOOL	2018	9132110	3													75	75	100	65	54	83.1	53	49	92.5	11	11	100	60	57	95	15	13	86.7	10	7	70
	MOTSHEGOA HIGH SCHOOL	2019	9121151	3							24	22	91.7	22	22	100	40	40	100	40	37	92.5				16	16	100	28	24	85.7	12	6	50	12	6	50
	MOTSHEGOA HIGH SCHOOL	2018	9121151	3							11	7	63.6	10	10	100	30	30	100	30	28	93.3				17	17	100	21	18	85.7	8	4	50	17	11	64.7
	MOTSWATEMENG HIGH SCHOOL	2019	9121153	1	11	9	81.8				14	11	78.6	14	10	71.4	50	50	100	27	26	96.3	12	12	100	26	25	96.2	28	26	92.9	13	8	61.5	13	9	69.2



Province Districts	Centre Name	Year	Centre Number	Quintile	Subject Description																																
					Accounting			Agricultural Sciences			Business Studies			Economics			English First Additional Language			Geography			History			Life Sciences			Mathematical Literacy			Mathematics			Physical Sciences		
					Total Wrote	Achieved 30 - 100%	% Achieved at 30% and Above	Total Wrote	Achieved 30 - 100%	% Achieved at 30% and Above	Total Wrote	Achieved 30 - 100%	% Achieved at 30% and Above	Total Wrote	Achieved 30 - 100%	% Achieved at 30% and Above	Total Wrote	Achieved 30 - 100%	% Achieved at 30% and Above	Total Wrote	Achieved 30 - 100%	% Achieved at 30% and Above	Total Wrote	Achieved 30 - 100%	% Achieved at 30% and Above	Total Wrote	Achieved 30 - 100%	% Achieved at 30% and Above	Total Wrote	Achieved 30 - 100%	% Achieved at 30% and Above	Total Wrote	Achieved 30 - 100%	% Achieved at 30% and Above			
BOJANALA	MOTSWATEMENG HIGH SCHOOL	2018	9121153	1	26	11	42.3				29	20	69	28	17	60.7	35	35	100	14	13	92.9				13	13	100	28	24	85.7	14	2	14.3	9	6	66.7
	MPHE-BANA SECONDARY SCHOOL	2019	9162113	2	43	31	72.1	21	18	85.7	63	54	85.7	61	48	78.7	170	170	100	63	59	93.7	63	63	100	39	38	97.4	115	92	80	54	21	38.9	38	26	68.4
	MPHE-BANA SECONDARY SCHOOL	2018	9162113	2	20	12	60	70	38	54.3	19	18	94.7	41	30	73.2	147	147	100	68	52	76.5	69	62	89.9	31	31	100	114	75	65.8	31	22	71	31	24	77.4
	MPHELA MIDDLE SCHOOL	2019	9132114	1													17	17	100	16	14	87.5	12	9	75	16	11	68.8	12	9	75	5	1	20	5	2	40
	MPHELA MIDDLE SCHOOL	2018	9132114	1													10	10	100	10	5	50	10	8	80	10	5	50	10	4	40						
	NAAUWPOORT HIGH SCHOOL	2019	9152116	1				36	33	91.7							36	36	100	36	35	97.2	21	21	100	36	34	94.4	21	19	90.5	15	10	66.7	15	11	73.3
	NAAUWPOORT HIGH SCHOOL	2018	9152116	1				24	14	58.3							30	30	100	30	25	83.3	22	22	100	14	10	71.4	22	13	59.1	8	8	100	8	5	62.5
	NCHAUPE HIGH SCHOOL	2019	9121156	3	5	5	100				32	27	84.4	5	3	60	63	63	100	37	30	81.1				14	12	85.7	32	24	75	12	4	33.3	12	12	100
	NCHAUPE HIGH SCHOOL	2018	9121156	3	15	14	93.3				60	34	56.7	14	13	92.9	98	98	100	63	46	73				25	20	80	59	44	74.6	21	10	47.6	21	19	90.5
	NEW COVENANT ACADEMY	2019	9158037	99							10	10	100							13	13	100				3	3	100	10	10	100	3	2	66.7	3	3	100
	NEW COVENANT ACADEMY	2018	9158037	99							5	5	100							10	10	100				6	5	83.3	5	5	100	5	2	40	5	1	20
	NKOBONG HIGH SCHOOL	2019	9132117	3													45	45	100	39	37	94.9	31	29	93.5	39	23	59	31	30	96.8	14	8	57.1	14	11	78.6

Province Districts	Centre Name	Year	Centre Number	Quintile	Subject Description																																
					Accounting			Agricultural Sciences			Business Studies			Economics			English First Additional Language			Geography			History			Life Sciences			Mathematical Literacy			Mathematics			Physical Sciences		
					Total Wrote	Achieved 30 - 100%	% Achieved at 30% and Above	Total Wrote	Achieved 30 - 100%	% Achieved at 30% and Above	Total Wrote	Achieved 30 - 100%	% Achieved at 30% and Above	Total Wrote	Achieved 30 - 100%	% Achieved at 30% and Above	Total Wrote	Achieved 30 - 100%	% Achieved at 30% and Above	Total Wrote	Achieved 30 - 100%	% Achieved at 30% and Above	Total Wrote	Achieved 30 - 100%	% Achieved at 30% and Above	Total Wrote	Achieved 30 - 100%	% Achieved at 30% and Above	Total Wrote	Achieved 30 - 100%	% Achieved at 30% and Above	Total Wrote	Achieved 30 - 100%	% Achieved at 30% and Above			
BOJANALA	NKOBONG HIGH SCHOOL	2018	9132117	3											30	30	100	30	25	83.3	16	16	100	30	25	83.3	16	13	81.3	14	6	42.9	14	7	50		
	NTOLO SECONDARY SCHOOL	2019	9111160	3	9	8	88.9	19	16	84.2	10	10	100	9	9	100	65	65	100	50	48	96	13	11	84.6	45	43	95.6	46	41	89.1	13	10	76.9	12	12	100
	NTOLO SECONDARY SCHOOL	2018	9111160	3	9	9	100	23	20	87	11	10	90.9	10	9	90	80	80	100	67	61	91	16	15	93.8	63	49	77.8	61	51	83.6	14	8	57.1	13	11	84.6
	NURAL-IMAN-MUSLIM SCHOOL	2019	9152120	99	4	4	100				12	10	83.3										13	13	100	11	7	63.6	11	11	100	5	5	100	3	3	100
	NURAL-IMAN-MUSLIM SCHOOL	2018	9152120	99	5	5	100				10	9	90										12	12	100	10	10	100	8	7	87.5	7	7	100	3	3	100
	OLEFILE HIGH SCHOOL	2019	9132122	2													33	33	100	27	27	100				33	24	72.7	26	26	100	7	5	71.4	6	6	100
	OLEFILE HIGH SCHOOL	2018	9132122	2													34	34	100	26	22	84.6				34	28	82.4	21	17	81	13	6	46.2	8	8	100
	PRES MANGOPE TECH HIGH SCHOOL	2019	9152129	4													239	239	100													100	58	58	100	70	70
	PRES MANGOPE TECH HIGH SCHOOL	2018	9152129	4													260	260	100													149	79	53	149	78	52.3
	PUO-PHA SECONDARY SCHOOL	2019	9111170	2				4	4	100							4	4	100	4	4	100				4	4	100	2	2	100	2	1	50			
	PUO-PHA SECONDARY SCHOOL	2018	9111170	2				7	6	85.7							8	8	100	8	7	87.5				7	6	85.7	7	6	85.7						
	RABBONI CHRISTIAN SCHOOL	2019	9111171	99	5	5	100				27	17	63	11	8	72.7				4	3	75				21	12	57.1	26	24	92.3	11	8	72.7	8	7	87.5
	RABBONI CHRISTIAN SCHOOL	2018	9111171	99	6	6	100				27	14	51.9	6	4	66.7				8	7	87.5				20	18	90	24	21	87.5	10	8	80	7	6	85.7



Province Districts	Centre Name	Year	Centre Number	Quintile	Subject Description																																
					Accounting			Agricultural Sciences			Business Studies			Economics			English First Additional Language			Geography			History			Life Sciences			Mathematical Literacy			Mathematics			Physical Sciences		
					Total Wrote	Achieved 30 - 100%	% Achieved at 30% and Above	Total Wrote	Achieved 30 - 100%	% Achieved at 30% and Above	Total Wrote	Achieved 30 - 100%	% Achieved at 30% and Above	Total Wrote	Achieved 30 - 100%	% Achieved at 30% and Above	Total Wrote	Achieved 30 - 100%	% Achieved at 30% and Above	Total Wrote	Achieved 30 - 100%	% Achieved at 30% and Above	Total Wrote	Achieved 30 - 100%	% Achieved at 30% and Above	Total Wrote	Achieved 30 - 100%	% Achieved at 30% and Above	Total Wrote	Achieved 30 - 100%	% Achieved at 30% and Above	Total Wrote	Achieved 30 - 100%	% Achieved at 30% and Above			
BOJANALA	RAKGATLA HIGH SCHOOL	2019	9112131	3				49	45	91.8	35	31	88.6	35	33	94.3	90	90	100	54	51	94.4				46	35	76.1	49	45	91.8	26	14	53.8	27	24	88.9
	RAKGATLA HIGH SCHOOL	2018	9112131	3				50	37	74	42	36	85.7	36	32	88.9	97	97	100	57	50	87.7				47	42	89.4	71	58	81.7	20	14	70	19	14	73.7
	RAKOKO SEN SEC SCHOOL	2019	9132132	3													81	81	100	81	80	98.8				81	69	85.2	46	46	100	35	28	80	35	34	97.1
	RAKOKO SEN SEC SCHOOL	2018	9132132	3													134	134	100	102	84	82.4				94	71	75.5	80	65	81.3	44	35	79.5	46	42	91.3
	RAMOROKO SECONDARY SCHOOL	2019	9132137	2													23	23	100	23	13	56.5	23	17	73.9	23	4	17.4	23	13	56.5						
	RAMOROKO SECONDARY SCHOOL	2018	9132137	2													16	16	100	16	6	37.5	16	14	87.5	16	4	25	16	9	56.3						
	RAMOTSHODI HIGH SCHOOL	2019	9132138	3													39	38	97.4	31	17	54.8	29	28	96.6	34	21	61.8	25	19	76	7	2	28.6	6	3	50
	RAMOTSHODI HIGH SCHOOL	2018	9132138	3													46	46	100	40	21	52.5	36	36	100	34	25	73.5	27	16	59.3	10	5	50	3	3	100
	RAPHURELE HIGH SCHOOL	2019	9132142	2	10	9	90				11	9	81.8	11	9	81.8	78	78	100	59	55	93.2	39	39	100	40	25	62.5	42	35	83.3	25	13	52	26	24	92.3
	RAPHURELE HIGH SCHOOL	2018	9132142	2	11	2	18.2				30	3	10	12	7	58.3	88	88	100	72	30	41.7	30	23	76.7	53	26	49.1	60	22	36.7	19	7	36.8	16	12	75
	RAUWANE SEPENG SEN SEC SCHOOL	2019	9152143	4	11	8	72.7	111	66	59.5	17	14	82.4	16	12	75	150	149	99.3	128	83	64.8	86	70	81.4	88	60	68.2	125	92	73.6	21	10	47.6	21	21	100
	RAUWANE SEPENG SEN SEC SCHOOL	2018	9152143	4				91	37	40.7							112	112	100	105	67	63.8	75	72	96	79	63	79.7	84	63	75	29	9	31	29	22	75.9
	REEBONE SEC SCHOOL	2019	9162146	2	12	12	100				37	36	97.3	14	12	85.7	101	101	100	81	70	86.4	78	75	96.2	16	16	100	68	47	69.1	27	9	33.3	11	9	81.8

Province Districts	Centre Name	Year	Centre Number	Quintile	Subject Description																																
					Accounting			Agricultural Sciences			Business Studies			Economics			English First Additional Language			Geography			History			Life Sciences			Mathematical Literacy			Mathematics			Physical Sciences		
					Total Wrote	Achieved 30 - 100%	% Achieved at 30% and Above	Total Wrote	Achieved 30 - 100%	% Achieved at 30% and Above	Total Wrote	Achieved 30 - 100%	% Achieved at 30% and Above	Total Wrote	Achieved 30 - 100%	% Achieved at 30% and Above	Total Wrote	Achieved 30 - 100%	% Achieved at 30% and Above	Total Wrote	Achieved 30 - 100%	% Achieved at 30% and Above	Total Wrote	Achieved 30 - 100%	% Achieved at 30% and Above	Total Wrote	Achieved 30 - 100%	% Achieved at 30% and Above	Total Wrote	Achieved 30 - 100%	% Achieved at 30% and Above	Total Wrote	Achieved 30 - 100%	% Achieved at 30% and Above			
BOJANALA	REEBONE SEC SCHOOL	2018	9162146	2	15	15	100				30	27	90	20	16	80	85	84	98.8	61	47	77	58	57	98.3	18	18	100	62	42	67.7	21	9	42.9	15	13	86.7
	REIPUSENG HIGH SCHOOL	2019	9132147	3	5	5	100				33	31	93.9				53	53	100	53	50	94.3	43	40	93	20	19	95	46	45	97.8	7	7	100	5	5	100
	REIPUSENG HIGH SCHOOL	2018	9132147	3	2	2	100				28	22	78.6				46	46	100	46	38	82.6	34	34	100	18	17	94.4	34	25	73.5	12	11	91.7	10	10	100
	REKOPANTSWE HIGH SCHOOL	2019	9111186	3	5	5	100	14	14	100	30	24	80	6	6	100	31	31	100	31	31	100	12	12	100	23	11	47.8	25	24	96	5	1	20			
	REKOPANTSWE HIGH SCHOOL	2018	9111186	3	6	5	83.3	14	11	78.6	35	18	51.4	8	6	75	44	44	100	33	28	84.8	19	16	84.2	22	12	54.5	37	27	73	2	2	100			
	RETHUSEGILE SEC SCHOOL	2019	9152148	3	22	21	95.5				41	37	90.2	25	24	96	102	102	100	102	83	81.4	60	47	78.3	38	26	68.4	84	73	86.9	18	16	88.9	17	17	100
	RETHUSEGILE SEC SCHOOL	2018	9152148	3	24	23	95.8				44	34	77.3	25	25	100	97	97	100	97	69	71.1	53	50	94.3	19	19	100	75	58	77.3	19	15	78.9	19	11	57.9
	RUSTENBURG HIGH SCHOOL	2019	9152153	4	55	54	98.2				120	102	85	29	27	93.1	274	274	100	31	30	96.8				143	136	95.1	139	137	98.6	135	114	84.4	94	88	93.6
	RUSTENBURG HIGH SCHOOL	2018	9152153	4	77	77	100				117	93	79.5	38	35	92.1	280	280	100	24	24	100				141	137	97.2	136	135	99.3	144	141	97.9	106	89	84
	RUSTENBURG OPVOEDKUNDIGE KOLLEGE	2019	9152154	99	8	8	100				27	26	96.3	8	8	100										14	14	100	21	21	100	21	20	95.2	14	14	100
	RUSTENBURG OPVOEDKUNDIGE KOLLEGE	2018	9152154	99	11	11	100				28	27	96.4	18	18	100										19	19	100	20	20	100	18	18	100	10	10	100
	SEDIBELO SECONDARY SCHOOL	2019	9132236	3	10	10	100				10	10	100	10	10	100	73	73	100	60	59	98.3				59	46	78	60	60	100	10	10	100	10	10	100

Province Districts	Centre Name	Year	Centre Number	Quintile	Subject Description																																	
					Accounting			Agricultural Sciences			Business Studies			Economics			English First Additional Language			Geography			History			Life Sciences			Mathematical Literacy			Mathematics			Physical Sciences			
					Total Wrote	Achieved 30 - 100%	% Achieved at 30% and Above	Total Wrote	Achieved 30 - 100%	% Achieved at 30% and Above	Total Wrote	Achieved 30 - 100%	% Achieved at 30% and Above	Total Wrote	Achieved 30 - 100%	% Achieved at 30% and Above	Total Wrote	Achieved 30 - 100%	% Achieved at 30% and Above	Total Wrote	Achieved 30 - 100%	% Achieved at 30% and Above	Total Wrote	Achieved 30 - 100%	% Achieved at 30% and Above	Total Wrote	Achieved 30 - 100%	% Achieved at 30% and Above	Total Wrote	Achieved 30 - 100%	% Achieved at 30% and Above	Total Wrote	Achieved 30 - 100%	% Achieved at 30% and Above				
BOJANALA	SEDIBELO SECONDARY SCHOOL	2018	9132236	3	13	7	53.8				14	12	85.7	14	11	78.6	120	120	100	99	97	98				99	77	77.8	92	85	92.4	21	17	81	17	14	82.4	
	SEFUTSWELO HIGH SCHOOL	2019	9132159	3	2	2	100				14	12	85.7	14	12	85.7	59	48	81.4	27	25	92.6	31	25	80.6	12	8	66.7	35	28	80	9	2	22.2	9	7	77.8	
	SEFUTSWELO HIGH SCHOOL	2018	9132159	3	10	6	60				10	9	90	32	22	68.8	34	33	97.1	24	16	66.7	22	20	90.9	2	2	100	32	24	75	2	2	100	2	2	100	
	SEKETE IV HIGH SCHOOL	2019	9152162	4	7	7	100				60	44	73.3	16	15	93.8	146	146	100	86	43	50	41	37	90.2	45	28	62.2	94	68	72.3	52	20	38.5	45	27	60	
	SEKETE IV HIGH SCHOOL	2018	9152162	4	6	6	100				70	25	35.7	13	13	100	172	172	100	82	47	57.3	44	43	97.7	58	51	87.9	108	54	50	64	22	34.4	58	49	84.5	
	SEKITLA HIGH SCHOOL	2019	9121202	3	9	8	88.9	38	32	84.2	10	7	70	9	9	100	85	84	98.8	24	23	95.8	22	22	100	22	22	100	40	32	80	22	11	50	22	22	100	
	SEKITLA HIGH SCHOOL	2018	9121202	3	12	8	66.7	17	12	70.6	15	6	40	12	11	91.7	83	83	100	28	22	78.6	11	10	90.9	30	21	70	47	34	72.3	8	4	50	8	8	100	
	SEMETSА SECONDARY SCHOOL	2019	9132163	3													22	22	100	22	22	100				22	21	95.5	22	21	95.5							
	SEMETSА SECONDARY SCHOOL	2018	9132163	3													44	44	100	34	24	70.6				36	31	86.1	30	23	76.7	6	6	100	6	5	83.3	
	SEMPAPA SECONDARY SCHOOL	2019	9121204	3	23	19	82.6				11	9	81.8	12	7	58.3	75	75	100	51	36	70.6	45	43	95.6	36	21	58.3	53	42	79.2	19	12	63.2	14	9	64.3	
	SEMPAPA SECONDARY SCHOOL	2018	9121204	3	25	20	80				25	18	72	25	22	88	70	70	100	45	25	55.6	45	40	88.9				59	44	74.6	11	5	45.5				
	SEWAGODIMO TECH AND COMM HIGH	2019	9132166	1	9	9	100				10	10	100				42	42	100										8	7	87.5	18	7	38.9	10	10	100	
	SEWAGODIMO TECH AND COMM HIGH	2018	9132166	1	6	6	100				6	6	100				37	37	100										6	6	100	13	11	84.6	13	13	100	



Province Districts	Centre Name	Year	Centre Number	Quintile	Subject Description																																
					Accounting			Agricultural Sciences			Business Studies			Economics			English First Additional Language			Geography			History			Life Sciences			Mathematical Literacy			Mathematics			Physical Sciences		
					Total Wrote	Achieved 30 - 100%	% Achieved at 30% and Above	Total Wrote	Achieved 30 - 100%	% Achieved at 30% and Above	Total Wrote	Achieved 30 - 100%	% Achieved at 30% and Above	Total Wrote	Achieved 30 - 100%	% Achieved at 30% and Above	Total Wrote	Achieved 30 - 100%	% Achieved at 30% and Above	Total Wrote	Achieved 30 - 100%	% Achieved at 30% and Above	Total Wrote	Achieved 30 - 100%	% Achieved at 30% and Above	Total Wrote	Achieved 30 - 100%	% Achieved at 30% and Above	Total Wrote	Achieved 30 - 100%	% Achieved at 30% and Above	Total Wrote	Achieved 30 - 100%	% Achieved at 30% and Above			
BOJANALA	THABA-MORULA HIGH SCHOOL	2018	9111216	3	6	4	66.7				18	14	77.8	17	16	94.1	69	69	100	48	38	79.2	27	21	77.8	22	18	81.8	53	33	62.3	16	8	50	15	12	80
	THEBE-YA-TLHAJWA SECONDARY SCHOOL	2019	9132175	1							47	40	85.1	24	21	87.5	53	53	100	53	45	84.9	23	23	100	6	6	100	47	35	74.5	6	3	50	6	5	83.3
	THEBE-YA-TLHAJWA SECONDARY SCHOOL	2018	9132175	1							51	42	82.4	30	29	96.7	66	66	100	66	56	84.8	21	21	100	15	15	100	51	44	86.3	15	11	73.3	15	15	100
	THETHE HIGH SCHOOL	2019	9152177	3				21	21	100	63	53	84.1	20	17	85	101	101	100	74	62	83.8				33	28	84.8	68	62	91.2	30	30	100	26	23	88.5
	THETHE HIGH SCHOOL	2018	9152177	3				21	21	100	78	62	79.5	67	54	80.6	144	144	100	113	91	80.5	33	28	84.8	25	24	96	114	82	71.9	22	22	100	18	15	83.3
	THULARE HIGH SCHOOL	2019	9121221	3	42	28	66.7	11	9	81.8	20	15	75	17	7	41.2	61	61	100	40	37	92.5				27	15	55.6	28	28	100	23	16	69.6	23	18	78.3
	THULARE HIGH SCHOOL	2018	9121221	3	88	48	54.5	14	6	42.9	56	34	60.7	46	16	34.8	124	124	100	57	41	71.9				43	29	67.4	63	47	74.6	45	33	73.3	42	26	61.9
	THUTO-KITSO RUSTENBURG CORR SERVICE	2019	9152155	3				9	4	44.4	9	7	77.8				15	15	100	15	11	73.3	6	6	100				13	11	84.6	2	1	50			
	THUTO-KITSO RUSTENBURG CORR SERVICE	2018	9152155	3	5	2	40	5	5	100	5	5	100	5	5	100	10	10	100							5	5	100	5	5	100	5	1	20	5	5	100
	THUTO-PELE HIGH SCHOOL	2019	9111223	3	26	17	65.4				29	19	65.5	36	24	66.7	171	171	100	89	76	85.4	47	44	93.6	72	57	79.2	72	68	94.4	42	33	78.6	40	28	70
	THUTO-PELE HIGH SCHOOL	2018	9111223	3	16	13	81.3				31	23	74.2	30	28	93.3	110	110	100	73	69	94.5	28	26	92.9	47	43	91.5	63	49	77.8	35	28	80	34	33	97.1
TIDIMANE SECONDARY SCHOOL	2019	9132237	3	10	10	100				10	10	100	20	12	60	46	46	100	37	32	86.5	17	17	100	27	23	85.2	27	27	100	20	14	70	20	15	75	



Province Districts	Centre Name	Year	Centre Number	Quintile	Subject Description																																
					Accounting			Agricultural Sciences			Business Studies			Economics			English First Additional Language			Geography			History			Life Sciences			Mathematical Literacy			Mathematics			Physical Sciences		
					Total Wrote	Achieved 30 - 100%	% Achieved at 30% and Above	Total Wrote	Achieved 30 - 100%	% Achieved at 30% and Above	Total Wrote	Achieved 30 - 100%	% Achieved at 30% and Above	Total Wrote	Achieved 30 - 100%	% Achieved at 30% and Above	Total Wrote	Achieved 30 - 100%	% Achieved at 30% and Above	Total Wrote	Achieved 30 - 100%	% Achieved at 30% and Above	Total Wrote	Achieved 30 - 100%	% Achieved at 30% and Above	Total Wrote	Achieved 30 - 100%	% Achieved at 30% and Above	Total Wrote	Achieved 30 - 100%	% Achieved at 30% and Above	Total Wrote	Achieved 30 - 100%	% Achieved at 30% and Above			
BOJANALA	TIDIMANE SECONDARY SCHOOL	2018	9132237	3	12	10	83.3				12	9	75	12	11	91.7	75	75	100	60	39	65	42	42	100	61	32	52.5	42	26	61.9	33	10	30.3	20	12	60
	TIRELONG SECONDARY SCHOOL	2019	9152180	3							24	22	91.7				34	34	100	15	15	100	19	19	100	34	24	70.6	24	19	79.2	10	8	80	10	10	100
	TIRELONG SECONDARY SCHOOL	2018	9152180	3							22	16	72.7				30	30	100	13	11	84.6	17	16	94.1	30	19	63.3	22	18	81.8	8	8	100	8	7	87.5
	TLHABANE TECH AND COMM HIGH SCHOOL	2019	9152182	4													193	193	100													51	34	66.7	51	33	64.7
	TLHABANE TECH AND COMM HIGH SCHOOL	2018	9152182	4													151	151	100							16	11	68.8				48	22	45.8	48	22	45.8
	TSHAILE HIGH SCHOOL	2019	9132184	3													34	34	100	34	34	100	25	25	100	34	27	79.4	25	21	84	9	4	44.4	9	9	100
	TSHAILE HIGH SCHOOL	2018	9132184	3													32	32	100	32	28	87.5	23	18	78.3	32	27	84.4	23	16	69.6	9	6	66.7	9	8	88.9
	TSHEPAGALANG HIGH SCHOOL	2019	9111231	99	7	7	100				7	7	100	7	7	100	103	103	100	90	78	86.7	57	55	96.5	88	61	69.3	75	60	80	19	17	89.5	28	18	64.3
	TSHEPAGALANG HIGH SCHOOL	2018	9111231	99	12	9	75				13	11	84.6	13	13	100	74	74	100	61	53	86.9	32	30	93.8	56	32	57.1	45	35	77.8	19	14	73.7	29	17	58.6
	TSHOMANKANE HIGH SCHOOL	2019	9132043	1	4	2	50				9	8	88.9	8	6	75	24	24	100	16	13	81.3				15	10	66.7	11	9	81.8	12	6	50	6	6	100
	TSHOMANKANE HIGH SCHOOL	2018	9132043	1													26	26	100	25	11	44				22	15	68.2	15	6	40	7	4	57.1	6	4	66.7
	TSHUKUDU HIGH SCHOOL	2019	9152187	3	22	19	86.4				33	32	97				101	101	100	79	68	86.1	27	27	100	40	32	80	51	40	78.4	47	32	68.1	39	35	89.7
	TSHUKUDU HIGH SCHOOL	2018	9152187	3	11	11	100				55	47	85.5				129	129	100	118	84	71.2	45	38	84.4	29	26	89.7	100	66	66	29	18	62.1	29	21	72.4



Province Districts	Centre Name	Year	Centre Number	Quintile	Subject Description																																
					Accounting			Agricultural Sciences			Business Studies			Economics			English First Additional Language			Geography			History			Life Sciences			Mathematical Literacy			Mathematics			Physical Sciences		
					Total Wrote	Achieved 30 - 100%	% Achieved at 30% and Above	Total Wrote	Achieved 30 - 100%	% Achieved at 30% and Above	Total Wrote	Achieved 30 - 100%	% Achieved at 30% and Above	Total Wrote	Achieved 30 - 100%	% Achieved at 30% and Above	Total Wrote	Achieved 30 - 100%	% Achieved at 30% and Above	Total Wrote	Achieved 30 - 100%	% Achieved at 30% and Above	Total Wrote	Achieved 30 - 100%	% Achieved at 30% and Above	Total Wrote	Achieved 30 - 100%	% Achieved at 30% and Above	Total Wrote	Achieved 30 - 100%	% Achieved at 30% and Above	Total Wrote	Achieved 30 - 100%	% Achieved at 30% and Above			
BOJANALA	TSOGO SECONDARY SCHOOL	2019	9111237	3	33	27	81.8				54	46	85.2	20	20	100	130	130	100	53	53	100	47	47	100	69	60	87	58	55	94.8	66	56	84.8	36	35	97.2
	TSOGO SECONDARY SCHOOL	2018	9111237	3	20	16	80				17	15	88.2	14	14	100	130	130	100	106	101	95.3	78	78	100	74	70	94.6	48	44	91.7	82	48	58.5	38	36	94.7
	TSWAIDI HIGH SCHOOL	2019	9132189	3	13	8	61.5				16	11	68.8	16	14	87.5	74	74	100	48	37	77.1				36	21	58.3	50	45	90	11	7	63.6	9	8	88.9
	TSWAIDI HIGH SCHOOL	2018	9132189	3	14	7	50				15	7	46.7	15	14	93.3	68	68	100	55	42	76.4				33	22	66.7	40	21	52.5	29	6	20.7	14	8	57.1
	UTSANE HIGH SCHOOL	2019	9121241	3													58	58	100	54	37	68.5	40	36	90	17	16	94.1	38	36	94.7	14	8	57.1	14	12	85.7
	UTSANE HIGH SCHOOL	2018	9121241	3										3	2	66.7	58	58	100	50	41	82	33	32	97	26	21	80.8	39	27	69.2	13	11	84.6	14	11	78.6
	WAGPOS HIGH SCHOOL	2019	9111242	4	4	4	100	32	32	100							149	149	100							34	34	100	67	67	100	43	43	100	27	25	92.6
	WAGPOS HIGH SCHOOL	2018	9111242	4	8	8	100	39	39	100							147	147	100							38	38	100	78	77	98.7	38	34	89.5	33	30	90.9
	ZACHARIA MANKGATLENG SECONDARY	2019	9121244	2													67	67	100	50	46	92	15	14	93.3	50	28	56	39	36	92.3	15	7	46.7	16	10	62.5
	ZACHARIA MANKGATLENG SECONDARY	2018	9121244	2													82	82	100	77	50	64.9	44	42	95.5	80	27	33.8	75	51	68						
	ZINNIIVILLE SECONDARY	2019	9152191	4	17	17	100				50	33	66							28	28	100	34	34	100	62	52	83.9	57	57	100	42	42	100	39	37	94.9
	ZINNIIVILLE SECONDARY	2018	9152191	4	10	10	100				53	40	75.5							36	36	100	21	21	100	43	40	93	53	53	100	25	25	100	24	24	100





Province Districts	Centre Name	Year	Centre Number	Quintile	Subject Description																																
					Accounting			Agricultural Sciences			Business Studies			Economics			English First Additional Language			Geography			History			Life Sciences			Mathematical Literacy			Mathematics			Physical Sciences		
					Total Wrote	Achieved 30 - 100%	% Achieved at 30% and Above	Total Wrote	Achieved 30 - 100%	% Achieved at 30% and Above	Total Wrote	Achieved 30 - 100%	% Achieved at 30% and Above	Total Wrote	Achieved 30 - 100%	% Achieved at 30% and Above	Total Wrote	Achieved 30 - 100%	% Achieved at 30% and Above	Total Wrote	Achieved 30 - 100%	% Achieved at 30% and Above	Total Wrote	Achieved 30 - 100%	% Achieved at 30% and Above	Total Wrote	Achieved 30 - 100%	% Achieved at 30% and Above	Total Wrote	Achieved 30 - 100%	% Achieved at 30% and Above	Total Wrote	Achieved 30 - 100%	% Achieved at 30% and Above			
DR. K. KAUNDA	FERDINAND POSTMA	2019	9225024	4	13	13	100				35	35	100	8	8	100	56	56	100	33	33	100				53	51	96.2	32	32	100	63	63	100	49	49	100
	FERDINAND POSTMA	2018	9225024	4	20	20	100				30	30	100	4	4	100	43	43	100	23	23	100				44	43	97.7	25	25	100	62	62	100	48	47	97.9
	GAENTHONE SECONDARY SCHOOL	2019	9215026	3	8	8	100	14	11	78.6	9	9	100	8	8	100	72	72	100	13	13	100	29	27	93.1	27	22	81.5	28	28	100	18	8	44.4	11	6	54.5
	GAENTHONE SECONDARY SCHOOL	2018	9215026	3	6	2	33.3	14	6	42.9	6	5	83.3	6	6	100	69	68	98.6	29	25	86.2	32	30	93.8	35	23	65.7	37	30	81.1	19	3	15.8	8	7	87.5
	GATELAPELE SECONDARY SCHOOL	2019	9205028	3	4	4	100				6	5	83.3	4	4	100	210	209	99.5	196	95	48.5	103	99	96.1	84	45	53.6	99	88	88.9	31	12	38.7	26	19	73.1
	GATELAPELE SECONDARY SCHOOL	2018	9205028	3	5	5	100				7	5	71.4	6	6	100	159	157	98.7	100	66	66	82	78	95.1	59	41	69.5	81	65	80.2	31	18	58.1	26	21	80.8
	H T S KLERKSDORP	2019	9215031	4	29	24	82.8				138	97	70.3													75	58	77.3	89	84	94.4	95	72	75.8	61	57	93.4
	H T S KLERKSDORP	2018	9215031	4	25	22	88				116	73	62.9													96	85	88.5	84	79	94	90	90	100	60	49	81.7
	H T S POTCHEFSTROOM	2019	9225032	4	15	13	86.7				30	17	56.7													38	32	84.2	23	21	91.3	70	59	84.3	61	35	57.4
	H T S POTCHEFSTROOM	2018	9225032	4	12	11	91.7				28	21	75				6	6	100							37	36	97.3	22	22	100	63	62	98.4	57	52	91.2
	HO&R VOLKSKOOL	2019	9225034	4	20	20	100				41	35	85.4	12	10	83.3	147	147	100	35	34	97.1	26	26	100	57	57	100	67	67	100	74	67	90.5	35	35	100
	HO&R VOLKSKOOL	2018	9225034	4	20	20	100				85	69	81.2	28	28	100	198	198	100	37	36	97.3	34	32	94.1	75	73	97.3	112	108	96.4	73	67	91.8	38	37	97.4
	KANANA SEC SCHOOL	2019	9215042	2	6	6	100				32	29	90.6	7	6	85.7	75	75	100	23	21	91.3	24	24	100	23	13	56.5	54	43	79.6	11	7	63.6	7	7	100
	KANANA SEC SCHOOL	2018	9215042	2	7	5	71.4				17	14	82.4	5	4	80	142	141	99.3	81	51	63	76	75	98.7	81	26	32.1	110	51	46.4	16	7	43.8	12	11	91.7
	KLERKSDORP HIGH SCHOOL	2019	9215051	5	17	17	100	28	28	100	61	50	82	39	37	94.9	168	168	100	52	52	100				64	62	96.9	109	108	99.1	59	58	98.3	37	37	100
	KLERKSDORP HIGH SCHOOL	2018	9215051	5	16	16	100	28	26	92.9	41	29	70.7	18	18	100	134	134	100	38	38	100				63	61	96.8	79	78	98.7	53	53	100	41	41	100

Province Districts	Centre Name	Year	Centre Number	Quintile	Subject Description																																		
					Accounting			Agricultural Sciences			Business Studies			Economics			English First Additional Language			Geography			History			Life Sciences			Mathematical Literacy			Mathematics			Physical Sciences				
					Total Wrote	Achieved 30 - 100%	% Achieved at 30% and Above	Total Wrote	Achieved 30 - 100%	% Achieved at 30% and Above	Total Wrote	Achieved 30 - 100%	% Achieved at 30% and Above	Total Wrote	Achieved 30 - 100%	% Achieved at 30% and Above	Total Wrote	Achieved 30 - 100%	% Achieved at 30% and Above	Total Wrote	Achieved 30 - 100%	% Achieved at 30% and Above	Total Wrote	Achieved 30 - 100%	% Achieved at 30% and Above	Total Wrote	Achieved 30 - 100%	% Achieved at 30% and Above	Total Wrote	Achieved 30 - 100%	% Achieved at 30% and Above	Total Wrote	Achieved 30 - 100%	% Achieved at 30% and Above					
DR. K. KAUNDA	KLERKSDORP SECONDARY	2019	9215053	4	8	7	87.5				35	25	71.4	25	20	80				31	23	74.2	30	30	100	20	18	90	50	46	92	6	6	100	18	12	66.7		
	KLERKSDORP SECONDARY	2018	9215053	4	8	5	62.5				31	13	41.9	29	14	48.3				22	20	90.9	15	15	100	16	16	100	41	33	80.5	4	4	100	14	8	57.1		
	LERUNTSE-LESEDI SEC SCHOOL	2019	9205060	3	6	6	100				12	12	100	12	9	75	107	107	100	91	62	68.1	91	87	95.6	41	26	63.4	92	79	85.9	11	6	54.5	5	5	100		
	LERUNTSE-LESEDI SEC SCHOOL	2018	9205060	3	3	3	100				4	4	100	4	3	75	55	55	100	56	29	51.8	52	52	100	13	7	53.8	50	32	64	5	1	20	2	2	100		
	LETLHASEDI COMBINED SCHOOL	2019	9215062	1				10	9	90									27	27	100	27	22	81.5				17	9	52.9	23	20	87	6	5	83.3			
	LETLHASEDI COMBINED SCHOOL	2018	9215062	1				4	4	100									25	25	100	25	20	80				21	19	90.5	25	21	84						
	MAITEMOGELO SEC SCHOOL	2019	9205182	3	6	6	100				13	13	100	14	8	57.1	93	93	100	61	50	82	69	58	84.1	24	21	87.5	51	30	58.8	12	8	66.7	7	7	100		
	MAITEMOGELO SEC SCHOOL	2018	9205182	3	4	4	100				7	5	71.4	5	5	100	88	88	100	65	47	72.3	70	60	85.7	27	25	92.6	56	35	62.5	14	8	57.1	11	10	90.9		
	MATLHALENG HIGH SCHOOL	2019	9215068	2	7	6	85.7				27	27	100	7	7	100	148	148	100	104	76	73.1	119	92	77.3	81	41	50.6	81	56	69.1	19	8	42.1	13	13	100		
	MATLHALENG HIGH SCHOOL	2018	9215068	2	6	4	66.7				23	14	60.9	3	3	100	103	103	100	95	69	72.6	69	66	95.7	71	36	50.7	63	35	55.6	16	12	75	14	13	92.9		
	MATLOSANE SEN SEC SCHOOL	2019	9215069	3	18	16	88.9				34	30	88.2	22	19	86.4	128	128	100	83	76	91.6	41	41	100	40	39	97.5	81	68	84	47	34	72.3	25	21	84		
	MATLOSANE SEN SEC SCHOOL	2018	9215069	3	8	6	75				12	11	91.7	9	8	88.9	105	105	100	83	77	92.8	59	59	100	48	48	100	76	50	65.8	29	20	69	17	17	100		
MILNER HIGH SCHOOL	2019	9215071	4	12	12	100				77	68	88.3							72	66	91.7				52	49	94.2	58	57	98.3	64	39	60.9	34	32	94.1			







Province Districts	Centre Name	Year	Centre Number	Quintile	Subject Description																																		
					Accounting			Agricultural Sciences			Business Studies			Economics			English First Additional Language			Geography			History			Life Sciences			Mathematical Literacy			Mathematics			Physical Sciences				
					Total Wrote	Achieved 30 - 100%	% Achieved at 30% and Above	Total Wrote	Achieved 30 - 100%	% Achieved at 30% and Above	Total Wrote	Achieved 30 - 100%	% Achieved at 30% and Above	Total Wrote	Achieved 30 - 100%	% Achieved at 30% and Above	Total Wrote	Achieved 30 - 100%	% Achieved at 30% and Above	Total Wrote	Achieved 30 - 100%	% Achieved at 30% and Above	Total Wrote	Achieved 30 - 100%	% Achieved at 30% and Above	Total Wrote	Achieved 30 - 100%	% Achieved at 30% and Above	Total Wrote	Achieved 30 - 100%	% Achieved at 30% and Above	Total Wrote	Achieved 30 - 100%	% Achieved at 30% and Above					
DR. K. KAUNDA	POTCHEFSTROOM GIMNASIUM	2018	9225098	4	48	48	100				53	47	88.7	21	21	100	166	166	100	46	46	100				91	91	100	69	69	100	122	121	99.2	102	101	99		
	POTCHEFSTROOM GIRLS HIGH	2019	9225099	4	17	17	100				34	34	100							14	14	100				37	37	100	23	23	100	51	50	98	35	35	100		
	POTCHEFSTROOM GIRLS HIGH	2018	9225099	4	32	32	100				51	49	96.1							23	23	100				41	41	100	31	31	100	72	70	97.2	37	37	100		
	POTCHEFSTROOM SECONDARY	2019	9225100	3	7	5	71.4				47	29	61.7												50	50	100	57	39	68.4	49	46	93.9	16	16	100	15	15	100
	POTCHEFSTROOM SECONDARY	2018	9225100	3	9	8	88.9				58	43	74.1												61	61	100	55	45	81.8	53	53	100	17	15	88.2	16	10	62.5
	PROMOSA SECONDARY SCHOOL	2019	9225104	3	6	6	100				15	13	86.7	11	9	81.8	22	22	100	78	51	65.4	72	57	79.2	63	31	49.2	64	46	71.9	21	7	33.3	18	15	83.3		
	PROMOSA SECONDARY SCHOOL	2018	9225104	3	11	7	63.6				32	14	43.8	13	11	84.6	26	26	100	74	55	74.3	85	77	90.6	82	47	57.3	87	59	67.8	20	7	35	16	7	43.8		
	REABONA SECONDARY SCHOOL	2019	9205106	3	3	3	100				3	3	100	2	2	100	83	83	100	53	47	88.7	37	33	89.2	30	20	66.7	45	36	80	8	4	50	6	6	100		
	REABONA SECONDARY SCHOOL	2018	9205106	3	4	4	100				4	4	100	4	4	100	102	102	100	83	62	74.7	44	42	95.5	40	26	65	72	32	44.4	18	12	66.7	13	10	76.9		
	REGOROGILE COMBINED SCHOOL	2019	9225107	3													10	10	100	9	9	100	8	8	100	8	8	100	7	7	100	2	2	100	2	1	50		
	REGOROGILE COMBINED SCHOOL	2018	9225107	3													5	5	100	5	4	80	4	4	100	5	4	80	4	1	25	1	1	100	1	1	100		
	RESOLOFETSE SECONDARY SCHOOL	2019	9225108	4	9	5	55.6	25	20	80	7	5	71.4	5	5	100	61	61	100	37	35	94.6				19	13	68.4	46	35	76.1	6	4	66.7	5	5	100		

Province Districts	Centre Name	Year	Centre Number	Quintile	Subject Description																																
					Accounting			Agricultural Sciences			Business Studies			Economics			English First Additional Language			Geography			History			Life Sciences			Mathematical Literacy			Mathematics			Physical Sciences		
					Total Wrote	Achieved 30 - 100%	% Achieved at 30% and Above	Total Wrote	Achieved 30 - 100%	% Achieved at 30% and Above	Total Wrote	Achieved 30 - 100%	% Achieved at 30% and Above	Total Wrote	Achieved 30 - 100%	% Achieved at 30% and Above	Total Wrote	Achieved 30 - 100%	% Achieved at 30% and Above	Total Wrote	Achieved 30 - 100%	% Achieved at 30% and Above	Total Wrote	Achieved 30 - 100%	% Achieved at 30% and Above	Total Wrote	Achieved 30 - 100%	% Achieved at 30% and Above	Total Wrote	Achieved 30 - 100%	% Achieved at 30% and Above	Total Wrote	Achieved 30 - 100%	% Achieved at 30% and Above			
DR. K. KAUNDA	RESOLOFETSE SECONDARY SCHOOL	2018	9225108	4	19	2	10.5	32	25	78.1	10	3	30	10	4	40	61	61	100	29	25	86.2				30	23	76.7	36	26	72.2	19	4	21.1	14	9	64.3
	SCHOONSPRUIT HIGH SCHOOL	2019	9215110	4	9	9	100	1	1	100	53	28	52.8				136	136	100	42	42	100				19	15	78.9	79	74	93.7	24	23	95.8	17	16	94.1
	SCHOONSPRUIT HIGH SCHOOL	2018	9215110	4	21	21	100				61	45	73.8				143	143	100	42	42	100				31	29	93.5	73	72	98.6	42	39	92.9	25	21	84
	SEIPHEMELO SECONDARY SCHOOL	2019	9225116	3	12	9	75	33	32	97	29	21	72.4	13	9	69.2	97	96	99	53	44	83	26	19	73.1	41	35	85.4	62	52	83.9	25	9	36	12	11	91.7
	SEIPHEMELO SECONDARY SCHOOL	2018	9225116	3	16	14	87.5	11	11	100	29	22	75.9	11	10	90.9	85	85	100	34	29	85.3	31	31	100	15	15	100	50	32	64	21	12	57.1	7	6	85.7
	STILFONTEIN HIGH SCHOOL	2019	9215118	4							50	38	76				23	23	100	15	14	93.3				19	13	68.4	57	54	94.7	9	5	55.6	6	6	100
	STILFONTEIN HIGH SCHOOL	2018	9215118	4							57	26	45.6				19	19	100	18	17	94.4				26	24	92.3	67	57	85.1	13	12	92.3	11	10	90.9
	THUTO THEBE SECONDARY SCHOOL	2019	9215125	3	4	3	75				14	7	50	5	5	100	50	50	100	31	26	83.9	32	27	84.4	26	16	61.5	21	15	71.4	13	1	7.7	9	6	66.7
	THUTO THEBE SECONDARY SCHOOL	2018	9215125	3	17	3	17.6				18	15	83.3	20	18	90	136	129	94.9	91	39	42.9	71	44	62	77	33	42.9	59	25	42.4	8	2	25	9	1	11.1
	THUTO-BOSWA SECONDARY SCHOOL	2019	9225126	3	1	1	100	41	37	90.2	1	1	100	3	1	33.3	137	137	100	92	78	84.8	77	75	97.4	59	42	71.2	70	61	87.1	26	10	38.5	30	26	86.7
	THUTO-BOSWA SECONDARY SCHOOL	2018	9225126	3	4	1	25	70	48	68.6	3	3	100	5	3	60	142	142	100	119	93	78.2	66	61	92.4	76	53	69.7	92	58	63	26	12	46.2	28	24	85.7
THUTO-TSEBO SECONDARY SCHOOL	2019	9215129	2	6	6	100				58	54	93.1	29	24	82.8	104	104	100	49	42	85.7	37	36	97.3	40	27	67.5	46	42	91.3	19	17	89.5	15	14	93.3	

Province Districts	Centre Name	Year	Centre Number	Quintile	Subject Description																																
					Accounting			Agricultural Sciences			Business Studies			Economics			English First Additional Language			Geography			History			Life Sciences			Mathematical Literacy			Mathematics			Physical Sciences		
					Total Wrote	Achieved 30 - 100%	% Achieved at 30% and Above	Total Wrote	Achieved 30 - 100%	% Achieved at 30% and Above	Total Wrote	Achieved 30 - 100%	% Achieved at 30% and Above	Total Wrote	Achieved 30 - 100%	% Achieved at 30% and Above	Total Wrote	Achieved 30 - 100%	% Achieved at 30% and Above	Total Wrote	Achieved 30 - 100%	% Achieved at 30% and Above	Total Wrote	Achieved 30 - 100%	% Achieved at 30% and Above	Total Wrote	Achieved 30 - 100%	% Achieved at 30% and Above	Total Wrote	Achieved 30 - 100%	% Achieved at 30% and Above	Total Wrote	Achieved 30 - 100%	% Achieved at 30% and Above			
DR. K. KAUNDA	THUTO-TSEBO SECONDARY SCHOOL	2018	9215129	2	1	1	100				39	36	92.3	19	16	84.2	83	83	100	46	45	97.8	26	25	96.2	57	51	89.5	52	44	84.6	25	23	92	31	21	67.7
	TIRAGALO SECONDARY SCHOOL	2019	9205131	3	13	13	100	34	33	97.1	17	16	94.1	17	16	94.1	65	65	100	27	26	96.3	11	11	100	42	39	92.9	21	19	90.5	37	4	10.8	19	11	57.9
	TIRAGALO SECONDARY SCHOOL	2018	9205131	3	6	0	0	61	46	75.4	14	4	28.6	13	12	92.3	109	109	100	53	40	75.5	26	22	84.6	58	54	93.1	42	33	78.6	20	7	35	19	16	84.2
	TLOKWE SECONDARY SCHOOL	2019	9225133	3	6	2	33.3	16	10	62.5	6	6	100	6	6	100	114	114	100	64	52	81.3	50	47	94	89	23	25.8	81	68	84	29	14	48.3	25	9	36
	TLOKWE SECONDARY SCHOOL	2018	9225133	3	4	3	75	15	11	73.3	5	3	60	6	4	66.7	155	155	100	98	67	68.4	65	62	95.4	137	70	51.1	118	81	68.6	37	21	56.8	33	14	42.4
	TSAMMA SECONDARY SCHOOL	2019	9215134	3	9	6	66.7				26	19	73.1	24	21	87.5	68	68	100	59	53	89.8	26	26	100	41	39	95.1	40	38	95	24	7	29.2	19	19	100
	TSAMMA SECONDARY SCHOOL	2018	9215134	3	2	2	100				17	13	76.5	17	15	88.2	54	54	100	52	46	88.5	28	28	100	37	37	100	43	39	90.7	11	6	54.5	9	9	100
	TSHEBEDISANO SECONDARY SCHOOL	2019	9215135	3	44	11	25	33	27	81.8	111	64	57.7	103	46	44.7	224	220	98.2	38	30	78.9	79	55	69.6	65	47	72.3	54	29	53.7	96	9	9.4	56	8	14.3
	TSHEBEDISANO SECONDARY SCHOOL	2018	9215135	3	23	16	69.6	24	21	87.5	73	44	60.3	70	48	68.6	157	157	100	58	45	77.6	69	67	97.1	79	55	69.6	68	26	38.2	69	15	21.7	48	13	27.1
	TSHEDIMOSETSO SECONDARY SCHOOL	2019	9215136	3	3	3	100				22	18	81.8	21	7	33.3	118	118	100	56	47	83.9	47	46	97.9	52	37	71.2	73	57	78.1	12	10	83.3	10	8	80
	TSHEDIMOSETSO SECONDARY SCHOOL	2018	9215136	3	4	3	75				24	18	75	24	15	62.5	133	133	100	69	48	69.6	41	41	100	80	44	55	95	62	65.3	17	11	64.7	14	12	85.7
VAAL REEFS TECHNICAL HIGH SCHOOL	2019	9215142	3	9	5	55.6				40	29	72.5	20	10	50	157	157	100							49	33	67.3	28	19	67.9	76	35	46.1	65	40	61.5	

Province Districts	Centre Name	Year	Centre Number	Quintile	Subject Description																																		
					Accounting			Agricultural Sciences			Business Studies			Economics			English First Additional Language			Geography			History			Life Sciences			Mathematical Literacy			Mathematics			Physical Sciences				
					Total Wrote	Achieved 30 - 100%	% Achieved at 30% and Above	Total Wrote	Achieved 30 - 100%	% Achieved at 30% and Above	Total Wrote	Achieved 30 - 100%	% Achieved at 30% and Above	Total Wrote	Achieved 30 - 100%	% Achieved at 30% and Above	Total Wrote	Achieved 30 - 100%	% Achieved at 30% and Above	Total Wrote	Achieved 30 - 100%	% Achieved at 30% and Above	Total Wrote	Achieved 30 - 100%	% Achieved at 30% and Above	Total Wrote	Achieved 30 - 100%	% Achieved at 30% and Above	Total Wrote	Achieved 30 - 100%	% Achieved at 30% and Above	Total Wrote	Achieved 30 - 100%	% Achieved at 30% and Above					
DR. K. KAUNDA	VAAL REEFS TECHNICAL HIGH SCHOOL	2018	9215142	3	11	5	45.5				44	30	68.2	20	15	75	176	176	100								45	38	84.4	21	10	47.6	89	43	48.3	68	30	44.1	
	VENTERSDORP HIGH SCHOOL	2019	9225144	5	1	1	100	4	4	100	1	1	100				8	8	100							1	1	100	8	8	100								
	VENTERSDORP HIGH SCHOOL	2018	9225144	5	3	3	100	5	5	100	3	2	66.7				18	18	100							8	8	100	15	15	100	3	3	100	4	4	100		
	VUYANIMAWETHU SECONDARY SCHOOL	2019	9215146	3	24	21	87.5	6	6	100	25	18	72	12	10	83.3	100	100	100	54	43	79.6	45	40	88.9	26	26	100	44	22	50	49	13	26.5	23	18	78.3		
	VUYANIMAWETHU SECONDARY SCHOOL	2018	9215146	3	25	20	80	14	10	71.4	24	20	83.3	17	12	70.6	129	129	100	66	38	57.6	53	44	83	31	22	71	46	21	45.7	66	10	15.2	29	15	51.7		
	WESVALIA HIGH SCHOOL	2019	9215149	5	26	26	100	30	30	100	62	59	95.2				153	153	100	29	29	100				47	45	95.7	104	104	100	49	49	100	33	33	100		
	WESVALIA HIGH SCHOOL	2018	9215149	5	29	28	96.6	10	10	100	48	42	87.5	15	15	100	122	122	100	26	26	100	1	1	100	39	39	100	69	69	100	53	52	98.1	40	40	100		
	WOLMARANSSTAD HIGH SCHOOL	2019	9205150	4	11	11	100				23	20	87	20	18	90	66	66	100	24	24	100				20	18	90	36	36	100	19	17	89.5	10	10	100		
	WOLMARANSSTAD HIGH SCHOOL	2018	9205150	4	14	13	92.9				26	21	80.8	26	25	96.2	71	71	100	23	23	100				25	24	96	33	33	100	20	20	100	15	14	93.3		

Province Districts	Centre Name	Year	Centre Number	Quintile	Subject Description																																
					Accounting			Agricultural Sciences			Business Studies			Economics			English First Additional Language			Geography			History			Life Sciences			Mathematical Literacy			Mathematics			Physical Sciences		
					Total Wrote	Achieved 30 - 100%	% Achieved at 30% and Above	Total Wrote	Achieved 30 - 100%	% Achieved at 30% and Above	Total Wrote	Achieved 30 - 100%	% Achieved at 30% and Above	Total Wrote	Achieved 30 - 100%	% Achieved at 30% and Above	Total Wrote	Achieved 30 - 100%	% Achieved at 30% and Above	Total Wrote	Achieved 30 - 100%	% Achieved at 30% and Above	Total Wrote	Achieved 30 - 100%	% Achieved at 30% and Above	Total Wrote	Achieved 30 - 100%	% Achieved at 30% and Above	Total Wrote	Achieved 30 - 100%	% Achieved at 30% and Above	Total Wrote	Achieved 30 - 100%	% Achieved at 30% and Above			
DR. R.S. MOMPATI	BATLHAPING HIGH SCHOOL	2019	9313007	1				52	42	80.8							103	103	100	79	65	82.3	27	25	92.6	103	67	65	69	54	78.3	34	28	82.4	34	34	100
	BATLHAPING HIGH SCHOOL	2018	9313007	1				23	15	65.2							111	111	100	54	50	92.6	36	34	94.4	81	56	69.1	70	49	70	27	23	85.2	26	19	73.1
	BLOEMHOF COMBINED	2019	9355008	4	11	10	90.9				32	20	62.5				10	10	100							25	16	64	33	33	100	10	8	80	8	8	100
	BLOEMHOF COMBINED	2018	9355008	4	13	11	84.6				31	17	54.8				24	24	100							23	20	87	27	26	96.3	21	16	76.2	17	16	94.1
	BOGOSING HIGH SCHOOL	2019	9313011	1	12	6	50				16	11	68.8	42	23	54.8	80	80	100	47	37	78.7	41	34	82.9	7	7	100	55	42	76.4	7	6	85.7	7	7	100
	BOGOSING HIGH SCHOOL	2018	9313011	1	9	4	44.4				9	6	66.7	39	25	64.1	62	61	98.4	47	29	61.7	32	28	87.5	8	8	100	43	25	58.1	8	6	75	8	8	100
	BOPAGANANG PUBLIC SCHOOL	2019	9333017	3				14	11	78.6							117	117	100	41	38	92.7	25	19	76	42	30	71.4	47	35	74.5	25	14	56	25	20	80
	BOPAGANANG PUBLIC SCHOOL	2018	9333017	3				22	9	40.9							112	110	98.2	48	34	70.8	46	28	60.9	49	26	53.1	65	35	53.8	15	9	60	15	12	80
	BORE SECONDARY SCHOOL	2019	9323018	2	14	5	35.7				37	21	56.8	37	19	51.4	78	71	91										62	29	46.8	12	0	0			
	BORE SECONDARY SCHOOL	2018	9323018	2	12	4	33.3				62	21	33.9	50	29	58	111	109	98.2										88	31	35.2	3	0	0			
	BRAY INTERMEDIATE SCHOOL	2019	9323022	1				14	12	85.7							22	21	95.5	21	20	95.2				20	14	70	15	13	86.7	6	5	83.3	6	6	100
	BRAY INTERMEDIATE SCHOOL	2018	9323022	1				18	12	66.7							26	26	100	24	21	87.5				20	14	70	16	13	81.3	4	3	75	4	4	100
	CHOSENG SECONDARY SCHOOL	2019	9313023	1				27	10	37							43	43	100	22	21	95.5	25	25	100	9	9	100	12	11	91.7	9	8	88.9	9	9	100

Province Districts	Centre Name	Year	Centre Number	Quintile	Subject Description																																
					Accounting			Agricultural Sciences			Business Studies			Economics			English First Additional Language			Geography			History			Life Sciences			Mathematical Literacy			Mathematics			Physical Sciences		
					Total Wrote	Achieved 30 - 100%	% Achieved at 30% and Above	Total Wrote	Achieved 30 - 100%	% Achieved at 30% and Above	Total Wrote	Achieved 30 - 100%	% Achieved at 30% and Above	Total Wrote	Achieved 30 - 100%	% Achieved at 30% and Above	Total Wrote	Achieved 30 - 100%	% Achieved at 30% and Above	Total Wrote	Achieved 30 - 100%	% Achieved at 30% and Above	Total Wrote	Achieved 30 - 100%	% Achieved at 30% and Above	Total Wrote	Achieved 30 - 100%	% Achieved at 30% and Above	Total Wrote	Achieved 30 - 100%	% Achieved at 30% and Above	Total Wrote	Achieved 30 - 100%	% Achieved at 30% and Above			
DR. R.S. MOMPATI	CHOSENG SECONDARY SCHOOL	2018	9313023	1				13	7	53.8						47	47	100	31	24	77.4	29	24	82.8	18	15	83.3	28	12	42.9	12	11	91.7	12	12	100	
	CHRISTIANA COMBINED	2019	9355015	4	3	3	100				15	6	40			37	37	100							17	15	88.2	30	30	100	6	4	66.7	4	2	50	
	CHRISTIANA COMBINED	2018	9355015	4	5	5	100				14	5	35.7			24	24	100							10	8	80	19	17	89.5	5	5	100	5	4	80	
	CHRISTIANA SCHOOL FOR THE BLIND	2019	9353234	99							9	8	88.9	9	5	55.6	9	9	100										8	8	100	1	1	100			
	CHRISTIANA SCHOOL FOR THE BLIND	2018	9353234	99							7	7	100	7	7	100	7	7	100									6	6	100							
	COLINDA SECONDARY	2019	9333025	3							23	11	47.8			53	53	100	49	45	91.8	58	45	77.6	33	14	42.4	53	41	77.4	5	3	60	4	1	25	
	COLINDA SECONDARY	2018	9333025	3							49	12	24.5			64	63	98.4	44	31	70.5	67	49	73.1	42	16	38.1	66	35	53							
	DITEHO SECONDARY SCHOOL	2019	9323032	1				42	35	83.3						43	43	100	40	38	95	11	11	100	28	18	64.3	39	37	94.9							
	DITEHO SECONDARY SCHOOL	2018	9323032	1				40	33	82.5						47	47	100	39	38	97.4	8	8	100	33	24	72.7	41	41	100							
	GABOBIDIWE HIGH SCHOOL	2019	9313034	2	5	3	60	46	37	80.4	5	5	100	7	7	100	92	92	100	64	57	89.1	33	32	97	65	47	72.3	59	49	83.1	15	9	60	9	9	100
	GABOBIDIWE HIGH SCHOOL	2018	9313034	2	13	1	7.7	77	46	59.7	13	7	53.8	13	13	100	134	133	99.3	97	52	53.6	38	38	100	114	69	60.5	106	58	54.7	23	20	87	23	21	91.3
	GAOPALELWE SECONDARY SCHOOL	2019	9355027	2							17	11	64.7	17	11	64.7	138	133	96.4	94	72	76.6	80	67	83.8	83	55	66.3	77	65	84.4	30	15	50	30	13	43.3
	GAOPALELWE SECONDARY SCHOOL	2018	9355027	2	21	13	61.9				32	18	56.3	20	18	90	130	130	100	76	72	94.7	55	43	78.2	75	60	80	87	56	64.4	43	31	72.1	43	29	67.4
	HUHUDI HIGH SCHOOL	2019	9323045	2				38	36	94.7						103	103	100	75	73	97.3	35	35	100	72	52	72.2	61	59	96.7	27	18	66.7	27	27	100	



Province Districts	Centre Name	Year	Centre Number	Quintile	Subject Description																																	
					Accounting			Agricultural Sciences			Business Studies			Economics			English First Additional Language			Geography			History			Life Sciences			Mathematical Literacy			Mathematics			Physical Sciences			
					Total Wrote	Achieved 30 - 100%	% Achieved at 30% and Above	Total Wrote	Achieved 30 - 100%	% Achieved at 30% and Above	Total Wrote	Achieved 30 - 100%	% Achieved at 30% and Above	Total Wrote	Achieved 30 - 100%	% Achieved at 30% and Above	Total Wrote	Achieved 30 - 100%	% Achieved at 30% and Above	Total Wrote	Achieved 30 - 100%	% Achieved at 30% and Above	Total Wrote	Achieved 30 - 100%	% Achieved at 30% and Above	Total Wrote	Achieved 30 - 100%	% Achieved at 30% and Above	Total Wrote	Achieved 30 - 100%	% Achieved at 30% and Above	Total Wrote	Achieved 30 - 100%	% Achieved at 30% and Above				
DR. R.S. MOMPATI	HUHUDI HIGH SCHOOL	2018	9323045	2				17	15	88.2							68	67	98.5	37	35	94.6	16	16	100	56	50	89.3	34	32	94.1	20	18	90	20	20	100	
	IPELEGENG HIGH SCHOOL	2019	9345038	3							27	11	40.7	13	11	84.6	99	99	100	59	43	72.9	47	36	76.6	31	20	64.5	71	58	81.7	20	2	10	16	10	62.5	
	IPELEGENG HIGH SCHOOL	2018	9345038	3	5	3	60				10	6	60	11	5	45.5	101	101	100	83	53	63.9	30	24	80	49	43	87.8	66	43	65.2	18	11	61.1	19	16	84.2	
	ITSHOLETSENG SECONDARY SCHOOL	2019	9323053	1				14	10	71.4							14	13	92.9	8	7	87.5				8	7	87.5	8	7	87.5							
	ITSHOLETSENG SECONDARY SCHOOL	2018	9323053	1				20	6	30							25	25	100	22	7	31.8				20	8	40	23	16	69.6							
	ITSHUPENG SECONDARY SCHOOL	2019	9345039	3	7	7	100	68	24	35.3	22	21	95.5	22	21	95.5	148	147	99.3	76	59	77.6	61	39	63.9	58	37	63.8	63	47	74.6	44	20	45.5	42	33	78.6	
	ITSHUPENG SECONDARY SCHOOL	2018	9345039	3	20	2	10	95	29	30.5	29	14	48.3	29	26	89.7	194	194	100	137	59	43.1	111	73	65.8	53	29	54.7	136	78	57.4	52	24	46.2	32	18	56.3	
	JERRY MAHURA SECONDARY SCHOOL	2019	9313054	2	4	4	100	4	4	100	31	29	93.5				54	54	100							31	26	83.9	38	35	92.1	8	3	37.5	4	3	75	
	JERRY MAHURA SECONDARY SCHOOL	2018	9313054	2	17	10	58.8	29	25	86.2	67	57	85.1				93	93	100							57	48	84.2	83	56	67.5	9	8	88.9	9	7	77.8	
	JOHN FRYLINCK SECONDARY SCHOOL	2019	9333233	1	5	4	80				23	10	43.5	12	12	100	86	82	95.3	34	23	67.6	54	39	72.2	39	16	41	49	38	77.6	3	3	100				
	JOHN FRYLINCK SECONDARY SCHOOL	2018	9333233	1	12	11	91.7				22	17	77.3	20	20	100	75	73	97.3	31	16	51.6	46	32	69.6	39	14	35.9	42	23	54.8	12	8	66.7				
	JOSEPH SAKU MIDDLE SCHOOL	2019	9313055	1				24	23	95.8							38	38	100	32	29	90.6	9	9	100	32	32	100	33	31	93.9	5	4	80	5	5	100	
	JOSEPH SAKU MIDDLE SCHOOL	2018	9313055	1				17	16	94.1							52	52	100	52	41	78.8	25	25	100	52	45	86.5	42	34	81	9	8	88.9	9	9	100	

Province Districts	Centre Name	Year	Centre Number	Quintile	Subject Description																																
					Accounting			Agricultural Sciences			Business Studies			Economics			English First Additional Language			Geography			History			Life Sciences			Mathematical Literacy			Mathematics			Physical Sciences		
					Total Wrote	Achieved 30 - 100%	% Achieved at 30% and Above	Total Wrote	Achieved 30 - 100%	% Achieved at 30% and Above	Total Wrote	Achieved 30 - 100%	% Achieved at 30% and Above	Total Wrote	Achieved 30 - 100%	% Achieved at 30% and Above	Total Wrote	Achieved 30 - 100%	% Achieved at 30% and Above	Total Wrote	Achieved 30 - 100%	% Achieved at 30% and Above	Total Wrote	Achieved 30 - 100%	% Achieved at 30% and Above	Total Wrote	Achieved 30 - 100%	% Achieved at 30% and Above	Total Wrote	Achieved 30 - 100%	% Achieved at 30% and Above	Total Wrote	Achieved 30 - 100%	% Achieved at 30% and Above			
DR. R.S. MOMPATI	KEBINELANG SECONDARY SCHOOL	2019	9313059	3										49	44	89.8	45	22	48.9	30	26	86.7				45	39	86.7									
	KEBINELANG SECONDARY SCHOOL	2018	9313059	3										38	38	100	38	25	65.8	38	33	86.8				38	29	76.3									
	KGONONYANE HIGH SCHOOL	2019	9323068	1				34	26	76.5					82	74	90.2	62	44	71	18	18	100	33	33	100	60	50	83.3	11	8	72.7	12	11	91.7		
	KGONONYANE HIGH SCHOOL	2018	9323068	1	11	4	36.4	22	22	100	13	8	61.5	11	11	100	104	104	100	87	49	56.3	23	19	82.6	34	33	97.1	65	46	70.8	13	12	92.3	13	13	100
	KGOSIETSILE-LETHOLA MIDDLE SCHOOL	2019	9313070	3				22	13	59.1					65	65	100	43	29	67.4	25	23	92	49	20	40.8	43	27	62.8	6	4	66.7	7	6	85.7		
	KGOSIETSILE-LETHOLA MIDDLE SCHOOL	2018	9313070	3				27	13	48.1					59	58	98.3	44	25	56.8	17	16	94.1	44	25	56.8	36	24	66.7	10	6	60	10	8	80		
	KGOSITHEBE COMBINED SCHOOL	2019	9323072	1	4	1	25				5	1	20	10	2	20	29	26	89.7	22	7	31.8				21	2	9.5	9	7	77.8	16	2	12.5	15	3	20
	KGOSITHEBE COMBINED SCHOOL	2018	9323072	1	7	3	42.9				8	1	12.5	14	5	35.7	25	23	92	17	9	52.9				17	7	41.2	14	7	50	9	4	44.4	8	5	62.5
	KISMET SECONDARY	2019	9333075	4	9	9	100				12	9	75							25	22	88	26	26	100	22	18	81.8	22	22	100	12	12	100	8	7	87.5
	KISMET SECONDARY	2018	9333075	4	8	8	100				15	14	93.3							18	18	100	17	17	100	12	12	100	15	15	100	11	11	100	9	8	88.9
	KITLANANG SECONDARY SCHOOL	2019	9323076	1				11	11	100							14	14	100	11	11	100				12	8	66.7	13	12	92.3						
	KITLANANG SECONDARY SCHOOL	2018	9323076	1				24	16	66.7							24	22	91.7	14	12	85.7				18	14	77.8	20	13	65						
	KROMELLENBOOG COMBINED SCHOOL	2019	9355056	1				24	6	25	11	10	90.9				37	37	100							36	15	41.7									

Province Districts	Centre Name	Year	Centre Number	Quintile	Subject Description																																
					Accounting			Agricultural Sciences			Business Studies			Economics			English First Additional Language			Geography			History			Life Sciences			Mathematical Literacy			Mathematics			Physical Sciences		
					Total Wrote	Achieved 30 - 100%	% Achieved at 30% and Above	Total Wrote	Achieved 30 - 100%	% Achieved at 30% and Above	Total Wrote	Achieved 30 - 100%	% Achieved at 30% and Above	Total Wrote	Achieved 30 - 100%	% Achieved at 30% and Above	Total Wrote	Achieved 30 - 100%	% Achieved at 30% and Above	Total Wrote	Achieved 30 - 100%	% Achieved at 30% and Above	Total Wrote	Achieved 30 - 100%	% Achieved at 30% and Above	Total Wrote	Achieved 30 - 100%	% Achieved at 30% and Above	Total Wrote	Achieved 30 - 100%	% Achieved at 30% and Above	Total Wrote	Achieved 30 - 100%	% Achieved at 30% and Above			
DR. R.S. MOMPATI	KROMELLENBOOG COMBINED SCHOOL	2018	9355056	1				17	4	23.5	7	6	85.7				29	28	96.6										25	8	32						
	LE-RONA SCHOOL	2019	9355059	3	14	7	50				16	10	62.5	14	10	71.4	58	58	100	31	27	87.1	31	23	74.2	31	22	71	40	37	92.5	8	6	75	8	8	100
	LE-RONA SCHOOL	2018	9355059	3	43	9	20.9				38	29	76.3	40	34	85	76	76	100	39	31	79.5	29	28	96.6	37	22	59.5	64	51	79.7	13	6	46.2	10	9	90
	LESHOBO SECONDARY SCHOOL	2019	9313087	1				15	12	80							43	38	88.4	33	19	57.6	20	10	50	7	7	100	17	14	82.4	1	1	100	2	1	50
	LESHOBO SECONDARY SCHOOL	2018	9313087	1				12	7	58.3							23	21	91.3	27	10	37	5	3	60	16	7	43.8	15	3	20	3	0	0	3	1	33.3
	LETLHOGILE SECONDARY SCHOOL	2019	9313085	1	16	9	56.3				47	28	59.6	46	27	58.7	74	74	100	26	12	46.2	20	16	80	6	6	100	67	41	61.2	6	1	16.7	6	3	50
	LETLHOGILE SECONDARY SCHOOL	2018	9313085	1	14	6	42.9				36	21	58.3	37	21	56.8	70	70	100	29	26	89.7	24	24	100	5	5	100	56	27	48.2	5	4	80	5	4	80
	MAATLA HIGH SCHOOL	2019	9313091	1				76	59	77.6							107	107	100	79	63	79.7	55	45	81.8	68	54	79.4	74	59	79.7	20	8	40	20	16	80
	MAATLA HIGH SCHOOL	2018	9313091	1				91	65	71.4							116	115	99.1	92	52	56.5	54	50	92.6	72	60	83.3	89	46	51.7	24	20	83.3	13	13	100
	MAJENG SEC SCHOOL	2019	9313094	2				22	19	86.4							35	35	100	28	20	71.4	13	11	84.6	28	25	89.3	17	16	94.1	11	5	45.5	7	7	100
	MAJENG SEC SCHOOL	2018	9313094	2				42	29	69							59	59	100	37	30	81.1	12	12	100	43	39	90.7	37	22	59.5	21	14	66.7	7	7	100
	MAMMUTLA SECONDARY SCHOOL	2019	9313231	3							10	10	100	18	13	72.2	40	40	100	14	13	92.9	28	27	96.4	24	22	91.7	28	26	92.9	5	3	60	7	5	71.4
	MAMMUTLA SECONDARY SCHOOL	2018	9313231	3	6	2	33.3				7	6	85.7	11	9	81.8	29	29	100	6	4	66.7	9	8	88.9	25	16	64	17	14	82.4	9	5	55.6	9	6	66.7
	MAMPHO SECONDARY SCHOOL	2019	9345155	1	7	6	85.7				14	13	92.9	14	6	42.9	65	64	98.5							33	8	24.2	32	31	96.9	14	1	7.1	7	3	42.9
MAMPHO SECONDARY SCHOOL	2018	9345155	1	7	5	71.4				21	17	81	21	17	81	93	93	100							51	11	21.6	54	37	68.5	18	4	22.2	11	7	63.6	

Province Districts	Centre Name	Year	Centre Number	Quintile	Subject Description																																
					Accounting			Agricultural Sciences			Business Studies			Economics			English First Additional Language			Geography			History			Life Sciences			Mathematical Literacy			Mathematics			Physical Sciences		
					Total Wrote	Achieved 30 - 100%	% Achieved at 30% and Above	Total Wrote	Achieved 30 - 100%	% Achieved at 30% and Above	Total Wrote	Achieved 30 - 100%	% Achieved at 30% and Above	Total Wrote	Achieved 30 - 100%	% Achieved at 30% and Above	Total Wrote	Achieved 30 - 100%	% Achieved at 30% and Above	Total Wrote	Achieved 30 - 100%	% Achieved at 30% and Above	Total Wrote	Achieved 30 - 100%	% Achieved at 30% and Above	Total Wrote	Achieved 30 - 100%	% Achieved at 30% and Above	Total Wrote	Achieved 30 - 100%	% Achieved at 30% and Above	Total Wrote	Achieved 30 - 100%	% Achieved at 30% and Above			
DR. R.S. MOMPATI	MANKUROANE TECH AND COMM H/S	2019	9313099	1	16	2	12.5				22	16	72.7				79	79	100								23	22	95.7	14	9	64.3	14	10	71.4		
	MANKUROANE TECH AND COMM H/S	2018	9313099	1	17	4	23.5				17	13	76.5				42	42	100								17	17	100								
	MARUBISING SECONDARY SCHOOL	2019	9313102	2				16	12	75							35	34	97.1	28	18	64.3	23	22	95.7	33	14	42.4	34	31	91.2	4	3	75	4	4	100
	MARUBISING SECONDARY SCHOOL	2018	9313102	2				9	7	77.8							36	36	100	25	10	40	20	17	85	28	8	28.6	26	15	57.7	3	2	66.7	3	3	100
	MODISE KANONO SECONDARY SCHOOL	2019	9323111	2				12	6	50							13	12	92.3	11	7	63.6						11	11	100							
	MODISE KANONO SECONDARY SCHOOL	2018	9323111	2				15	2	13.3							19	14	73.7	16	3	18.8						15	6	40							
	MOKGARENG HIGH SCHOOL	2019	9313115	2				8	5	62.5							24	24	100	9	9	100	12	12	100	11	7	63.6	20	8	40	2	2	100	3	3	100
	MOKGARENG HIGH SCHOOL	2018	9313115	2				21	9	42.9							69	68	98.6	39	20	51.3	33	32	97	17	8	47.1	39	15	38.5	1	0	0	6	3	50
	MONCHUSI SECONDARY SCHOOL	2019	9323117	2	15	6	40				33	13	39.4	26	16	61.5	67	65	97	34	30	88.2				27	21	77.8	37	24	64.9	22	9	40.9	16	15	93.8
	MONCHUSI SECONDARY SCHOOL	2018	9323117	2	15	10	66.7				37	21	56.8	29	22	75.9	98	97	99	57	43	75.4				50	31	62	63	48	76.2	22	12	54.5	19	18	94.7
	MORERI SECONDARY SCHOOL	2019	9323120	1													57	57	100	46	42	91.3				51	41	80.4	40	40	100	9	7	77.8	10	9	90
	MORERI SECONDARY SCHOOL	2018	9323120	1													36	36	100	24	22	91.7				29	25	86.2	28	22	78.6	6	6	100	6	6	100

Province Districts	Centre Name	Year	Centre Number	Quintile	Subject Description																																
					Accounting			Agricultural Sciences			Business Studies			Economics			English First Additional Language			Geography			History			Life Sciences			Mathematical Literacy			Mathematics			Physical Sciences		
					Total Wrote	Achieved 30 - 100%	% Achieved at 30% and Above	Total Wrote	Achieved 30 - 100%	% Achieved at 30% and Above	Total Wrote	Achieved 30 - 100%	% Achieved at 30% and Above	Total Wrote	Achieved 30 - 100%	% Achieved at 30% and Above	Total Wrote	Achieved 30 - 100%	% Achieved at 30% and Above	Total Wrote	Achieved 30 - 100%	% Achieved at 30% and Above	Total Wrote	Achieved 30 - 100%	% Achieved at 30% and Above	Total Wrote	Achieved 30 - 100%	% Achieved at 30% and Above	Total Wrote	Achieved 30 - 100%	% Achieved at 30% and Above	Total Wrote	Achieved 30 - 100%	% Achieved at 30% and Above			
DR. R.S. MOMPATI	MOTHELESI SECONDARY SCHOOL	2019	9313125	2											24	24	100	22	19	86.4	17	17	100	7	7	100	15	14	93.3	7	3	42.9					
	MOTHELESI SECONDARY SCHOOL	2018	9313125	2											21	21	100	21	19	90.5	17	17	100	4	4	100	17	12	70.6	4	3	75					
	MOTSEMME SECONDARY SCHOOL	2019	9313126	2				5	0	0						29	23	79.3	17	9	52.9	21	13	61.9	17	7	41.2	28	10	35.7							
	MOTSEMME SECONDARY SCHOOL	2018	9313126	2				20	9	45						55	52	94.5	55	15	27.3	33	23	69.7	55	13	23.6	53	15	28.3	2	1	50	2	2	100	
	OBANG SECONDARY SCHOOL	2019	9345084	3	3	0	0				8	7	87.5	9	8	88.9	88	87	98.9	23	20	87	35	23	65.7	12	11	91.7	32	25	78.1	12	3	25	12	4	33.3
	OBANG SECONDARY SCHOOL	2018	9345084	3	1	1	100				14	10	71.4	14	11	78.6	63	63	100	25	18	72	25	23	92	7	7	100	38	11	28.9	8	2	25	7	6	85.7
	OGODISENG SECONDARY SCHOOL	2019	9323131	2				7	6	85.7						68	65	95.6	35	29	82.9	58	48	82.8	47	18	38.3	26	21	80.8	6	4	66.7				
	OGODISENG SECONDARY SCHOOL	2018	9323131	2				8	5	62.5						116	113	97.4	72	44	61.1	108	69	63.9	70	26	37.1	101	42	41.6	6	3	50				
	P H MOEKETSI AGRIC HIGH SCHOOL	2019	9313134	3				53	44	83						54	54	100							38	34	89.5	31	31	100	23	11	47.8	13	12	92.3	
	P H MOEKETSI AGRIC HIGH SCHOOL	2018	9313134	3				45	40	88.9						45	45	100							35	29	82.9	19	18	94.7	26	19	73.1	16	16	100	
	PICA PAU HIGH SCHOOL	2019	9323143	1															29	25	86.2	22	21	95.5	30	21	70	21	17	81	8	3	37.5	8	6	75	
	PICA PAU HIGH SCHOOL	2018	9323143	1															24	18	75	20	16	80	24	16	66.7	17	10	58.8	4	2	50	4	4	100	



Province Districts	Centre Name	Year	Centre Number	Quintile	Subject Description																																
					Accounting			Agricultural Sciences			Business Studies			Economics			English First Additional Language			Geography			History			Life Sciences			Mathematical Literacy			Mathematics			Physical Sciences		
					Total Wrote	Achieved 30 - 100%	% Achieved at 30% and Above	Total Wrote	Achieved 30 - 100%	% Achieved at 30% and Above	Total Wrote	Achieved 30 - 100%	% Achieved at 30% and Above	Total Wrote	Achieved 30 - 100%	% Achieved at 30% and Above	Total Wrote	Achieved 30 - 100%	% Achieved at 30% and Above	Total Wrote	Achieved 30 - 100%	% Achieved at 30% and Above	Total Wrote	Achieved 30 - 100%	% Achieved at 30% and Above	Total Wrote	Achieved 30 - 100%	% Achieved at 30% and Above	Total Wrote	Achieved 30 - 100%	% Achieved at 30% and Above	Total Wrote	Achieved 30 - 100%	% Achieved at 30% and Above			
DR. R.S. MOMPATI	PINAGARE HIGH SCHOOL	2019	9313145	3	16	15	93.8				21	21	100	21	19	90.5	96	96	100	37	37	100				73	68	93.2	24	22	91.7	66	28	42.4	34	33	97.1
	PINAGARE HIGH SCHOOL	2018	9313145	3	17	12	70.6				17	17	100	17	17	100	81	81	100	27	24	88.9				64	62	96.9	17	15	88.2	61	48	78.7	35	31	88.6
	PITSO LETLHOGILE MIDDLE SCHOOL	2019	9323146	1							46	40	87	30	25	83.3	49	49	100	32	32	100				17	13	76.5	30	27	90	16	5	31.3	16	8	50
	PITSO LETLHOGILE MIDDLE SCHOOL	2018	9323146	1							51	19	37.3	34	19	55.9	59	59	100	32	22	68.8				23	13	56.5	35	19	54.3	19	6	31.6	20	6	30
	PUDUMONG SEC SCHOOL	2019	9313148	3				43	28	65.1	11	6	54.5				124	122	98.4	81	52	64.2	69	31	44.9	45	25	55.6	82	56	68.3	8	1	12.5	4	3	75
	PUDUMONG SEC SCHOOL	2018	9313148	3				35	17	48.6	11	3	27.3				89	88	98.9	69	38	55.1	48	41	85.4	30	21	70	71	33	46.5	10	3	30	4	1	25
	PULE LEEUW COMPREHENSIVE SEC SCHOOL	2019	9333149	3	2	2	100				44	36	81.8	28	18	64.3	62	62	100							30	15	50	27	20	74.1	8	5	62.5	9	8	88.9
	PULE LEEUW COMPREHENSIVE SEC SCHOOL	2018	9333149	3	16	6	37.5				31	24	77.4	29	24	82.8	61	61	100							20	15	75	32	20	62.5	11	9	81.8	10	9	90
	RADITSHANE SECONDARY SCHOOL	2019	9323150	2													25	23	92	19	14	73.7	24	14	58.3	16	4	25	16	12	75						
	RADITSHANE SECONDARY SCHOOL	2018	9323150	2													26	23	88.5	25	1	4	26	13	50	25	2	8	25	5	20						
	REABETSWE SECONDARY SCHOOL	2019	9345162	3	5	5	100	30	26	86.7	25	22	88	24	17	70.8	131	131	100	101	78	77.2	44	44	100	59	41	69.5	91	87	95.6	34	21	61.8	30	22	73.3
	REABETSWE SECONDARY SCHOOL	2018	9345162	3	10	6	60	35	17	48.6	23	21	91.3	22	20	90.9	139	139	100	103	76	73.8	48	47	97.9	59	36	61	103	77	74.8	25	19	76	20	15	75

Province Districts	Centre Name	Year	Centre Number	Quintile	Subject Description																																
					Accounting			Agricultural Sciences			Business Studies			Economics			English First Additional Language			Geography			History			Life Sciences			Mathematical Literacy			Mathematics			Physical Sciences		
					Total Wrote	Achieved 30 - 100%	% Achieved at 30% and Above	Total Wrote	Achieved 30 - 100%	% Achieved at 30% and Above	Total Wrote	Achieved 30 - 100%	% Achieved at 30% and Above	Total Wrote	Achieved 30 - 100%	% Achieved at 30% and Above	Total Wrote	Achieved 30 - 100%	% Achieved at 30% and Above	Total Wrote	Achieved 30 - 100%	% Achieved at 30% and Above	Total Wrote	Achieved 30 - 100%	% Achieved at 30% and Above	Total Wrote	Achieved 30 - 100%	% Achieved at 30% and Above	Total Wrote	Achieved 30 - 100%	% Achieved at 30% and Above	Total Wrote	Achieved 30 - 100%	% Achieved at 30% and Above			
DR. R.S. MOMPATI	REEMEKATHATA SECONDARY SCHOOL	2019	9313157	3				31	13	41.9							38	36	94.7	33	17	51.5	22	17	77.3	11	6	54.5	35	16	45.7						
	REEMEKATHATA SECONDARY SCHOOL	2018	9313157	3				34	9	26.5							31	31	100	30	11	36.7	24	20	83.3	8	5	62.5	24	9	37.5	4	0	0			
	REITSHOKILE INTERMEDIATE SCHOOL	2019	9323161	1													13	13	100	8	8	100				13	10	76.9	8	8	100	2	2	100	2	2	100
	REITSHOKILE INTERMEDIATE SCHOOL	2018	9323161	1													18	18	100	11	9	81.8				17	12	70.6	10	9	90	4	2	50	4	4	100
	REVILO COMBINED PUBLIC SCHOOL	2019	9313162	3													37	37	100	28	15	53.6	22	16	72.7	14	7	50	28	15	53.6	9	3	33.3	8	5	62.5
	REVILO COMBINED PUBLIC SCHOOL	2018	9313162	3													42	41	97.6	34	21	61.8	21	15	71.4	17	14	82.4	28	11	39.3	12	1	8.3	7	3	42.9
	REVILO HIGH SCHOOL	2019	9313163	3	7	4	57.1				12	8	66.7	11	7	63.6	18	18	100	11	7	63.6	16	11	68.8	19	16	84.2	11	9	81.8	15	2	13.3	14	13	92.9
	REVILO HIGH SCHOOL	2018	9313163	3	11	6	54.5				14	6	42.9	15	10	66.7	14	14	100	20	8	40	22	9	40.9	18	15	83.3	27	18	66.7	11	3	27.3	9	7	77.8
	REKGARATHLHILE SECONDARY SCHOOL	2019	9333235	3				11	10	90.9							56	56	100	41	31	75.6				21	16	76.2	33	31	93.9	6	6	100	6	5	83.3
	REKGARATHLHILE SECONDARY SCHOOL	2018	9333235	3				6	5	83.3							40	40	100	31	17	54.8				19	13	68.4	26	21	80.8	9	9	100	9	8	88.9
	SCHWEIZER RENEKE HIGH SCHOOL	2019	9345111	4	11	11	100				32	26	81.3				27	27	100				16	12	75	34	19	55.9	45	43	95.6	20	17	85	9	7	77.8
	SCHWEIZER RENEKE HIGH SCHOOL	2018	9345111	4	10	10	100	13	13	100	33	25	75.8				41	41	100				7	6	85.7	32	27	84.4	39	37	94.9	25	22	88	19	17	89.5
	SEABO HIGH SCHOOL	2019	9313064	3	8	4	50	44	39	88.6	13	9	69.2	12	5	41.7	78	74	94.9	31	24	77.4				56	36	64.3	40	31	77.5	15	6	40	15	12	80



Province Districts	Centre Name	Year	Centre Number	Quintile	Subject Description																																				
					Accounting			Agricultural Sciences			Business Studies			Economics			English First Additional Language			Geography			History			Life Sciences			Mathematical Literacy			Mathematics			Physical Sciences						
					Total Wrote	Achieved 30 - 100%	% Achieved at 30% and Above	Total Wrote	Achieved 30 - 100%	% Achieved at 30% and Above	Total Wrote	Achieved 30 - 100%	% Achieved at 30% and Above	Total Wrote	Achieved 30 - 100%	% Achieved at 30% and Above	Total Wrote	Achieved 30 - 100%	% Achieved at 30% and Above	Total Wrote	Achieved 30 - 100%	% Achieved at 30% and Above	Total Wrote	Achieved 30 - 100%	% Achieved at 30% and Above	Total Wrote	Achieved 30 - 100%	% Achieved at 30% and Above	Total Wrote	Achieved 30 - 100%	% Achieved at 30% and Above	Total Wrote	Achieved 30 - 100%	% Achieved at 30% and Above							
DR. R.S. MOMPATI	SEABO HIGH SCHOOL	2018	9313064	3	14	1	7.1	50	45	90	14	6	42.9	14	8	57.1	77	75	97.4	33	16	48.5				53	43	81.1	43	25	58.1	21	10	47.6	21	12	57.1				
	SEBETWANE SECONDARY SCHOOL	2019	9323171	1	6	6	100				14	13	92.9	18	13	72.2	58	57	98.3	35	24	68.6				12	6	50	45	28	62.2	4	3	75							
	SEBETWANE SECONDARY SCHOOL	2018	9323171	1	21	9	42.9				29	25	86.2	30	22	73.3	113	111	98.2	81	29	35.8				67	19	28.4	109	49	45										
	SEKATE BOIJANE MAHURA SEC SCHOOL	2019	9313012	1				21	14	66.7									70	70	100	64	43	67.2	43	19	44.2	7	4	57.1	41	38	92.7	5	3	60	5	3	60		
	SEKATE BOIJANE MAHURA SEC SCHOOL	2018	9313012	1				17	12	70.6									65	65	100	31	22	71	35	22	62.9	35	15	42.9	30	19	63.3	6	6	100	5	5	100		
	SEOLESENG SECONDARY SCHOOL	2019	9313175	1																19	19	100	15	11	73.3	17	14	82.4	15	9	60	15	11	73.3	2	2	100				
	SEOLESENG SECONDARY SCHOOL	2018	9313175	1																25	25	100	20	6	30	23	12	52.2	19	9	47.4	18	5	27.8	3	1	33.3				
	SETSWAKGOSING HIGH SCHOOL	2019	9323176	2				61	59	96.7										87	87	100	70	68	97.1				83	72	86.7	59	57	96.6	24	16	66.7	24	23	95.8	
	SETSWAKGOSING HIGH SCHOOL	2018	9323176	2				26	24	92.3										67	66	98.5	65	53	81.5				62	54	87.1	28	20	71.4	37	25	67.6	37	30	81.1	
	ST PAUL'S HIGH SCHOOL	2019	9313178	3	9	8	88.9	14	4	28.6	12	12	100	11	10	90.9	50	50	100	26	24	92.3							29	24	82.8	24	20	83.3	20	9	45	19	16	84.2	
	ST PAUL'S HIGH SCHOOL	2018	9313178	3	15	8	53.3	39	16	41	21	12	57.1	23	15	65.2	129	125	96.9	38	23	60.5							72	55	76.4	79	40	50.6	36	21	58.3	36	30	83.3	
	STELLA HIGH SCHOOL	2019	9333180	4	2	2	100	7	7	100	4	4	100							20	20	100	9	9	100				8	8	100	8	8	100	12	11	91.7	10	9	90	
	STELLA HIGH SCHOOL	2018	9333180	4	4	4	100	13	13	100	10	4	40							31	31	100	8	8	100				14	14	100	16	16	100	14	14	100	11	10	90.9	
	TASMAN SECONDARY SCHOOL	2019	9323181	2				23	14	60.9	9	8	88.9	9	7	77.8	37	36	97.3	26	20	76.9	27	22	81.5				20	11	55	4	0	0							

Province Districts	Centre Name	Year	Centre Number	Quintile	Subject Description																																
					Accounting			Agricultural Sciences			Business Studies			Economics			English First Additional Language			Geography			History			Life Sciences			Mathematical Literacy			Mathematics			Physical Sciences		
					Total Wrote	Achieved 30 - 100%	% Achieved at 30% and Above	Total Wrote	Achieved 30 - 100%	% Achieved at 30% and Above	Total Wrote	Achieved 30 - 100%	% Achieved at 30% and Above	Total Wrote	Achieved 30 - 100%	% Achieved at 30% and Above	Total Wrote	Achieved 30 - 100%	% Achieved at 30% and Above	Total Wrote	Achieved 30 - 100%	% Achieved at 30% and Above	Total Wrote	Achieved 30 - 100%	% Achieved at 30% and Above	Total Wrote	Achieved 30 - 100%	% Achieved at 30% and Above	Total Wrote	Achieved 30 - 100%	% Achieved at 30% and Above	Total Wrote	Achieved 30 - 100%	% Achieved at 30% and Above			
DR. R.S. MOMPATI	TASMAN SECONDARY SCHOOL	2018	9323181	2				13	8	61.5	13	13	100	13	13	100	31	31	100	23	20	87	13	11	84.6				25	12	48	4	2	50			
	THABASIKWA SECONDARY SCHOOL	2019	9313183	3													18	18	100	15	13	86.7	17	11	64.7	13	4	30.8	13	12	92.3	2	0	0			
	THABASIKWA SECONDARY SCHOOL	2018	9313183	3													24	24	100	24	15	62.5	16	14	87.5	14	12	85.7	18	14	77.8	3	1	33.3			
	THAKUNG SECONDARY SCHOOL	2019	9313184	3				25	17	68							39	38	97.4	36	25	69.4	14	13	92.9	30	22	73.3	28	22	78.6	3	1	33.3	3	3	100
	THAKUNG SECONDARY SCHOOL	2018	9313184	3				27	12	44.4							52	52	100	48	21	43.8	22	18	81.8	40	19	47.5	37	20	54.1	2	0	0	4	2	50
	THAPAMA HIGH SCHOOL	2019	9313185	1				24	9	37.5							64	60	93.8	34	23	67.6	20	17	85	11	8	72.7	22	15	68.2	6	5	83.3	8	6	75
	THAPAMA HIGH SCHOOL	2018	9313185	1				30	14	46.7							81	79	97.5	54	26	48.1	42	35	83.3	16	12	75	56	18	32.1	8	6	75	8	7	87.5
	THATE MOLATLHWA SEC SCHOOL	2019	9313187	3													26	26	100	18	18	100				18	17	94.4	13	11	84.6	10	9	90	10	9	90
	THATE MOLATLHWA SEC SCHOOL	2018	9313187	3													31	31	100	31	27	87.1				31	28	90.3	15	10	66.7	16	13	81.3	16	8	50
	THUSO THEBE HIGH SCHOOL	2019	9323190	1				18	16	88.9							94	94	100	23	14	60.9	26	26	100	44	34	77.3	53	43	81.1	23	12	52.2	23	23	100
	THUSO THEBE HIGH SCHOOL	2018	9323190	1				26	10	38.5							119	119	100	42	19	45.2	39	39	100	73	53	72.6	70	33	47.1	49	33	67.3	49	44	89.8
THUSOETSILE MIDDLE SCHOOL	2019	9313191	1				55	21	38.2							68	66	97.1	49	34	69.4				38	24	63.2	33	26	78.8	9	2	22.2	5	5	100	



Province Districts	Centre Name	Year	Centre Number	Quintile	Subject Description																																
					Accounting			Agricultural Sciences			Business Studies			Economics			English First Additional Language			Geography			History			Life Sciences			Mathematical Literacy			Mathematics			Physical Sciences		
					Total Wrote	Achieved 30 - 100%	% Achieved at 30% and Above	Total Wrote	Achieved 30 - 100%	% Achieved at 30% and Above	Total Wrote	Achieved 30 - 100%	% Achieved at 30% and Above	Total Wrote	Achieved 30 - 100%	% Achieved at 30% and Above	Total Wrote	Achieved 30 - 100%	% Achieved at 30% and Above	Total Wrote	Achieved 30 - 100%	% Achieved at 30% and Above	Total Wrote	Achieved 30 - 100%	% Achieved at 30% and Above	Total Wrote	Achieved 30 - 100%	% Achieved at 30% and Above	Total Wrote	Achieved 30 - 100%	% Achieved at 30% and Above	Total Wrote	Achieved 30 - 100%	% Achieved at 30% and Above			
DR. R.S. MOMPATI	THUSOETSILE MIDDLE SCHOOL	2018	9313191	1				55	32	58.2							66	65	98.5							51	38	74.5	41	27	65.9	10	5	50	6	5	83.3
	THUTO-LORE PUBLIC SEC SCHOOL	2019	9355128	3	10	9	90				36	23	63.9	35	30	85.7	102	101	99	43	37	86	12	11	91.7	43	31	72.1	63	58	92.1	18	7	38.9	7	7	100
	THUTO-LORE PUBLIC SEC SCHOOL	2018	9355128	3	7	7	100				25	19	76	25	23	92	80	80	100	53	40	75.5	6	6	100	52	42	80.8	54	42	77.8	25	21	84	16	15	93.8
	TIGER KLOOF COMBINED SCHOOL	2019	9333195	4	5	5	100				57	36	63.2				62	62	100	21	21	100	50	50	100	21	21	100	61	59	96.7	25	18	72	21	18	85.7
	TIGER KLOOF COMBINED SCHOOL	2018	9333195	4	18	11	61.1				52	39	75				56	56	100	25	25	100				25	25	100	58	56	96.6	25	25	100	25	22	88
	TLOTLANG-THUTO MIDDLE SCHOOL	2019	9323198	1				13	12	92.3							20	20	100	12	12	100				15	15	100	12	11	91.7	5	4	80	7	4	57.1
	TLOTLANG-THUTO MIDDLE SCHOOL	2018	9323198	1				9	8	88.9							14	14	100	13	9	69.2				8	8	100	12	10	83.3	1	1	100	1	1	100
	TONG COMPREHENSIVE SECONDARY SCHOOL	2019	9323199	2				27	20	74.1							107	106	99.1	21	21	100				21	20	95.2	29	23	79.3						
	TONG COMPREHENSIVE SECONDARY SCHOOL	2018	9323199	2				29	22	75.9							102	102	100	33	28	84.8				29	26	89.7	31	29	93.5						
	TOTONYANE SECONDARY SCHOOL	2019	9313201	1													32	31	96.9	30	20	66.7	26	23	88.5	11	5	45.5	23	14	60.9	6	3	50	6	6	100
	TOTONYANE SECONDARY SCHOOL	2018	9313201	1													32	32	100	30	24	80	23	20	87	11	8	72.7	23	15	65.2	6	3	50	6	3	50
	TSELAATHUTO SECONDARY SCHOOL	2019	9313203	2				28	20	71.4							35	35	100	31	22	71				31	16	51.6	31	25	80.6	3	1	33.3			

Province Districts	Centre Name	Year	Centre Number	Quintile	Subject Description																																
					Accounting			Agricultural Sciences			Business Studies			Economics			English First Additional Language			Geography			History			Life Sciences			Mathematical Literacy			Mathematics			Physical Sciences		
					Total Wrote	Achieved 30 - 100%	% Achieved at 30% and Above	Total Wrote	Achieved 30 - 100%	% Achieved at 30% and Above	Total Wrote	Achieved 30 - 100%	% Achieved at 30% and Above	Total Wrote	Achieved 30 - 100%	% Achieved at 30% and Above	Total Wrote	Achieved 30 - 100%	% Achieved at 30% and Above	Total Wrote	Achieved 30 - 100%	% Achieved at 30% and Above	Total Wrote	Achieved 30 - 100%	% Achieved at 30% and Above	Total Wrote	Achieved 30 - 100%	% Achieved at 30% and Above	Total Wrote	Achieved 30 - 100%	% Achieved at 30% and Above	Total Wrote	Achieved 30 - 100%	% Achieved at 30% and Above			
DR. R.S. MOMPATI	TSELAATHUTO SECONDARY SCHOOL	2018	9313203	2				23	8	34.8							34	30	88.2	34	10	29.4				23	12	52.2	25	19	76	4	1	25			
	TSHIPIETSILE SECONDARY SCHOOL	2019	9323232	2				18	16	88.9							38	37	97.4	6	6	100	32	25	78.1	24	22	91.7	19	18	94.7	6	6	100	6	6	100
	TSHIPIETSILE SECONDARY SCHOOL	2018	9323232	2				24	23	95.8							30	30	100	12	12	100	16	15	93.8	24	23	95.8	26	20	76.9	3	3	100			
	VAALOEWER SECONDARY SCHOOL	2019	9355143	3							22	12	54.5	12	4	33.3	17	17	100							16	0	0	26	18	69.2						
	VAALOEWER SECONDARY SCHOOL	2018	9355143	3	9	5	55.6				14	11	78.6	11	11	100	6	6	100							5	2	40	15	13	86.7						
	VRYBURG HIGH SCHOOL	2019	9333217	4	14	13	92.9				43	36	83.7				101	101	100	45	45	100				39	36	92.3	41	41	100	37	37	100	30	28	93.3
	VRYBURG HIGH SCHOOL	2018	9333217	4	21	20	95.2				54	41	75.9				104	104	100	45	43	95.6				41	37	90.2	47	44	93.6	30	28	93.3	16	15	93.8
	WALTER LETSIE SECONDARY SCHOOL	2019	9313219	2	8	1	12.5	46	27	58.7	8	5	62.5	11	4	36.4	82	75	91.5	39	28	71.8	14	4	28.6	39	23	59	60	26	43.3	13	8	61.5	12	12	100
	WALTER LETSIE SECONDARY SCHOOL	2018	9313219	2	3	1	33.3	37	22	59.5	8	3	37.5	8	2	25	82	79	96.3	43	20	46.5	23	13	56.5	46	30	65.2	47	14	29.8	22	5	22.7	19	5	26.3

Province Districts	Centre Name	Year	Centre Number	Quintile	Subject Description																																
					Accounting			Agricultural Sciences			Business Studies			Economics			English First Additional Language			Geography			History			Life Sciences			Mathematical Literacy			Mathematics			Physical Sciences		
					Total Wrote	Achieved 30 - 100%	% Achieved at 30% and Above	Total Wrote	Achieved 30 - 100%	% Achieved at 30% and Above	Total Wrote	Achieved 30 - 100%	% Achieved at 30% and Above	Total Wrote	Achieved 30 - 100%	% Achieved at 30% and Above	Total Wrote	Achieved 30 - 100%	% Achieved at 30% and Above	Total Wrote	Achieved 30 - 100%	% Achieved at 30% and Above	Total Wrote	Achieved 30 - 100%	% Achieved at 30% and Above	Total Wrote	Achieved 30 - 100%	% Achieved at 30% and Above	Total Wrote	Achieved 30 - 100%	% Achieved at 30% and Above	Total Wrote	Achieved 30 - 100%	% Achieved at 30% and Above			
NGAKA M. MOLEMA	AG MALEBE SEC SCHOOL	2019	9414001	2	8	7	87.5	25	20	80	8	8	100	8	8	100	33	33	100				25	25	100	25	9	36	25	22	88	8	3	37.5			
	BADIBANA HIGH SCHOOL	2019	9454004	2	9	5	55.6	25	18	72	9	9	100	10	9	90	52	52	100	15	14	93.3	19	18	94.7	16	12	75	28	24	85.7	14	11	78.6	12	11	91.7
	BADIBANA HIGH SCHOOL	2018	9454004	2	3	3	100	47	22	46.8	8	6	75	10	8	80	86	86	100	34	24	70.6	36	34	94.4	29	15	51.7	40	27	67.5	25	5	20	22	3	13.6
	BAITSHOKI SENIOR SECONDARY SCHOOL	2019	9414005	1				59	45	76.3							107	107	100	89	74	83.1				89	52	58.4	70	52	74.3	27	11	40.7	29	15	51.7
	BAITSHOKI SENIOR SECONDARY SCHOOL	2018	9414005	1				53	40	75.5							113	113	100	106	85	80.2				97	85	87.6	70	49	70	38	22	57.9	38	22	57.9
	BAKOLOBENG JUNIOR SECONDARY SCHOOL	2019	9454006	2	14	4	28.6				44	39	88.6	10	10	100	57	57	100	15	14	93.3				30	25	83.3	34	24	70.6	10	8	80	13	9	69.2
	BAKOLOBENG JUNIOR SECONDARY SCHOOL	2018	9454006	2	9	6	66.7				57	49	86	11	8	72.7	83	82	98.8	30	25	83.3				46	42	91.3	46	23	50	20	17	85	16	15	93.8
	BAROLONG HIGH SCHOOL	2019	9424010	2	17	8	47.1	94	87	92.6	18	16	88.9	21	16	76.2	152	152	100	111	100	90.1	49	47	95.9	73	60	82.2	120	109	90.8	15	11	73.3	16	15	93.8
	BAROLONG HIGH SCHOOL	2018	9424010	2	15	4	26.7	77	70	90.9	16	15	93.8	23	18	78.3	144	144	100	83	65	78.3	34	32	94.1	58	46	79.3	107	80	74.8	11	7	63.6	6	6	100
	BATLOUNG JUNIOR SECONDARY SCHOOL	2019	9424013	1				42	21	50							96	95	99	51	37	72.5				30	30	100	59	51	86.4	11	11	100	11	11	100
	BATLOUNG JUNIOR SECONDARY SCHOOL	2018	9424013	1				77	36	46.8							147	146	99.3	105	69	65.7				53	34	64.2	125	72	57.6	16	16	100	16	11	68.8
	BATSWANA HIGH COMMERCIAL SCHOOL	2019	9424015	4	60	54	90				114	106	93	128	109	85.2	169	169	100							96	71	74	63	59	93.7	100	60	60	46	37	80.4

Province Districts	Centre Name	Year	Centre Number	Quintile	Subject Description																																	
					Accounting			Agricultural Sciences			Business Studies			Economics			English First Additional Language			Geography			History			Life Sciences			Mathematical Literacy			Mathematics			Physical Sciences			
					Total Wrote	Achieved 30 - 100%	% Achieved at 30% and Above	Total Wrote	Achieved 30 - 100%	% Achieved at 30% and Above	Total Wrote	Achieved 30 - 100%	% Achieved at 30% and Above	Total Wrote	Achieved 30 - 100%	% Achieved at 30% and Above	Total Wrote	Achieved 30 - 100%	% Achieved at 30% and Above	Total Wrote	Achieved 30 - 100%	% Achieved at 30% and Above	Total Wrote	Achieved 30 - 100%	% Achieved at 30% and Above	Total Wrote	Achieved 30 - 100%	% Achieved at 30% and Above	Total Wrote	Achieved 30 - 100%	% Achieved at 30% and Above	Total Wrote	Achieved 30 - 100%	% Achieved at 30% and Above				
NGAKA M. MOLEMA	BATSWANA HIGH COMMERCIAL SCHOOL	2018	9424015	4	50	38	76				104	92	88.5	112	105	93.8	145	145	100							90	70	77.8	69	64	92.8	72	63	87.5	36	34	94.4	
	BETHEL HIGH SCHOOL	2019	9414016	4	12	12	100				32	29	90.6	38	17	44.7	49	49	100	37	32	86.5				53	40	75.5	57	48	84.2	34	23	67.6	24	21	87.5	
	BETHEL HIGH SCHOOL	2018	9414016	4	11	11	100							28	19	67.9	51	51	100	70	59	84.3				69	60	87	65	55	84.6	32	23	71.9	25	21	84	
	BODIBE SECONDARY SCHOOL	2019	9414018	1				12	11	91.7							40	40	100	39	38	97.4	13	13	100	36	29	80.6	20	17	85	19	11	57.9	15	13	86.7	
	BODIBE SECONDARY SCHOOL	2018	9414018	1				21	14	66.7							64	64	100	52	36	69.2	11	10	90.9	48	35	72.9	32	19	59.4	20	11	55	17	12	70.6	
	BOITHAPO HIGH SCHOOL	2019	9434021	3				72	50	69.4							134	134	100	53	41	77.4	69	65	94.2	78	60	76.9	110	94	85.5	23	21	91.3	21	20	95.2	
	BOITHAPO HIGH SCHOOL	2018	9434021	3				51	37	72.5							114	113	99.1	56	43	76.8	47	46	97.9	82	71	86.6	83	64	77.1	31	29	93.5	31	29	93.5	
	BOITSEANAPE TECH and COMM SCHOOL	2019	9424022	4													73	73	100														45	20	44.4	18	17	94.4
	BOITSEANAPE TECH and COMM SCHOOL	2018	9424022	4													167	167	100														15	14	93.3	15	13	86.7
	BOITSHOKO SECONDARY SCHOOL	2019	9424023	1	4	4	100				66	54	81.8	63	51	81	72	72	100							17	12	70.6	40	34	85	21	6	28.6				
	BOITSHOKO SECONDARY SCHOOL	2018	9424023	1	3	3	100				31	22	71	39	28	71.8	42	42	100							8	8	100	20	12	60	11	3	27.3				
	BOPHIRIMA SECONDARY SCHOOL	2019	9414026	1				49	31	63.3							110	110	100	95	76	80	59	57	96.6	92	23	25	94	73	77.7							
	BOPHIRIMA SECONDARY SCHOOL	2018	9414026	1				36	30	83.3							68	68	100	69	63	91.3	31	31	100	63	39	61.9	67	51	76.1							

Province Districts	Centre Name	Year	Centre Number	Quintile	Subject Description																																	
					Accounting			Agricultural Sciences			Business Studies			Economics			English First Additional Language			Geography			History			Life Sciences			Mathematical Literacy			Mathematics			Physical Sciences			
					Total Wrote	Achieved 30 - 100%	% Achieved at 30% and Above	Total Wrote	Achieved 30 - 100%	% Achieved at 30% and Above	Total Wrote	Achieved 30 - 100%	% Achieved at 30% and Above	Total Wrote	Achieved 30 - 100%	% Achieved at 30% and Above	Total Wrote	Achieved 30 - 100%	% Achieved at 30% and Above	Total Wrote	Achieved 30 - 100%	% Achieved at 30% and Above	Total Wrote	Achieved 30 - 100%	% Achieved at 30% and Above	Total Wrote	Achieved 30 - 100%	% Achieved at 30% and Above	Total Wrote	Achieved 30 - 100%	% Achieved at 30% and Above	Total Wrote	Achieved 30 - 100%	% Achieved at 30% and Above				
NGAKA M. MOLEMA	BOSCHPOORT COMBINED SCHOOL	2019	9454030	1	3	3	100				15	13	86.7	5	4	80	25	25	100	15	13	86.7				6	6	100	15	13	86.7	6	5	83.3	6	5	83.3	
	BOSCHPOORT COMBINED SCHOOL	2018	9454030	1	7	4	57.1				26	10	38.5	7	4	57.1	46	46	100	24	10	41.7				8	5	62.5	23	16	69.6	8	7	87.5	8	2	25	
	COLIGNY HIGH SCHOOL	2019	9414033	4							53	31	58.5				17	17	100	45	39	86.7				23	21	91.3	52	49	94.2	10	8	80	6	6	100	
	COLIGNY HIGH SCHOOL	2018	9414033	4							53	34	64.2				14	14	100	36	31	86.1				30	27	90	59	53	89.8	8	7	87.5	6	6	100	
	CURRO ACADEMY MAHIKENG	2019	9424280	99	10	9	90				51	50	98	25	22	88				35	35	100				32	31	96.9	36	36	100	31	26	83.9	20	20	100	
	CURRO ACADEMY MAHIKENG	2018	9424280	99	12	12	100				39	30	76.9	26	22	84.6				25	24	96				26	26	100	25	23	92	26	22	84.6	17	17	100	
	DANVILLE SECONDARY	2019	9424034	4	8	7	87.5				29	23	79.3				16	16	100	18	18	100	21	20	95.2	16	12	75	28	21	75	7	6	85.7	2	2	100	
	DANVILLE SECONDARY	2018	9424034	4	17	5	29.4				76	15	19.7				20	20	100	46	25	54.3	57	42	73.7	23	6	26.1	87	39	44.8	8	6	75	4	4	100	
	F M RAMABOEA TECHN AND COMM HIGH SCHO	2019	9414039	1	10	4	40				16	8	50	10	7	70	68	68	100																			
	F M RAMABOEA TECHN AND COMM HIGH SCHO	2018	9414039	1	21	2	9.5				21	11	52.4	21	14	66.7	90	90	100																			
	G S PHOI HIGH SCHOOL	2019	9434043	1				24	18	75							72	70	97.2	14	4	28.6	18	12	66.7	26	9	34.6	29	16	55.2	9	1	11.1	9	3	33.3	
	G S PHOI HIGH SCHOOL	2018	9434043	1				19	9	47.4							71	70	98.6	22	20	90.9	31	28	90.3	37	22	59.5	35	21	60	18	4	22.2	20	7	35	
GA-KHUNWANA HIGH SCHOOL	2019	9454048	3				39	24	61.5							82	81	98.8	56	55	98.2	42	28	66.7	35	29	82.9	33	30	90.9	22	20	90.9	23	20	87		
GA-KHUNWANA HIGH SCHOOL	2018	9454048	3				86	17	19.8							120	112	93.3	77	51	66.2	79	56	70.9	34	28	82.4	64	37	57.8	26	17	65.4	27	14	51.9		



Province Districts	Centre Name	Year	Centre Number	Quintile	Subject Description																																			
					Accounting			Agricultural Sciences			Business Studies			Economics			English First Additional Language			Geography			History			Life Sciences			Mathematical Literacy			Mathematics			Physical Sciences					
					Total Wrote	Achieved 30 - 100%	% Achieved at 30% and Above	Total Wrote	Achieved 30 - 100%	% Achieved at 30% and Above	Total Wrote	Achieved 30 - 100%	% Achieved at 30% and Above	Total Wrote	Achieved 30 - 100%	% Achieved at 30% and Above	Total Wrote	Achieved 30 - 100%	% Achieved at 30% and Above	Total Wrote	Achieved 30 - 100%	% Achieved at 30% and Above	Total Wrote	Achieved 30 - 100%	% Achieved at 30% and Above	Total Wrote	Achieved 30 - 100%	% Achieved at 30% and Above	Total Wrote	Achieved 30 - 100%	% Achieved at 30% and Above	Total Wrote	Achieved 30 - 100%	% Achieved at 30% and Above						
NGAKA M. MOLEMA	GABORONE SECONDARY SCHOOL	2019	9414044	1				12	8	66.7							18	18	100	16	13	81.3				16	12	75	6	4	66.7	11	1	9.1	5	3	60			
	GABORONE SECONDARY SCHOOL	2018	9414044	1				11	9	81.8							17	17	100	13	11	84.6				14	12	85.7	7	5	71.4	6	0	0	2	2	100			
	GAETSHO HIGH SCHOOL	2019	9414047	1				70	48	68.6							248	248	100	211	156	73.9	140	132	94.3	127	65	51.2	155	122	78.7	26	15	57.7	26	18	69.2			
	GAETSHO HIGH SCHOOL	2018	9414047	1				77	55	71.4							221	221	100	219	167	76.3	125	123	98.4	154	113	73.4	174	143	82.2	31	22	71	33	30	90.9			
	GEYSDORP SECONDARY SCHOOL	2019	9454051	1				70	50	71.4							71	70	98.6	45	30	66.7				63	50	79.4	41	36	87.8	21	20	95.2	21	17	81			
	GEYSDORP SECONDARY SCHOOL	2018	9454051	1				87	52	59.8							112	107	95.5	77	37	48.1				67	61	91	70	48	68.6	21	18	85.7	21	17	81			
	GOLF VIEW PARK HIGH SCHOOL	2019	9424277	4	26	22	84.6				81	73	90.1	61	48	78.7													81	58	71.6	54	53	98.1	53	33	62.3	27	24	88.9
	GOLF VIEW PARK HIGH SCHOOL	2018	9424277	4	10	8	80				86	76	88.4	51	50	98													108	81	75	78	77	98.7	41	38	92.7	31	24	77.4
	GOTHATA SECONDARY SCHOOL	2019	9454053	1				37	21	56.8							51	48	94.1	38	30	78.9				48	30	62.5	24	18	75	9	5	55.6	8	8	100			
	GOTHATA SECONDARY SCHOOL	2018	9454053	1				37	26	70.3							63	63	100	61	42	68.9				63	49	77.8	45	31	68.9	16	9	56.3	25	21	84			
	IKAGELANG HIGH SCHOOL	2019	9444054	1	5	5	100				34	25	73.5	40	14	35	67	67	100	24	24	100				24	23	95.8	36	24	66.7	24	9	37.5	23	13	56.5			
	IKAGELANG HIGH SCHOOL	2018	9444054	1	11	10	90.9				49	29	59.2	39	30	76.9	65	65	100							15	13	86.7	34	23	67.6	25	5	20	14	8	57.1			



Province Districts	Centre Name	Year	Centre Number	Quintile	Subject Description																																
					Accounting			Agricultural Sciences			Business Studies			Economics			English First Additional Language			Geography			History			Life Sciences			Mathematical Literacy			Mathematics			Physical Sciences		
					Total Wrote	Achieved 30 - 100%	% Achieved at 30% and Above	Total Wrote	Achieved 30 - 100%	% Achieved at 30% and Above	Total Wrote	Achieved 30 - 100%	% Achieved at 30% and Above	Total Wrote	Achieved 30 - 100%	% Achieved at 30% and Above	Total Wrote	Achieved 30 - 100%	% Achieved at 30% and Above	Total Wrote	Achieved 30 - 100%	% Achieved at 30% and Above	Total Wrote	Achieved 30 - 100%	% Achieved at 30% and Above	Total Wrote	Achieved 30 - 100%	% Achieved at 30% and Above	Total Wrote	Achieved 30 - 100%	% Achieved at 30% and Above	Total Wrote	Achieved 30 - 100%	% Achieved at 30% and Above			
NGAKA M. MOLEMA	KEBALEPILE JUN SEC SCHOOL	2019	9424068	4				88	79	89.8							134	134	100	129	110	85.3				110	97	88.2	77	70	90.9	38	22	57.9	23	23	100
	KEBALEPILE JUN SEC SCHOOL	2018	9424068	4				120	89	74.2							209	209	100	158	114	72.2				118	93	78.8	134	95	70.9	15	7	46.7	3	3	100
	KEBONANG SECONDARY SCHOOL	2019	9424069	4	4	4	100				16	14	87.5	55	37	67.3	98	98	100	71	69	97.2				67	56	83.6	59	57	96.6	17	8	47.1	16	13	81.3
	KEBONANG SECONDARY SCHOOL	2018	9424069	4	10	10	100				32	24	75	79	60	75.9	110	110	100	80	65	81.3				61	51	83.6	63	53	84.1	27	16	59.3	17	11	64.7
	KEJAKILE SECONDARY SCHOOL	2019	9454070	1				8	3	37.5							8	8	100	8	8	100				8	5	62.5	8	7	87.5						
	KGOKE LESABE PUBLIC SCHOOL	2019	9414071	1				25	24	96							56	56	100	17	17	100				27	16	59.3	24	24	100	7	1	14.3	12	9	75
	KGOKE LESABE PUBLIC SCHOOL	2018	9414071	1				22	19	86.4							52	51	98.1	30	17	56.7				27	14	51.9	19	15	78.9	7	2	28.6	6	6	100
	KGOSI SHOPE SECONDARY SCHOOL	2019	9434073	1				54	34	63							59	59	100	16	14	87.5	28	27	96.4	49	32	65.3	39	34	87.2	10	7	70	10	8	80
	KGOSI SHOPE SECONDARY SCHOOL	2018	9434073	1				34	26	76.5							34	34	100	8	8	100	14	14	100	33	25	75.8	22	13	59.1	11	9	81.8	11	7	63.6
	KHUMOSEJO SECONDARY SCHOOL	2019	9434074	2				29	21	72.4							56	56	100	36	30	83.3				46	27	58.7	23	21	91.3	14	7	50	13	6	46.2
	KHUMOSEJO SECONDARY SCHOOL	2018	9434074	2				7	7	100							15	15	100	15	15	100				15	14	93.3	6	6	100	9	5	55.6	8	8	100
	KOPANELO COMBINED SCHOOL	2019	9414077	1				32	29	90.6	18	17	94.4				32	32	100	13	12	92.3				31	20	64.5	25	24	96	6	3	50			

Province Districts	Centre Name	Year	Centre Number	Quintile	Subject Description																																
					Accounting			Agricultural Sciences			Business Studies			Economics			English First Additional Language			Geography			History			Life Sciences			Mathematical Literacy			Mathematics			Physical Sciences		
					Total Wrote	Achieved 30 - 100%	% Achieved at 30% and Above	Total Wrote	Achieved 30 - 100%	% Achieved at 30% and Above	Total Wrote	Achieved 30 - 100%	% Achieved at 30% and Above	Total Wrote	Achieved 30 - 100%	% Achieved at 30% and Above	Total Wrote	Achieved 30 - 100%	% Achieved at 30% and Above	Total Wrote	Achieved 30 - 100%	% Achieved at 30% and Above	Total Wrote	Achieved 30 - 100%	% Achieved at 30% and Above	Total Wrote	Achieved 30 - 100%	% Achieved at 30% and Above	Total Wrote	Achieved 30 - 100%	% Achieved at 30% and Above	Total Wrote	Achieved 30 - 100%	% Achieved at 30% and Above			
NGAKA M. MOLEMA	KOPANELO COMBINED SCHOOL	2018	9414077	1				10	10	100	7	7	100				11	11	100	3	3	100				10	8	80	11	10	90.9						
	KOPANELO SECONDARY SCHOOL	2019	9454279	3				24	12	50							44	44	100	27	21	77.8				38	25	65.8	24	19	79.2	13	9	69.2	12	11	91.7
	KOPANELO SECONDARY SCHOOL	2018	9454279	3				20	11	55							43	43	100	28	20	71.4				33	24	72.7	30	22	73.3	9	6	66.7	8	7	87.5
	KUTLWANO COMBINED SCHOOL	2019	9444079	1							6	6	100				14	14	100	11	10	90.9							9	7	77.8	2	2	100	2	2	100
	KUTLWANO COMBINED SCHOOL	2018	9444079	1							7	2	28.6				15	15	100	6	5	83.3							1	1	100	6	1	16.7	7	3	42.9
	LAPOLOGANG SEN SEC SCHOOL	2019	9424080	3				46	16	34.8							96	96	100	57	39	68.4	68	59	86.8	33	24	72.7	71	54	76.1	10	9	90	10	9	90
	LAPOLOGANG SEN SEC SCHOOL	2018	9424080	3				81	23	28.4							124	124	100	76	52	68.4	110	84	76.4	39	28	71.8	107	66	61.7	5	2	40	6	3	50
	LERETLETSE-LESEDI SEC SCHOOL	2019	9454086	1	11	8	72.7				34	22	64.7	23	11	47.8	61	60	98.4	29	19	65.5				16	15	93.8	26	19	73.1	27	10	37	15	11	73.3
	LERETLETSE-LESEDI SEC SCHOOL	2018	9454086	1	9	6	66.7				41	27	65.9	29	15	51.7	69	69	100	34	24	70.6				17	13	76.5	41	25	61	21	12	57.1	14	10	71.4
	LERUNTSE-LESEDI HIGH SCHOOL	2019	9454088	1				20	15	75							72	72	100	56	48	85.7	32	29	90.6	54	37	68.5	46	46	100	11	7	63.6	7	7	100
	LERUNTSE-LESEDI HIGH SCHOOL	2018	9454088	1				22	15	68.2							44	44	100	31	26	83.9	10	10	100	38	33	86.8	31	31	100	9	8	88.9	5	5	100
	LETEANE HIGH SCHOOL	2019	9424089	3	11	7	63.6	23	20	87	22	20	90.9	22	13	59.1	76	76	100	32	31	96.9	27	25	92.6	33	28	84.8	24	24	100	27	10	37	16	15	93.8
LETEANE HIGH SCHOOL	2018	9424089	3	29	10	34.5	86	34	39.5	34	19	55.9	34	15	44.1	146	145	99.3	66	49	74.2	73	69	94.5	58	44	75.9	95	47	49.5	38	15	39.5	30	15	50	



Province Districts	Centre Name	Year	Centre Number	Quintile	Subject Description																																
					Accounting			Agricultural Sciences			Business Studies			Economics			English First Additional Language			Geography			History			Life Sciences			Mathematical Literacy			Mathematics			Physical Sciences		
					Total Wrote	Achieved 30 - 100%	% Achieved at 30% and Above	Total Wrote	Achieved 30 - 100%	% Achieved at 30% and Above	Total Wrote	Achieved 30 - 100%	% Achieved at 30% and Above	Total Wrote	Achieved 30 - 100%	% Achieved at 30% and Above	Total Wrote	Achieved 30 - 100%	% Achieved at 30% and Above	Total Wrote	Achieved 30 - 100%	% Achieved at 30% and Above	Total Wrote	Achieved 30 - 100%	% Achieved at 30% and Above	Total Wrote	Achieved 30 - 100%	% Achieved at 30% and Above	Total Wrote	Achieved 30 - 100%	% Achieved at 30% and Above	Total Wrote	Achieved 30 - 100%	% Achieved at 30% and Above			
NGAKA M. MOLEMA	MADIBOGO HIGH SCHOOL	2019	9434101	2				79	54	68.4							125	125	100	78	72	92.3				84	65	77.4	72	62	86.1	21	9	42.9	19	10	52.6
	MADIBOGO HIGH SCHOOL	2018	9434101	2				34	24	70.6							94	94	100	49	45	91.8				56	45	80.4	47	20	42.6	36	24	66.7	29	19	65.5
	MAFIKENG HIGH SCHOOL	2019	9424102	4	29	26	89.7				70	41	58.6				12	12	100	50	45	90	18	18	100	50	41	82	54	53	98.1	35	19	54.3	19	17	89.5
	MAFIKENG HIGH SCHOOL	2018	9424102	4	33	29	87.9				66	45	68.2				13	13	100	40	34	85	27	26	96.3	45	42	93.3	47	40	85.1	46	32	69.6	27	23	85.2
	MAMORATWA MIDDLE F A	2019	9454107	1													41	41	100	22	14	63.6				18	17	94.4	31	21	67.7	9	3	33.3	9	9	100
	MAMORATWA MIDDLE F A	2018	9454107	1													48	48	100	19	7	36.8				26	23	88.5	33	18	54.5	11	9	81.8	11	10	90.9
	MARUAPULA SECONDARY SCHOOL	2019	9444112	1				6	6	100							33	32	97	28	28	100				29	28	96.6	17	15	88.2	11	6	54.5	6	5	83.3
	MARUAPULA SECONDARY SCHOOL	2018	9444112	1				6	6	100							23	22	95.7	20	20	100				20	20	100	12	8	66.7	9	2	22.2	7	5	71.4
	MASELWANYANE HIGH SCHOOL	2019	9424115	1				18	15	83.3	8	6	75	7	6	85.7	35	35	100	29	27	93.1				17	17	100	20	18	90	4	2	50	4	2	50
	MASELWANYANE HIGH SCHOOL	2018	9424115	1				19	17	89.5	13	7	53.8	12	8	66.7	65	64	98.5	49	42	85.7				30	27	90	29	18	62.1	18	10	55.6	12	11	91.7
	MATTHEWS MANGOPE HIGH SCHOOL	2019	9444117	1				26	26	100							26	26	100	26	26	100				26	23	88.5	18	18	100	8	8	100	8	8	100
MATTHEWS MANGOPE HIGH SCHOOL	2018	9444117	1				21	19	90.5							21	21	100	21	15	71.4				15	13	86.7	11	10	90.9	5	3	60	5	4	80	

Province Districts	Centre Name	Year	Centre Number	Quintile	Subject Description																																			
					Accounting			Agricultural Sciences			Business Studies			Economics			English First Additional Language			Geography			History			Life Sciences			Mathematical Literacy			Mathematics			Physical Sciences					
					Total Wrote	Achieved 30 - 100%	% Achieved at 30% and Above	Total Wrote	Achieved 30 - 100%	% Achieved at 30% and Above	Total Wrote	Achieved 30 - 100%	% Achieved at 30% and Above	Total Wrote	Achieved 30 - 100%	% Achieved at 30% and Above	Total Wrote	Achieved 30 - 100%	% Achieved at 30% and Above	Total Wrote	Achieved 30 - 100%	% Achieved at 30% and Above	Total Wrote	Achieved 30 - 100%	% Achieved at 30% and Above	Total Wrote	Achieved 30 - 100%	% Achieved at 30% and Above	Total Wrote	Achieved 30 - 100%	% Achieved at 30% and Above	Total Wrote	Achieved 30 - 100%	% Achieved at 30% and Above						
NGAKA M. MOLEMA	MMABATHO HIGH SCHOOL	2019	9424120	4	17	17	100				69	59	85.5	16	16	100	131	131	100	136	128	94.1	107	106	99.1	76	75	98.7	85	81	95.3	82	48	58.5	45	39	86.7			
	MMABATHO HIGH SCHOOL	2018	9424120	4	17	17	100				54	50	92.6	26	24	92.3	115	115	100	131	117	89.3	68	68	100	79	79	100	59	48	81.4	92	73	79.3	64	58	90.6			
	MMAJANE SEC SCHOOL	2019	9444123	2	14	6	42.9	24	21	87.5	14	12	85.7	23	8	34.8	48	48	100	19	18	94.7				20	18	90	34	30	88.2	14	12	85.7	11	10	90.9			
	MMAJANE SEC SCHOOL	2018	9444123	2	8	5	62.5	60	50	83.3	8	8	100	17	13	76.5	86	86	100	42	38	90.5				65	48	73.8	56	43	76.8	26	26	100	25	21	84			
	MMAKGAJE SECONDARY SCHOOL	2019	9444124	2	6	4	66.7				6	5	83.3	25	20	80	25	25	100	19	19	100							22	22	100	3	0	0						
	MMAKGAJE SECONDARY SCHOOL	2018	9444124	2	9	6	66.7				10	9	90	22	16	72.7	27	27	100	14	10	71.4							20	14	70	5	1	20						
	MMOLEDI HIGH SCHOOL	2019	9434127	2				41	22	53.7									61	61	100	45	32	71.1	9	7	77.8	40	30	75	30	25	83.3	16	6	37.5	19	4	21.1	
	MMOLEDI HIGH SCHOOL	2018	9434127	2				34	24	70.6									50	50	100	19	16	84.2	10	10	100	29	24	82.8	34	22	64.7	8	4	50	8	7	87.5	
	MOCOCE HIGH SCHOOL	2019	9424129	2				45	44	97.8									49	49	100	45	44	97.8	5	5	100	42	40	95.2	38	37	97.4	9	5	55.6	4	4	100	
	MOCOCE HIGH SCHOOL	2018	9424129	2				63	37	58.7									86	85	98.8	58	34	58.6	11	8	72.7	47	41	87.2	56	23	41.1	7	5	71.4	6	6	100	
	MOGAKOLODI-MASIBI COMPR SCHOOL	2019	9434130	1	7	6	85.7				7	7	100	33	30	90.9	41	41	100	33	32	97				32	26	81.3	28	28	100	11	6	54.5	7	5	71.4			
	MOGAKOLODI-MASIBI COMPR SCHOOL	2018	9434130	1	9	7	77.8				9	7	77.8	41	33	80.5	48	48	100	37	32	86.5				35	29	82.9	41	31	75.6	6	6	100	4	4	100			




Province Districts	Centre Name	Year	Centre Number	Quintile	Subject Description																																
					Accounting			Agricultural Sciences			Business Studies			Economics			English First Additional Language			Geography			History			Life Sciences			Mathematical Literacy			Mathematics			Physical Sciences		
					Total Wrote	Achieved 30 - 100%	% Achieved at 30% and Above	Total Wrote	Achieved 30 - 100%	% Achieved at 30% and Above	Total Wrote	Achieved 30 - 100%	% Achieved at 30% and Above	Total Wrote	Achieved 30 - 100%	% Achieved at 30% and Above	Total Wrote	Achieved 30 - 100%	% Achieved at 30% and Above	Total Wrote	Achieved 30 - 100%	% Achieved at 30% and Above	Total Wrote	Achieved 30 - 100%	% Achieved at 30% and Above	Total Wrote	Achieved 30 - 100%	% Achieved at 30% and Above	Total Wrote	Achieved 30 - 100%	% Achieved at 30% and Above	Total Wrote	Achieved 30 - 100%	% Achieved at 30% and Above			
NGAKA M. MOLEMA	MOKGAKALA HIGH SCHOOL	2019	9444135	2				70	59	84.3							84	84	100	29	29	100				81	54	66.7	51	43	84.3	25	13	52	24	21	87.5
	MOKGAKALA HIGH SCHOOL	2018	9444135	2	13	7	53.8	47	37	78.7	17	12	70.6				94	94	100	54	50	92.6				75	68	90.7	38	29	76.3	50	30	60	47	25	53.2
	MOKGOJWA INTERMEDIATE SCHOOL	2019	9444136	2				10	10	100							28	28	100	28	27	96.4				28	27	96.4	18	18	100	10	10	100	14	12	85.7
	MOKGOJWA INTERMEDIATE SCHOOL	2018	9444136	2				15	15	100							24	24	100	24	22	91.7				24	23	95.8	23	19	82.6	1	0	0	5	3	60
	MOLELWANE SECONDARY SCHOOL	2019	9424476	3	10	6	60				110	50	45.5	105	68	64.8	148	145	98	111	79	71.2				17	17	100	110	80	72.7	24	8	33.3	14	12	85.7
	MOLELWANE SECONDARY SCHOOL	2018	9424476	3	18	12	66.7				125	49	39.2	123	86	69.9	145	145	100	121	75	62				12	11	91.7	109	76	69.7	26	6	23.1	9	9	100
	MORE SEC SCHOOL	2019	9414140	1	4	2	50				49	27	55.1	26	9	34.6	76	76	100							41	28	68.3	1	0	0						
	MORE SEC SCHOOL	2018	9414140	1	10	9	90				75	39	52	45	25	55.6	77	77	100							59	29	49.2	10	0	0						
	MOSEKAPHOFU SECONDARY SCHOOL	2019	9444142	1				18	16	88.9	18	14	77.8				44	44	100	42	40	95.2				25	24	96	31	30	96.8	11	9	81.8	21	16	76.2
	MOSEKAPHOFU SECONDARY SCHOOL	2018	9444142	1				19	14	73.7	7	7	100				33	33	100	25	23	92				18	18	100	19	16	84.2	14	14	100	14	14	100
	MOSIKARE SECONDARY SCHOOL	2019	9424144	1	16	14	87.5	27	20	74.1	18	14	77.8	18	15	83.3	106	103	97.2	71	65	91.5	41	40	97.6	34	28	82.4	69	52	75.4	20	13	65	14	10	71.4
	MOSIKARE SECONDARY SCHOOL	2018	9424144	1	30	17	56.7	67	30	44.8	32	31	96.9	33	29	87.9	146	145	99.3	85	56	65.9	78	73	93.6	29	28	96.6	102	63	61.8	19	16	84.2	15	13	86.7

Province Districts	Centre Name	Year	Centre Number	Quintile	Subject Description																																
					Accounting			Agricultural Sciences			Business Studies			Economics			English First Additional Language			Geography			History			Life Sciences			Mathematical Literacy			Mathematics			Physical Sciences		
					Total Wrote	Achieved 30 - 100%	% Achieved at 30% and Above	Total Wrote	Achieved 30 - 100%	% Achieved at 30% and Above	Total Wrote	Achieved 30 - 100%	% Achieved at 30% and Above	Total Wrote	Achieved 30 - 100%	% Achieved at 30% and Above	Total Wrote	Achieved 30 - 100%	% Achieved at 30% and Above	Total Wrote	Achieved 30 - 100%	% Achieved at 30% and Above	Total Wrote	Achieved 30 - 100%	% Achieved at 30% and Above	Total Wrote	Achieved 30 - 100%	% Achieved at 30% and Above	Total Wrote	Achieved 30 - 100%	% Achieved at 30% and Above	Total Wrote	Achieved 30 - 100%	% Achieved at 30% and Above			
NGAKA M. MOLEMA	MOTHIBINYANE HIGH SCHOOL	2019	9434146	2				33	26	78.8							33	33	100	20	18	90				26	22	84.6	19	18	94.7	6	4	66.7	5	2	40
	MOTHIBINYANE HIGH SCHOOL	2018	9434146	2				38	21	55.3							39	39	100	32	17	53.1				27	24	88.9	30	16	53.3	2	2	100	2	2	100
	MOTHUSI MARUMOLOA SEC SCHOOL	2019	9439010	1	9	2	22.2	23	10	43.5	9	8	88.9				32	31	96.9	32	20	62.5				23	5	21.7	23	12	52.2	9	2	22.2			
	MOTSAALORE SECONDARY SCHOOL	2019	9444148	1				56	32	57.1							79	78	98.7	62	50	80.6	18	12	66.7	77	35	45.5	58	46	79.3	18	11	61.1	19	16	84.2
	MOTSAALORE SECONDARY SCHOOL	2018	9444148	1				39	27	69.2							60	60	100	49	38	77.6	9	5	55.6	61	44	72.1	48	33	68.8	13	7	53.8	19	17	89.5
	MOTSWEDI HIGH SCHOOL	2019	9444149	3	12	8	66.7	52	49	94.2	45	33	73.3	30	22	73.3	157	157	100	124	97	78.2	47	47	100	91	78	85.7	97	88	90.7	66	23	34.8	34	33	97.1
	MOTSWEDI HIGH SCHOOL	2018	9444149	3	22	15	68.2	72	59	81.9	45	37	82.2	26	22	84.6	179	179	100	141	119	84.4	39	33	84.6	108	99	91.7	97	84	86.6	98	69	70.4	66	65	98.5
	MOTUBA HIGH SCHOOL	2019	9424150	1				12	12	100							59	59	100	26	25	96.2	47	33	70.2	42	22	52.4	37	27	73	10	6	60	8	6	75
	MOTUBA HIGH SCHOOL	2018	9424150	1				12	12	100							50	50	100	32	25	78.1	37	34	91.9	38	31	81.6	38	18	47.4	10	5	50	6	5	83.3
	MPOLOKANG HIGH SCHOOL	2019	9444152	1				56	47	83.9							73	73	100	58	56	96.6				67	41	61.2	48	46	95.8	18	11	61.1	18	8	44.4
	MPOLOKANG HIGH SCHOOL	2018	9444152	1				66	44	66.7							79	79	100	62	39	62.9				71	42	59.2	59	41	69.5	13	12	92.3	13	12	92.3
	N R MANDELA COMM SEC SCHOOL	2019	9444153	2	6	5	83.3				44	20	45.5	53	31	58.5	60	59	98.3							38	24	63.2	23	21	91.3	22	9	40.9	13	9	69.2



Province Districts	Centre Name	Year	Centre Number	Quintile	Subject Description																																			
					Accounting			Agricultural Sciences			Business Studies			Economics			English First Additional Language			Geography			History			Life Sciences			Mathematical Literacy			Mathematics			Physical Sciences					
					Total Wrote	Achieved 30 - 100%	% Achieved at 30% and Above	Total Wrote	Achieved 30 - 100%	% Achieved at 30% and Above	Total Wrote	Achieved 30 - 100%	% Achieved at 30% and Above	Total Wrote	Achieved 30 - 100%	% Achieved at 30% and Above	Total Wrote	Achieved 30 - 100%	% Achieved at 30% and Above	Total Wrote	Achieved 30 - 100%	% Achieved at 30% and Above	Total Wrote	Achieved 30 - 100%	% Achieved at 30% and Above	Total Wrote	Achieved 30 - 100%	% Achieved at 30% and Above	Total Wrote	Achieved 30 - 100%	% Achieved at 30% and Above	Total Wrote	Achieved 30 - 100%	% Achieved at 30% and Above						
NGAKA M. MOLEMA	OBUSITSE SECONDARY SCHOOL	2019	9434161	3				20	16	80							37	37	100	24	23	95.8	9	9	100	30	27	90	16	15	93.8	14	9	64.3	14	11	78.6			
	OBUSITSE SECONDARY SCHOOL	2018	9434161	3				12	6	50							27	27	100	24	15	62.5	10	10	100	20	16	80	10	4	40	17	6	35.3	15	5	33.3			
	ONKABETSE-THUTO TECHNICAL and COMM	2019	9434162	3	28	18	64.3				24	23	95.8	24	16	66.7	43	43	100							18	14	77.8	20	20	100	18	13	72.2	11	9	81.8			
	ONKABETSE-THUTO TECHNICAL and COMM	2018	9434162	3	42	20	47.6				27	17	63	30	14	46.7	53	53	100							20	15	75	22	15	68.2	19	13	68.4	13	7	53.8			
	ONKGOPOTSE TIRO COMP SCHOOL	2019	9424259	1							7	6	85.7	8	6	75	28	28	100	13	11	84.6				5	5	100	9	9	100	3	3	100	3	2	66.7			
	ONKGOPOTSE TIRO COMP SCHOOL	2018	9424259	1	5	4	80				12	9	75	12	10	83.3	40	40	100	19	10	52.6				12	9	75	18	16	88.9	6	4	66.7	5	4	80			
	PHAKEDI HIGH SCHOOL	2019	9444165	3	6	6	100	52	43	82.7	22	21	95.5	21	17	81	75	75	100	22	19	86.4				52	25	48.1	38	34	89.5	34	9	26.5	29	19	65.5			
	PHAKEDI HIGH SCHOOL	2018	9444165	3	8	8	100	31	28	90.3	24	19	79.2	24	15	62.5	57	57	100	12	11	91.7				30	29	96.7	36	28	77.8	18	10	55.6	19	15	78.9			
	PHATLHOSO HIGH SCHOOL	2019	9444166	3				12	12	100							12	12	100	12	12	100				12	12	100	12	12	100									
	PHATLHOSO HIGH SCHOOL	2018	9444166	3				8	7	87.5							8	8	100	8	8	100				8	8	100	8	7	87.5									
	PHATSIMA SEC SCHOOL	2019	9454167	3				25	20	80							78	78	100	39	31	79.5				62	56	90.3	46	43	93.5	20	19	95	19	15	78.9			
	PHATSIMA SEC SCHOOL	2018	9454167	3				20	11	55							56	56	100	29	20	69				26	23	88.5	40	33	82.5	6	6	100	5	5	100			
	R A KOBUE HIGH SCHOOL	2019	9424171	1				39	34	87.2							82	82	100	23	20	87	28	24	85.7	60	41	68.3	33	29	87.9	24	5	20.8	10	9	90			
	R A KOBUE HIGH SCHOOL	2018	9424171	1				97	67	69.1							144	144	100	64	40	62.5	47	41	87.2	106	71	67	57	38	66.7	63	12	19	27	15	55.6			



Province Districts	Centre Name	Year	Centre Number	Quintile	Subject Description																																
					Accounting			Agricultural Sciences			Business Studies			Economics			English First Additional Language			Geography			History			Life Sciences			Mathematical Literacy			Mathematics			Physical Sciences		
					Total Wrote	Achieved 30 - 100%	% Achieved at 30% and Above	Total Wrote	Achieved 30 - 100%	% Achieved at 30% and Above	Total Wrote	Achieved 30 - 100%	% Achieved at 30% and Above	Total Wrote	Achieved 30 - 100%	% Achieved at 30% and Above	Total Wrote	Achieved 30 - 100%	% Achieved at 30% and Above	Total Wrote	Achieved 30 - 100%	% Achieved at 30% and Above	Total Wrote	Achieved 30 - 100%	% Achieved at 30% and Above	Total Wrote	Achieved 30 - 100%	% Achieved at 30% and Above	Total Wrote	Achieved 30 - 100%	% Achieved at 30% and Above						
NGAKA M. MOLEMA	RAKGWEDI-BOKANG HIGH SCHOOL	2019	9454174	2				42	37	88.1							67	67	100	55	49	89.1	19	19	100	43	40	93	39	39	100	8	7	87.5	11	10	90.9
	RAKGWEDI-BOKANG HIGH SCHOOL	2018	9454174	2				48	34	70.8							69	68	98.6	40	28	70	13	10	76.9	53	38	71.7	30	21	70	12	9	75	12	12	100
	RAMAINE HIGH SCHOOL	2019	9424175	3	7	6	85.7				9	9	100	9	7	77.8	91	91	100	58	45	77.6	56	49	87.5	49	34	69.4	42	35	83.3	18	12	66.7	18	16	88.9
	RAMAINE HIGH SCHOOL	2018	9424175	3	3	2	66.7				5	2	40	5	4	80	94	94	100	75	48	64	53	53	100	49	34	69.4	37	30	81.1	14	12	85.7	12	11	91.7
	RAMATU HIGH SCHOOL	2019	9444177	3				39	36	92.3	50	50	100				107	106	99.1	67	59	88.1				52	50	96.2	76	65	85.5	25	14	56	30	17	56.7
	RAMATU HIGH SCHOOL	2018	9444177	3				123	95	77.2	10	10	100				156	156	100	61	57	93.4				141	97	68.8	122	73	59.8	28	16	57.1	27	24	88.9
	RAMOKONYANE SECONDARY SCHOOL	2019	9454178	1	23	22	95.7				23	22	95.7	23	22	95.7	23	23	100													23	3	13			
	RAMOKONYANE SECONDARY SCHOOL	2018	9454178	1	6	6	100				6	6	100	6	6	100	6	6	100													6	4	66.7			
	RAMOTSHERE HIGH SCHOOL	2019	9444179	3							63	47	74.6				214	212	99.1	84	69	82.1				79	57	72.2	49	39	79.6	71	36	50.7	58	49	84.5
	RAMOTSHERE HIGH SCHOOL	2018	9444179	3							47	31	66				189	189	100	62	40	64.5				53	46	86.8	38	28	73.7	71	45	63.4	68	61	89.7
	REALEKA SECONDARY SCHOOL	2019	9454181	2	29	9	31	33	30	90.9	29	22	75.9	30	24	80	137	137	100	81	61	75.3	52	42	80.8	81	44	54.3	92	71	77.2	33	13	39.4	12	10	83.3
	REALEKA SECONDARY SCHOOL	2018	9454181	2	40	14	35	17	15	88.2	38	29	76.3	39	33	84.6	122	122	100	59	48	81.4	27	22	81.5	55	41	74.5	88	62	70.5	24	21	87.5	17	12	70.6
	REARABILWE SECONDARY SCHOOL	2019	9444183	1	17	7	41.2	41	30	73.2	22	18	81.8	29	15	51.7	111	110	99.1	52	34	65.4				56	41	73.2	83	64	77.1	19	5	26.3	19	15	78.9

Province Districts	Centre Name	Year	Centre Number	Quintile	Subject Description																																
					Accounting			Agricultural Sciences			Business Studies			Economics			English First Additional Language			Geography			History			Life Sciences			Mathematical Literacy			Mathematics			Physical Sciences		
					Total Wrote	Achieved 30 - 100%	% Achieved at 30% and Above	Total Wrote	Achieved 30 - 100%	% Achieved at 30% and Above	Total Wrote	Achieved 30 - 100%	% Achieved at 30% and Above	Total Wrote	Achieved 30 - 100%	% Achieved at 30% and Above	Total Wrote	Achieved 30 - 100%	% Achieved at 30% and Above	Total Wrote	Achieved 30 - 100%	% Achieved at 30% and Above	Total Wrote	Achieved 30 - 100%	% Achieved at 30% and Above	Total Wrote	Achieved 30 - 100%	% Achieved at 30% and Above	Total Wrote	Achieved 30 - 100%	% Achieved at 30% and Above	Total Wrote	Achieved 30 - 100%	% Achieved at 30% and Above			
NGAKA M. MOLEMA	REARABILWE SECONDARY SCHOOL	2018	9444183	1	12	6	50	52	26	50	18	13	72.2	24	15	62.5	122	122	100	61	34	55.7				54	46	85.2	94	49	52.1	21	13	61.9	18	15	83.3
	REBONEILWE SECONDARY SCHOOL	2019	9414475	3				5	4	80							70	70	100	54	51	94.4	51	48	94.1	54	40	74.1	47	45	95.7	10	4	40	10	8	80
	REBONEILWE SECONDARY SCHOOL	2018	9414475	3				28	14	50							125	121	96.8	85	66	77.6	66	44	66.7	77	54	70.1	66	50	75.8	18	12	66.7	17	17	100
	REDIBONE SECONDARY SCHOOL	2019	9424186	4													103	103	100	103	101	98.1	100	99	99	105	67	63.8	92	87	94.6	13	8	61.5	13	7	53.8
	REDIBONE SECONDARY SCHOOL	2018	9424186	4													64	63	98.4	79	74	93.7	63	60	95.2	72	58	80.6	59	56	94.9	12	10	83.3	11	10	90.9
	REGOLOTSWE HIGH SCHOOL	2019	9414188	3				17	15	88.2	18	11	61.1	16	12	75	59	59	100	38	37	97.4				36	21	58.3	36	28	77.8	19	7	36.8	21	10	47.6
	REGOLOTSWE HIGH SCHOOL	2018	9414188	3				21	14	66.7	17	16	94.1	16	16	100	65	65	100	44	35	79.5				47	31	66	35	29	82.9	21	12	57.1	21	13	61.9
	S C KGOBOKOE HIGH SCHOOL	2019	9424196	2				13	8	61.5							50	50	100	32	29	90.6	16	16	100	32	27	84.4	26	19	73.1	17	10	58.8	17	15	88.2
	S C KGOBOKOE HIGH SCHOOL	2018	9424196	2				15	9	60							56	56	100	46	33	71.7	20	20	100	38	27	71.1	34	25	73.5	10	6	60	10	10	100
	SAKALENGWE HIGH SCHOOL	2019	9444198	3				6	5	83.3							10	10	100	10	10	100				9	2	22.2	6	6	100	2	0	0	3	0	0
	SAKALENGWE HIGH SCHOOL	2018	9444198	3				9	8	88.9							12	12	100	11	11	100				11	10	90.9	9	8	88.9	3	3	100	3	3	100
SANNIESHOF HIGH SCHOOL	2019	9454200	4	11	10	90.9	15	15	100	7	5	71.4				31	31	100							7	7	100	18	18	100	13	13	100	10	9	90	

Province Districts	Centre Name	Year	Centre Number	Quintile	Subject Description																																
					Accounting			Agricultural Sciences			Business Studies			Economics			English First Additional Language			Geography			History			Life Sciences			Mathematical Literacy			Mathematics			Physical Sciences		
					Total Wrote	Achieved 30 - 100%	% Achieved at 30% and Above	Total Wrote	Achieved 30 - 100%	% Achieved at 30% and Above	Total Wrote	Achieved 30 - 100%	% Achieved at 30% and Above	Total Wrote	Achieved 30 - 100%	% Achieved at 30% and Above	Total Wrote	Achieved 30 - 100%	% Achieved at 30% and Above	Total Wrote	Achieved 30 - 100%	% Achieved at 30% and Above	Total Wrote	Achieved 30 - 100%	% Achieved at 30% and Above	Total Wrote	Achieved 30 - 100%	% Achieved at 30% and Above	Total Wrote	Achieved 30 - 100%	% Achieved at 30% and Above	Total Wrote	Achieved 30 - 100%	% Achieved at 30% and Above			
NGAKA M. MOLEMA	SANNIESHOF HIGH SCHOOL	2018	9454200	4	13	13	100	14	14	100	11	10	90.9			41	41	100							12	12	100	26	26	100	15	15	100	12	12	100	
	SEJANKABO HIGH SCHOOL	2019	9424205	2				12	12	100						52	52	100	27	25	92.6	19	18	94.7	42	35	83.3	25	25	100	16	7	43.8	16	10	62.5	
	SEJANKABO HIGH SCHOOL	2018	9424205	2				29	17	58.6						63	63	100	36	32	88.9	21	21	100	49	38	77.6	45	33	73.3	13	11	84.6	13	12	92.3	
	SELEJE SECONDARY SCHOOL	2019	9424208	1				20	20	100						30	30	100	26	26	100	21	21	100	11	11	100	21	20	95.2	6	5	83.3	6	5	83.3	
	SELEJE SECONDARY SCHOOL	2018	9424208	1				31	25	80.6						47	47	100	47	40	85.1	26	26	100	14	14	100	26	19	73.1	7	5	71.4	6	6	100	
	SETILO SECONDARY SCHOOL	2019	9434210	3	4	3	75	37	30	81.1	4	4	100	4	4	100	52	52	100	48	44	91.7				46	44	95.7	37	35	94.6	11	3	27.3	11	5	45.5
	SETILO SECONDARY SCHOOL	2018	9434210	3	3	3	100	60	30	50	5	3	60	3	3	100	82	82	100	63	52	82.5				62	51	82.3	73	51	69.9	7	6	85.7	16	10	62.5
	SETLOPO SCIENCE and COMM SCHOOL	2019	9424211	2	1	1	100				29	18	62.1	31	20	64.5	90	90	100	89	77	86.5				58	56	96.6	29	27	93.1	59	14	23.7	58	25	43.1
	SETLOPO SCIENCE and COMM SCHOOL	2018	9424211	2	7	7	100				56	38	67.9	47	27	57.4	124	124	100	107	73	68.2				61	60	98.4	46	32	69.6	57	37	64.9	53	31	58.5
	SETUMO HIGH SCHOOL	2019	9424212	2				37	33	89.2						107	107	100	25	24	96	12	12	100	25	18	72	39	37	94.9	12	6	50	7	7	100	
	SETUMO HIGH SCHOOL	2018	9424212	2				51	48	94.1						107	107	100	30	24	80	16	16	100	52	48	92.3	57	45	78.9	32	18	56.3	14	8	57.1	
	SOL PLAATJE SECONDARY SCHOOL	2019	9424216	4	32	29	90.6				68	54	79.4	53	45	84.9	14	14	100	56	56	100				42	36	85.7	50	49	98	61	45	73.8	36	34	94.4
	SOL PLAATJE SECONDARY SCHOOL	2018	9424216	4	28	26	92.9				91	71	78	66	66	100	13	13	100	72	70	97.2				53	48	90.6	59	57	96.6	84	63	75	58	42	72.4



Province Districts	Centre Name	Year	Centre Number	Quintile	Subject Description																																
					Accounting			Agricultural Sciences			Business Studies			Economics			English First Additional Language			Geography			History			Life Sciences			Mathematical Literacy			Mathematics			Physical Sciences		
					Total Wrote	Achieved 30 - 100%	% Achieved at 30% and Above	Total Wrote	Achieved 30 - 100%	% Achieved at 30% and Above	Total Wrote	Achieved 30 - 100%	% Achieved at 30% and Above	Total Wrote	Achieved 30 - 100%	% Achieved at 30% and Above	Total Wrote	Achieved 30 - 100%	% Achieved at 30% and Above	Total Wrote	Achieved 30 - 100%	% Achieved at 30% and Above	Total Wrote	Achieved 30 - 100%	% Achieved at 30% and Above	Total Wrote	Achieved 30 - 100%	% Achieved at 30% and Above	Total Wrote	Achieved 30 - 100%	% Achieved at 30% and Above	Total Wrote	Achieved 30 - 100%	% Achieved at 30% and Above			
NGAKA M. MOLEMA	ST MARY'S SEC SCHOOL	2019	9424218	4	14	13	92.9				35	33	94.3	12	12	100	62	62	100	42	39	92.9				20	19	95	24	24	100	29	21	72.4	17	17	100
	ST MARY'S SEC SCHOOL	2018	9424218	4	12	12	100				59	53	89.8	14	14	100	98	98	100	77	76	98.7				30	30	100	51	44	86.3	36	23	63.9	24	22	91.7
	TAU-RAPULANA HIGH SCHOOL	2019	9414219	1				95	45	47.4							144	140	97.2	116	74	63.8	52	32	61.5	111	46	41.4	100	74	74	19	7	36.8	11	10	90.9
	TAU-RAPULANA HIGH SCHOOL	2018	9414219	1				31	23	74.2							77	77	100	74	50	67.6	26	20	76.9	74	47	63.5	40	26	65	21	5	23.8	18	6	33.3
	TETLANO SECONDARY SCHOOL	2019	9424221	3				24	19	79.2							38	38	100	31	29	93.5	29	28	96.6	9	7	77.8	23	23	100	6	6	100	6	4	66.7
	TETLANO SECONDARY SCHOOL	2018	9424221	3				41	21	51.2							62	62	100	56	39	69.6	38	37	97.4	16	14	87.5	34	23	67.6	10	8	80	10	10	100
	THUTO-KE-MATLA SECONDARY SCHOOL	2019	9444227	3							17	13	76.5				25	24	96	19	18	94.7				16	9	56.3	9	8	88.9	8	1	12.5	8	5	62.5
	THUTO-KE-MATLA SECONDARY SCHOOL	2018	9444227	3							14	10	71.4				24	24	100	25	19	76				24	14	58.3	14	6	42.9	11	3	27.3	10	7	70
	TIEGO TAWANA SECONDARY SCHOOL	2019	9424229	2				29	24	82.8							41	41	100	10	10	100	37	35	94.6	39	16	41	35	28	80	4	3	75	4	4	100
	TIEGO TAWANA SECONDARY SCHOOL	2018	9424229	2				59	43	72.9							69	69	100	10	9	90	53	48	90.6	69	45	65.2	53	23	43.4	16	8	50	16	10	62.5
	TIRISANO SECONDARY SCHOOL	2019	9454464	2				25	9	36	21	14	66.7	19	6	31.6	81	80	98.8	42	36	85.7	51	40	78.4	28	18	64.3	66	52	78.8	8	4	50	8	7	87.5
	TIRISANO SECONDARY SCHOOL	2018	9454464	2				39	18	46.2	18	11	61.1	28	14	50	87	87	100	23	15	65.2	47	34	72.3	26	20	76.9	57	43	75.4	8	8	100	8	8	100



Province Districts	Centre Name	Year	Centre Number	Quintile	Subject Description																																
					Accounting			Agricultural Sciences			Business Studies			Economics			English First Additional Language			Geography			History			Life Sciences			Mathematical Literacy			Mathematics			Physical Sciences		
					Total Wrote	Achieved 30 - 100%	% Achieved at 30% and Above	Total Wrote	Achieved 30 - 100%	% Achieved at 30% and Above	Total Wrote	Achieved 30 - 100%	% Achieved at 30% and Above	Total Wrote	Achieved 30 - 100%	% Achieved at 30% and Above	Total Wrote	Achieved 30 - 100%	% Achieved at 30% and Above	Total Wrote	Achieved 30 - 100%	% Achieved at 30% and Above	Total Wrote	Achieved 30 - 100%	% Achieved at 30% and Above	Total Wrote	Achieved 30 - 100%	% Achieved at 30% and Above	Total Wrote	Achieved 30 - 100%	% Achieved at 30% and Above	Total Wrote	Achieved 30 - 100%	% Achieved at 30% and Above			
NGAKA M. MOLEMA	Z M SEATLHOLO HIGH SCHOOL	2019	9424250	2	11	8	72.7				27	22	81.5	13	10	76.9	62	62	100	46	36	78.3	23	22	95.7	13	13	100	29	26	89.7	11	2	18.2	19	7	36.8
	Z M SEATLHOLO HIGH SCHOOL	2018	9424250	2	12	9	75				33	16	48.5	12	11	91.7	40	40	100	27	26	96.3	20	20	100	7	7	100	33	25	75.8	7	4	57.1	7	7	100
	ZEERUST COMBINED SCHOOL	2019	9444278	4	10	8	80				38	35	92.1	55	36	65.5				17	16	94.1				34	27	79.4	35	34	97.1	29	7	24.1	14	7	50
	ZEERUST COMBINED SCHOOL	2018	9444278	4	16	15	93.8				46	46	100	51	45	88.2				13	12	92.3				33	31	93.9	36	33	91.7	30	18	60	15	12	80
	ZEERUST HIGH SCHOOL	2019	9444251	5	36	32	88.9				75	65	86.7				32	32	100				31	29	93.5	76	65	85.5	55	54	98.2	57	53	93	42	31	73.8
	ZEERUST HIGH SCHOOL	2018	9444251	5	17	15	88.2				63	51	81				27	27	100				42	42	100	82	76	92.7	50	50	100	47	46	97.9	37	34	91.9



# Northern Cape



Province Districts	Centre Name	Year	Centre Number	Quintile	Subject Description																																
					Accounting			Agricultural Sciences			Business Studies			Economics			English First Additional Language			Geography			History			Life Sciences			Mathematical Literacy			Mathematics			Physical Sciences		
					Total Wrote	Achieved 30 - 100	Achieved at 30 and Above	Total Wrote	Achieved 30 - 100	Achieved at 30 and Above	Total Wrote	Achieved 30 - 100	Achieved at 30 and Above	Total Wrote	Achieved 30 - 100	Achieved at 30 and Above	Total Wrote	Achieved 30 - 100	Achieved at 30 and Above	Total Wrote	Achieved 30 - 100	Achieved at 30 and Above	Total Wrote	Achieved 30 - 100	Achieved at 30 and Above	Total Wrote	Achieved 30 - 100	Achieved at 30 and Above	Total Wrote	Achieved 30 - 100	Achieved at 30 and Above	Total Wrote	Achieved 30 - 100	Achieved at 30 and Above			
FRANCES BAARD	H/SCHOOL EMANG MMOGO	2019	2011303	2	12	10	83.3				27	17	63	23	20	87	123	123	100	56	33	58.9	51	50	98	45	22	48.9	43	34	79.1	41	24	58.5	33	21	63.6
	H/SCHOOL EMANG MMOGO	2018	2011303	2	19	7	36.8				32	17	53.1	34	21	61.8	170	168	98.8	94	57	60.6	100	92	92	88	36	40.9	107	63	58.9	27	20	74.1	25	21	84
	H/SCHOOL FLOORS HIGH	2019	2011401	4													56	56	100	67	51	76.1	68	63	92.6	42	22	52.4	70	49	70	26	6	23.1	25	9	36
	H/SCHOOL FLOORS HIGH	2018	2011401	4													54	54	100	40	33	82.5	89	87	97.8	67	48	71.6	90	52	57.8	22	5	22.7	22	10	45.5
	H/SCHOOL FLOORS NO2	2019	2017407	3	3	3	100				51	9	17.6	40	12	30	12	12	100	28	21	75	51	48	94.1	31	6	19.4	68	55	80.9	7	2	28.6			
	H/SCHOOL FLOORS NO2	2018	2017407	3	7	4	57.1				19	7	36.8	17	11	64.7	8	8	100	33	19	57.6	31	28	90.3	21	9	42.9	38	24	63.2	5	2	40			
	H/SCHOOL GREENPOINT	2019	2016403	3							7	4	57.1	7	2	28.6	61	61	100	9	8	88.9	24	24	100	29	26	89.7	29	24	82.8	9	2	22.2	9	5	55.6
	H/SCHOOL GREENPOINT	2018	2016403	3							23	4	17.4	19	6	31.6	111	109	98.2	14	9	64.3	82	61	74.4	68	29	42.6	87	26	29.9	9	2	22.2	9	1	11.1
	H/SCHOOL HOMEVALE	2019	2012402	3							24	8	33.3	35	7	20	51	49	96.1	76	47	61.8	50	46	92	50	28	56	67	51	76.1	24	6	25	21	10	47.6
	H/SCHOOL HOMEVALE	2018	2012402	3	9	4	44.4				52	15	28.8	51	26	51	116	115	99.1	148	81	54.7	104	75	72.1	131	71	54.2	158	89	56.3	76	31	40.8	74	29	39.2
	H/SCHOOL KGOMOTSO	2019	2100690	2				217	122	56.2							269	268	99.6	244	158	64.8				223	100	44.8	181	128	70.7	63	17	27	52	18	34.6
	H/SCHOOL KGOMOTSO	2018	2100690	2				216	125	57.9							283	276	97.5	243	146	60.1				223	131	58.7	190	121	63.7	52	28	53.8	54	28	51.9
	H/SCHOOL MOGOMOTSI	2019	2017404	1	9	6	66.7	28	21	75	29	15	51.7	14	8	57.1	178	178	100	77	55	71.4	57	52	91.2	114	76	66.7	79	67	84.8	56	31	55.4	51	37	72.5
	H/SCHOOL MOGOMOTSI	2018	2017404	1	9	4	44.4	26	19	73.1	48	14	29.2	15	8	53.3	205	205	100	89	66	74.2	75	66	88	130	85	65.4	108	76	70.4	50	28	56	48	41	85.4

Province Districts	Centre Name	Year	Centre Number	Quintile	Subject Description																																
					Accounting			Agricultural Sciences			Business Studies			Economics			English First Additional Language			Geography			History			Life Sciences			Mathematical Literacy			Mathematics			Physical Sciences		
					Total Wrote	Achieved 30 - 100	Achieved at 30 and Above	Total Wrote	Achieved 30 - 100	Achieved at 30 and Above	Total Wrote	Achieved 30 - 100	Achieved at 30 and Above	Total Wrote	Achieved 30 - 100	Achieved at 30 and Above	Total Wrote	Achieved 30 - 100	Achieved at 30 and Above	Total Wrote	Achieved 30 - 100	Achieved at 30 and Above	Total Wrote	Achieved 30 - 100	Achieved at 30 and Above	Total Wrote	Achieved 30 - 100	Achieved at 30 and Above	Total Wrote	Achieved 30 - 100	Achieved at 30 and Above	Total Wrote	Achieved 30 - 100	Achieved at 30 and Above			
FRANCES BAARD	H/SCHOOL PAMPIERSTAD	2019	2101600	3	11	11	100	60	44	73.3	58	40	69	57	37	64.9	191	191	100	110	85	77.3	55	53	96.4	123	63	51.2	117	100	85.5	59	36	61	49	45	91.8
	H/SCHOOL PAMPIERSTAD	2018	2101600	3	43	30	69.8	25	17	68	71	42	59.2	70	45	64.3	187	187	100	108	64	59.3	24	24	100	93	58	62.4	110	88	80	52	23	44.2	44	25	56.8
	H/SCHOOL ST BONIFACE	2019	2014402	99	26	23	88.5				84	69	82.1	63	53	84.1	50	50	100	86	74	86	22	21	95.5	27	24	88.9	61	52	85.2	50	36	72	27	18	66.7
	H/SCHOOL ST BONIFACE	2018	2014402	99	19	19	100				92	70	76.1	50	46	92	50	50	100	108	92	85.2	43	36	83.7	34	34	100	81	65	80.2	45	35	77.8	34	22	64.7
	H/SCHOOL TETLANYO	2019	2016402	2	4	3	75				44	38	86.4	45	32	71.1	150	150	100	122	99	81.1	64	63	98.4	73	55	75.3	92	87	94.6	26	22	84.6	22	15	68.2
	H/SCHOOL TETLANYO	2018	2016402	2	6	4	66.7				30	23	76.7	33	22	66.7	137	137	100	95	77	81.1	80	74	92.5	87	62	71.3	104	75	72.1	29	22	75.9	23	20	87
	H/SCHOOL THABANE	2019	2012403	2	7	3	42.9				39	20	51.3	29	20	69	74	74	100	22	22	100	26	26	100	31	28	90.3	51	48	94.1	18	8	44.4	17	10	58.8
	H/SCHOOL THABANE	2018	2012403	2	19	15	78.9				35	23	65.7	25	20	80	94	94	100	17	15	88.2	46	44	95.7	46	31	67.4	65	46	70.8	21	7	33.3	13	10	76.9
	H/SCHOOL TLHWAHALANG	2019	2017405	1	10	3	30	29	17	58.6	12	8	66.7	12	5	41.7	81	81	100	65	51	78.5	22	22	100	62	27	43.5	55	46	83.6	21	9	42.9	16	5	31.3
	H/SCHOOL TLHWAHALANG	2018	2017405	1	14	3	21.4	39	15	38.5	16	7	43.8	17	11	64.7	100	98	98	79	40	50.6	25	17	68	62	28	45.2	68	34	50	27	8	29.6	22	7	31.8
	H/SCHOOL TSHIRELECO	2019	2015405	2	10	3	30				42	10	23.8	11	7	63.6	97	97	100	49	37	75.5	28	23	82.1	50	23	46	53	34	64.2	31	9	29	22	13	59.1
	H/SCHOOL TSHIRELECO	2018	2015405	2	5	2	40				35	9	25.7	5	3	60	58	58	100	22	18	81.8	11	11	100	22	16	72.7	38	20	52.6	14	1	7.1	10	3	30
	H/SCHOOL VUYOLWETHU	2019	2012404	2	7	6	85.7				20	18	90	20	17	85	155	153	98.7	129	94	72.9	74	56	75.7	102	50	49	90	65	72.2	65	25	38.5	55	40	72.7
H/SCHOOL VUYOLWETHU	2018	2012404	2	19	7	36.8				22	11	50	22	13	59.1	211	210	99.5	140	71	50.7	123	88	71.5	117	36	30.8	147	68	46.3	65	25	38.5	64	26	40.6	





Province Districts	Centre Name	Year	Centre Number	Quintile	Subject Description																																
					Accounting			Agricultural Sciences			Business Studies			Economics			English First Additional Language			Geography			History			Life Sciences			Mathematical Literacy			Mathematics			Physical Sciences		
					Total Wrote	Achieved 30 - 100	Achieved at 30 and Above	Total Wrote	Achieved 30 - 100	Achieved at 30 and Above	Total Wrote	Achieved 30 - 100	Achieved at 30 and Above	Total Wrote	Achieved 30 - 100	Achieved at 30 and Above	Total Wrote	Achieved 30 - 100	Achieved at 30 and Above	Total Wrote	Achieved 30 - 100	Achieved at 30 and Above	Total Wrote	Achieved 30 - 100	Achieved at 30 and Above	Total Wrote	Achieved 30 - 100	Achieved at 30 and Above	Total Wrote	Achieved 30 - 100	Achieved at 30 and Above	Total Wrote	Achieved 30 - 100	Achieved at 30 and Above			
FRANCES BAARD	H/skool Vaalharts	2019	2017402	5	9	9	100				26	13	50				54	54	100	41	37	90.2				17	14	82.4	43	43	100	11	10	90.9	6	6	100
	H/skool Vaalharts	2018	2017402	5	13	13	100				24	10	41.7				55	55	100	42	41	97.6				19	19	100	38	38	100	17	15	88.2	8	8	100
	H/skool Vaalrivier	2019	2013402	5	2	2	100										23	23	100				21	19	90.5	7	0	0	22	19	86.4	1	1	100	1	1	100
	H/skool Vaalrivier	2018	2013402	5	1	1	100										23	23	100				17	12	70.6	10	10	100	19	15	78.9	4	4	100	2	1	50
	H/skool Warrenton	2019	2017403	4							9	5	55.6				17	17	100	6	6	100	12	12	100	3	2	66.7	14	14	100	2	1	50			
	H/skool Warrenton	2018	2017403	4							9	3	33.3				34	34	100	20	18	90	18	18	100	14	10	71.4	28	23	82.1	6	3	50	5	1	20
	H/skool Warrenvale	2019	2017305	2							20	7	35				33	33	100	12	8	66.7	32	27	84.4	6	4	66.7	29	21	72.4						
	H/skool Warrenvale	2018	2017305	2							10	6	60				29	28	96.6	16	15	93.8	29	28	96.6	14	11	78.6	23	16	69.6						
	H/Tegniese Skool Kimberley	2019	2011501	5													6	6	100													57	44	77.2	57	39	68.4
	H/Tegniese Skool Kimberley	2018	2011501	5													15	15	100													52	45	86.5	52	39	75
	Ixunkhwesa Combined School	2019	2016302	1							3	1	33.3	3	3	100	11	11	100	4	3	75	8	5	62.5				7	7	100						
	Ixunkhwesa Combined School	2018	2016302	1							1	1	100	1	1	100	17	17	100	16	3	18.8	11	10	90.9				19	5	26.3						
	Kimberley Boys' High School	2019	2015403	5	11	10	90.9				29	23	79.3							42	40	95.2	51	51	100	17	12	70.6	42	40	95.2	26	25	96.2	17	16	94.1
	Kimberley Boys' High School	2018	2015403	5	7	7	100				41	37	90.2							50	48	96	51	50	98	21	20	95.2	43	39	90.7	28	28	100	20	17	85
	Kimberley Girls' High School	2019	2011403	5	27	27	100				78	76	97.4							70	70	100	37	37	100	72	71	98.6	56	56	100	67	66	98.5	40	40	100



Province Districts	Centre Name	Year	Centre Number	Quintile	Subject Description																																
					Accounting			Agricultural Sciences			Business Studies			Economics			English First Additional Language			Geography			History			Life Sciences			Mathematical Literacy			Mathematics			Physical Sciences		
					Total Wrote	Achieved 30 - 100	Achieved at 30 and Above	Total Wrote	Achieved 30 - 100	Achieved at 30 and Above	Total Wrote	Achieved 30 - 100	Achieved at 30 and Above	Total Wrote	Achieved 30 - 100	Achieved at 30 and Above	Total Wrote	Achieved 30 - 100	Achieved at 30 and Above	Total Wrote	Achieved 30 - 100	Achieved at 30 and Above	Total Wrote	Achieved 30 - 100	Achieved at 30 and Above	Total Wrote	Achieved 30 - 100	Achieved at 30 and Above	Total Wrote	Achieved 30 - 100	Achieved at 30 and Above	Total Wrote	Achieved 30 - 100	Achieved at 30 and Above			
FRANCES BAARD	VALSPAN HIGH SCHOOL	2018	2017409	3	17	5	29.4	72	21	29.2	19	9	47.4	20	6	30	155	153	98.7	134	53	39.6	58	50	86.2	133	35	26.3	146	49	33.6	4	1	25	4	0	0
	H/SCHOOL BA-GA-PHADIMA	2019	2104042	3				32	19	59.4							66	64	97	37	29	78.4	14	14	100	34	17	50	48	41	85.4	10	4	40	10	8	80
	H/SCHOOL BA-GA-PHADIMA	2018	2104042	3				35	6	17.1							56	54	96.4	54	13	24.1	8	8	100	33	12	36.4	28	18	64.3	5	3	60	5	4	80
	H/SCHOOL BA-GALOTLHARE	2019	2100037	1				34	19	55.9							63	62	98.4	50	37	74	8	6	75	49	30	61.2	41	26	63.4	12	10	83.3	11	10	90.9
	H/SCHOOL BA-GALOTLHARE	2018	2100037	1				36	12	33.3							54	53	98.1	33	21	63.6	15	11	73.3	39	29	74.4	32	15	46.9	14	10	71.4	14	10	71.4
	H/SCHOOL BAITIREDI TECH	2019	2100055	3	19	18	94.7							33	20	60.6	171	171	100							24	16	66.7	30	26	86.7	67	39	58.2	60	35	58.3
	H/SCHOOL BAITIREDI TECH	2018	2100055	3	18	16	88.9							24	21	87.5	146	146	100							25	22	88	13	12	92.3	81	47	58	73	52	71.2
	H/SCHOOL BANKHARA BODULONG	2019	2045219	1	3	3	100				3	3	100	3	3	100	59	59	100	56	41	73.2	33	33	100	49	29	59.2	30	20	66.7	17	7	41.2	18	15	83.3
	H/SCHOOL BANKHARA BODULONG	2018	2045219	1	1	1	100				2	2	100	2	1	50	55	55	100	51	39	76.5	28	27	96.4	50	33	66	29	17	58.6	19	7	36.8	18	12	66.7
	H/SCHOOL BATLHAROTLHAPING	2019	2100095	3				82	63	76.8							197	192	97.5	186	132	71	71	66	93	158	90	57	144	124	86.1	19	9	47.4	23	19	82.6
	H/SCHOOL BATLHAROTLHAPING	2018	2100095	3				95	61	64.2							196	195	99.5	192	118	61.5	48	41	85.4	149	112	75.2	133	83	62.4	17	10	58.8	18	14	77.8
	H/SCHOOL BOTHITHONG	2019	2100557	1				15	13	86.7							55	55	100	46	26	56.5	24	21	87.5	41	17	41.5	35	26	74.3	7	3	42.9	7	6	85.7



Province Districts	Centre Name	Year	Centre Number	Quintile	Subject Description																																
					Accounting			Agricultural Sciences			Business Studies			Economics			English First Additional Language			Geography			History			Life Sciences			Mathematical Literacy			Mathematics			Physical Sciences		
					Total Wrote	Achieved 30 - 100	Achieved at 30 and Above	Total Wrote	Achieved 30 - 100	Achieved at 30 and Above	Total Wrote	Achieved 30 - 100	Achieved at 30 and Above	Total Wrote	Achieved 30 - 100	Achieved at 30 and Above	Total Wrote	Achieved 30 - 100	Achieved at 30 and Above	Total Wrote	Achieved 30 - 100	Achieved at 30 and Above	Total Wrote	Achieved 30 - 100	Achieved at 30 and Above	Total Wrote	Achieved 30 - 100	Achieved at 30 and Above	Total Wrote	Achieved 30 - 100	Achieved at 30 and Above	Total Wrote	Achieved 30 - 100	Achieved at 30 and Above			
JOHN TAOLO GAETSEWE	H/SCHOOL K S SHUPING	2018	2100774	1	10	10	100	51	13	25.5	11	10	90.9				99	94	94.9	79	39	49.4				64	32	50	37	19	51.4	30	8	26.7	30	21	70
	H/SCHOOL KEGOMODITSWE	2019	2100646	1													32	32	100	18	14	77.8	21	20	95.2	27	18	66.7	18	14	77.8	8	3	37.5	9	7	77.8
	H/SCHOOL KEGOMODITSWE	2018	2100646	1													48	48	100	34	13	38.2	35	20	57.1	29	20	69	19	14	73.7	13	3	23.1	13	7	53.8
	H/SCHOOL LESEDI	2019	2100873	1				50	36	72							87	87	100	70	56	80	32	26	81.3	34	23	67.6	30	28	93.3	7	6	85.7	12	7	58.3
	H/SCHOOL LESEDI	2018	2100873	1				49	27	55.1							99	99	100	81	38	46.9	35	24	68.6	51	31	60.8	51	36	70.6	10	6	60	9	7	77.8
	H/SCHOOL MOSHAWENG	2019	2101402	1				48	46	95.8							48	48	100	34	25	73.5	3	3	100	51	46	90.2	31	30	96.8	17	14	82.4	17	16	94.1
	H/SCHOOL MOSHAWENG	2018	2101402	1				47	23	48.9							58	58	100	49	17	34.7	8	7	87.5	45	18	40	37	19	51.4	6	1	16.7	6	1	16.7
	H/SCHOOL NAMETSEGANG	2019	2101486	1				37	22	59.5							111	111	100	78	43	55.1	42	40	95.2	61	29	47.5	83	46	55.4	28	10	35.7	28	18	64.3
	H/SCHOOL NAMETSEGANG	2018	2101486	1				39	29	74.4							81	79	97.5	52	29	55.8	10	9	90	55	32	58.2	40	32	80	30	13	43.3	29	19	65.5
	H/SCHOOL OLEBOGENG	2019	2101562	1				19	11	57.9							56	56	100	56	32	57.1	15	15	100	48	23	47.9	31	23	74.2	16	5	31.3	13	7	53.8
	H/SCHOOL OLEBOGENG	2018	2101562	1				21	9	42.9							47	47	100	43	31	72.1	10	10	100	43	28	65.1	25	15	60	18	9	50	16	15	93.8
	H/SCHOOL PHAKANE	2019	2101617	3				25	15	60				9	7	77.8	68	67	98.5	36	27	75	42	39	92.9	16	12	75	45	40	88.9	5	3	60	7	7	100
	H/SCHOOL PHAKANE	2018	2101617	3													62	62	100	50	32	64	42	37	88.1	27	15	55.6	38	26	68.4	10	5	50	14	10	71.4
	H/SCHOOL PITSO-JANTJIE	2019	2101655	3				21	18	85.7							125	125	100	105	61	58.1	16	15	93.8	50	44	88	31	30	96.8	26	18	69.2	26	25	96.2















Province Districts	Centre Name	Year	Centre Number	Quintile	Subject Description																																
					Accounting			Agricultural Sciences			Business Studies			Economics			English First Additional Language			Geography			History			Life Sciences			Mathematical Literacy			Mathematics			Physical Sciences		
					Total Wrote	Achieved 30 - 100	Achieved at 30 and Above	Total Wrote	Achieved 30 - 100	Achieved at 30 and Above	Total Wrote	Achieved 30 - 100	Achieved at 30 and Above	Total Wrote	Achieved 30 - 100	Achieved at 30 and Above	Total Wrote	Achieved 30 - 100	Achieved at 30 and Above	Total Wrote	Achieved 30 - 100	Achieved at 30 and Above	Total Wrote	Achieved 30 - 100	Achieved at 30 and Above	Total Wrote	Achieved 30 - 100	Achieved at 30 and Above	Total Wrote	Achieved 30 - 100	Achieved at 30 and Above	Total Wrote	Achieved 30 - 100	Achieved at 30 and Above			
PIXLEY KA SEMA	H/skool Weslaan	2018	2011302	4	8	7	87.5				32	13	40.6	26	16	61.5	137	137	100	89	58	65.2	122	114	93.4	72	23	31.9	109	69	63.3	10	9	90	7	6	85.7
	Noupoort Gekombineerde Skool	2019	2023303	4							53	19	35.8				59	59	100							17	11	64.7	48	36	75	3	1	33.3	3	2	66.7
	Noupoort Gekombineerde Skool	2018	2023303	4							53	23	43.4				56	56	100							16	11	68.8	47	36	76.6	5	2	40	5	4	80
	Strydenburg Combined School	2019	2022307	2							13	9	69.2				16	16	100	6	4	66.7				7	1	14.3	13	9	69.2						
	Strydenburg Combined School	2018	2022307	2							18	8	44.4				15	15	100	12	7	58.3				7	3	42.9	14	11	78.6						
	Victoria-Wes Gekombineerde Skool	2019	2024304	2	3	3	100				25	13	52				24	24	100				23	23	100	27	11	40.7	22	19	86.4	3	2	66.7	2	0	0
	Victoria-Wes Gekombineerde Skool	2018	2024304	2	1	1	100				22	12	54.5				30	30	100				29	25	86.2	23	14	60.9	20	15	75	3	0	0	1	0	0
Z F MGCWU	FRIERSDALE COMBINED SCHOOL	2019	2042302	2												35	35	100	35	27	77.1				30	13	43.3	18	13	72.2	17	2	11.8	10	4	40	
	FRIERSDALE COMBINED SCHOOL	2018	2042302	2							5	2	40				31	31	100	33	20	60.6				28	4	14.3	27	12	44.4	10	0	0			
	H/skool A J Ferreira	2019	2041401	4	17	10	58.8				61	40	65.6	28	2	7.1	134	133	99.3	49	39	79.6	49	47	95.9	72	38	52.8	90	68	75.6	17	5	29.4	10	6	60
	H/skool A J Ferreira	2018	2041401	4	42	22	52.4				64	21	32.8	38	15	39.5	142	142	100	45	39	86.7	40	38	95	71	45	63.4	106	70	66	20	15	75	15	7	46.7
	H/skool Blinkklip	2019	2044401	4	11	9	81.8				17	10	58.8				91	91	100	77	66	85.7	76	73	96.1	62	25	40.3	74	66	89.2	13	10	76.9	6	4	66.7
	H/skool Blinkklip	2018	2044401	4	22	14	63.6				27	5	18.5				163	163	100	119	94	79	134	121	90.3	125	52	41.6	139	100	71.9	20	10	50	15	10	66.7
H/skool Carlton van Heerden	2019	2043401	4	23	14	60.9				67	30	44.8	65	33	50.8	217	217	100	137	107	78.1	123	116	94.3	177	90	50.8	169	135	79.9	34	12	35.3	17	4	23.5	







A hand holding a glowing lightbulb is the central focus, surrounded by various educational icons such as a brain, a globe, a book, a calculator, a gear, a question mark, a clock, a chemical structure, a heart, and a laptop. The background is a light beige color with a subtle pattern of these icons.

# Western Cape

Province Districts	Centre Name	Year	Centre Number	Quintile	Subject Description																																
					Accounting			Agricultural Sciences			Business Studies			Economics			English First Additional Language			Geography			History			Life Sciences			Mathematical Literacy			Mathematics			Physical Sciences		
					Total Wrote	Achieved 30 - 100%	% Achieved at 30% and Above	Total Wrote	Achieved 30 - 100%	% Achieved at 30% and Above	Total Wrote	Achieved 30 - 100%	% Achieved at 30% and Above	Total Wrote	Achieved 30 - 100%	% Achieved at 30% and Above	Total Wrote	Achieved 30 - 100%	% Achieved at 30% and Above	Total Wrote	Achieved 30 - 100%	% Achieved at 30% and Above	Total Wrote	Achieved 30 - 100%	% Achieved at 30% and Above	Total Wrote	Achieved 30 - 100%	% Achieved at 30% and Above	Total Wrote	Achieved 30 - 100%	% Achieved at 30% and Above	Total Wrote	Achieved 30 - 100%	% Achieved at 30% and Above			
CAPE WINELANDS	AL-AZHAR INSTITUTE OF PAARL	2019	1007746	5	1	1	100				4	4	100				6	6	100				5	5	100	3	3	100	4	1	25	3	1	33.3			
	AL-AZHAR INSTITUTE OF PAARL	2018	1007746	5	1	0	0				9	7	77.8				14	12	85.7				10	10	100	9	9	100	6	2	33.3	6	3	50			
	ASHTON PUBLIC COMBINED SCHOOL	2019	1008802	2							62	41	66.1				71	71	100	43	34	79.1	37	34	91.9	21	15	71.4	60	46	76.7	11	4	36.4	7	5	71.4
	ASHTON PUBLIC COMBINED SCHOOL	2018	1008802	2							97	35	36.1				101	101	100	68	43	63.2	51	36	70.6	16	11	68.8	93	42	45.2	11	5	45.5	7	6	85.7
	ASHTON SEK. SKOOL	2019	1008803	3	7	6	85.7				57	7	12.3	14	6	42.9	140	138	98.6	90	79	87.8	120	110	91.7	77	41	53.2	120	100	83.3	4	3	75	2	2	100
	ASHTON SEK. SKOOL	2018	1008803	3	3	3	100				60	7	11.7	13	6	46.2	161	160	99.4	93	77	82.8	120	111	92.5	101	67	66.3	129	111	86	5	3	60	6	1	16.7
	BELLA VISTA HS.	2019	1008805	4	7	7	100				112	50	44.6	21	15	71.4	133	133	100	58	54	93.1	70	69	98.6	10	4	40	115	92	80	5	4	80	2	1	50
	BELLA VISTA HS.	2018	1008805	4	10	8	80				119	48	40.3	17	15	88.2	137	136	99.3	72	64	88.9	64	63	98.4	28	20	71.4	120	82	68.3	5	5	100	5	4	80
	BERGRIVIER SEK.	2019	1007701	4	4	3	75				117	48	41	38	29	76.3	121	121	100							39	6	15.4	149	124	83.2	11	0	0			
	BERGRIVIER SEK.	2018	1007701	4	37	15	40.5				103	45	43.7	39	26	66.7	112	112	100							28	15	53.6	121	105	86.8	11	5	45.5			
	BLOEMHOF HS.	2019	1007702	5	56	56	100							24	24	100	94	94	100	41	41	100	29	29	100	66	66	100	29	29	100	103	103	100	67	67	100
	BLOEMHOF HS.	2018	1007702	5	64	64	100							34	34	100	96	96	100	34	34	100	19	19	100	73	73	100	22	22	100	124	124	100	80	80	100
	BOLAND LAND-BOUSKOOL	2019	1007703	5	19	19	100	35	35	100	26	24	92.3				61	61	100	22	22	100				17	15	88.2	32	32	100	29	28	96.6	13	12	92.3
	BOLAND LAND-BOUSKOOL	2018	1007703	5	18	18	100	41	41	100	22	20	90.9				68	68	100	34	34	100				17	16	94.1	42	42	100	26	26	100	12	12	100
	BONNIEVALE HS.	2019	1008806	4	2	2	100				23	15	65.2				51	51	100	41	41	100	33	33	100	28	20	71.4	38	37	97.4	13	12	92.3	10	10	100
	BONNIEVALE HS.	2018	1008806	4	5	5	100				35	21	60				65	65	100	46	46	100	41	41	100	30	25	83.3	44	43	97.7	21	20	95.2	12	12	100



Province Districts	Centre Name	Year	Centre Number	Quintile	Subject Description																																
					Accounting			Agricultural Sciences			Business Studies			Economics			English First Additional Language			Geography			History			Life Sciences			Mathematical Literacy			Mathematics			Physical Sciences		
					Total Wrote	Achieved 30 - 100%	% Achieved at 30% and Above	Total Wrote	Achieved 30 - 100%	% Achieved at 30% and Above	Total Wrote	Achieved 30 - 100%	% Achieved at 30% and Above	Total Wrote	Achieved 30 - 100%	% Achieved at 30% and Above	Total Wrote	Achieved 30 - 100%	% Achieved at 30% and Above	Total Wrote	Achieved 30 - 100%	% Achieved at 30% and Above	Total Wrote	Achieved 30 - 100%	% Achieved at 30% and Above	Total Wrote	Achieved 30 - 100%	% Achieved at 30% and Above	Total Wrote	Achieved 30 - 100%	% Achieved at 30% and Above	Total Wrote	Achieved 30 - 100%	% Achieved at 30% and Above			
CAPE WINELANDS	DESMOND MPIOLO TUTU SEC.	2018	1007706	1	35	13	37.1				115	89	77.4	35	31	88.6	243	241	99.2	201	128	63.7	161	117	72.7	63	54	85.7	183	92	50.3	63	35	55.6	47	38	80.9
	DROSTDY HTS.	2019	1008815	5	29	29	100				40	37	92.5				189	189	100							47	43	91.5	54	54	100	83	80	96.4	66	60	90.9
	DROSTDY HTS.	2018	1008815	5	25	25	100				27	23	85.2				174	174	100							54	53	98.1	41	39	95.1	88	86	97.7	67	64	95.5
	ESSELENPARK SEK.	2019	1008818	4	25	12	48				58	27	46.6	80	34	42.5	212	210	99.1	84	56	66.7	65	59	90.8	60	31	51.7	147	111	75.5	32	2	6.3	14	8	57.1
	ESSELENPARK SEK.	2018	1008818	4	49	22	44.9				68	33	48.5	100	60	60	246	245	99.6	85	58	68.2	39	31	79.5	112	41	36.6	222	154	69.4	14	10	71.4	11	8	72.7
	FRANSCHHOEK HS.	2019	1007707	4	6	6	100				24	21	87.5				14	14	100							12	11	91.7	17	17	100	17	14	82.4	10	2	20
	FRANSCHHOEK HS.	2018	1007707	4	7	7	100				28	22	78.6				19	19	100							13	13	100	23	23	100	11	6	54.5	6	5	83.3
	GIMNASIUM HS. (PAARL)	2019	1007708	5	55	55	100				90	76	84.4	34	34	100	178	178	100	58	57	98.3	37	36	97.3	108	106	98.1	85	85	100	141	136	96.5	76	75	98.7
	GIMNASIUM HS. (PAARL)	2018	1007708	5	61	61	100				116	111	95.7				205	205	100	58	58	100	27	27	100	139	139	100	97	97	100	137	136	99.3	74	73	98.6
	GOUDINI HS.	2019	1008820	5													25	25	100	25	19	76				6	6	100	23	21	91.3	2	2	100			
	GOUDINI HS.	2018	1008820	5							5	1	20				26	26	100	20	13	65				10	8	80	25	23	92	1	1	100	1	1	100
	GROENDAL SEK.	2019	1007710	1	3	1	33.3				27	6	22.2				86	86	100	25	18	72				47	14	29.8	75	67	89.3	5	3	60			
	GROENDAL SEK.	2018	1007710	1	18	5	27.8				38	16	42.1				106	106	100	32	23	71.9				48	14	29.2	99	73	73.7	7	3	42.9			
	HEXVALLEI HS.	2019	1008827	5	6	6	100				29	19	65.5				32	32	100	11	11	100	6	6	100	21	10	47.6	26	26	100	6	2	33.3			
	HEXVALLEI HS.	2018	1008827	5	19	14	73.7				33	16	48.5				41	41	100	16	15	93.8	19	19	100	16	10	62.5	29	28	96.6	12	8	66.7	5	5	100
	HEXVALLEI SEK.	2019	1008828	2	4	1	25				70	36	51.4	10	7	70	162	162	100	78	44	56.4	126	115	91.3	37	6	16.2	159	101	63.5	2	0	0			
	HEXVALLEI SEK.	2018	1008828	2	5	4	80				16	10	62.5	4	4	100	107	105	98.1	73	57	78.1	71	66	93	47	23	48.9	96	68	70.8	5	2	40	3	1	33.3

Province Districts	Centre Name	Year	Centre Number	Quintile	Subject Description																																
					Accounting			Agricultural Sciences			Business Studies			Economics			English First Additional Language			Geography			History			Life Sciences			Mathematical Literacy			Mathematics			Physical Sciences		
					Total Wrote	Achieved 30 - 100%	% Achieved at 30% and Above	Total Wrote	Achieved 30 - 100%	% Achieved at 30% and Above	Total Wrote	Achieved 30 - 100%	% Achieved at 30% and Above	Total Wrote	Achieved 30 - 100%	% Achieved at 30% and Above	Total Wrote	Achieved 30 - 100%	% Achieved at 30% and Above	Total Wrote	Achieved 30 - 100%	% Achieved at 30% and Above	Total Wrote	Achieved 30 - 100%	% Achieved at 30% and Above	Total Wrote	Achieved 30 - 100%	% Achieved at 30% and Above	Total Wrote	Achieved 30 - 100%	% Achieved at 30% and Above	Total Wrote	Achieved 30 - 100%	% Achieved at 30% and Above			
CAPE WINELANDS	HOËR JONGENSKOOL PAARL	2019	1007716	5	52	51	98.1	21	20	95.20	51	42	82.4	48	46	95.8	99	99	100	62	61	98.4	39	39	100	49	46	93.9	69	69	100	110	110	100	76	74	97.4
	HOËR JONGENSKOOL PAARL	2018	1007716	5	64	63	98.4	15	15	100	56	52	92.9	44	43	97.7	89	89	100	42	42	100	22	22	100	44	44	100	40	40	100	127	126	99.2	82	82	100
	HUGENOTE HS.	2019	1007715	5	37	37	100				50	46	92	5	5	100	101	101	100	60	59	98.3	46	46	100	61	56	91.8	90	89	98.9	72	70	97.2	39	38	97.4
	HUGENOTE HS.	2018	1007715	5	46	45	97.8				41	38	92.7	5	5	100	97	97	100	64	62	96.9	32	32	100	83	82	98.8	91	90	98.9	74	71	95.9	44	42	95.5
	IHLUMELO JUN SEK	2019	1007778	1	26	14	53.8				51	43	84.3	27	27	100	166	165	99.4	99	71	71.7	105	101	96.2	62	12	19.4	128	86	67.2	22	4	18.2			
	IHLUMELO JUN SEK	2018	1007778	1	25	15	60				42	30	71.4	25	25	100	155	152	98.1	102	68	66.7	111	103	92.8	75	33	44	75	27	36	66	6	9.1			
	IINGCINGA ZETHU SEC	2019	1008829	1				60	22	36.70	38	16	42.1				147	146	99.3	67	31	46.3	127	111	87.4	110	25	22.7	138	78	56.5	9	6	66.7	7	3	42.9
	IINGCINGA ZETHU SEC	2018	1008829	1				27	15	55.60	35	18	51.4				103	103	100	55	37	67.3	81	79	97.5	68	25	36.8	92	54	58.7	11	10	90.9	10	4	40
	KAYAMANDI SEC.	2019	1007717	1				95	84	88.40							194	194	100	179	115	64.2	40	33	82.5	113	83	73.5	172	137	79.7	23	16	69.6	23	20	87
	KAYAMANDI SEC.	2018	1007717	1				64	51	79.70							183	183	100	145	100	69	62	47	75.8	93	74	79.6	156	113	72.4	27	27	100	27	27	100
	KLEIN NEDERBURG SEK.	2019	1007719	4	28	24	85.7				64	46	71.9	64	57	89.1	243	243	100	131	116	88.5	127	127	100	50	37	74	200	188	94	43	16	37.2	15	11	73.3
	KLEIN NEDERBURG SEK.	2018	1007719	4	34	21	61.8				47	23	48.9	43	40	93	211	211	100	95	88	92.6	153	151	98.7	81	63	77.8	158	139	88	52	32	61.5	18	14	77.8
	KYLEMORE SEK.	2019	1007720	2	9	8	88.9				61	36	59	34	21	61.8	100	100	100	30	18	60				37	15	40.5	91	79	86.8	6	6	100	3	3	100
	KYLEMORE SEK.	2018	1007720	2	15	7	46.7				67	27	40.3	34	14	41.2	120	119	99.2	35	25	71.4				87	51	58.6	112	76	67.9	9	6	66.7	9	6	66.7
	LA ROCHELLE MEISIES HS.	2019	1007722	5	21	21	100				42	41	97.6				38	38	100	43	43	100	29	29	100	61	60	98.4	48	48	100	60	60	100	40	40	100
	LA ROCHELLE MEISIES HS.	2018	1007722	5	36	36	100				41	41	100				40	40	100	33	33	100	33	33	100	62	62	100	48	48	100	68	68	100	44	43	97.7

Province Districts	Centre Name	Year	Centre Number	Quintile	Subject Description																																	
					Accounting			Agricultural Sciences			Business Studies			Economics			English First Additional Language			Geography			History			Life Sciences			Mathematical Literacy			Mathematics			Physical Sciences			
					Total Wrote	Achieved 30 - 100%	% Achieved at 30% and Above	Total Wrote	Achieved 30 - 100%	% Achieved at 30% and Above	Total Wrote	Achieved 30 - 100%	% Achieved at 30% and Above	Total Wrote	Achieved 30 - 100%	% Achieved at 30% and Above	Total Wrote	Achieved 30 - 100%	% Achieved at 30% and Above	Total Wrote	Achieved 30 - 100%	% Achieved at 30% and Above	Total Wrote	Achieved 30 - 100%	% Achieved at 30% and Above	Total Wrote	Achieved 30 - 100%	% Achieved at 30% and Above	Total Wrote	Achieved 30 - 100%	% Achieved at 30% and Above	Total Wrote	Achieved 30 - 100%	% Achieved at 30% and Above				
CAPE WINELANDS	LABORI HS.	2019	1007721	5	10	9	90				16	16	100				101	101	100	35	32	91.4				32	24	75	40	40	100	39	34	87.2	32	29	90.6	
	LABORI HS.	2018	1007721	5	21	14	66.7				21	15	71.4				108	108	100	32	31	96.9				33	29	87.9	34	34	100	47	44	93.6	38	24	63.2	
	LANGEBERG SEK.	2019	1008832	3							36	7	19.4				288	284	98.6	195	131	67.2	191	171	89.5	157	36	22.9	269	196	72.9	15	8	53.3	14	10	71.4	
	LANGEBERG SEK.	2018	1008832	3	23	9	39.1				53	9	17				227	222	97.8	142	116	81.7	131	125	95.4	101	53	52.5	209	152	72.7	20	10	50	20	9	45	
	LANGERUGSKOOL	2019	1008918	99													15	15	100										15	13	86.7							
	LANGERUGSKOOL	2018	1008918	99													20	20	100									20	17	85								
	LUCKHOFF SEK.	2019	1007723	4							96	48	50				116	116	100	90	75	83.3	153	129	84.3	104	67	64.4	137	114	83.2	50	20	40	32	22	68.8	
	LUCKHOFF SEK.	2018	1007723	4	25	11	44				68	38	55.9	45	23	51.1	114	114	100	55	54	98.2	45	42	93.3	41	26	63.4	119	103	86.6	24	10	41.7	15	6	40	
	MAKUPULA SEC	2019	1007730	1	30	20	66.7				80	67	83.8	74	66	89.2	73	73	100									55	47	85.5	21	13	61.9					
	MAKUPULA SEC	2018	1007730	1	39	22	56.4				81	73	90.1	79	70	88.6	80	80	100									56	41	73.2	28	11	39.3					
	MASAKHEKE COMBINED SCHOOL	2019	1008834	2							45	16	35.6				47	47	100	39	22	56.4	28	23	82.1	28	8	28.6	31	22	71	17	1	5.9	8	4	50	
	MASAKHEKE COMBINED SCHOOL	2018	1008834	2							34	13	38.2				35	34	97.1	30	19	63.3	18	14	77.8	25	13	52	34	18	52.9	10	2	20	6	4	66.7	
	MCGREGOR WALDORF SCHOOL	2019	1008869	5	2	2	100																				3	3	100	5	5	100	2	2	100			
	MCGREGOR WALDORF SCHOOL	2018	1008869	5							4	3	75														3	3	100	15	15	100	3	1	33.3			
	MONTAGU HS.	2019	1008835	4	21	21	100				48	20	41.7				91	91	100	76	75	98.7	33	33	100	49	42	85.7	77	77	100	25	23	92	15	15	100	
MONTAGU HS.	2018	1008835	4	25	24	96				48	22	45.8				83	83	100	66	66	100	28	28	100	50	49	98	72	72	100	21	18	85.7	17	15	88.2		
MONTANA HS.	2019	1008836	5	18	16	88.9				31	25	80.6				65	65	100	7	7	100	34	33	97.1	53	49	92.5	50	50	100	27	24	88.9	11	11	100		



Province Districts	Centre Name	Year	Centre Number	Quintile	Subject Description																																
					Accounting			Agricultural Sciences			Business Studies			Economics			English First Additional Language			Geography			History			Life Sciences			Mathematical Literacy			Mathematics			Physical Sciences		
					Total Wrote	Achieved 30 - 100%	% Achieved at 30% and Above	Total Wrote	Achieved 30 - 100%	% Achieved at 30% and Above	Total Wrote	Achieved 30 - 100%	% Achieved at 30% and Above	Total Wrote	Achieved 30 - 100%	% Achieved at 30% and Above	Total Wrote	Achieved 30 - 100%	% Achieved at 30% and Above	Total Wrote	Achieved 30 - 100%	% Achieved at 30% and Above	Total Wrote	Achieved 30 - 100%	% Achieved at 30% and Above	Total Wrote	Achieved 30 - 100%	% Achieved at 30% and Above	Total Wrote	Achieved 30 - 100%	% Achieved at 30% and Above	Total Wrote	Achieved 30 - 100%	% Achieved at 30% and Above			
CAPE WINELANDS	MONTANA HS.	2018	1008836	5	27	25	92.6				24	20	83.3				53	53	100	7	7	100	28	28	100	45	44	97.8	41	41	100	32	30	93.8	19	19	100
	NEW ORLEANS SEK.	2019	1007727	3	44	37	84.1				194	88	45.4	100	69	69	211	211	100	106	95	89.6	140	129	92.1	93	68	73.1	204	159	77.9	97	26	26.8	51	35	68.6
	NEW ORLEANS SEK.	2018	1007727	3	76	42	55.3				175	97	55.4	124	83	66.9	213	213	100	101	87	86.1	144	136	94.4	93	77	82.8	230	195	84.8	73	30	41.1	45	31	68.9
	NOORDER-PAARL SEK.	2019	1007728	3	8	5	62.5				41	34	82.9				43	43	100	104	82	78.8	91	83	91.2	91	32	35.2	108	95	88	20	7	35	7	6	85.7
	NOORDER-PAARL SEK.	2018	1007728	3	43	40	93				113	87	77				94	93	98.9	128	120	93.8	102	97	95.1	53	32	60.4	158	120	75.9	14	14	100	10	6	60
	NOUVEAU - PAARL	2019	1007763	99							3	2	66.7				3	3	100									3	3	100							
	NOUVEAU - PAARL	2018	1007763	99							4	2	50				3	3	100							1	1	100	4	4	100						
	PAARL GIRLS HS.	2019	1007729	5	34	34	100							45	44	97.8	38	38	100	10	10	100	25	25	100	59	58	98.3	31	31	100	73	73	100	43	43	100
	PAARL GIRLS HS.	2018	1007729	5	38	38	100							53	53	100	44	44	100	5	5	100	17	17	100	62	61	98.4	16	16	100	82	81	98.8	49	49	100
	PAUL ROOS GIMNASIUM	2019	1007732	5	107	107	100				54	49	90.7	51	51	100	84	84	100	49	48	98	68	68	100	83	81	97.6	50	50	100	193	190	98.4	141	138	97.9
	PAUL ROOS GIMNASIUM	2018	1007732	5	112	112	100				45	42	93.3	71	71	100	97	97	100	35	35	100	38	38	100	115	113	98.3	28	28	100	220	220	100	163	163	100
	PAULUS JOUBERT SEK.	2019	1007733	2	9	7	77.8				18	7	38.9	18	14	77.8	171	169	98.8	95	61	64.2	150	124	82.7	77	13	16.9	165	122	73.9	7	0	0	3	2	66.7
	PAULUS JOUBERT SEK.	2018	1007733	2	21	14	66.7				30	8	26.7	20	9	45	239	239	100	157	121	77.1	210	167	79.5	107	42	39.3	232	137	59.1	10	5	50	10	5	50
	PIONIER-SKOOL	2019	1008840	99							6	5	83.3				2	2	100				4	4	100				6	5	83.3						
	PIONIER-SKOOL	2018	1008840	99							5	4	80				6	6	100				4	4	100				8	7	87.5						
	RHENISH GIRLS' HS.	2019	1007734	5	28	28	100				1	1	100							59	59	100	51	51	100	115	115	100	51	51	100	96	96	100	77	77	100
	RHENISH GIRLS' HS.	2018	1007734	5	24	24	100													52	52	100	36	36	100	101	101	100	38	38	100	97	97	100	71	71	100
	ROBERTSON HS.	2019	1008843	5	17	17	100				26	22	84.6				76	76	100	31	30	96.8	39	39	100	35	35	100	60	57	95	35	31	88.6	21	20	95.2

Province Districts	Centre Name	Year	Centre Number	Quintile	Subject Description																																	
					Accounting			Agricultural Sciences			Business Studies			Economics			English First Additional Language			Geography			History			Life Sciences			Mathematical Literacy			Mathematics			Physical Sciences			
					Total Wrote	Achieved 30 - 100%	% Achieved at 30% and Above	Total Wrote	Achieved 30 - 100%	% Achieved at 30% and Above	Total Wrote	Achieved 30 - 100%	% Achieved at 30% and Above	Total Wrote	Achieved 30 - 100%	% Achieved at 30% and Above	Total Wrote	Achieved 30 - 100%	% Achieved at 30% and Above	Total Wrote	Achieved 30 - 100%	% Achieved at 30% and Above	Total Wrote	Achieved 30 - 100%	% Achieved at 30% and Above	Total Wrote	Achieved 30 - 100%	% Achieved at 30% and Above	Total Wrote	Achieved 30 - 100%	% Achieved at 30% and Above	Total Wrote	Achieved 30 - 100%	% Achieved at 30% and Above				
CAPE WINELANDS	ROBERTSON HS.	2018	1008843	5	13	13	100				21	20	95.2				64	64	100	25	24	96	42	41	97.6	45	41	91.1	49	48	98	36	32	88.9	18	17	94.4	
	ROODEZANDT SEK.	2019	1008844	3	5	4	80				58	22	37.9	19	12	63.2	100	100	100	78	58	74.4	81	75	92.6	41	29	70.7	83	69	83.1	17	5	29.4	7	6	85.7	
	ROODEZANDT SEK.	2018	1008844	3	9	5	55.6				39	13	33.3	14	11	78.6	97	97	100	78	65	83.3	76	73	96.1	58	43	74.1	83	70	84.3	13	8	61.5	7	3	42.9	
	SKURWEBERG SEK.	2019	1008845	3				21	12	57.10	19	13	68.4	34	14	41.2	90	90	100	23	20	87	70	70	100	28	8	28.6	89	67	75.3							
	SKURWEBERG SEK.	2018	1008845	3				34	15	44.10	38	12	31.6	37	17	45.9	85	85	100	36	32	88.9	50	49	98	22	12	54.5	82	60	73.2							
	SOMERSET HIGH SCHOOL	2019	1008921	4	12	6	50				17	12	70.6										17	16	94.1	29	16	55.2	13	10	76.9	16	3	18.8	12	4	33.3	
	STELLENBOSCH HS.	2019	1007737	5	24	23	95.8							24	24	100	57	57	100	22	20	90.9	37	37	100	46	40	87	37	37	100	55	55	100	35	33	94.3	
	STELLENBOSCH HS.	2018	1007737	5	30	27	90				1	1	100	26	25	96.2	95	95	100	49	49	100	48	48	100	63	60	95.2	71	71	100	74	74	100	54	52	96.3	
	STELLENBOSCH WALDORF SCHOOL	2019	1008919	5																5	5	100	5	5	100	9	9	100	4	4	100	5	4	80				
	STELLENBOSCH WALDORF SCHOOL	2018	1008919	5																5	5	100	4	4	100	7	6	85.7	6	6	100	6	6	100	4	4	100	
	STELLENZICHT SEK.	2019	1007738	2							57	21	36.8	24	9	37.5	70	70	100	37	27	73	22	18	81.8	12	6	50	70	54	77.1							
	STELLENZICHT SEK.	2018	1007738	2							39	10	25.6	19	13	68.4	88	87	98.9	70	50	71.4	48	41	85.4	34	14	41.2	88	52	59.1							
	TULBAGH HS.	2019	1008850	5	4	4	100				25	17	68				28	28	100	19	19	100				10	9	90	19	19	100	10	3	30	4	3	75	
	TULBAGH HS.	2018	1008850	5	6	4	66.7				30	20	66.7				32	32	100	14	14	100				19	14	73.7	25	24	96	8	4	50	3	3	100	
	VAN CUTSEM COMBINED SCHOOL	2019	1008851	1	16	6	37.5				17	10	58.8	16	8	50	82	82	100	64	56	87.5	32	32	100	32	31	96.9	49	30	61.2	32	8	25	32	21	65.6	
	VAN CUTSEM COMBINED SCHOOL	2018	1008851	1	32	10	31.3				31	16	51.6	32	19	59.4	98	97	99	67	50	74.6	40	38	95	25	20	80	72	32	44.4	25	9	36	25	16	64	
	VUSISIZWE SEC	2019	1008853	1	11	11	100				136	60	44.1	118	58	49.2	220	220	100	137	84	61.3	209	189	90.4	131	67	51.1	187	128	68.4	34	20	58.8	17	13	76.5	

Province Districts	Centre Name	Year	Centre Number	Quintile	Subject Description																																
					Accounting			Agricultural Sciences			Business Studies			Economics			English First Additional Language			Geography			History			Life Sciences			Mathematical Literacy			Mathematics			Physical Sciences		
					Total Wrote	Achieved 30 - 100%	% Achieved at 30% and Above	Total Wrote	Achieved 30 - 100%	% Achieved at 30% and Above	Total Wrote	Achieved 30 - 100%	% Achieved at 30% and Above	Total Wrote	Achieved 30 - 100%	% Achieved at 30% and Above	Total Wrote	Achieved 30 - 100%	% Achieved at 30% and Above	Total Wrote	Achieved 30 - 100%	% Achieved at 30% and Above	Total Wrote	Achieved 30 - 100%	% Achieved at 30% and Above	Total Wrote	Achieved 30 - 100%	% Achieved at 30% and Above	Total Wrote	Achieved 30 - 100%	% Achieved at 30% and Above	Total Wrote	Achieved 30 - 100%	% Achieved at 30% and Above			
CAPE WINELANDS	VUSISIZWE SEC	2018	1008853	1	11	9	81.8				99	65	65.7	20	17	85	215	212	98.6	126	90	71.4	146	137	93.8	124	84	67.7	174	133	76.4	17	9	52.9	18	4	22.2
	WAVEREN HS	2019	1008855	5							66	26	39.4	13	5	38.5	82	82	100	35	16	45.7	31	28	90.3	28	16	57.1	78	42	53.8	6	1	16.7			
	WAVEREN HS	2018	1008855	5	7	3	42.9				51	15	29.4	18	11	61.1	62	62	100	25	20	80	17	17	100	33	19	57.6	60	43	71.7						
	WELLINGTON SEC.	2019	1005565	3							26	11	42.3				116	116	100	143	108	75.5	121	108	89.3	122	68	55.7	116	91	78.4	32	20	62.5	27	22	81.5
	WELLINGTON SEC.	2018	1005565	3							43	11	25.6				164	163	99.4	207	157	75.8	176	165	93.8	170	86	50.6	172	130	75.6	41	27	65.9	30	24	80
	WELTEVREDE SEK.	2019	1007744	4	3	2	66.7				18	11	61.1				62	62	100	59	40	67.8	17	16	94.1	43	8	18.6	56	46	82.1	7	1	14.3	6	3	50
	WELTEVREDE SEK.	2018	1007744	4	16	5	31.3				28	13	46.4				71	71	100	51	40	78.4	27	27	100	40	15	37.5	61	50	82	9	3	33.3	5	4	80
	WOLSELEY SEK.	2019	1008866	4	6	6	100				48	41	85.4	27	13	48.1	53	53	100	12	12	100	35	35	100	13	11	84.6	47	35	74.5	6	6	100	4	4	100
	WOLSELEY SEK.	2018	1008866	4	13	8	61.5				75	37	49.3	31	16	51.6	87	87	100	17	17	100	48	48	100	28	18	64.3	71	45	63.4	6	6	100	5	4	80
	WORCESTER GIMNASIUM	2019	1008859	5	31	31	100				66	57	86.4				101	101	100	27	25	92.6	62	62	100	124	107	86.3	90	89	98.9	98	94	95.9	47	47	100
	WORCESTER GIMNASIUM	2018	1008859	5	44	40	90.9				76	62	81.6				108	108	100	33	32	97	37	37	100	144	130	90.3	127	125	98.4	80	79	98.8	49	49	100
	WORCESTER SEK.	2019	1008861	2	6	5	83.3				57	15	26.3				189	188	99.5	49	23	46.9	122	92	75.4	53	16	30.2	186	103	55.4	5	1	20	9	2	22.2
	WORCESTER SEK.	2018	1008861	2	8	6	75				95	31	32.6				156	155	99.4	32	26	81.3	77	67	87	45	30	66.7	149	83	55.7	8	4	50	8	5	62.5

Province Districts	Centre Name	Year	Centre Number	Quintile	Subject Description																																
					Accounting			Agricultural Sciences			Business Studies			Economics			English First Additional Language			Geography			History			Life Sciences			Mathematical Literacy			Mathematics			Physical Sciences		
					Total Wrote	Achieved 30 - 100%	% Achieved at 30% and Above	Total Wrote	Achieved 30 - 100%	% Achieved at 30% and Above	Total Wrote	Achieved 30 - 100%	% Achieved at 30% and Above	Total Wrote	Achieved 30 - 100%	% Achieved at 30% and Above	Total Wrote	Achieved 30 - 100%	% Achieved at 30% and Above	Total Wrote	Achieved 30 - 100%	% Achieved at 30% and Above	Total Wrote	Achieved 30 - 100%	% Achieved at 30% and Above	Total Wrote	Achieved 30 - 100%	% Achieved at 30% and Above	Total Wrote	Achieved 30 - 100%	% Achieved at 30% and Above	Total Wrote	Achieved 30 - 100%	% Achieved at 30% and Above			
EDEN & CENTRAL KAROO	ALBERTINIA HS.	2019	1003301	4	2	2	100				29	19	65.5				32	32	100							8	5	62.5	27	26	96.3	5	3	60	3	3	100
	ALBERTINIA HS.	2018	1003301	4	4	4	100				31	14	45.2				35	35	100							11	10	90.9	26	25	96.2	9	4	44.4	4	4	100
	AURIAL COLLEGE	2019	1003391	3													71	70	98.6	36	20	55.6	67	39	58.2				66	41	62.1						
	AURIAL COLLEGE	2018	1003391	3													76	76	100	35	16	45.7	76	55	72.4				76	48	63.2						
	BASTIAANSE SEK.	2019	1003302	3	6	5	83.3				37	25	67.6	13	4	30.8	144	137	95.1	39	27	69.2	100	82	82	31	14	45.2	134	73	54.5	10	3	30			
	BASTIAANSE SEK.	2018	1003302	3	20	11	55				47	13	27.7	28	19	67.9	167	164	98.2	36	29	80.6	97	81	83.5	23	16	69.6	160	85	53.1	8	6	75	5	4	80
	BEAUFORT-WES SEK.	2019	1003351	3	12	11	91.7				21	15	71.4	14	11	78.6	190	187	98.4	146	95	65.1	143	142	99.3	28	16	57.1	139	99	71.2	36	22	61.1	17	12	70.6
	BEAUFORT-WES SEK.	2018	1003351	3	17	13	76.5				34	12	35.3	10	8	80	167	167	100	110	89	80.9	126	125	99.2	27	19	70.4	144	88	61.1	22	22	100	17	12	70.6
	BRIDGTON SEK.	2019	1003304	3	30	24	80				116	81	69.8	58	39	67.2	214	213	99.5	96	64	66.7	152	150	98.7	66	42	63.6	182	148	81.3	31	25	80.6	16	16	100
	BRIDGTON SEK.	2018	1003304	3	35	31	88.6				129	78	60.5	86	62	72.1	231	230	99.6	105	88	83.8	168	160	95.2	39	30	76.9	193	146	75.6	34	25	73.5	17	12	70.6
	CALITZDORP HS.	2019	1003305	4							27	5	18.5				42	41	97.6							22	6	27.3	43	35	81.4						
	CALITZDORP HS.	2018	1003305	4							23	6	26.1				52	52	100							35	16	45.7	48	37	77.1	3	1	33.3			
	CONCORDIA HIGH SCHOOL	2019	1003421	2							11	8	72.7	28	13	46.4	86	85	98.8	13	12	92.3	32	28	87.5	24	18	75	67	42	62.7	17	3	17.6	5	4	80
	CONCORDIA HIGH SCHOOL	2018	1003421	2							14	9	64.3	85	47	55.3	162	161	99.4	74	58	78.4	33	32	97	72	36	50	123	68	55.3	37	11	29.7	5	4	80
	DE RUST SEK.	2019	1003384	1	10	10	100				55	45	81.8				54	54	100				56	56	100	12	10	83.3	47	42	89.4	9	7	77.8			
	DE RUST SEK.	2018	1003384	1	23	21	91.3				38	20	52.6	22	16	72.7	62	61	98.4	21	16	76.2	41	39	95.1	14	10	71.4	46	34	73.9	11	8	72.7			
	DYSSELSDORP SEK.	2019	1003308	1							58	32	55.2				97	96	99	81	76	93.8	95	94	98.9	37	22	59.5	95	79	83.2						
DYSSELSDORP SEK.	2018	1003308	1							104	34	32.7				130	130	100	105	96	91.4	123	123	100	37	32	86.5	123	85	69.1	7	5	71.4	7	5	71.4	

Province Districts	Centre Name	Year	Centre Number	Quintile	Subject Description																																			
					Accounting			Agricultural Sciences			Business Studies			Economics			English First Additional Language			Geography			History			Life Sciences			Mathematical Literacy			Mathematics			Physical Sciences					
					Total Wrote	Achieved 30 - 100%	% Achieved at 30% and Above	Total Wrote	Achieved 30 - 100%	% Achieved at 30% and Above	Total Wrote	Achieved 30 - 100%	% Achieved at 30% and Above	Total Wrote	Achieved 30 - 100%	% Achieved at 30% and Above	Total Wrote	Achieved 30 - 100%	% Achieved at 30% and Above	Total Wrote	Achieved 30 - 100%	% Achieved at 30% and Above	Total Wrote	Achieved 30 - 100%	% Achieved at 30% and Above	Total Wrote	Achieved 30 - 100%	% Achieved at 30% and Above	Total Wrote	Achieved 30 - 100%	% Achieved at 30% and Above	Total Wrote	Achieved 30 - 100%	% Achieved at 30% and Above						
EDEN & CENTRAL KAROO	FEZEKILE SEC	2019	1003309	1	13	7	53.8				13	12	92.3	35	32	91.4	35	35	100	22	18	81.8	22	22	100				30	27	90	5	4	80						
	FEZEKILE SEC	2018	1003309	1	35	15	42.9				36	21	58.3	80	61	76.3	88	86	97.7	44	36	81.8	52	45	86.5				74	58	78.4	6	4	66.7						
	GEORGE SEK.	2019	1003311	3	19	17	89.5				174	114	65.5	92	57	62	255	255	100	57	53	93	15	15	100	83	54	65.1	217	187	86.2	41	24	58.5	22	19	86.4			
	GEORGE SEK.	2018	1003311	3	20	13	65				138	65	47.1	142	96	67.6	334	334	100	113	98	86.7	39	36	92.3	73	55	75.3	294	212	72.1	35	24	68.6	22	20	90.9			
	GERRIT DU PLESSIS SEK.	2019	1003312	3	1	1	100				20	9	45	53	52	98.1	101	101	100	100	89	89	44	40	90.9	44	32	72.7	95	78	82.1	6	2	33.3	2	2	100			
	GERRIT DU PLESSIS SEK.	2018	1003312	3							18	7	38.9	51	34	66.7	128	127	99.2	124	99	79.8	74	53	71.6	32	15	46.9	117	74	63.2	8	3	37.5						
	GROOT-BRAKRIVIER SEK.	2019	1003313	3	13	11	84.6				34	24	70.6	36	27	75	84	84	100	55	45	81.8	49	44	89.8	25	16	64	79	63	79.7	7	2	28.6						
	GROOT-BRAKRIVIER SEK.	2018	1003313	3	15	13	86.7				29	17	58.6	43	37	86	118	118	100	72	63	87.5	27	25	92.6	21	17	81	108	70	64.8	14	8	57.1	7	6	85.7			
	HAARLEM SEK.	2019	1003314	1							21	11	52.4				51	51	100	28	23	82.1				25	16	64	49	43	87.8									
	HAARLEM SEK.	2018	1003314	1							35	10	28.6				71	71	100	25	22	88				13	13	100	59	44	74.6									
	HEATHERLANDS HIGH SCHOOL	2019	1003901	5							12	0	0				23	23	100	18	8	44.4	16	15	93.8	7	0	0	23	17	73.9									
	HEIDELBERG HS.	2019	1008824	5	1	1	100										18	18	100							18	11	61.1	18	17	94.4	1	1	100	1	1	100			
	HEIDELBERG HS.	2018	1008824	5	7	7	100										25	25	100							25	21	84	18	17	94.4	7	7	100	6	6	100			
	HILLCREST SEK.	2019	1003315	4	17	16	94.1				99	63	63.6	58	29	50	126	126	100							108	106	98.1	39	37	94.9	130	103	79.2	30	20	66.7	20	20	100
	HILLCREST SEK.	2018	1003315	4							70	27	38.6	55	21	38.2	131	131	100							132	132	100	66	45	68.2	128	96	75	29	16	55.2	21	15	71.4
	IMIZAMO YETHU SEC	2019	1003316	1	32	10	31.3	76	45	59.20	49	27	55.1	33	24	72.7	177	174	98.3	100	71	71	42	40	95.2	84	41	48.8	96	59	61.5	70	17	24.3	40	23	57.5			
	IMIZAMO YETHU SEC	2018	1003316	1	51	10	19.6	69	48	69.60	86	44	51.2	68	41	60.3	224	219	97.8	89	64	71.9	95	68	71.6	85	48	56.5	172	109	63.4	53	14	26.4	46	22	47.8			

Province Districts	Centre Name	Year	Centre Number	Quintile	Subject Description																																	
					Accounting			Agricultural Sciences			Business Studies			Economics			English First Additional Language			Geography			History			Life Sciences			Mathematical Literacy			Mathematics			Physical Sciences			
					Total Wrote	Achieved 30 - 100%	% Achieved at 30% and Above	Total Wrote	Achieved 30 - 100%	% Achieved at 30% and Above	Total Wrote	Achieved 30 - 100%	% Achieved at 30% and Above	Total Wrote	Achieved 30 - 100%	% Achieved at 30% and Above	Total Wrote	Achieved 30 - 100%	% Achieved at 30% and Above	Total Wrote	Achieved 30 - 100%	% Achieved at 30% and Above	Total Wrote	Achieved 30 - 100%	% Achieved at 30% and Above	Total Wrote	Achieved 30 - 100%	% Achieved at 30% and Above	Total Wrote	Achieved 30 - 100%	% Achieved at 30% and Above	Total Wrote	Achieved 30 - 100%	% Achieved at 30% and Above				
EDEN & CENTRAL KAROO	INDWE SEC	2019	1003317	1	30	17	56.7				148	85	57.4	31	23	74.2	189	188	99.5	144	107	74.3	133	125	94	28	22	78.6	142	106	74.6	32	13	40.6	24	12	50	
	INDWE SEC	2018	1003317	1	21	15	71.4				84	59	70.2	33	29	87.9	159	157	98.7	126	105	83.3	98	96	98	64	45	70.3	115	96	83.5	32	20	62.5	27	19	70.4	
	KAIROS SEK.	2019	1008830	4	7	7	100				77	56	72.7	61	27	44.3	90	90	100	17	11	64.7	51	51	100	23	13	56.5	83	65	78.3	8	4	50				
	KAIROS SEK.	2018	1008830	4	24	23	95.8				73	45	61.6	44	31	70.5	81	81	100	20	16	80				23	15	65.2	77	62	80.5							
	KNYSNA HS.	2019	1003318	5	12	12	100				58	50	86.2				52	52	100	23	23	100	36	35	97.2	50	37	74	77	77	100	25	20	80	19	12	63.2	
	KNYSNA HS.	2018	1003318	5	16	16	100				56	48	85.7				47	47	100	34	34	100	38	38	100	76	69	90.8	66	64	97	40	38	95	18	16	88.9	
	KNYSNA SEK.	2019	1003319	4							68	21	30.9	43	26	60.5	141	141	100	53	43	81.1	47	38	80.9	34	19	55.9	109	76	69.7	19	9	47.4	7	3	42.9	
	KNYSNA SEK.	2018	1003319	4	8	8	100				51	16	31.4	41	29	70.7	163	163	100	80	65	81.3	59	53	89.8	50	27	54	153	87	56.9	13	6	46.2				
	LADISMITH HS.	2019	1003320	5	9	8	88.9				14	11	78.6				46	46	100							31	19	61.3	32	31	96.9	12	4	33.3	6	4	66.7	
	LADISMITH HS.	2018	1003320	5	18	12	66.7				13	9	69.2				42	42	100							29	24	82.8	33	33	100	9	6	66.7	8	6	75	
	LADISMITH SEK.	2019	1003321	4	3	2	66.7				20	12	60				73	72	98.6	41	32	78	54	52	96.3				65	47	72.3	3	0	0				
	LADISMITH SEK.	2018	1003321	4							20	9	45				130	130	100	102	86	84.3	109	101	92.7	20	10	50	127	70	55.1							
	LAINGSBURG HS.	2019	1008831	4							10	6	60				32	32	100	23	21	91.3	0	0		11	6	54.5	33	29	87.9							
	LAINGSBURG HS.	2018	1008831	4							16	3	18.8				36	36	100	20	19	95	19	18	94.7	16	8	50	35	26	74.3	2	1	50				
	LANGENHOVEN GIMNASIUM	2019	1003322	5	19	19	100				28	28	100				97	97	100	32	31	96.9				47	43	91.5	53	53	100	54	51	94.4	33	32	97	
	LANGENHOVEN GIMNASIUM	2018	1003322	5	15	15	100				17	17	100				91	91	100	20	20	100				42	39	92.9	30	30	100	60	58	96.7	38	36	94.7	
	LANGENHOVEN HS.	2019	1008833	5	25	25	100				37	35	94.6				100	100	100	32	32	100				45	45	100	51	51	100	49	49	100	31	31	100	
LANGENHOVEN HS.	2018	1008833	5	18	17	94.4				37	22	59.5				75	75	100	16	14	87.5				31	31	100	45	43	95.6	30	28	93.3	22	21	95.5		

Province Districts	Centre Name	Year	Centre Number	Quintile	Subject Description																																
					Accounting			Agricultural Sciences			Business Studies			Economics			English First Additional Language			Geography			History			Life Sciences			Mathematical Literacy			Mathematics			Physical Sciences		
					Total Wrote	Achieved 30 - 100%	% Achieved at 30% and Above	Total Wrote	Achieved 30 - 100%	% Achieved at 30% and Above	Total Wrote	Achieved 30 - 100%	% Achieved at 30% and Above	Total Wrote	Achieved 30 - 100%	% Achieved at 30% and Above	Total Wrote	Achieved 30 - 100%	% Achieved at 30% and Above	Total Wrote	Achieved 30 - 100%	% Achieved at 30% and Above	Total Wrote	Achieved 30 - 100%	% Achieved at 30% and Above	Total Wrote	Achieved 30 - 100%	% Achieved at 30% and Above	Total Wrote	Achieved 30 - 100%	% Achieved at 30% and Above	Total Wrote	Achieved 30 - 100%	% Achieved at 30% and Above			
EDEN & CENTRAL KAROO	MANDLENKOSI SEC	2019	1003323	3	11	8	72.7				41	30	73.2				76	76	100	63	43	68.3	21	15	71.4	36	19	52.8	62	45	72.6	13	8	61.5	10	9	90
	MANDLENKOSI SEC	2018	1003323	3	13	12	92.3				35	31	88.6				66	66	100	45	40	88.9	20	19	95	31	24	77.4	47	43	91.5	10	8	80	10	10	100
	MORESTER SEK	2019	1003326	3	8	8	100				54	27	50	10	8	80	123	122	99.2	25	21	84	22	20	90.9	25	8	32	67	52	77.6	17	15	88.2	8	7	87.5
	MORESTER SEK	2018	1003326	3	7	4	57.1				55	10	18.2	8	8	100	141	141	100	42	36	85.7	43	41	95.3	42	11	26.2	85	57	67.1	17	14	82.4	6	5	83.3
	MURRAY HIGH SCHOOL	2019	1003328	2							106	69	65.1				131	130	99.2	26	26	100	106	104	98.1	26	23	88.5	105	81	77.1	26	8	30.8	26	18	69.2
	MURRAY HIGH SCHOOL	2018	1003328	2							103	65	63.1	20	20	100	123	122	99.2				103	103	100	19	16	84.2	103	65	63.1	20	15	75	20	14	70
	MURRAYSBURG HS	2019	1003329	3	9	5	55.6				30	16	53.3				51	50	98				42	31	73.8	21	0	0	43	20	46.5	8	0	0	1	0	0
	MURRAYSBURG HS	2018	1003329	3	11	6	54.5				29	8	27.6				51	51	100				39	25	64.1	21	3	14.3	45	23	51.1	4	2	50	6	2	33.3
	OAKDALE LAND-BOUSKOOL	2019	1003330	5	12	12	100	34	34	100				40	36	90	78	78	100							37	34	91.9	48	48	100	30	28	93.3	22	20	90.9
	OAKDALE LAND-BOUSKOOL	2018	1003330	5	15	15	100	41	41	100				22	22	100	78	78	100							44	43	97.7	20	20	100	58	58	100	42	40	95.2
	OUDTSHOORN HS.	2019	1003331	5	29	29	100				47	45	95.7				64	64	100	19	19	100				52	50	96.2	69	68	98.6	42	40	95.2	23	23	100
	OUDTSHOORN HS.	2018	1003331	5	39	38	97.4				63	54	85.7				58	58	100	24	23	95.8				33	31	93.9	72	70	97.2	54	49	90.7	27	26	96.3
	OUTENIQUA HS.	2019	1003334	5	82	82	100	20	20	100	137	129	94.2	45	44	97.8	313	313	100	42	42	100	52	50	96.2	100	99	99	174	173	99.4	163	160	98.2	87	86	98.9
	OUTENIQUA HS.	2018	1003334	5	75	75	100	15	15	100	116	99	85.3	49	46	93.9	291	291	100	29	29	100	42	42	100	110	108	98.2	153	153	100	162	160	98.8	92	91	98.9
	P.W. BOTHA KOLLEGE	2019	1003341	5							79	39	49.4				72	72	100	38	31	81.6	37	37	100	33	17	51.5	83	80	96.4	23	11	47.8	14	8	57.1
	P.W. BOTHA KOLLEGE	2018	1003341	5	12	8	66.7				76	32	42.1				71	71	100	54	44	81.5	26	26	100	36	23	63.9	82	75	91.5	22	6	27.3	8	6	75
	PACALTSDORP SEK.	2019	1003335	4							31	15	48.4	31	18	58.1	135	135	100	99	86	86.9	57	55	96.5	35	14	40	118	92	78	17	5	29.4	8	5	62.5
	PACALTSDORP SEK.	2018	1003335	4	17	14	82.4				47	32	68.1	46	31	67.4	159	158	99.4	109	99	90.8	62	62	100	28	20	71.4	142	96	67.6	20	12	60	16	8	50
	PARKDENE SEK.	2019	1003337	3	10	7	70				58	38	65.5	55	32	58.2	206	201	97.6	114	36	31.6	26	25	96.2	69	18	26.1	183	125	68.3	16	5	31.3			



Province Districts	Centre Name	Year	Centre Number	Quintile	Subject Description																																
					Accounting			Agricultural Sciences			Business Studies			Economics			English First Additional Language			Geography			History			Life Sciences			Mathematical Literacy			Mathematics			Physical Sciences		
					Total Wrote	Achieved 30 - 100%	% Achieved at 30% and Above	Total Wrote	Achieved 30 - 100%	% Achieved at 30% and Above	Total Wrote	Achieved 30 - 100%	% Achieved at 30% and Above	Total Wrote	Achieved 30 - 100%	% Achieved at 30% and Above	Total Wrote	Achieved 30 - 100%	% Achieved at 30% and Above	Total Wrote	Achieved 30 - 100%	% Achieved at 30% and Above	Total Wrote	Achieved 30 - 100%	% Achieved at 30% and Above	Total Wrote	Achieved 30 - 100%	% Achieved at 30% and Above	Total Wrote	Achieved 30 - 100%	% Achieved at 30% and Above	Total Wrote	Achieved 30 - 100%	% Achieved at 30% and Above			
EDEN & CENTRAL KAROO	PARKDENE SEK.	2018	1003337	3	18	14	77.8				120	38	31.7	67	51	76.1	190	190	100	26	16	61.5	54	52	96.3	28	11	39.3	160	99	61.9	21	12	57.1			
	PERCY MDALA HS.	2019	1003338	1							69	49	71	32	29	90.6	111	111	100	16	14	87.5	27	27	100	80	46	57.5	90	80	88.9	22	16	72.7	16	13	81.3
	PERCY MDALA HS.	2018	1003338	1							45	29	64.4	25	23	92	81	80	98.8	19	14	73.7				55	35	63.6	55	37	67.3	27	13	48.1	21	14	66.7
	PLETTENBERGBAAI SEK.	2019	1003339	3							20	12	60	22	9	40.9	66	66	100	31	31	100	51	51	100	31	13	41.9	65	61	93.8						
	PLETTENBERGBAAI SEK.	2018	1003339	3	7	3	42.9				32	9	28.1	43	23	53.5	122	121	99.2	36	30	83.3	29	29	100	59	31	52.5	102	79	77.5	5	4	80	4	3	75
	PUNT HS.	2019	1003340	5	52	50	96.2				81	69	85.2	21	20	95.2	159	159	100	35	35	100				91	86	94.5	119	119	100	103	101	98.1	70	68	97.1
	PUNT HS.	2018	1003340	5	47	47	100				57	52	91.2	28	28	100	157	157	100	35	35	100				93	84	90.3	132	132	100	91	89	97.8	73	73	100
	SAO BRAS SEK.	2019	1003342	4	20	17	85				62	22	35.5	61	28	45.9	155	155	100	82	59	72	69	66	95.7	56	46	82.1	130	119	91.5	20	10	50	17	17	100
	SAO BRAS SEK.	2018	1003342	4	12	7	58.3				64	22	34.4	66	35	53	171	171	100	102	56	54.9	101	100	99	72	57	79.2	139	104	74.8	28	10	35.7	19	13	68.4
	SENTRAAL HS.	2019	1003343	5	8	8	100				36	27	75				43	43	100							29	22	75.9	41	39	95.1	24	21	87.5	8	7	87.5
	SENTRAAL HS.	2018	1003343	5	16	13	81.3				27	20	74.1				37	37	100							28	24	85.7	38	36	94.7	12	9	75	10	8	80
	SHALOM AKADEMIE	2019	1003307	99	1	1	100				1	1	100				6	6	100							4	4	100	4	4	100	2	2	100	1	1	100
	SHALOM AKADEMIE	2018	1003307	1													9	9	100							9	8	88.9	6	6	100	3	3	100	2	2	100
	THEMBALETHU SEC.	2019	1003306	2							46	44	95.7	46	36	78.3	173	172	99.4	109	67	61.5	71	67	94.4	88	68	77.3	113	97	85.8	70	22	31.4	62	44	71
	THEMBALETHU SEC.	2018	1003306	2	15	8	53.3				55	44	80	55	43	78.2	231	230	99.6	150	73	48.7	121	103	85.1	55	52	94.5	168	114	67.9	64	29	45.3	55	28	50.9

Province Districts	Centre Name	Year	Centre Number	Quintile	Subject Description																																
					Accounting			Agricultural Sciences			Business Studies			Economics			English First Additional Language			Geography			History			Life Sciences			Mathematical Literacy			Mathematics			Physical Sciences		
					Total Wrote	Achieved 30 - 100%	% Achieved at 30% and Above	Total Wrote	Achieved 30 - 100%	% Achieved at 30% and Above	Total Wrote	Achieved 30 - 100%	% Achieved at 30% and Above	Total Wrote	Achieved 30 - 100%	% Achieved at 30% and Above	Total Wrote	Achieved 30 - 100%	% Achieved at 30% and Above	Total Wrote	Achieved 30 - 100%	% Achieved at 30% and Above	Total Wrote	Achieved 30 - 100%	% Achieved at 30% and Above	Total Wrote	Achieved 30 - 100%	% Achieved at 30% and Above	Total Wrote	Achieved 30 - 100%	% Achieved at 30% and Above	Total Wrote	Achieved 30 - 100%	% Achieved at 30% and Above			
EDEN & CENTRAL KAROO	UNIONDALE HS.	2019	1003345	4						49	30	61.2				52	52	100	47	34	72.3				35	13	37.1	44	38	86.4	8	4	50	3	0	0	
	UNIONDALE HS.	2018	1003345	4	3	3	100			49	30	61.2				46	46	100	48	35	72.9				31	21	67.7	41	36	87.8	7	4	57.1	3	2	66.7	
	WITTEDRIFT HS.	2019	1003347	5												26	26	100				34	34	100	58	54	93.1	52	52	100	12	12	100	10	9	90	
	WITTEDRIFT HS.	2018	1003347	5	6	6	100									26	26	100				38	38	100	47	45	95.7	41	41	100	19	18	94.7	15	14	93.3	
	YORK HS.	2019	1003348	5	25	25	100			96	92	95.8							55	54	98.2	55	55	100	96	87	90.6	84	83	98.8	90	85	94.4	74	70	94.6	
	YORK HS.	2018	1003348	5	26	26	100			101	97	96							49	49	100	59	59	100	88	88	100	76	76	100	105	103	98.1	72	68	94.4	
	ZWARTBERG HS.	2019	1003349	5						26	15	57.7				49	49	100							35	10	28.6	42	30	71.4	6	3	50	3	2	66.7	
	ZWARTBERG HS.	2018	1003349	5						18	10	55.6				52	52	100							29	18	62.1	40	23	57.5	12	5	41.7	9	7	77.8	
METRO CENTRAL	ABBOTT'S COLLEGE	2019	1009901	99	12	10	83.3			62	55	88.7	24	23	95.8				20	20	100	39	38	97.4	35	31	88.6	62	61	98.4	52	46	88.5	30	24	80	
	ABBOTT'S COLLEGE	2018	1009901	99	13	11	84.6			73	71	97.3	25	25	100				32	32	100	37	37	100	44	42	95.5	65	63	96.9	72	60	83.3	33	29	87.9	
	AL-AZHAR HIGH SCHOOL	2019	1001158	99	35	24	68.6			56	56	100										32	32	100	56	45	80.4	44	44	100	48	44	91.7	35	31	88.6	
	AL-AZHAR HIGH SCHOOL	2018	1001158	99	32	29	90.6			42	42	100										25	25	100	47	46	97.9	22	22	100	57	50	87.7	38	34	89.5	
	ALEXANDER SINTON SEC.	2019	1001102	5	6	3	50			104	69	66.3	42	38	90.5				85	82	96.5	98	97	99	95	52	54.7	121	116	95.9	69	15	21.7	28	26	92.9	
	ALEXANDER SINTON SEC.	2018	1001102	5	14	10	71.4			102	78	76.5	36	31	86.1				64	63	98.4	93	93	100	78	66	84.6	99	97	98	68	40	58.8	37	34	91.9	
	ARCADIA SEN. SEK.	2019	1001103	4						56	41	73.2	24	13	54.2	21	21	100	33	18	54.5	32	24	75				57	37	64.9							
	ARCADIA SEN. SEK.	2018	1001103	4	21	13	61.9			37	31	83.8	37	15	40.5	20	20	100	24	15	62.5	21	16	76.2	25	7	28	60	47	78.3							
	ATHLONE SEC.	2019	1001106	5						60	43	71.7				1	1	100	29	11	37.9	90	85	94.4	77	32	41.6	77	59	76.6	9	2	22.2				



Province Districts	Centre Name	Year	Centre Number	Quintile	Subject Description																																		
					Accounting			Agricultural Sciences			Business Studies			Economics			English First Additional Language			Geography			History			Life Sciences			Mathematical Literacy			Mathematics			Physical Sciences				
					Total Wrote	Achieved 30 - 100%	% Achieved at 30% and Above	Total Wrote	Achieved 30 - 100%	% Achieved at 30% and Above	Total Wrote	Achieved 30 - 100%	% Achieved at 30% and Above	Total Wrote	Achieved 30 - 100%	% Achieved at 30% and Above	Total Wrote	Achieved 30 - 100%	% Achieved at 30% and Above	Total Wrote	Achieved 30 - 100%	% Achieved at 30% and Above	Total Wrote	Achieved 30 - 100%	% Achieved at 30% and Above	Total Wrote	Achieved 30 - 100%	% Achieved at 30% and Above	Total Wrote	Achieved 30 - 100%	% Achieved at 30% and Above	Total Wrote	Achieved 30 - 100%	% Achieved at 30% and Above					
METRO CENTRAL	CLAREMONT HS	2019	1001203	5	47	47	100									60	60	100							89	89	100				98	90	91.8	98	94	95.9			
	CLAREMONT HS	2018	1001203	5	37	37	100									61	61	100							88	88	100				93	86	92.5	93	84	90.3			
	CRYSTAL SEK.	2019	1001120	4						31	13	41.9				21	21	100	25	14	56	36	34	94.4	29	1	3.4	62	44	71									
	CRYSTAL SEK.	2018	1001120	4						35	10	28.6				37	37	100	25	14	56	46	40	87	36	4	11.1	77	37	48.1									
	DARUL ISLAM ISLAMIC HS.	2019	1001121	5	19	13	68.4			65	35	53.8				61	50	82	27	27	100	53	35	66	51	43	84.3	28	12	42.9	16	8	50						
	DARUL ISLAM ISLAMIC HS.	2018	1001121	5	12	10	83.3			50	40	80				53	51	96.2	23	23	100	41	33	80.5	34	30	88.2	30	14	46.7	14	10	71.4						
	DOMINICAN GRIMLEY-SCHOOL	2019	1009911	99											4	4	100										6	6	100										
	DOMINICAN GRIMLEY-SCHOOL	2018	1009911	99											4	4	100										7	7	100										
	EROS SCHOOL	2019	1009918	99						19	14	73.7				4	4	100							19	19	100	15	6	40	19	17	89.5						
	EROS SCHOOL	2018	1009918	99						19	4	21.1				11	10	90.9							19	17	89.5	17	0	0	20	4	20						
	FEZEKA SEC	2019	1006605	3						77	52	67.5	56	27	48.2	164	164	100	92	81	88	100	93	93	94	59	62.8	127	99	78	31	22	71	30	17	56.7			
	FEZEKA SEC	2018	1006605	3	7	5	71.4			40	32	80	42	27	64.3	147	146	99.3	84	73	86.9	106	98	92.5	105	70	66.7	95	73	76.8	51	17	33.3	29	6	20.7			
	GARDENS COMMERCIAL HS.	2019	1001124	5	30	26	86.7			114	93	81.6	92	71	77.2													65	64	98.5	49	18	36.7						
	GARDENS COMMERCIAL HS.	2018	1001124	5	40	30	75			106	94	88.7	91	73	80.2													73	73	100	33	17	51.5						
	GARLANDALE SEK.	2019	1001125	5						47	34	72.3	37	17	45.9				34	28	82.4	54	53	98.1	71	39	54.9	113	99	87.6	16	2	12.5						
	GARLANDALE SEK.	2018	1001125	5						28	24	85.7	23	19	82.6				57	55	96.5	74	73	98.6	53	37	69.8	86	80	93	17	11	64.7	13	7	53.8			



Province Districts	Centre Name	Year	Centre Number	Quintile	Subject Description																																
					Accounting			Agricultural Sciences			Business Studies			Economics			English First Additional Language			Geography			History			Life Sciences			Mathematical Literacy			Mathematics			Physical Sciences		
					Total Wrote	Achieved 30 - 100%	% Achieved at 30% and Above	Total Wrote	Achieved 30 - 100%	% Achieved at 30% and Above	Total Wrote	Achieved 30 - 100%	% Achieved at 30% and Above	Total Wrote	Achieved 30 - 100%	% Achieved at 30% and Above	Total Wrote	Achieved 30 - 100%	% Achieved at 30% and Above	Total Wrote	Achieved 30 - 100%	% Achieved at 30% and Above	Total Wrote	Achieved 30 - 100%	% Achieved at 30% and Above	Total Wrote	Achieved 30 - 100%	% Achieved at 30% and Above	Total Wrote	Achieved 30 - 100%	% Achieved at 30% and Above	Total Wrote	Achieved 30 - 100%	% Achieved at 30% and Above			
METRO CENTRAL	HERSCHEL GIRLS SCHOOL	2018	1009921	5	11	11	100				45	45	100						19	19	100	50	50	100	80	80	100	14	14	100	93	93	100	55	55	100	
	HERZLIA HS	2019	1001131	99	24	24	100				35	35	100	44	44	100	1	1	100				44	44	100	38	38	100	38	38	100	76	76	100	27	27	100
	HERZLIA HS	2018	1001131	99	20	20	100				22	22	100	46	46	100							38	38	100	28	28	100	29	29	100	69	68	98.6	39	39	100
	HOLY CROSS HIGH SCHOOL (MAITLAND)	2019	1001132	99	5	4	80				13	12	92.3										31	31	100	16	13	81.3	41	41	100	16	15	93.8	10	9	90
	HOLY CROSS HIGH SCHOOL (MAITLAND)	2018	1001132	99	8	8	100				12	10	83.3										19	19	100	22	20	90.9	35	31	88.6	17	11	64.7	11	10	90.9
	HOUTBAAI SEK.	2019	1009922	3							13	13	100				27	27	100	16	13	81.3				15	9	60	27	27	100						
	HOUTBAAI SEK.	2018	1009922	3							10	6	60				45	45	100	45	33	73.3				25	16	64	36	35	97.2	3	3	100	3	3	100
	I. D. MKIZE SEN SEC	2019	1006607	3	33	18	54.5				95	79	83.2	112	92	82.1	143	142	99.3				68	68	100				112	88	78.6	21	5	23.8			
	I. D. MKIZE SEN SEC	2018	1006607	3	41	16	39				133	112	84.2	130	105	80.8	169	168	99.4	47	35	74.5	49	46	93.9				145	101	69.7	18	10	55.6			
	ICG DAMELIN MOW-BRAY	2018	1001204	99							3	3	100	1	1	100				2	2	100	3	3	100	3	3	100	4	4	100						
	IKAMVALETHU SEC.	2019	1001133	3							40	19	47.5	37	19	51.4	104	104	100	63	34	54	51	40	78.4	42	24	57.1	84	45	53.6	20	8	40	12	6	50
	IKAMVALETHU SEC.	2018	1001133	3	9	8	88.9				30	25	83.3	30	22	73.3	66	64	97	22	11	50	30	26	86.7	35	10	28.6	55	36	65.5	11	3	27.3			
	INTSHUKUMO SEC.	2019	1006609	3													148	144	97.3	39	28	71.8				50	22	44	29	14	48.3	52	18	34.6	52	19	36.5
	INTSHUKUMO SEC.	2018	1006609	3	28	6	21.4				34	15	44.1				127	125	98.4	32	21	65.6				24	20	83.3	27	10	37	42	16	38.1	34	15	44.1
	ISILIMELA SEC	2019	1001134	3	24	18	75				87	51	58.6	107	87	81.3	210	206	98.1	119	98	82.4	110	102	92.7	99	57	57.6	148	116	78.4	56	35	62.5	29	21	72.4
	ISILIMELA SEC	2018	1001134	3	32	27	84.4				105	73	69.5	116	88	75.9	197	193	98	115	101	87.8	89	84	94.4	70	48	68.6	140	105	75	50	40	80	39	19	48.7
	ISLAMIA COLLEGE SEC.	2019	1001135	5	27	25	92.6				63	59	93.7	25	25	100				27	26	96.3				71	68	95.8	25	25	100	72	66	91.7	34	33	97.1

Province Districts	Centre Name	Year	Centre Number	Quintile	Subject Description																																
					Accounting			Agricultural Sciences			Business Studies			Economics			English First Additional Language			Geography			History			Life Sciences			Mathematical Literacy			Mathematics			Physical Sciences		
					Total Wrote	Achieved 30 - 100%	% Achieved at 30% and Above	Total Wrote	Achieved 30 - 100%	% Achieved at 30% and Above	Total Wrote	Achieved 30 - 100%	% Achieved at 30% and Above	Total Wrote	Achieved 30 - 100%	% Achieved at 30% and Above	Total Wrote	Achieved 30 - 100%	% Achieved at 30% and Above	Total Wrote	Achieved 30 - 100%	% Achieved at 30% and Above	Total Wrote	Achieved 30 - 100%	% Achieved at 30% and Above	Total Wrote	Achieved 30 - 100%	% Achieved at 30% and Above	Total Wrote	Achieved 30 - 100%	% Achieved at 30% and Above	Total Wrote	Achieved 30 - 100%	% Achieved at 30% and Above			
METRO CENTRAL	ISLAMIA COLLEGE SEC.	2018	1001135	5	13	12	92.3				47	44	93.6	19	19	100				35	35	100				75	72	96	21	21	100	73	62	84.9	47	46	97.9
	JAN VAN RIEBEECK HS.	2019	1001136	5	18	17	94.4				29	27	93.1	26	25	96.2	77	77	100	32	32	100	30	30	100	37	35	94.6	60	60	100	36	36	100	19	19	100
	JAN VAN RIEBEECK HS.	2018	1001136	5	17	17	100				19	17	89.5	8	8	100	60	60	100	30	30	100	26	26	100	43	43	100	39	39	100	41	39	95.1	24	24	100
	KENSINGTON SEC.	2019	1001137	5	21	20	95.2				85	77	90.6							112	96	85.7	55	53	96.4	144	65	45.1	146	131	89.7	38	26	68.4	25	20	80
	KENSINGTON SEC.	2018	1001137	5	20	18	90				113	101	89.4							96	94	97.9	46	46	100	136	108	79.4	142	129	90.8	45	27	60	34	21	61.8
	KULANI SEC	2019	1001138	3	7	0	0				21	11	52.4	20	13	65	69	69	100	48	39	81.3	21	21	100	49	24	49	57	45	78.9	12	8	66.7	10	6	60
	KULANI SEC	2018	1001138	3	21	7	33.3				53	26	49.1	39	31	79.5	88	86	97.7	35	31	88.6	17	13	76.5	50	25	50	73	37	50.7	15	13	86.7	17	10	58.8
	LANGA SEC.	2019	1001140	3	17	11	64.7				53	38	71.7	13	6	46.2	93	90	96.8	22	22	100	50	44	88	38	18	47.4	55	42	76.4	16	6	37.5	12	9	75
	LANGA SEC.	2018	1001140	3	15	6	40				27	22	81.5	15	15	100	73	71	97.3	38	31	81.6	31	23	74.2	51	34	66.7	59	40	67.8	15	9	60	15	14	93.3
	LEAP SCIENCE AND MATHS SCHOOL	2019	1009979	99	30	28	93.3										64	64	100				34	34	100	65	57	87.7				65	40	61.5	65	47	72.3
	LEAP SCIENCE AND MATHS SCHOOL	2018	1009979	99	17	17	100				3	3	100				42	42	100				26	26	100	43	39	90.7				43	26	60.5	40	27	67.5
	LIVINGSTONE HS.	2019	1009926	5	49	48	98													50	47	94	120	119	99.2	184	171	92.9	85	83	97.6	99	82	82.8	80	67	83.8
	LIVINGSTONE HS.	2018	1009926	5	50	48	96													26	25	96.2	105	105	100	151	146	96.7	79	79	100	72	68	94.4	75	65	86.7
	MAITLAND SEK.	2019	1001141	4	21	20	95.2				110	62	56.4							81	65	80.2				104	66	63.5	105	99	94.3	24	23	95.8	19	18	94.7
	MAITLAND SEK.	2018	1001141	4	41	29	70.7				131	96	73.3							117	99	84.6				120	97	80.8	138	128	92.8	20	20	100	27	22	81.5
	MANENBERG SEK.	2019	1001142	4							104	35	33.7				32	31	96.9	59	27	45.8	21	15	71.4	84	7	8.3	94	59	62.8	10	0	0			
	MANENBERG SEK.	2018	1001142	4							84	25	29.8				54	47	87	40	26	65	26	18	69.2	57	23	40.4	93	49	52.7						
	MODDERDAM SEK.	2019	1001145	4							77	50	64.9	37	13	35.1	62	62	100	116	73	62.9	85	81	95.3	50	30	60	114	88	77.2	9	1	11.1	5	3	60





Province Districts	Centre Name	Year	Centre Number	Quintile	Subject Description																																
					Accounting			Agricultural Sciences			Business Studies			Economics			English First Additional Language			Geography			History			Life Sciences			Mathematical Literacy			Mathematics			Physical Sciences		
					Total Wrote	Achieved 30 - 100%	% Achieved at 30% and Above	Total Wrote	Achieved 30 - 100%	% Achieved at 30% and Above	Total Wrote	Achieved 30 - 100%	% Achieved at 30% and Above	Total Wrote	Achieved 30 - 100%	% Achieved at 30% and Above	Total Wrote	Achieved 30 - 100%	% Achieved at 30% and Above	Total Wrote	Achieved 30 - 100%	% Achieved at 30% and Above	Total Wrote	Achieved 30 - 100%	% Achieved at 30% and Above	Total Wrote	Achieved 30 - 100%	% Achieved at 30% and Above	Total Wrote	Achieved 30 - 100%	% Achieved at 30% and Above	Total Wrote	Achieved 30 - 100%	% Achieved at 30% and Above			
METRO CENTRAL	RHODES HS.	2019	1009937	5	25	19	76				96	80	83.3	63	47	74.6				71	66	93	72	72	100	124	72	58.1	93	88	94.6	100	46	46	66	49	74.2
	RHODES HS.	2018	1009937	5	24	24	100				99	82	82.8	73	61	83.6				57	49	86	107	105	98.1	102	58	56.9	96	84	87.5	89	47	52.8	31	24	77.4
	RONDEBOSCH BOYS' HS.	2019	1009938	5	29	29	100							60	60	100				84	84	100	43	43	100	60	60	100	28	28	100	134	134	100	94	94	100
	RONDEBOSCH BOYS' HS.	2018	1009938	5	32	32	100							60	60	100				38	38	100	52	52	100	64	64	100	17	17	100	132	132	100	100	99	99
	ROSEBANK PROGRESS COLLEGE	2019	1009940	99	2	2	100				27	20	74.1	12	12	100				9	8	88.9	20	20	100	20	17	85	26	25	96.2	18	16	88.9	16	14	87.5
	ROSEBANK PROGRESS COLLEGE	2018	1009940	99	2	2	100				43	28	65.1	26	20	76.9				19	18	94.7	21	21	100	18	18	100	42	38	90.5	23	16	69.6	14	11	78.6
	RUSTENBURG GIRLS' HS.	2019	1009939	5	30	29	96.7													61	61	100	46	46	100	107	106	99.1	24	24	100	142	138	97.2	93	93	100
	RUSTENBURG GIRLS' HS.	2018	1009939	5	29	29	100													47	47	100	41	41	100	80	80	100	21	21	100	122	121	99.2	91	90	98.9
	RYLANDS HS.	2019	1001153	5	29	24	82.8				93	75	80.6							120	119	99.2	113	113	100	166	110	66.3	100	99	99	101	77	76.2	70	62	88.6
	RYLANDS HS.	2018	1001153	5	32	28	87.5				105	95	90.5							133	132	99.2	75	74	98.7	177	146	82.5	86	82	95.3	114	84	73.7	70	63	90
	S.A. COLLEGE HS.	2019	1009942	5	29	27	93.1							45	45	100				71	71	100	87	87	100	105	105	100	27	27	100	123	122	99.2	77	76	98.7
	S.A. COLLEGE HS.	2018	1009942	5	40	40	100							61	61	100				66	66	100	75	75	100	116	116	100	40	40	100	116	116	100	77	77	100
	SALT RIVER SEC	2019	1001154	5							76	37	48.7							68	48	70.6	29	29	100	51	10	19.6	56	43	76.8	16	0	0			
	SALT RIVER SEC	2018	1001154	5							70	41	58.6							89	70	78.7	22	18	81.8	68	37	54.4	62	51	82.3	26	7	26.9	19	5	26.3
	SANS SOUCI GIRLS' HS.	2019	1009943	5	14	14	100													43	43	100	21	21	100	28	28	100	35	35	100	34	27	79.4	21	19	90.5
	SANS SOUCI GIRLS' HS.	2018	1009943	5	5	5	100													36	36	100	17	17	100	36	33	91.7	28	28	100	28	26	92.9	13	13	100



Province Districts	Centre Name	Year	Centre Number	Quintile	Subject Description																																
					Accounting			Agricultural Sciences			Business Studies			Economics			English First Additional Language			Geography			History			Life Sciences			Mathematical Literacy			Mathematics			Physical Sciences		
					Total Wrote	Achieved 30 - 100%	% Achieved at 30% and Above	Total Wrote	Achieved 30 - 100%	% Achieved at 30% and Above	Total Wrote	Achieved 30 - 100%	% Achieved at 30% and Above	Total Wrote	Achieved 30 - 100%	% Achieved at 30% and Above	Total Wrote	Achieved 30 - 100%	% Achieved at 30% and Above	Total Wrote	Achieved 30 - 100%	% Achieved at 30% and Above	Total Wrote	Achieved 30 - 100%	% Achieved at 30% and Above	Total Wrote	Achieved 30 - 100%	% Achieved at 30% and Above	Total Wrote	Achieved 30 - 100%	% Achieved at 30% and Above	Total Wrote	Achieved 30 - 100%	% Achieved at 30% and Above			
METRO CENTRAL	STAR COLLEGE - CAPE TOWN	2019	1001199	99	2	2	100				4	3	75							11	11	100	11	11	100	22	22	100	4	4	100	21	21	100	15	15	100
	STAR COLLEGE - CAPE TOWN	2018	1001199	99	1	1	100				4	4	100			0	0			5	5	100	6	6	100	9	9	100	7	7	100	6	6	100	6	6	100
	STONEFOUNTAIN COLLEGE - ATHLONE	2019	1001186	99							13	10	76.9							9	5	55.6	15	13	86.7	10	1	10	18	14	77.8	6	1	16.7	2	1	50
	STONEFOUNTAIN COLLEGE - ATHLONE	2018	1001186	99							12	5	41.7			4	4	100		12	8	66.7	12	11	91.7	13	8	61.5	17	12	70.6	8	4	50	7	3	42.9
	STONEFOUNTAIN COLLEGE - KENILWORTH	2019	1001205	99							25	11	44	5	3	60				13	9	69.2	21	21	100	12	8	66.7	27	25	92.6	8	3	37.5	6	3	50
	STONEFOUNTAIN COLLEGE - KENILWORTH	2018	1001205	99							26	13	50	14	8	57.1	3	3	100	21	18	85.7	15	15	100	14	11	78.6	29	25	86.2	7	2	28.6	5	1	20
	SUMMIT HOUSE - GARDENS	2018	1009982	99	2	1	50				17	6	35.3	1	1	100				11	11	100	8	8	100	14	11	78.6	17	16	94.1	8	4	50	5	2	40
	THANDOKHULU SEC	2019	1009953	4	47	40	85.1				58	42	72.4	61	57	93.4	153	153	100	87	76	87.4	84	84	100	106	80	75.5	108	99	91.7	56	39	69.6	37	37	100
	THANDOKHULU SEC	2018	1009953	4	35	31	88.6				54	42	77.8	68	65	95.6	192	192	100	125	113	90.4	110	108	98.2	139	110	79.1	122	109	89.3	71	58	81.7	50	50	100
	THE LEADERSHIP COLLEGE	2019	1001207	4	13	12	92.3				72	67	93.1							81	79	97.5	24	24	100	123	106	86.2	74	74	100	50	20	40	27	21	77.8
	THE LEADERSHIP COLLEGE	2018	1001207	4	9	9	100				42	33	78.6							44	43	97.7	13	13	100	58	52	89.7	40	40	100	30	17	56.7	29	21	72.4
	TRAFALGAR SEC.	2019	1001167	5	9	9	100				69	47	68.1							69	55	79.7	115	112	97.4	41	36	87.8	102	89	87.3	47	19	40.4	21	21	100
	TRAFALGAR SEC.	2018	1001167	5	13	10	76.9				73	45	61.6							31	26	83.9	76	74	97.4	41	39	95.1	122	108	88.5	28	11	39.3	17	14	82.4
	VISTA HS.	2019	1001169	5							38	23	60.5							52	48	92.3	7	7	100	46	23	50	37	34	91.9	15	9	60	13	10	76.9
	VISTA HS.	2018	1001169	5							66	38	57.6							82	76	92.7	40	40	100	42	31	73.8	59	52	88.1	23	16	69.6	16	14	87.5

Province Districts	Centre Name	Year	Centre Number	Quintile	Subject Description																																
					Accounting			Agricultural Sciences			Business Studies			Economics			English First Additional Language			Geography			History			Life Sciences			Mathematical Literacy			Mathematics			Physical Sciences		
					Total Wrote	Achieved 30 - 100%	% Achieved at 30% and Above	Total Wrote	Achieved 30 - 100%	% Achieved at 30% and Above	Total Wrote	Achieved 30 - 100%	% Achieved at 30% and Above	Total Wrote	Achieved 30 - 100%	% Achieved at 30% and Above	Total Wrote	Achieved 30 - 100%	% Achieved at 30% and Above	Total Wrote	Achieved 30 - 100%	% Achieved at 30% and Above	Total Wrote	Achieved 30 - 100%	% Achieved at 30% and Above	Total Wrote	Achieved 30 - 100%	% Achieved at 30% and Above	Total Wrote	Achieved 30 - 100%	% Achieved at 30% and Above	Total Wrote	Achieved 30 - 100%	% Achieved at 30% and Above			
METRO CENTRAL	VISTA NOVA-SCHOOL	2019	1009954	99																1	1	100	10	8	80	25	24	96	6	1	16.7						
	VISTA NOVA-SCHOOL	2018	1009954	99																2	2	100	10	10	100	22	20	90.9	5	1	20						
	VOORTREKKER HS.	2019	1009955	5	13	13	100				58	41	70.7							20	15	75	56	56	100	49	43	87.8	85	85	100	25	20	80	19	16	84.2
	VOORTREKKER HS.	2018	1009955	5	14	12	85.7				60	45	75							16	16	100	30	30	100	62	54	87.1	83	82	98.8	19	19	100	23	13	56.5
	WALMER SEC.	2019	1001201	5	12	9	75				50	38	76	41	29	70.7							64	64	100	22	14	63.6	43	41	95.3	16	4	25			
	WALMER SEC.	2018	1001201	5	13	10	76.9				37	21	56.8	31	23	74.2							50	50	100	20	13	65	39	35	89.7	13	2	15.4			
	WESTERFORD HS.	2019	1009957	5	29	29	100													71	71	100	91	91	100	140	140	100	30	30	100	143	143	100	110	110	100
	WESTERFORD HS.	2018	1009957	5	29	29	100													70	70	100	80	80	100	139	139	100	30	30	100	137	136	99.3	107	107	100
	WINDERMERE SEK.	2019	1001171	4							20	10	50							59	53	89.8	44	44	100	61	22	36.1	64	54	84.4	16	6	37.5	11	6	54.5
	WINDERMERE SEK.	2018	1001171	4							25	13	52							44	40	90.9	37	36	97.3	55	36	65.5	60	50	83.3	19	10	52.6	12	9	75
	WINDSOR HS.	2019	1001172	5							58	45	77.6	53	47	88.7							62	62	100	57	47	82.5	83	82	98.8	37	22	59.5	21	12	57.1
	WINDSOR HS.	2018	1001172	5							58	52	89.7	54	51	94.4							72	71	98.6	52	47	90.4	92	91	98.9	25	24	96	24	17	70.8
	Y2K COLLEGE	2019	1001178	99	2	2	100				20	13	65	17	12	70.6	36	36	100	35	18	51.4	50	45	90	32	14	43.8	43	37	86	9	5	55.6	5	3	60
	Y2K COLLEGE	2018	1001178	99	14	4	28.6				27	17	63	20	14	70	36	36	100	39	20	51.3	43	38	88.4	33	17	51.5	50	33	66	10	9	90	9	7	77.8
	ZONNEBLOEM NEST SENIOR SCHOOL	2019	1001174	5							26	16	61.5												31	10	32.3	47	40	85.1	9	4	44.4				
	ZONNEBLOEM NEST SENIOR SCHOOL	2018	1001174	5							16	15	93.8												16	10	62.5	27	20	74.1	11	0	0				



Province Districts	Centre Name	Year	Centre Number	Quintile	Subject Description																																	
					Accounting			Agricultural Sciences			Business Studies			Economics			English First Additional Language			Geography			History			Life Sciences			Mathematical Literacy			Mathematics			Physical Sciences			
					Total Wrote	Achieved 30 - 100%	% Achieved at 30% and Above	Total Wrote	Achieved 30 - 100%	% Achieved at 30% and Above	Total Wrote	Achieved 30 - 100%	% Achieved at 30% and Above	Total Wrote	Achieved 30 - 100%	% Achieved at 30% and Above	Total Wrote	Achieved 30 - 100%	% Achieved at 30% and Above	Total Wrote	Achieved 30 - 100%	% Achieved at 30% and Above	Total Wrote	Achieved 30 - 100%	% Achieved at 30% and Above	Total Wrote	Achieved 30 - 100%	% Achieved at 30% and Above	Total Wrote	Achieved 30 - 100%	% Achieved at 30% and Above	Total Wrote	Achieved 30 - 100%	% Achieved at 30% and Above				
METRO EAST	BULUMKO SEC	2019	1004404	3	18	7	38.9				41	16	39	42	24	57.1	149	148	99.3	79	44	55.7	43	33	76.7	63	33	52.4	63	37	58.7	64	5	7.8	45	15	33.3	
	BULUMKO SEC	2018	1004404	3	37	8	21.6				79	39	49.4	78	50	64.1	154	153	99.4	64	42	65.6	40	39	97.5	51	40	78.4	119	77	64.7	33	9	27.3	34	17	50	
	CENTRE OF SCIENCE AND TECHNOLOGY	2019	1004448	3													105	105	100							105	100	95.2				105	91	86.7	105	87	82.9	
	CENTRE OF SCIENCE AND TECHNOLOGY	2018	1004448	3													108	108	100							108	107	99.1				109	100	91.7	108	96	88.9	
	CHRIS HANI SEC	2019	1004405	2							71	41	57.7	45	34	75.6	222	222	100	85	74	87.1	107	103	96.3	85	47	55.3	170	144	84.7	47	28	59.6	38	27	71.1	
	CHRIS HANI SEC	2018	1004405	2	20	9	45				20	18	90	97	63	64.9	203	203	100	106	81	76.4	78	69	88.5	80	56	70	183	156	85.2	17	11	64.7	36	14	38.9	
	DE KUILEN HS.	2019	1004407	5	42	42	100				113	105	92.9				50	50	100	47	46	97.9	96	96	100	203	145	71.4	141	139	98.6	137	119	86.9	99	89	89.9	
	DE KUILEN HS.	2018	1004407	5	59	56	94.9				81	69	85.2				34	34	100	59	59	100	77	76	98.7	183	166	90.7	155	154	99.4	109	106	97.2	99	85	85.9	
	DOT'S LEARNING CENTRE	2019	1004901	2	1	1	100				5	4	80										2	2	100	5	5	100	3	3	100	4	3	75	1	1	100	
	DUNATOS PRIVAATSKOOL	2019	1002272	99													6	6	100	9	9	100				2	2	100	12	11	91.7	3	2	66.7				
	DUNATOS PRIVAATSKOOL	2018	1002272	99													12	12	100	7	7	100				9	8	88.9	11	10	90.9	2	2	100				
	EBEN DONGES HS.	2019	1004408	5	12	12	100				44	35	79.5				19	19	100	56	46	82.1				81	39	48.1	87	81	93.1	21	17	81	13	8	61.5	
	EBEN DONGES HS.	2018	1004408	5	22	17	77.3				50	44	88				20	20	100	28	26	92.9				94	71	75.5	103	100	97.1	19	19	100	12	12	100	
	EERSTERIVIER SEK.	2019	1004409	5							48	10	20.8	34	9	26.5	117	117	100	32	15	46.9	85	68	80	100	39	39	153	104	68							
	EERSTERIVIER SEK.	2018	1004409	5	18	6	33.3				49	14	28.6	38	18	47.4	107	107	100	27	21	77.8	78	68	87.2	81	43	53.1	134	94	70.1	18	6	33.3	7	6	85.7	
	ESANGWENI SEC.	2019	1004410	2	17	12	70.6				33	23	69.7	33	21	63.6	87	87	100	46	39	84.8	36	36	100	54	20	37	63	51	81	24	10	41.7	18	8	44.4	
	ESANGWENI SEC.	2018	1004410	2	19	4	21.1				43	13	30.2	58	27	46.6	109	107	98.2	58	24	41.4	47	46	97.9	51	23	45.1	87	46	52.9	22	3	13.6	19	5	26.3	



Province Districts	Centre Name	Year	Centre Number	Quintile	Subject Description																																
					Accounting			Agricultural Sciences			Business Studies			Economics			English First Additional Language			Geography			History			Life Sciences			Mathematical Literacy			Mathematics			Physical Sciences		
					Total Wrote	Achieved 30 - 100%	% Achieved at 30% and Above	Total Wrote	Achieved 30 - 100%	% Achieved at 30% and Above	Total Wrote	Achieved 30 - 100%	% Achieved at 30% and Above	Total Wrote	Achieved 30 - 100%	% Achieved at 30% and Above	Total Wrote	Achieved 30 - 100%	% Achieved at 30% and Above	Total Wrote	Achieved 30 - 100%	% Achieved at 30% and Above	Total Wrote	Achieved 30 - 100%	% Achieved at 30% and Above	Total Wrote	Achieved 30 - 100%	% Achieved at 30% and Above	Total Wrote	Achieved 30 - 100%	% Achieved at 30% and Above	Total Wrote	Achieved 30 - 100%	% Achieved at 30% and Above			
METRO EAST	FOREST HEIGHTS HS.	2019	1004412	5	9	5	55.6				34	19	55.9	19	10	52.6	96	96	100	114	56	49.1	95	55	57.9	53	23	43.4	125	94	75.2	25	6	24	14	4	28.6
	FOREST HEIGHTS HS.	2018	1004412	5	14	4	28.6				42	14	33.3	29	17	58.6	82	82	100	103	80	77.7	59	41	69.5	56	29	51.8	130	90	69.2	26	9	34.6	20	4	20
	GOOD HOPE HS	2019	1004414	2	2	2	100				28	19	67.9	17	10	58.8				10	7	70	18	18	100	16	11	68.8	34	27	79.4	8	5	62.5	4	3	75
	GOOD HOPE HS	2018	1004414	2	2	2	100				30	11	36.7	14	9	64.3				11	9	81.8	15	15	100	22	15	68.2	27	24	88.9	13	8	61.5	8	5	62.5
	GORDON SEK.	2019	1007709	5	10	6	60				35	23	65.7	35	27	77.1	105	105	100	103	79	76.7	52	45	86.5	111	41	36.9	117	88	75.2	43	6	14	26	10	38.5
	GORDON SEK.	2018	1007709	5	20	10	50				57	31	54.4	34	25	73.5	118	118	100	70	53	75.7	47	43	91.5	103	43	41.7	130	90	69.2	22	4	18.2	9	6	66.7
	HARRY GWALA SEC.	2019	1004443	2	36	23	63.9				69	48	69.6	71	54	76.1	165	164	99.4	97	80	82.5	86	80	93	98	59	60.2	121	100	82.6	45	26	57.8	42	26	61.9
	HARRY GWALA SEC.	2018	1004443	2	71	20	28.2				71	46	64.8	71	53	74.6	176	174	98.9	105	68	64.8	27	24	88.9	105	68	64.8	132	104	78.8	44	34	77.3	78	29	37.2
	HECTOR PETERSON SEC.	2019	1004415	2	18	8	44.4	43	33	76.70	50	32	64	50	36	72	172	172	100	46	29	63	68	65	95.6	80	55	68.8	111	79	71.2	54	21	38.9	48	25	52.1
	HECTOR PETERSON SEC.	2018	1004415	2	15	11	73.3	56	29	51.80	58	42	72.4	58	52	89.7	185	185	100	81	52	64.2	71	65	91.5	57	53	93	124	71	57.3	59	27	45.8	57	33	57.9
	HELDERBERG HIGH SCHOOL	2019	1007712	99	2	1	50				21	19	90.5				1	1	100	18	18	100				19	19	100	16	16	100	15	14	93.3	12	12	100
	HELDERBERG HIGH SCHOOL	2018	1007712	99	5	5	100				7	7	100							10	10	100				17	17	100	5	5	100	13	12	92.3	10	10	100
	HOTTENTOTS-HOLLAND HS.	2019	1007714	5	33	28	84.8				182	140	76.9				44	44	100	70	69	98.6	105	105	100	109	79	72.5	190	189	99.5	42	38	90.5	29	28	96.6
	HOTTENTOTS-HOLLAND HS.	2018	1007714	5	71	57	80.3				199	154	77.4				61	61	100	59	56	94.9	80	77	96.3	153	126	82.4	191	189	99	64	63	98.4	35	34	97.1
	INTLANGANISO SEC	2019	1004419	2							50	33	66				134	129	96.3	48	35	72.9				67	48	71.6	44	40	90.9	18	15	83.3	18	14	77.8
	INTLANGANISO SEC	2018	1004419	2	11	4	36.4				34	21	61.8				134	129	96.3	70	53	75.7				67	52	77.6	48	45	93.8	33	18	54.5	33	19	57.6

Province Districts	Centre Name	Year	Centre Number	Quintile	Subject Description																																		
					Accounting			Agricultural Sciences			Business Studies			Economics			English First Additional Language			Geography			History			Life Sciences			Mathematical Literacy			Mathematics			Physical Sciences				
					Total Wrote	Achieved 30 - 100%	% Achieved at 30% and Above	Total Wrote	Achieved 30 - 100%	% Achieved at 30% and Above	Total Wrote	Achieved 30 - 100%	% Achieved at 30% and Above	Total Wrote	Achieved 30 - 100%	% Achieved at 30% and Above	Total Wrote	Achieved 30 - 100%	% Achieved at 30% and Above	Total Wrote	Achieved 30 - 100%	% Achieved at 30% and Above	Total Wrote	Achieved 30 - 100%	% Achieved at 30% and Above	Total Wrote	Achieved 30 - 100%	% Achieved at 30% and Above	Total Wrote	Achieved 30 - 100%	% Achieved at 30% and Above	Total Wrote	Achieved 30 - 100%	% Achieved at 30% and Above					
METRO EAST	IQHAYIYA SEC	2019	1006665	3	12	11	91.7	25	15	600	12	9	75	12	12	100	99	98	99	87	77	88.5	40	40	100	87	53	60.9	75	72	96	24	10	41.7	22	16	72.7		
	IQHAYIYA SEC	2018	1006665	3	33	14	42.4	33	20	60.60	35	31	88.6	36	35	97.2	132	132	100	100	93	93	36	33	91.7	99	76	76.8	93	78	83.9	41	24	58.5	29	22	75.9		
	JAN KRIEL-SKOOL	2019	1004420	99							37	28	75.7				34	34	100							21	16	76.2	34	33	97.1	8	6	75					
	JAN KRIEL-SKOOL	2018	1004420	99							27	20	74.1				32	32	100							20	18	90	36	34	94.4	5	3	60					
	JOE SLOVO SEC.	2019	1004421	2	40	6	15				41	18	43.9	45	14	31.1	133	130	97.7							0	0		33	18	54.5	50	13	26	43	33	76.7		
	JOE SLOVO SEC.	2018	1004421	2	36	10	27.8				16	6	37.5	14	7	50	179	177	98.9							26	14	53.8	48	33	68.8	36	13	36.1	67	35	52.2		
	KHANYOLWETHU SEC	2019	1007718	3	19	18	94.7				34	23	67.6	142	97	68.3	248	247	99.6	76	61	80.3	69	63	91.3	171	86	50.3	196	147	75	52	32	61.5	55	35	63.6		
	KHANYOLWETHU SEC	2018	1007718	3	8	7	87.5				25	13	52	80	35	43.8	228	221	96.9	81	46	56.8	96	83	86.5	93	50	53.8	179	100	55.9	41	17	41.5	23	15	65.2		
	KLEINVLEI SEK.	2019	1004422	5	15	7	46.7				121	44	36.4	20	10	50	158	156	98.7	97	46	47.4	35	17	48.6	105	39	37.1	129	82	63.6	29	5	17.2					
	KLEINVLEI SEK.	2018	1004422	5	7	6	85.7				110	35	31.8	26	16	61.5	167	167	100	85	54	63.5	44	24	54.5	98	51	52	133	92	69.2	36	13	36.1	14	8	57.1		
	KUILS RIVER TECHNICAL SEC	2019	1004482	4							1	1	100				52	52	100						100	95	95	83	42	50.6	87	80	92	44	13	29.5	24	14	58.3
	KUILS RIVER TECHNICAL SEC	2018	1004482	4													37	37	100						86	78	90.7	86	59	68.6	75	66	88	35	26	74.3	35	25	71.4
	KWAMFUNDO SEC.	2019	1004423	2	25	11	44	46	35	76.10	74	20	27	96	60	62.5	199	195	98	65	46	70.8	69	67	97.1	74	42	56.8	165	129	78.2	35	28	80	28	22	78.6		
	KWAMFUNDO SEC.	2018	1004423	2	23	7	30.4	39	28	71.80	76	29	38.2	109	67	61.5	225	223	99.1	80	60	75	96	82	85.4	76	58	76.3	185	106	57.3	42	25	59.5	38	14	36.8		
	LUHLAZA SEC	2019	1004424	3	25	17	68				48	40	83.3	48	43	89.6	191	191	100	117	90	76.9	50	50	100	143	75	52.4	79	73	92.4	112	32	28.6	93	34	36.6		
	LUHLAZA SEC	2018	1004424	3	25	13	52				49	34	69.4	48	33	68.8	176	176	100	114	92	80.7	61	61	100	128	82	64.1	93	81	87.1	84	28	33.3	66	21	31.8		
	MACASSAR SEK	2019	1007724	5	4	4	100				20	7	35				76	76	100	13	10	76.9	60	40	66.7	48	24	50	50	42	84	17	4	23.5	10	7	70		
MACASSAR SEK	2018	1007724	5	11	3	27.3				38	6	15.8				92	92	100	19	12	63.2	39	32	82.1	39	18	46.2	68	43	63.2	17	3	17.6	8	5	62.5			

Province Districts	Centre Name	Year	Centre Number	Quintile	Subject Description																																
					Accounting			Agricultural Sciences			Business Studies			Economics			English First Additional Language			Geography			History			Life Sciences			Mathematical Literacy			Mathematics			Physical Sciences		
					Total Wrote	Achieved 30 - 100%	% Achieved at 30% and Above	Total Wrote	Achieved 30 - 100%	% Achieved at 30% and Above	Total Wrote	Achieved 30 - 100%	% Achieved at 30% and Above	Total Wrote	Achieved 30 - 100%	% Achieved at 30% and Above	Total Wrote	Achieved 30 - 100%	% Achieved at 30% and Above	Total Wrote	Achieved 30 - 100%	% Achieved at 30% and Above	Total Wrote	Achieved 30 - 100%	% Achieved at 30% and Above	Total Wrote	Achieved 30 - 100%	% Achieved at 30% and Above	Total Wrote	Achieved 30 - 100%	% Achieved at 30% and Above	Total Wrote	Achieved 30 - 100%	% Achieved at 30% and Above			
METRO EAST	MADRASATUR RAJAA STRAND HS	2019	1007748	99	11	7	63.6				31	23	74.2							33	29	87.9	14	14	100	30	29	96.7	25	24	96	19	9	47.4	13	7	53.8
	MADRASATUR RAJAA STRAND HS	2018	1007748	99	11	4	36.4				20	18	90							16	15	93.8	11	11	100	16	16	100	18	17	94.4	9	6	66.7	7	5	71.4
	MALIBU SEK.	2019	1004425	5	51	44	86.3				94	89	94.7	33	26	78.8	77	77	100	175	163	93.1				255	219	85.9	150	147	98	140	86	61.4	105	68	64.8
	MALIBU SEK.	2018	1004425	5	66	45	68.2				119	93	78.2	51	40	78.4	59	59	100	134	130	97				190	155	81.6	139	136	97.8	102	71	69.6	64	46	71.9
	MANYANO HS	2019	1006651	3	16	14	87.5				78	72	92.3	17	16	94.1	172	172	100	153	141	92.2	120	120	100	88	80	90.9	110	95	86.4	52	28	53.8	37	32	86.5
	MANYANO HS	2018	1006651	3	21	14	66.7				66	52	78.8	21	18	85.7	131	131	100	110	90	81.8	90	89	98.9	64	57	89.1	107	81	75.7	23	19	82.6	19	18	94.7
	MASIBAMBANE SEC	2019	1004468	1	48	27	56.3				15	15	100	15	14	93.3	202	201	99.5	124	113	91.1	236	232	98.3	236	182	77.1	192	143	74.5	102	36	35.3	46	41	89.1
	MASIBAMBANE SEC	2018	1004468	1	33	24	72.7				38	22	57.9	53	42	79.2	193	193	100	127	99	78	168	166	98.8	158	139	88	167	130	77.8	66	50	75.8	34	32	94.1
	MASIYILE SENIOR SEC	2019	1004427	3	22	18	81.8				130	106	81.5	130	106	81.5	145	145	100	14	13	92.9				14	11	78.6	108	86	79.6	36	12	33.3	14	8	57.1
	MASIYILE SENIOR SEC	2018	1004427	3	53	19	35.8				93	70	75.3	71	61	85.9	112	111	99.1	18	18	100				18	18	100	75	54	72	37	16	43.2	18	14	77.8
	MATTHEW GONIWE MEMORIAL HS.	2019	1004428	2	8	6	75	27	20	74.10	24	15	62.5	25	20	80	94	94	100	43	34	79.1	28	28	100	66	37	56.1	56	43	76.8	37	14	37.8	34	22	64.7
	MATTHEW GONIWE MEMORIAL HS.	2018	1004428	2	15	10	66.7	55	39	70.90	30	17	56.7	33	27	81.8	175	175	100	81	69	85.2	46	40	87	142	115	81	88	60	68.2	87	23	26.4	96	37	38.5
	MONDEOR ECO SCHOOL	2019	1007777	5							5	5	100				5	5	100							10	8	80	12	12	100	4	3	75	3	2	66.7
	MONDEOR ECO SCHOOL	2018	1007777	5							8	5	62.5				10	10	100							6	5	83.3	14	12	85.7	4	1	25			
	MONTGOMERY AND MILLER ACADEMY	2019	1007751	99							6	6	100													9	9	100	1	1	100	8	8	100	8	6	75



Province Districts	Centre Name	Year	Centre Number	Quintile	Subject Description																																	
					Accounting			Agricultural Sciences			Business Studies			Economics			English First Additional Language			Geography			History			Life Sciences			Mathematical Literacy			Mathematics			Physical Sciences			
					Total Wrote	Achieved 30 - 100%	% Achieved at 30% and Above	Total Wrote	Achieved 30 - 100%	% Achieved at 30% and Above	Total Wrote	Achieved 30 - 100%	% Achieved at 30% and Above	Total Wrote	Achieved 30 - 100%	% Achieved at 30% and Above	Total Wrote	Achieved 30 - 100%	% Achieved at 30% and Above	Total Wrote	Achieved 30 - 100%	% Achieved at 30% and Above	Total Wrote	Achieved 30 - 100%	% Achieved at 30% and Above	Total Wrote	Achieved 30 - 100%	% Achieved at 30% and Above	Total Wrote	Achieved 30 - 100%	% Achieved at 30% and Above	Total Wrote	Achieved 30 - 100%	% Achieved at 30% and Above				
METRO EAST	SAREPTA SEK.	2019	1004432	5							82	45	54.9	82	38	46.3	66	66	100	89	68	76.4	56	52	92.9	33	30	90.9	137	125	91.2	34	18	52.9	33	20	60.6	
	SAREPTA SEK.	2018	1004432	5							52	35	67.3	52	43	82.7	67	67	100	109	98	89.9	63	63	100	46	43	93.5	107	100	93.5	54	27	50	44	37	84.1	
	SCOTTSDENE SEK.	2019	1004433	5	14	7	50				32	12	37.5	25	14	56	180	180	100	112	52	46.4	99	82	82.8	24	7	29.2	171	103	60.2	9	3	33.3				
	SCOTTSDENE SEK.	2018	1004433	5	20	9	45				30	8	26.7	22	12	54.5	131	131	100	67	43	64.2	86	75	87.2	26	7	26.9	144	87	60.4	4	1	25				
	SCOTTSVILLE SEK.	2019	1004434	5							63	37	58.7				53	53	100	15	11	73.3				82	27	32.9	69	57	82.6	13	5	38.5	12	6	50	
	SCOTTSVILLE SEK.	2018	1004434	5							51	4	7.8				80	80	100	23	18	78.3				85	28	32.9	63	32	50.8	24	1	4.2	19	5	26.3	
	SILVERSANDS SEC.	2019	1004491	4							27	21	77.8				47	47	100	110	97	88.2	71	66	93	83	56	67.5	116	106	91.4							
	SILVERSANDS SEC.	2018	1004491	4							14	2	14.3				57	57	100	122	90	73.8	52	45	86.5	108	61	56.5	125	96	76.8							
	SIMANYENE SEC.	2019	1007764	3	22	15	68.2				80	58	72.5	54	50	92.6	222	220	99.1	125	90	72	104	87	83.7	95	56	58.9	166	128	77.1	46	15	32.6	32	18	56.3	
	SIMANYENE SEC.	2018	1007764	3	21	14	66.7	23	13	56.50	92	52	56.5	81	53	65.4	231	229	99.1	101	69	68.3	97	84	86.6	70	52	74.3	165	98	59.4	58	19	32.8	33	23	69.7	
	SINAKO HIGH SCHOOL	2019	1004444	2	12	2	16.7				102	29	28.4	30	7	23.3	230	226	98.3	126	68	54	91	86	94.5	154	35	22.7	202	99	49	27	15	55.6	25	17	68	
	SINAKO HIGH SCHOOL	2018	1004444	2							108	35	32.4	35	20	57.1	186	168	90.3	73	40	54.8	80	67	83.8	105	47	44.8	169	65	38.5	18	16	88.9	18	14	77.8	
	SIPHAMANDLA SEC.	2019	1006659	3	26	22	84.6				52	44	84.6	86	75	87.2	194	194	100	126	107	84.9	116	108	93.1	126	101	80.2	147	120	81.6	41	23	56.1	19	19	100	
	SIPHAMANDLA SEC.	2018	1006659	3	41	26	63.4				41	36	87.8	41	41	100	145	145	100	104	95	91.3	72	72	100	102	92	90.2	107	88	82.2	36	30	83.3	31	23	74.2	
	SIZIMISELE SEC.	2019	1006660	3													103	103	100														43	20	46.5	43	21	48.8
	SIZIMISELE SEC.	2018	1006660	3													94	94	100														41	21	51.2	41	14	34.1
	SOMERSET WEST PRIVATE SCHOOL	2019	1007749	5	2	2	100				6	6	100				3	3	100	2	2	100	5	5	100	11	11	100	7	7	100	11	11	100	9	9	100	
SOMERSET WEST PRIVATE SCHOOL	2018	1007749	5	4	4	100				14	13	92.9				6	6	100	7	7	100	13	13	100	21	21	100	12	12	100	26	25	96.2	18	18	100		

Province Districts	Centre Name	Year	Centre Number	Quintile	Subject Description																																
					Accounting			Agricultural Sciences			Business Studies			Economics			English First Additional Language			Geography			History			Life Sciences			Mathematical Literacy			Mathematics			Physical Sciences		
					Total Wrote	Achieved 30 - 100%	% Achieved at 30% and Above	Total Wrote	Achieved 30 - 100%	% Achieved at 30% and Above	Total Wrote	Achieved 30 - 100%	% Achieved at 30% and Above	Total Wrote	Achieved 30 - 100%	% Achieved at 30% and Above	Total Wrote	Achieved 30 - 100%	% Achieved at 30% and Above	Total Wrote	Achieved 30 - 100%	% Achieved at 30% and Above	Total Wrote	Achieved 30 - 100%	% Achieved at 30% and Above	Total Wrote	Achieved 30 - 100%	% Achieved at 30% and Above	Total Wrote	Achieved 30 - 100%	% Achieved at 30% and Above	Total Wrote	Achieved 30 - 100%	% Achieved at 30% and Above			
METRO EAST	SOMERSTRAND COLLEGE	2018	1004498	5	1	1	100				6	5	83.3	2	2	100						1	1	100	3	3	100	5	5	100	2	2	100	1	1	100	
	SONEIKE HIGH SCHOOL	2019	1004406	4	13	8	61.5				60	26	43.3	37	22	59.5	12	12	100	66	57	86.4	73	67	91.8	60	43	71.7	76	65	85.5	30	6	20	13	10	76.9
	SONEIKE HIGH SCHOOL	2018	1004406	4	10	5	50				31	20	64.5	27	20	74.1	26	26	100	87	81	93.1	43	42	97.7	73	46	63	74	57	77	23	10	43.5	20	12	60
	STRAND HS	2019	1007740	5	26	25	96.2				108	77	71.3				184	184	100	21	21	100	46	46	100	85	78	91.8	135	135	100	85	83	97.6	59	53	89.8
	STRAND HS	2018	1007740	5	23	23	100				103	81	78.6				188	188	100	22	21	95.5	40	39	97.5	86	84	97.7	138	136	98.6	77	77	100	47	42	89.4
	STRAND SEK.	2019	1007741	4	4	3	75				43	13	30.2				72	72	100	67	36	53.7	31	30	96.8	72	14	19.4	80	58	72.5	12	1	8.3	9	6	66.7
	STRAND SEK.	2018	1007741	4	9	5	55.6				27	12	44.4				92	92	100	118	91	77.1	38	25	65.8	112	41	36.6	121	95	78.5	6	2	33.3	5	3	60
	THEMBELIHLE HS.	2019	1001166	2	11	10	90.9				21	21	100	82	68	82.9	104	103	99	14	12	85.7	53	47	88.7	34	14	41.2	95	83	87.4	11	10	90.9	11	10	90.9
	THEMBELIHLE HS.	2018	1001166	2	12	7	58.3				26	7	26.9	41	31	75.6	91	91	100	19	10	52.6	50	46	92	75	47	62.7	86	66	76.7	5	4	80	5	5	100
	TUSCANY GLEN SEC.	2019	1004483	5	7	7	100				49	19	38.8	14	13	92.9	41	41	100	96	79	82.3	86	84	97.7	104	57	54.8	123	112	91.1	31	14	45.2	18	18	100
	TUSCANY GLEN SEC.	2018	1004483	5							38	13	34.2	11	8	72.7	38	38	100	87	70	80.5	65	57	87.7	90	59	65.6	98	84	85.7	28	9	32.1	22	18	81.8
	USASAZO SEC.	2019	1001168	2							46	41	89.1	46	43	93.5	156	156	100	9	9	100	81	78	96.3	31	29	93.5	135	97	71.9	21	18	85.7	21	18	85.7
	USASAZO SEC.	2018	1001168	2	4	4	100				32	27	84.4	32	27	84.4	229	226	98.7	66	31	47	171	123	71.9	45	42	93.3	204	110	53.9	21	21	100	20	16	80
	UXOLO HS.	2019	1004437	3	7	1	14.3				36	21	58.3	76	20	26.3	169	164	97	117	78	66.7	89	70	78.7	60	28	46.7	146	91	62.3	9	6	66.7	25	16	64
	UXOLO HS.	2018	1004437	3	19	3	15.8				33	25	75.8	61	31	50.8	119	118	99.2	78	58	74.4	55	49	89.1	43	32	74.4	97	62	63.9	14	11	78.6	20	15	75
	VALSBAAI HS	2019	1007747	99							4	4	100				1	1	100	3	3	100	2	2	100	5	5	100	5	5	100	4	4	100	2	2	100
	VALSBAAI HS	2018	1007747	99							4	4	100				5	5	100	6	6	100	1	1	100	8	8	100	8	8	100	4	4	100	3	3	100
	WALLACEDENE SEC	2019	1002279	3	16	7	43.8				59	24	40.7	40	27	67.5	119	117	98.3	51	26	51	43	31	72.1	36	19	52.8	85	43	50.6	27	11	40.7	21	10	47.6
WALLACEDENE SEC	2018	1002279	3	17	10	58.8				76	28	36.8	26	21	80.8	148	142	95.9	60	26	43.3	94	52	55.3	69	15	21.7	113	43	38.1	32	19	59.4	20	14	70	







Province Districts	Centre Name	Year	Centre Number	Quintile	Subject Description																																	
					Accounting			Agricultural Sciences			Business Studies			Economics			English First Additional Language			Geography			History			Life Sciences			Mathematical Literacy			Mathematics			Physical Sciences			
					Total Wrote	Achieved 30 - 100%	% Achieved at 30% and Above	Total Wrote	Achieved 30 - 100%	% Achieved at 30% and Above	Total Wrote	Achieved 30 - 100%	% Achieved at 30% and Above	Total Wrote	Achieved 30 - 100%	% Achieved at 30% and Above	Total Wrote	Achieved 30 - 100%	% Achieved at 30% and Above	Total Wrote	Achieved 30 - 100%	% Achieved at 30% and Above	Total Wrote	Achieved 30 - 100%	% Achieved at 30% and Above	Total Wrote	Achieved 30 - 100%	% Achieved at 30% and Above	Total Wrote	Achieved 30 - 100%	% Achieved at 30% and Above	Total Wrote	Achieved 30 - 100%	% Achieved at 30% and Above				
METRO NORTH	CRAVENBY SEC	2019	1002210	5	24	14	58.3				89	77	86.5	65	54	83.1							85	40	47.1	91	90	98.9	13	10	76.9	10	9	90				
	CRAVENBY SEC	2018	1002210	5	28	18	64.3				68	52	76.5	46	37	80.4							90	63	70	63	58	92.1	37	17	45.9	32	27	84.4				
	D F MALAN HS	2019	1002212	5	53	53	100				46	43	93.5	26	26	100	133	133	100	3	3	100	77	77	100	90	86	95.6	79	78	98.7	133	132	99.2	104	104	100	
	D F MALAN HS	2018	1002212	5	48	48	100				54	51	94.4	35	35	100	141	141	100	12	12	100	90	90	100	86	86	100	82	82	100	139	139	100	97	96	99	
	DELFT TECHNICAL HS	2019	1005432	4													82	82	100																			
	DELFT TECHNICAL HS	2018	1005432	4								76	49	64.5				122	122	100				35	34	97.1				35	35	100	33	28	84.8	24	21	87.5
	DURBANVILLE HS.	2019	1002213	5	44	44	100							49	45	91.8	146	146	100	53	53	100	26	25	96.2	88	84	95.5	62	60	96.8	126	121	96	76	70	92.1	
	DURBANVILLE HS.	2018	1002213	5	38	38	100							53	50	94.3	140	140	100	40	39	97.5	27	27	100	81	78	96.3	57	56	98.2	115	114	99.1	65	64	98.5	
	EDGEMEAD HS.	2019	1002214	5	24	23	95.8				107	104	97.2							50	50	100	84	84	100	164	149	90.9	98	98	100	118	107	90.7	78	77	98.7	
	EDGEMEAD HS.	2018	1002214	5	24	24	100				104	97	93.3							60	60	100	87	87	100	179	168	93.9	101	101	100	134	119	88.8	88	83	94.3	
	ELSIESRIVIER SEK.	2019	1002215	4	78	63	80.8				207	156	75.4	127	81	63.8	96	96	100	101	76	75.2	158	158	100	188	88	46.8	251	234	93.2	64	47	73.4	45	27	60	
	ELSIESRIVIER SEK.	2018	1002215	4	87	60	69				185	125	67.6	121	92	76	84	84	100	59	49	83.1	164	162	98.8	167	106	63.5	230	202	87.8	56	46	82.1	38	19	50	
	ELSWOOD SEK.	2019	1002216	4	2	0	0				4	4	100				40	39	97.5	26	12	46.2	36	36	100	18	14	77.8	36	23	63.9	20	1	5	16	6	37.5	
	ELSWOOD SEK.	2018	1002216	4							11	7	63.6				54	53	98.1	30	14	46.7	51	45	88.2	25	12	48	52	27	51.9	25	0	0	14	5	35.7	
	EMMANUEL CHRISTIAN ACADEMY	2019	1002262	5	1	0	0				10	8	80							10	10	100	6	6	100	10	7	70	8	8	100	4	1	25				
	EMMANUEL CHRISTIAN ACADEMY	2018	1002262	5	5	4	80				14	12	85.7							21	20	95.2	10	9	90	9	7	77.8	11	10	90.9	10	5	50	6	2	33.3	
EXCELSIOR SEK.	2019	1002217	4	16	14	87.5				113	91	80.5				29	29	100	105	88	83.8	138	137	99.3	33	30	90.9	128	121	94.5	34	25	73.5	17	10	58.8		
EXCELSIOR SEK.	2018	1002217	4							93	82	88.2				48	48	100	81	75	92.6	172	172	100	72	58	80.6	152	142	93.4	41	28	68.3	15	11	73.3		

Province Districts	Centre Name	Year	Centre Number	Quintile	Subject Description																																	
					Accounting			Agricultural Sciences			Business Studies			Economics			English First Additional Language			Geography			History			Life Sciences			Mathematical Literacy			Mathematics			Physical Sciences			
					Total Wrote	Achieved 30 - 100%	% Achieved at 30% and Above	Total Wrote	Achieved 30 - 100%	% Achieved at 30% and Above	Total Wrote	Achieved 30 - 100%	% Achieved at 30% and Above	Total Wrote	Achieved 30 - 100%	% Achieved at 30% and Above	Total Wrote	Achieved 30 - 100%	% Achieved at 30% and Above	Total Wrote	Achieved 30 - 100%	% Achieved at 30% and Above	Total Wrote	Achieved 30 - 100%	% Achieved at 30% and Above	Total Wrote	Achieved 30 - 100%	% Achieved at 30% and Above	Total Wrote	Achieved 30 - 100%	% Achieved at 30% and Above	Total Wrote	Achieved 30 - 100%	% Achieved at 30% and Above				
METRO NORTH	FAIRBAIRN COLLEGE	2019	1002218	5	77	76	98.7				84	82	97.6							60	60	100				126	115	91.3	52	52	100	126	116	92.1	87	75	86.2	
	FAIRBAIRN COLLEGE	2018	1002218	5	89	89	100				86	86	100							57	57	100				126	119	94.4	63	63	100	115	109	94.8	86	73	84.9	
	FAIRMONT HS.	2019	1002219	5	40	38	95				105	103	98.1							21	21	100	39	39	100	147	147	100	102	101	99	187	182	97.3	133	131	98.5	
	FAIRMONT HS.	2018	1002219	5	51	48	94.1				94	93	98.9							15	15	100	54	54	100	117	116	99.1	108	108	100	142	140	98.6	98	94	95.9	
	FISANTEKRAAL HS	2019	1002291	1	15	9	60				39	29	74.4	39	32	82.1	90	90	100	49	17	34.7	48	45	93.8	1	1	100	78	61	78.2	13	6	46.2				
	FISANTEKRAAL HS	2018	1002291	1	10	8	80				81	28	34.6	74	51	68.9	117	117	100	31	22	71	28	25	89.3	15	9	60	99	71	71.7	12	6	50				
	FLORIDA SEK.	2019	1002220	4	13	11	84.6				35	21	60				29	29	100	62	51	82.3	57	55	96.5	38	25	65.8	54	47	87	18	6	33.3	8	6	75	
	FLORIDA SEK.	2018	1002220	4	24	8	33.3				51	27	52.9				32	32	100	66	53	80.3	65	62	95.4	39	32	82.1	77	65	84.4	13	3	23.1	5	3	60	
	GOODWOOD KOLLEGE	2019	1002211	4	13	12	92.3				105	88	83.8													48	33	68.8	91	90	98.9	21	15	71.4				
	GOODWOOD KOLLEGE	2018	1002211	4	20	18	90				96	89	92.7				18	18	100							40	35	87.5	82	76	92.7	14	14	100				
	HINDLE HS	2019	1002281	4							91	64	70.3				145	145	100	54	46	85.2	91	91	100	54	34	63	137	126	92	10	2	20				
	HINDLE HS	2018	1002281	4							46	20	43.5				102	102	100	41	41	100	56	55	98.2	52	38	73.1	83	69	83.1	17	8	47.1				
	INKWENKWEZI SEC	2019	1002249	3	16	11	68.8				47	32	68.1	82	50	61	174	174	100	105	91	86.7	124	120	96.8	71	49	69	123	111	90.2	46	18	39.1	34	22	64.7	
	INKWENKWEZI SEC	2018	1002249	3	7	7	100				35	23	65.7	55	25	45.5	152	152	100	113	104	92	82	81	98.8	56	54	96.4	79	65	82.3	74	32	43.2	59	27	45.8	
	IQRA ACADEMY	2019	1002248	99	7	4	57.1				22	9	40.9	8	6	75				16	7	43.8				15	7	46.7	16	16	100	7	3	42.9	1	0	0	
	IQRA ACADEMY	2018	1002248	99	4	2	50				21	16	76.2	9	7	77.8				24	21	87.5				19	14	73.7	14	13	92.9	13	3	23.1	6	1	16.7	
	J.G. MEIRING HS.	2019	1002224	5	22	20	90.9				95	71	74.7							72	61	84.7	113	113	100	91	76	83.5	126	123	97.6	60	46	76.7	37	30	81.1	
	J.G. MEIRING HS.	2018	1002224	5	16	14	87.5				102	66	64.7							76	70	92.1	96	96	100	109	101	92.7	117	114	97.4	76	67	88.2	49	37	75.5	
JOHN RAMSAY HS.	2019	1002225	4	19	12	63.2				50	30	60	50	32	64	66	66	100	30	13	43.3	30	27	90	50	9	18	115	84	73	13	2	15.4					



Province Districts	Centre Name	Year	Centre Number	Quintile	Subject Description																																
					Accounting			Agricultural Sciences			Business Studies			Economics			English First Additional Language			Geography			History			Life Sciences			Mathematical Literacy			Mathematics			Physical Sciences		
					Total Wrote	Achieved 30 - 100%	% Achieved at 30% and Above	Total Wrote	Achieved 30 - 100%	% Achieved at 30% and Above	Total Wrote	Achieved 30 - 100%	% Achieved at 30% and Above	Total Wrote	Achieved 30 - 100%	% Achieved at 30% and Above	Total Wrote	Achieved 30 - 100%	% Achieved at 30% and Above	Total Wrote	Achieved 30 - 100%	% Achieved at 30% and Above	Total Wrote	Achieved 30 - 100%	% Achieved at 30% and Above	Total Wrote	Achieved 30 - 100%	% Achieved at 30% and Above	Total Wrote	Achieved 30 - 100%	% Achieved at 30% and Above	Total Wrote	Achieved 30 - 100%	% Achieved at 30% and Above			
METRO NORTH	MERIDIAN PINEHURST PRIVATE SCHOOL	2019	1002263	99	19	19	100				39	39	100				26	26	100				41	41	100	28	28	100	32	29	90.6	21	21	100			
	MERIDIAN PINEHURST PRIVATE SCHOOL	2018	1002263	99	16	16	100				46	45	97.8				26	26	100				49	48	98	42	42	100	28	26	92.9	22	22	100			
	MFULENI SEC	2019	1002270	3	28	19	67.9				51	47	92.2	21	17	81	196	196	100	77	67	87	106	104	98.1	108	72	66.7	113	89	78.8	71	40	56.3	64	49	76.6
	MFULENI SEC	2018	1002270	3	63	35	55.6				89	70	78.7	63	49	77.8	214	213	99.5	83	75	90.4	111	106	95.5	102	81	79.4	154	126	81.8	58	40	69	45	28	62.2
	MILNERTON HS.	2019	1001144	5	35	35	100				115	108	93.9							65	65	100	33	33	100	122	122	100	103	103	100	97	95	97.9	55	54	98.2
	MILNERTON HS.	2018	1001144	5	30	30	100				146	133	91.1							57	57	100	14	14	100	114	112	98.2	99	99	100	107	107	100	61	60	98.4
	MOUNTAIN VIEW ACADEMY - MONTE VISTA	2019	1002275	99							5	4	80														4	4	100								
	MOUNTAIN VIEW ACADEMY - MONTE VISTA	2018	1002275	99																			7	6	85.7	7	5	71.4	4	4	100	3	3	100	2	1	50
	PARKLANDS COLLEGE	2019	1002259	5	10	10	100				43	42	97.7	21	21	100				9	9	100	20	20	100	20	20	100	28	28	100	51	51	100	33	33	100
	PARKLANDS COLLEGE	2018	1002259	5	13	13	100				37	37	100	28	28	100				12	12	100	17	17	100	34	34	100	22	22	100	73	73	100	48	48	100
	PAROW HS.	2019	1002228	5	38	35	92.1				154	132	85.7	71	60	84.5	28	28	100							133	114	85.7	147	146	99.3	65	53	81.5	43	38	88.4
	PAROW HS.	2018	1002228	5	51	39	76.5				162	138	85.2	59	57	96.6	11	11	100							171	156	91.2	147	147	100	59	58	98.3	40	35	87.5
	PERSEVERANCE SEK	2019	1002229	4							29	12	41.4				57	57	100	63	49	77.8	78	77	98.7	27	21	77.8	87	71	81.6	4	3	75			
	PERSEVERANCE SEK	2018	1002229	4							68	23	33.8				82	81	98.8	27	26	96.3	61	61	100	78	36	46.2	98	67	68.4						
	PRESIDENT HS.	2019	1002230	5	7	7	100				41	29	70.7				54	54	100	23	20	87	58	53	91.4	39	29	74.4	103	102	99	12	10	83.3	6	5	83.3
	PRESIDENT HS.	2018	1002230	5	4	4	100				12	5	41.7				52	52	100	16	13	81.3	22	21	95.5	19	18	94.7	39	38	97.4	11	11	100	4	2	50



Province Districts	Centre Name	Year	Centre Number	Quintile	Subject Description																																	
					Accounting			Agricultural Sciences			Business Studies			Economics			English First Additional Language			Geography			History			Life Sciences			Mathematical Literacy			Mathematics			Physical Sciences			
					Total Wrote	Achieved 30 - 100%	% Achieved at 30% and Above	Total Wrote	Achieved 30 - 100%	% Achieved at 30% and Above	Total Wrote	Achieved 30 - 100%	% Achieved at 30% and Above	Total Wrote	Achieved 30 - 100%	% Achieved at 30% and Above	Total Wrote	Achieved 30 - 100%	% Achieved at 30% and Above	Total Wrote	Achieved 30 - 100%	% Achieved at 30% and Above	Total Wrote	Achieved 30 - 100%	% Achieved at 30% and Above	Total Wrote	Achieved 30 - 100%	% Achieved at 30% and Above	Total Wrote	Achieved 30 - 100%	% Achieved at 30% and Above	Total Wrote	Achieved 30 - 100%	% Achieved at 30% and Above	Total Wrote	Achieved 30 - 100%	% Achieved at 30% and Above	
METRO NORTH	ST. ANDREW'S SEK.	2018	1002234	4	24	16	66.7				37	30	81.1	24	21	87.5	54	53	98.1				8	8	100				33	31	93.9	43	9	20.9	43	2	4.7	
	STELLENBERG HS.	2019	1002235	5	61	59	96.7				107	100	93.5				144	144	100	27	27	100	78	77	98.7	132	125	94.7	80	80	100	186	183	98.4	106	103	97.2	
	STELLENBERG HS.	2018	1002235	5	41	41	100				103	95	92.2				134	134	100	38	38	100	112	110	98.2	140	135	96.4	96	96	100	176	172	97.7	94	92	97.9	
	SUNNINGDALE SCHOOL	2019	1001183	99							7	5	71.4														4	2	50	6	6	100	4	1	25			
	SUNNINGDALE SCHOOL	2018	1001183	99							3	2	66.7														3	2	66.7	3	3	100	2	1	50	1	0	0
	SYMPHONY SEK.	2019	1002236	4							45	27	60				36	36	100	19	18	94.7	14	13	92.9	27	12	44.4	53	49	92.5	3	2	66.7				
	SYMPHONY SEK.	2018	1002236	4							39	12	30.8				56	56	100	23	20	87	37	35	94.6	48	20	41.7	85	59	69.4	6	3	50				
	TABLE VIEW HS.	2019	1001164	5	30	29	96.7				115	111	96.5							53	53	100	30	30	100	112	102	91.1	101	100	99	73	57	78.1	41	35	85.4	
	TABLE VIEW HS.	2018	1001164	5	42	41	97.6				144	139	96.5							63	63	100	34	34	100	124	119	96	101	101	100	87	71	81.6	41	38	92.7	
	TAFELBERGSKOOL	2019	1001165	99							18	16	88.9							16	16	100	14	14	100				32	32	100							
	TAFELBERGSKOOL	2018	1001165	99							13	12	92.3							14	14	100	18	18	100				31	31	100							
	THE SETTLERS HS.	2019	1002237	5	73	68	93.2							119	119	100				82	82	100	68	68	100	134	131	97.8	18	18	100	212	151	71.2	111	102	91.9	
	THE SETTLERS HS.	2018	1002237	5	93	88	94.6							112	110	98.2				98	98	100	64	64	100	165	164	99.4	27	27	100	221	178	80.5	110	105	95.5	
	TYGERBERG HS	2019	1002238	5	15	14	93.3				60	48	80	12	12	100	100	100	100				20	19	95	52	41	78.8	77	76	98.7	45	42	93.3	28	20	71.4	
TYGERBERG HS	2018	1002238	5	34	32	94.1				65	51	78.5	25	25	100	117	117	100				14	14	100	54	51	94.4	71	71	100	72	70	97.2	37	36	97.3		





Province Districts	Centre Name	Year	Centre Number	Quintile	Subject Description																																
					Accounting			Agricultural Sciences			Business Studies			Economics			English First Additional Language			Geography			History			Life Sciences			Mathematical Literacy			Mathematics			Physical Sciences		
					Total Wrote	Achieved 30 - 100%	% Achieved at 30% and Above	Total Wrote	Achieved 30 - 100%	% Achieved at 30% and Above	Total Wrote	Achieved 30 - 100%	% Achieved at 30% and Above	Total Wrote	Achieved 30 - 100%	% Achieved at 30% and Above	Total Wrote	Achieved 30 - 100%	% Achieved at 30% and Above	Total Wrote	Achieved 30 - 100%	% Achieved at 30% and Above	Total Wrote	Achieved 30 - 100%	% Achieved at 30% and Above	Total Wrote	Achieved 30 - 100%	% Achieved at 30% and Above	Total Wrote	Achieved 30 - 100%	% Achieved at 30% and Above	Total Wrote	Achieved 30 - 100%	% Achieved at 30% and Above			
METRO SOUTH	CEDAR SEC.	2018	1006603	5	14	6	42.9						121	86	71.1	15	15	100				73	72	98.6	110	68	61.8	159	137	86.2	13	4	30.8				
	CHRISTEL HOUSE SOUTH AFRICA	2019	1009972	5	6	3	50				16	16	100	12	12	100						20	20	100	19	18	94.7	18	18	100	23	17	73.9	11	5	45.5	
	CHRISTEL HOUSE SOUTH AFRICA	2018	1009972	5	4	4	100				38	38	100	9	9	100						14	14	100	22	22	100	26	26	100	24	20	83.3	12	12	100	
	CONSTANTIA WALDORF SCHOOL	2019	1009956	5																13	13	100	20	19	95	5	5	100	13	13	100	13	11	84.6	7	7	100
	CONSTANTIA WALDORF SCHOOL	2018	1009956	5																12	12	100	21	21	100	12	12	100	12	12	100	13	12	92.3	4	4	100
	CRESTWAY SEC.	2019	1009908	4	16	5	31.3				17	12	70.6				36	36	100	70	38	54.3	35	28	80	59	28	47.5	81	64	79	13	5	38.5			
	CRESTWAY SEC.	2018	1009908	4	8	3	37.5				27	5	18.5				43	43	100	62	40	64.5	35	35	100	35	31	88.6	76	54	71.1	11	3	27.3			
	DARUL ARQAM ISLAM-IC HS	2019	1006612	99							19	19	100							17	17	100	28	27	96.4	24	19	79.2	33	32	97	8	6	75	5	3	60
	DARUL ARQAM ISLAM-IC HS	2018	1006612	99	6	5	83.3				37	35	94.6							16	16	100				31	27	87.1	41	39	95.1	18	12	66.7	6	6	100
	DARUN-NA'IM GIRLS HS	2019	1009984	99							13	13	100							4	4	100	11	11	100	13	13	100	9	9	100	8	8	100	4	4	100
	DARUN-NA'IM GIRLS HS	2018	1009984	99							7	7	100							9	9	100	9	9	100	12	12	100	9	9	100	7	7	100	6	6	100
	DOMINIKAANSE SKOOL VIR DOWES	2019	1009965	99													4	4	100									4	4	100							
	DOMINIKAANSE SKOOL VIR DOWES	2018	1009965	99													3	3	100									3	0	0							
	DR. NELSON R. MANDELA HS.	2019	1006604	2	7	7	100				45	27	60	43	28	65.1	128	127	99.2	129	90	69.8	74	60	81.1	103	31	30.1	111	62	55.9	35	10	28.6	27	11	40.7

Province Districts	Centre Name	Year	Centre Number	Quintile	Subject Description																																
					Accounting			Agricultural Sciences			Business Studies			Economics			English First Additional Language			Geography			History			Life Sciences			Mathematical Literacy			Mathematics			Physical Sciences		
					Total Wrote	Achieved 30 - 100%	% Achieved at 30% and Above	Total Wrote	Achieved 30 - 100%	% Achieved at 30% and Above	Total Wrote	Achieved 30 - 100%	% Achieved at 30% and Above	Total Wrote	Achieved 30 - 100%	% Achieved at 30% and Above	Total Wrote	Achieved 30 - 100%	% Achieved at 30% and Above	Total Wrote	Achieved 30 - 100%	% Achieved at 30% and Above	Total Wrote	Achieved 30 - 100%	% Achieved at 30% and Above	Total Wrote	Achieved 30 - 100%	% Achieved at 30% and Above	Total Wrote	Achieved 30 - 100%	% Achieved at 30% and Above	Total Wrote	Achieved 30 - 100%	% Achieved at 30% and Above			
METRO SOUTH	DR. NELSON R. MANDELA HS.	2018	1006604	2	19	3	15.8				56	30	53.6	58	33	56.9	160	152	95	128	90	70.3	61	51	83.6	91	56	61.5	104	53	51	42	10	23.8	40	15	37.5
	FAIRMOUNT SEC.	2019	1009913	5						30	22	73.3				25	25	100	29	24	82.8	45	33	73.3	87	35	40.2	75	69	92	15	12	80	11	11	100	
	FAIRMOUNT SEC.	2018	1009913	5	9	4	44.4				43	17	39.5				29	29	100	58	47	81	52	49	94.2	101	57	56.4	91	85	93.4	19	13	68.4	15	8	53.3
	FISH HOEK HS.	2019	1009914	5	18	17	94.4													63	63	100	60	60	100	77	77	100	70	70	100	111	95	85.6	76	73	96.1
	FISH HOEK HS.	2018	1009914	5	22	22	100													60	60	100	58	58	100	69	69	100	70	70	100	113	102	90.3	78	75	96.2
	FOCUS COLLEGE	2019	1009986	99						64	32	50											28	26	92.9	23	11	47.8	53	47	88.7	18	5	27.8	9	5	55.6
	FOCUS COLLEGE	2018	1009986	99						57	36	63.2								0	0		12	12	100	26	16	61.5	52	44	84.6	14	3	21.4	9	4	44.4
	GLENDALE SEC.	2019	1006606	4	2	1	50				82	46	56.1							68	49	72.1	112	111	99.1	63	45	71.4	112	100	89.3	32	16	50	22	9	40.9
	GLENDALE SEC.	2018	1006606	4	3	1	33.3				86	45	52.3							84	62	73.8	163	161	98.8	86	59	68.6	152	126	82.9	20	11	55	10	5	50
	GRASSDALE HOËR	2019	1009915	5	11	10	90.9				115	74	64.3			18	18	100	34	32	94.1	36	35	97.2	105	71	67.6	112	106	94.6	14	12	85.7	11	11	100	
	GRASSDALE HOËR	2018	1009915	5	7	7	100				108	81	75			17	17	100	55	53	96.4	34	34	100	100	92	92	115	104	90.4	13	13	100	16	15	93.8	
	GRASSY PARK SEC.	2019	1009916	5	15	11	73.3				87	60	69	15	12	80				34	32	94.1	81	76	93.8	78	32	41	105	100	95.2	17	8	47.1	7	6	85.7
	GRASSY PARK SEC.	2018	1009916	5	14	12	85.7				109	55	50.5	35	28	80				31	29	93.5	110	99	90	63	35	55.6	89	81	91	58	11	19	17	7	41.2
	HEATHFIELD HS	2019	1009920	5	23	17	73.9							33	31	93.9				31	30	96.8	75	74	98.7	78	35	44.9	60	53	88.3	51	15	29.4	13	10	76.9
	HEATHFIELD HS	2018	1009920	5	11	6	54.5							27	20	74.1				52	38	73.1	73	67	91.8	108	55	50.9	86	74	86	48	22	45.8	25	8	32
	IMMACULATA RK SEC.	2019	1009923	5	10	10	100				49	42	85.7										57	57	100	41	36	87.8	59	52	88.1	24	22	91.7	13	12	92.3
	IMMACULATA RK SEC.	2018	1009923	5	21	15	71.4				58	45	77.6										61	61	100	53	38	71.7	70	63	90	19	10	52.6	6	6	100
	INTSEBENZISWANO SEC	2019	1006657	2	30	26	86.7	24	17	70.80	89	47	52.8	30	28	93.3	171	169	98.8	53	46	86.8	112	100	89.3	76	55	72.4	120	93	77.5	45	28	62.2	31	25	80.6
	INTSEBENZISWANO SEC	2018	1006657	2	41	30	73.2	39	12	30.80	65	48	73.8	41	32	78	220	219	99.5	116	102	87.9	108	101	93.5	153	103	67.3	170	124	72.9	51	39	76.5	47	28	59.6



Province Districts	Centre Name	Year	Centre Number	Quintile	Subject Description																																			
					Accounting			Agricultural Sciences			Business Studies			Economics			English First Additional Language			Geography			History			Life Sciences			Mathematical Literacy			Mathematics			Physical Sciences					
					Total Wrote	Achieved 30 - 100%	% Achieved at 30% and Above	Total Wrote	Achieved 30 - 100%	% Achieved at 30% and Above	Total Wrote	Achieved 30 - 100%	% Achieved at 30% and Above	Total Wrote	Achieved 30 - 100%	% Achieved at 30% and Above	Total Wrote	Achieved 30 - 100%	% Achieved at 30% and Above	Total Wrote	Achieved 30 - 100%	% Achieved at 30% and Above	Total Wrote	Achieved 30 - 100%	% Achieved at 30% and Above	Total Wrote	Achieved 30 - 100%	% Achieved at 30% and Above	Total Wrote	Achieved 30 - 100%	% Achieved at 30% and Above	Total Wrote	Achieved 30 - 100%	% Achieved at 30% and Above						
METRO SOUTH	NORMAN HENSIL-WOOD HS.	2018	1009930	5	43	41	95.3				122	118	96.7	62	57	91.9				83	83	100	70	70	100	156	144	92.3	63	63	100	146	135	92.5	93	85	91.4			
	OAKLEY HOUSE SCHOOL	2019	1009988	99							9	9	100												5	5	100	8	8	100	2	2	100							
	OAKLEY HOUSE SCHOOL	2018	1009988	99							7	5	71.4															4	4	100	2	1	50							
	OCEAN VIEW SEC.	2019	1009931	4							80	38	47.5				44	44	100	113	94	83.2	104	84	80.8	75	37	49.3	124	106	85.5	31	13	41.9	22	20	90.9			
	OCEAN VIEW SEC.	2018	1009931	4							84	41	48.8				54	54	100	144	120	83.3	125	101	80.8	101	52	51.5	161	131	81.4	24	14	58.3	16	11	68.8			
	OSCAR MPETHA HS	2019	1006616	2	12	10	83.3				57	45	78.9	29	22	75.9	123	121	98.4	66	52	78.8	47	43	91.5	83	55	66.3	96	66	68.8	26	17	65.4	19	18	94.7			
	OSCAR MPETHA HS	2018	1006616	2	25	13	52				30	25	83.3	26	23	88.5	128	127	99.2	99	63	63.6	56	53	94.6	76	44	57.9	97	55	56.7	29	18	62.1	24	20	83.3			
	OVAL NORTH SEC.	2019	1006617	4							42	24	57.1				29	29	100							14	12	85.7	32	32	100	27	17	63	27	16	59.3			
	OVAL NORTH SEC.	2018	1006617	4							70	38	54.3				45	45	100							37	34	91.9	42	36	85.7	80	44	55	80	60	75			
	PELICAN PARK HIGH SCHOOL	2019	1009932	5							102	88	86.3	17	14	82.4							33	33	100	52	52	100	117	84	71.8	98	98	100	36	25	69.4	32	19	59.4
	PELICAN PARK HIGH SCHOOL	2018	1009932	5	10	9	90				88	61	69.3	41	36	87.8							20	18	90	76	76	100	79	71	89.9	84	83	98.8	36	32	88.9	23	17	73.9
	PHAKAMA SEC.	2019	1006618	2	16	10	62.5				43	37	86	23	13	56.5	103	102	99	73	70	95.9	36	33	91.7	73	52	71.2	61	50	82	34	22	64.7	32	26	81.3			
	PHAKAMA SEC.	2018	1006618	2	27	17	63				74	51	68.9	43	21	48.8	170	167	98.2	117	72	61.5	82	56	68.3	115	64	55.7	128	66	51.6	29	15	51.7	28	18	64.3			
	PHANDULWAZI HS.	2019	1009971	3	16	12	75				23	20	87	23	21	91.3	201	196	97.5	97	73	75.3	122	109	89.3	137	70	51.1	140	89	63.6	61	28	45.9	56	41	73.2			
	PHANDULWAZI HS.	2018	1009971	3	37	25	67.6				37	32	86.5	37	35	94.6	235	233	99.1	114	69	60.5	142	132	93	145	79	54.5	142	66	46.5	95	22	23.2	59	25	42.4			
	PHILLIPI SEC	2019	1006641	2	28	11	39.3				81	54	66.7	39	22	56.4	189	187	98.9	151	81	53.6	141	122	86.5	107	37	34.6	157	107	68.2	32	10	31.3	19	16	84.2			
	PHILLIPI SEC	2018	1006641	2	40	16	40				74	44	59.5	39	26	66.7	204	203	99.5	168	107	63.7	144	129	89.6	130	62	47.7	175	118	67.4	32	20	62.5	22	18	81.8			

Province Districts	Centre Name	Year	Centre Number	Quintile	Subject Description																																
					Accounting			Agricultural Sciences			Business Studies			Economics			English First Additional Language			Geography			History			Life Sciences			Mathematical Literacy			Mathematics			Physical Sciences		
					Total Wrote	Achieved 30 - 100%	% Achieved at 30% and Above	Total Wrote	Achieved 30 - 100%	% Achieved at 30% and Above	Total Wrote	Achieved 30 - 100%	% Achieved at 30% and Above	Total Wrote	Achieved 30 - 100%	% Achieved at 30% and Above	Total Wrote	Achieved 30 - 100%	% Achieved at 30% and Above	Total Wrote	Achieved 30 - 100%	% Achieved at 30% and Above	Total Wrote	Achieved 30 - 100%	% Achieved at 30% and Above	Total Wrote	Achieved 30 - 100%	% Achieved at 30% and Above	Total Wrote	Achieved 30 - 100%	% Achieved at 30% and Above	Total Wrote	Achieved 30 - 100%	% Achieved at 30% and Above			
METRO SOUTH	PLUMSTEAD HS.	2019	1009933	5	16	15	93.8				98	81	82.7				148	142	95.9	28	26	92.9	137	105	76.6	136	135	99.3	28	23	82.1	14	11	78.6			
	PLUMSTEAD HS.	2018	1009933	5	14	13	92.9				99	78	78.8				144	138	95.8	29	29	100	129	111	86	113	112	99.1	43	28	65.1	26	18	69.2			
	PORTLAND SEC.	2019	1006621	5	9	9	100				132	81	61.4	46	42	91.3				151	143	94.7	149	149	100	198	174	87.9	233	203	87.1	23	14	60.9	7	7	100
	PORTLAND SEC.	2018	1006621	5	6	6	100				93	61	65.6	42	41	97.6				167	161	96.4	108	108	100	130	118	90.8	192	182	94.8	12	7	58.3	4	4	100
	PRINCETON SEC.	2019	1006622	5							55	43	78.2				12	12	100	81	76	93.8				82	46	56.1	62	59	95.2	37	15	40.5	37	12	32.4
	PRINCETON SEC.	2018	1006622	5	29	5	17.2				31	20	64.5				13	13	100	106	94	88.7				75	42	56	93	83	89.2	31	17	54.8	33	12	36.4
	ROCKLANDS SEC.	2019	1006623	5	26	14	53.8							26	25	96.2				180	143	79.4	141	138	97.9	124	73	58.9	164	154	93.9	80	27	33.8	47	25	53.2
	ROCKLANDS SEC.	2018	1006623	5	29	20	69							70	55	78.6				182	171	94	58	58	100	149	117	78.5	141	137	97.2	128	49	38.3	40	20	50
	SHILOAH CHRISTIAN SCHOOL	2019	1009941	5							5	5	100										12	12	100	5	5	100	10	10	100	3	1	33.3	1	1	100
	SHILOAH CHRISTIAN SCHOOL	2018	1009941	5							5	5	100							2	2	100	6	6	100	2	2	100	5	5	100	4	4	100	2	2	100
	SIBELIUS HS.	2019	1009944	5							67	31	46.3				11	11	100	125	95	76	47	42	89.4	50	38	76	113	98	86.7	12	3	25	10	8	80
	SIBELIUS HS.	2018	1009944	5							35	25	71.4				13	13	100	91	72	79.1	50	47	94	55	39	70.9	83	67	80.7	11	1	9.1	8	4	50
	SIMON'S TOWN SCHOOL	2019	1009946	5							28	25	89.3				24	24	100	34	33	97.1	22	22	100	42	36	85.7	42	41	97.6	40	21	52.5	32	23	71.9
	SIMON'S TOWN SCHOOL	2018	1009946	5							24	18	75				28	28	100	47	46	97.9	39	38	97.4	33	32	97	49	47	95.9	34	26	76.5	24	24	100
	SINETHEMBA SEC.	2019	1006626	2	22	13	59.1				89	47	52.8	22	17	77.3	237	235	99.2	152	109	71.7	70	59	84.3	152	82	53.9	148	102	68.9	92	25	27.2	69	28	40.6
	SINETHEMBA SEC.	2018	1006626	2	21	12	57.1				67	44	65.7	20	14	70	206	204	99	139	110	79.1	63	60	95.2	139	108	77.7	114	81	71.1	90	23	25.6	71	15	21.1
	SITHEMBELE MATISO SEC	2019	1006629	3	27	27	100				63	50	79.4	47	38	80.9	153	153	100	90	83	92.2	66	62	93.9	72	53	73.6	119	95	79.8	34	25	73.5	24	18	75

Province Districts	Centre Name	Year	Centre Number	Quintile	Subject Description																																		
					Accounting			Agricultural Sciences			Business Studies			Economics			English First Additional Language			Geography			History			Life Sciences			Mathematical Literacy			Mathematics			Physical Sciences				
					Total Wrote	Achieved 30 - 100%	% Achieved at 30% and Above	Total Wrote	Achieved 30 - 100%	% Achieved at 30% and Above	Total Wrote	Achieved 30 - 100%	% Achieved at 30% and Above	Total Wrote	Achieved 30 - 100%	% Achieved at 30% and Above	Total Wrote	Achieved 30 - 100%	% Achieved at 30% and Above	Total Wrote	Achieved 30 - 100%	% Achieved at 30% and Above	Total Wrote	Achieved 30 - 100%	% Achieved at 30% and Above	Total Wrote	Achieved 30 - 100%	% Achieved at 30% and Above	Total Wrote	Achieved 30 - 100%	% Achieved at 30% and Above	Total Wrote	Achieved 30 - 100%	% Achieved at 30% and Above					
METRO SOUTH	SITHEMBELE MATISO SEC	2018	1006629	3	11	11	100				35	30	85.7	22	21	95.5	119	119	100	85	72	84.7	72	68	94.4	60	41	68.3	97	63	64.9	23	10	43.5	12	5	41.7		
	SOPHUMELELA SEC	2019	1006635	3	13	2	15.4				136	94	69.1	32	13	40.6	202	202	100	170	139	81.8				185	102	55.1	134	102	76.1	65	55	84.6	64	56	87.5		
	SOPHUMELELA SEC	2018	1006635	3	27	15	55.6				94	49	52.1	38	18	47.4	176	175	99.4	136	112	82.4				134	111	82.8	90	59	65.6	83	66	79.5	78	54	69.2		
	SOUTH PENINSULA HS.	2019	1009949	5	15	12	80	24	24	100	89	82	92.1	36	33	91.7				29	29	100	30	30	100	132	124	93.9	52	51	98.1	116	90	77.6	76	70	92.1		
	SOUTH PENINSULA HS.	2018	1009949	5	12	12	100	22	22	100	91	89	97.8	30	28	93.3				41	41	100	29	29	100	170	169	99.4	52	52	100	149	129	86.6	109	101	92.7		
	SPINE ROAD HIGH SCHOOL.	2019	1006628	5	48	48	100				85	77	90.6							70	70	100	42	42	100	201	181	90	92	92	100	108	106	98.1	81	76	93.8		
	SPINE ROAD HIGH SCHOOL.	2018	1006628	5	107	104	97.2				99	90	90.9	41	37	90.2				55	55	100	54	54	100	240	230	95.8	106	105	99.1	134	129	96.3	98	92	93.9		
	SPRINGFIELD CONVENT OF THE HOLY ROSARY	2019	1009907	5	14	14	100													27	27	100	37	37	100	53	53	100	21	21	100	59	59	100	42	42	100		
	SPRINGFIELD CONVENT OF THE HOLY ROSARY	2018	1009907	5	12	12	100													31	31	100	31	31	100	56	56	100	20	20	100	61	61	100	44	44	100		
	STEENBERG SEC.	2019	1009950	5	19	15	78.9				70	47	67.1	70	65	92.9	20	20	100	86	75	87.2	71	67	94.4	124	72	58.1	137	128	93.4	33	19	57.6	29	10	34.5		
	STEENBERG SEC.	2018	1009950	5	27	24	88.9				77	51	66.2	77	66	85.7	25	25	100	91	83	91.2	93	90	96.8	108	58	53.7	150	133	88.7	29	11	37.9	9	8	88.9		
	STRANDFONTEIN SEK.	2019	1006631	5	19	12	63.2				58	51	87.9							26	25	96.2	40	40	100	59	54	91.5	67	67	100	18	7	38.9	11	10	90.9		
	STRANDFONTEIN SEK.	2018	1006631	5	33	15	45.5				94	70	74.5							63	53	84.1	42	41	97.6	66	54	81.8	115	96	83.5	23	10	43.5	9	7	77.8		
	TAFELSIG SEK.	2019	1006632	4							72	52	72.2							51	51	100	38	25	65.8	51	50	98	82	46	56.1	112	95	84.8					
	TAFELSIG SEK.	2018	1006632	4							48	41	85.4							30	30	100	27	17	63	70	67	95.7	51	38	74.5	77	69	89.6					
	THE ORACLE ACADEMY	2019	1009981	99	7	7	100				34	31	91.2	20	14	70				39	39	100	1	1	100	42	42	100	17	17	100	46	37	80.4	31	30	96.8		
	THE ORACLE ACADEMY	2018	1009981	99	10	10	100				22	19	86.4	25	25	100				28	28	100				32	32	100	14	14	100	43	43	100	35	35	100		



Province Districts	Centre Name	Year	Centre Number	Quintile	Subject Description																																
					Accounting			Agricultural Sciences			Business Studies			Economics			English First Additional Language			Geography			History			Life Sciences			Mathematical Literacy			Mathematics			Physical Sciences		
					Total Wrote	Achieved 30 - 100%	% Achieved at 30% and Above	Total Wrote	Achieved 30 - 100%	% Achieved at 30% and Above	Total Wrote	Achieved 30 - 100%	% Achieved at 30% and Above	Total Wrote	Achieved 30 - 100%	% Achieved at 30% and Above	Total Wrote	Achieved 30 - 100%	% Achieved at 30% and Above	Total Wrote	Achieved 30 - 100%	% Achieved at 30% and Above	Total Wrote	Achieved 30 - 100%	% Achieved at 30% and Above	Total Wrote	Achieved 30 - 100%	% Achieved at 30% and Above	Total Wrote	Achieved 30 - 100%	% Achieved at 30% and Above	Total Wrote	Achieved 30 - 100%	% Achieved at 30% and Above			
METRO SOUTH	VUYISEKA SEC.	2019	1006634	2	7	4	57.1				46	27	58.7	34	18	52.9	137	135	98.5	63	50	79.4	58	49	84.5	76	26	34.2	102	78	76.5	37	23	62.2	35	25	71.4
	VUYISEKA SEC.	2018	1006634	2	27	11	40.7				71	45	63.4	58	43	74.1	142	142	100	37	26	70.3	39	36	92.3	86	34	39.5	107	60	56.1	38	16	42.1	33	18	54.5
	WESTRIDGE SEC.	2019	1006637	5							94	51	54.3	37	22	59.5				100	76	76	164	153	93.3	38	33	86.8	137	116	84.7	26	6	23.1	22	9	40.9
	WESTRIDGE SEC.	2018	1006637	5	10	8	80				111	47	42.3	69	38	55.1				96	87	90.6	157	146	93	33	29	87.9	139	115	82.7	17	6	35.3	13	5	38.5
	WITTEBOME HS.	2019	1009959	5	14	10	71.4				93	46	49.5							45	45	100	21	21	100	89	26	29.2	120	111	92.5	29	20	69	18	14	77.8
	WITTEBOME HS.	2018	1009959	5	28	19	67.9				63	45	71.4							37	37	100	26	26	100	69	47	68.1	101	94	93.1	26	12	46.2	16	9	56.3
	WOODLANDS SEC.	2019	1006638	5										23	11	47.8	24	24	100	57	16	28.1	61	48	78.7	22	14	63.6	83	57	68.7						
	WOODLANDS SEC.	2018	1006638	5											23	23	100			59	40	67.8	31	28	90.3	31	20	64.5	61	47	77						
	WYNBERG BOYS' HS.	2019	1009960	5	40	38	95							49	49	100				52	52	100	72	72	100	71	66	93	32	32	100	130	122	93.8	85	82	96.5
	WYNBERG BOYS' HS.	2018	1009960	5	42	41	97.6							59	59	100				46	46	100	56	56	100	53	53	100	22	22	100	137	134	97.8	102	92	90.2
	WYNBERG GIRLS' HS.	2019	1009961	5	18	18	100													81	81	100	96	96	100	139	139	100	35	35	100	125	118	94.4	54	53	98.1
	WYNBERG GIRLS' HS.	2018	1009961	5	22	22	100													80	80	100	94	94	100	148	148	100	40	40	100	133	127	95.5	65	65	100
	WYNBERG SEK.	2019	1009962	5																36	34	94.4	85	83	97.6	41	23	56.1	77	68	88.3	15	2	13.3	7	4	57.1
	WYNBERG SEK.	2018	1009962	5																79	74	93.7	112	109	97.3	79	51	64.6	102	100	98	21	15	71.4	11	10	90.9
	ZEEKOEVLAI SEC.	2019	1009963	5	2	2	100				42	33	78.6				26	26	100	26	26	100	70	69	98.6	35	22	62.9	67	66	98.5	3	1	33.3			
	ZEEKOEVLAI SEC.	2018	1009963	5	5	5	100				36	25	69.4				43	43	100	57	46	80.7	86	82	95.3	61	30	49.2	83	62	74.7	10	4	40	4	3	75

Province Districts	Centre Name	Year	Centre Number	Quintile	Subject Description																																
					Accounting			Agricultural Sciences			Business Studies			Economics			English First Additional Language			Geography			History			Life Sciences			Mathematical Literacy			Mathematics			Physical Sciences		
					Total Wrote	Achieved 30 - 100%	% Achieved at 30% and Above	Total Wrote	Achieved 30 - 100%	% Achieved at 30% and Above	Total Wrote	Achieved 30 - 100%	% Achieved at 30% and Above	Total Wrote	Achieved 30 - 100%	% Achieved at 30% and Above	Total Wrote	Achieved 30 - 100%	% Achieved at 30% and Above	Total Wrote	Achieved 30 - 100%	% Achieved at 30% and Above	Total Wrote	Achieved 30 - 100%	% Achieved at 30% and Above	Total Wrote	Achieved 30 - 100%	% Achieved at 30% and Above	Total Wrote	Achieved 30 - 100%	% Achieved at 30% and Above	Total Wrote	Achieved 30 - 100%	% Achieved at 30% and Above			
METRO SOUTH	ZISUKHANYO SEC.	2019	1006636	3	18	6	33.3				55	40	72.7	55	42	76.4	146	144	98.6	92	75	81.5	79	73	92.4	92	59	64.1	79	62	78.5	68	26	38.2	50	30	60
	ZISUKHANYO SEC.	2018	1006636	3	57	20	35.1				57	35	61.4	57	46	80.7	147	147	100	89	71	79.8	48	44	91.7	90	62	68.9	101	78	77.2	46	33	71.7	42	32	76.2
	ZWAANSWYK HS.	2019	1009964	5	41	37	90.2				76	67	88.2							26	26	100	24	24	100	77	50	64.9	90	90	100	31	17	54.8	19	8	42.1
	ZWAANSWYK HS.	2018	1009964	5	23	21	91.3				81	63	77.8				26	26	100	40	39	97.5	17	17	100	54	53	98.1	78	78	100	22	17	77.3	11	7	63.6
OVERBERG	ALBERT MYBURGH SEK.	2019	1008801	3	14	14	100				49	38	77.6				106	106	100	57	56	98.2	71	70	98.6	57	26	45.6	94	85	90.4	12	4	33.3	8	6	75
	ALBERT MYBURGH SEK.	2018	1008801	3	39	30	76.9				61	48	78.7	39	35	89.7	112	112	100	50	49	98	73	71	97.3	51	23	45.1	99	89	89.9	12	9	75			
	BARRYDALE HS.	2019	1008804	3							19	10	52.6				28	28	100	22	22	100	29	29	100	10	6	60	29	25	86.2						
	BARRYDALE HS.	2018	1008804	3							32	18	56.3				39	39	100	24	20	83.3	39	39	100	7	5	71.4	39	30	76.9						
	BREDASDORP HS.	2019	1008808	5	8	8	100				40	32	80				73	73	100	20	20	100				33	31	93.9	65	64	98.5	33	31	93.9	20	19	95
	BREDASDORP HS.	2018	1008808	5	15	15	100				37	35	94.6				73	73	100	22	21	95.5				37	36	97.3	56	56	100	38	37	97.4	24	21	87.5
	DE RUST FUTURA AKADEMIE	2019	1008885	3							27	14	51.9				59	59	100	26	24	92.3				32	12	37.5	53	45	84.9	6	1	16.7			
	DE RUST FUTURA AKADEMIE	2018	1008885	3							30	8	26.7				56	56	100	26	24	92.3				27	12	44.4	50	35	70	8	2	25			
	DE VILLIERS GRAAFF HS.	2019	1008814	5	6	6	100				32	25	78.1				33	33	100	29	29	100				16	16	100	40	40	100	12	10	83.3	6	6	100
	DE VILLIERS GRAAFF HS.	2018	1008814	5	6	6	100				18	10	55.6				30	30	100	24	23	95.8				16	15	93.8	28	28	100	14	14	100	9	9	100
	EMIL WEDER SEK.	2019	1008817	3							23	20	87				60	60	100	31	31	100	47	44	93.6	47	25	53.2	57	53	93	3	2	66.7	3	2	66.7
	EMIL WEDER SEK.	2018	1008817	3							12	12	100				60	60	100	38	34	89.5	42	42	100	60	27	45	50	39	78	10	3	30	6	6	100
GANSBAAI ACADEMIA	2019	1005537	3	14	13	92.9				73	50	68.5				99	99	100	54	43	79.6				30	23	76.7	73	67	91.8	15	7	46.7	12	9	75	

Province Districts	Centre Name	Year	Centre Number	Quintile	Subject Description																																
					Accounting			Agricultural Sciences			Business Studies			Economics			English First Additional Language			Geography			History			Life Sciences			Mathematical Literacy			Mathematics			Physical Sciences		
					Total Wrote	Achieved 30 - 100%	% Achieved at 30% and Above	Total Wrote	Achieved 30 - 100%	% Achieved at 30% and Above	Total Wrote	Achieved 30 - 100%	% Achieved at 30% and Above	Total Wrote	Achieved 30 - 100%	% Achieved at 30% and Above	Total Wrote	Achieved 30 - 100%	% Achieved at 30% and Above	Total Wrote	Achieved 30 - 100%	% Achieved at 30% and Above	Total Wrote	Achieved 30 - 100%	% Achieved at 30% and Above	Total Wrote	Achieved 30 - 100%	% Achieved at 30% and Above	Total Wrote	Achieved 30 - 100%	% Achieved at 30% and Above	Total Wrote	Achieved 30 - 100%	% Achieved at 30% and Above			
OVERBERG	GANSBAAI ACADEMIA	2018	1005537	3	22	18	81.8				79	47	59.5				100	100	100	51	41	80.4				31	27	87.1	80	70	87.5	16	9	56.3	11	10	90.9
	GRABOUW HS.	2019	1008821	4	5	5	100				32	28	87.5				28	28	100	38	37	97.4				24	19	79.2	37	36	97.3	6	6	100	5	5	100
	GRABOUW HS.	2018	1008821	4	8	6	75				38	34	89.5				25	25	100	32	32	100				20	20	100	36	36	100	4	4	100	2	2	100
	GROENBERG SEK.	2019	1008822	4	16	16	100	83	66	79.50	38	27	71.1	32	25	78.1	274	274	100	186	129	69.4	58	50	86.2	108	42	38.9	219	180	82.2	28	22	78.6	9	7	77.8
	GROENBERG SEK.	2018	1008822	4	42	35	83.3	74	56	75.70	32	15	46.9	30	19	63.3	242	242	100	140	116	82.9	53	51	96.2	88	47	53.4	200	149	74.5	23	22	95.7	16	11	68.8
	HAWSTON SEK.	2019	1008823	3							33	12	36.4	10	9	90	90	89	98.9	17	14	82.4	50	41	82	8	6	75	90	58	64.4						
	HAWSTON SEK.	2018	1008823	3							42	8	19	13	8	61.5	132	132	100	22	19	86.4	81	48	59.3	9	7	77.8	132	66	50						
	HERMANUS HS.	2019	1008826	5	17	16	94.1				32	27	84.4				76	76	100	61	58	95.1	34	34	100	66	64	97	100	100	100	74	66	89.2	55	54	98.2
	HERMANUS HS.	2018	1008826	5	22	22	100				58	50	86.2				99	99	100	68	68	100	39	39	100	68	68	100	98	97	99	77	72	93.5	55	52	94.5
	NORTHCLIFF HOUSE COLLEGE	2019	1008879	2	2	2	100				2	2	100				4	4	100	2	2	100	7	7	100	5	5	100	12	12	100	1	1	100	1	1	100
	NORTHCLIFF HOUSE COLLEGE	2018	1008879	2							6	4	66.7				3	3	100				3	3	100	4	4	100	8	7	87.5	2	2	100	1	1	100
	OLYFKRANS COLLEGE.	2019	1008838	99							7	5	71.4							9	9	100							12	12	100						
	OLYFKRANS COLLEGE.	2018	1008838	99							8	8	100				1	1	100	6	5	83.3							12	10	83.3						
	OVERBERG HS	2019	1008839	5	31	31	100	22	22	100	20	17	85				71	71	100	10	10	100				44	44	100	39	39	100	47	45	95.7	30	29	96.7
	OVERBERG HS	2018	1008839	5	24	24	100	24	21	87.50	24	21	87.5				75	75	100	20	20	100				43	42	97.7	50	50	100	43	41	95.3	33	31	93.9
	QHAYIYA SEC. SCHOOL	2019	1008841	1	8	6	75				64	54	84.4	36	25	69.4	167	165	98.8	105	86	81.9	89	82	92.1	61	31	50.8	124	105	84.7	17	7	41.2	10	7	70
	QHAYIYA SEC. SCHOOL	2018	1008841	1	40	13	32.5				66	41	62.1	56	41	73.2	140	139	99.3	74	58	78.4	64	52	81.3	20	17	85	117	79	67.5	11	6	54.5	11	6	54.5
RIVIERSONDEREND HS.	2019	1008842	3	9	8	88.9				6	6	100				24	24	100				15	15	100	24	15	62.5	18	18	100	6	5	83.3				
RIVIERSONDEREND HS.	2018	1008842	3	7	6	85.7				10	2	20				27	27	100				20	20	100	27	20	74.1	18	17	94.4	9	4	44.4				



Province Districts	Centre Name	Year	Centre Number	Quintile	Subject Description																																
					Accounting			Agricultural Sciences			Business Studies			Economics			English First Additional Language			Geography			History			Life Sciences			Mathematical Literacy			Mathematics			Physical Sciences		
					Total Wrote	Achieved 30 - 100%	% Achieved at 30% and Above	Total Wrote	Achieved 30 - 100%	% Achieved at 30% and Above	Total Wrote	Achieved 30 - 100%	% Achieved at 30% and Above	Total Wrote	Achieved 30 - 100%	% Achieved at 30% and Above	Total Wrote	Achieved 30 - 100%	% Achieved at 30% and Above	Total Wrote	Achieved 30 - 100%	% Achieved at 30% and Above	Total Wrote	Achieved 30 - 100%	% Achieved at 30% and Above	Total Wrote	Achieved 30 - 100%	% Achieved at 30% and Above	Total Wrote	Achieved 30 - 100%	% Achieved at 30% and Above	Total Wrote	Achieved 30 - 100%	% Achieved at 30% and Above			
WEST COAST	DIAZVILLE HS.	2018	1005506	4	17	7	41.2				66	38	57.6	10	9	90	170	170	100	28	24	85.7	41	39	95.1	121	57	47.1	136	113	83.1	37	20	54.1	27	17	63
	DIRKIE UYS HS.	2019	1005507	5	13	13	100				27	21	77.8				62	62	100	26	26	100	15	15	100	25	25	100	37	37	100	25	21	84	22	21	95.5
	DIRKIE UYS HS.	2018	1005507	5	23	23	100				29	23	79.3				65	65	100	24	24	100	24	24	100	26	26	100	42	42	100	23	23	100	22	21	95.5
	GRAAFWATER HS.	2019	1005508	4	5	4	80				31	24	77.4				54	54	100				49	49	100	14	7	50	47	46	97.9	7	4	57.1	3	3	100
	GRAAFWATER HS.	2018	1005508	4	6	4	66.7				29	21	72.4				57	57	100				51	50	98	23	16	69.6	49	46	93.9	8	3	37.5	4	3	75
	HOPEFIELD HS.	2019	1005509	5	15	15	100				62	55	88.7				71	71	100	27	27	100				34	33	97.1	65	65	100	32	32	100	24	24	100
	HOPEFIELD HS.	2018	1005509	5	21	17	81				45	32	71.1				63	63	100	12	12	100				28	28	100	60	60	100	26	26	100	17	17	100
	ILINGELETHU SEC	2019	1005540	1	7	4	57.1				48	31	64.6	48	42	87.5	133	129	97	86	49	57	61	46	75.4	42	23	54.8	109	72	66.1	25	13	52	25	14	56
	ILINGELETHU SEC	2018	1005540	1	8	4	50				47	29	61.7	48	36	75	97	95	97.9	47	36	76.6	29	22	75.9	33	23	69.7	74	41	55.4	21	10	47.6	21	16	76.2
	LOUVVILLE HS	2019	1005532	4										92	49	53.3	132	132	100	44	20	45.5	88	77	87.5	41	23	56.1	120	68	56.7	13	7	53.8			
	LOUVVILLE HS	2018	1005532	4										125	46	36.8	158	156	98.7	50	33	66	109	88	80.7	33	19	57.6	126	61	48.4	32	5	15.6			
	LUTZVILLE HS.	2019	1005510	5	10	10	100				13	13	100				39	39	100							39	36	92.3	20	20	100	19	19	100	9	9	100
	LUTZVILLE HS.	2018	1005510	5	12	12	100				24	23	95.8				53	53	100							53	50	94.3	31	31	100	22	22	100	14	12	85.7
	NUWERUS HS.	2019	1005542	3							44	23	52.3	43	28	65.1	43	43	100							44	9	20.5	44	35	79.5						
	NUWERUS HS.	2018	1005542	3	3	3	100				17	9	52.9	17	9	52.9	17	17	100							14	7	50	17	14	82.4						
	PIKETBERG HS.	2019	1005513	5	14	14	100				11	7	63.6				56	56	100	23	23	100				38	34	89.5	26	26	100	34	33	97.1	30	26	86.7
	PIKETBERG HS.	2018	1005513	5	17	17	100				16	12	75				58	58	100	21	21	100				28	25	89.3	28	28	100	33	33	100	27	23	85.2
	PORTERVILLE HS.	2019	1005515	5	7	7	100				14	10	71.4				58	58	100	16	16	100				32	27	84.4	39	39	100	19	19	100	14	14	100
	PORTERVILLE HS.	2018	1005515	5	10	10	100				18	15	83.3				61	61	100	11	11	100				32	31	96.9	33	33	100	28	27	96.4	22	20	90.9

Province Districts	Centre Name	Year	Centre Number	Quintile	Subject Description																																
					Accounting			Agricultural Sciences			Business Studies			Economics			English First Additional Language			Geography			History			Life Sciences			Mathematical Literacy			Mathematics			Physical Sciences		
					Total Wrote	Achieved 30 - 100%	% Achieved at 30% and Above	Total Wrote	Achieved 30 - 100%	% Achieved at 30% and Above	Total Wrote	Achieved 30 - 100%	% Achieved at 30% and Above	Total Wrote	Achieved 30 - 100%	% Achieved at 30% and Above	Total Wrote	Achieved 30 - 100%	% Achieved at 30% and Above	Total Wrote	Achieved 30 - 100%	% Achieved at 30% and Above	Total Wrote	Achieved 30 - 100%	% Achieved at 30% and Above	Total Wrote	Achieved 30 - 100%	% Achieved at 30% and Above	Total Wrote	Achieved 30 - 100%	% Achieved at 30% and Above	Total Wrote	Achieved 30 - 100%	% Achieved at 30% and Above			
WEST COAST	SCHOONSPRUIT SEK.	2019	1005519	4	35	30	85.7				146	101	69.2	24	20	83.3	190	190	100	107	100	93.5	94	89	94.7	103	75	72.8	174	163	93.7	33	18	54.5	19	15	78.9
	SCHOONSPRUIT SEK.	2018	1005519	4	29	24	82.8				154	73	47.4	21	18	85.7	205	205	100	101	95	94.1	43	42	97.7	138	102	73.9	178	153	86	42	26	61.9	31	18	58.1
	STEYNVILLE SEK.	2019	1005521	4							94	31	33	41	20	48.8	204	204	100	121	76	62.8	151	140	92.7	87	40	46	177	138	78	27	11	40.7	12	9	75
	STEYNVILLE SEK.	2018	1005521	4							62	24	38.7	23	16	69.6	153	153	100	99	87	87.9	119	118	99.2	66	31	47	135	97	71.9	18	7	38.9	11	10	90.9
	SWARTLAND HS.	2019	1005522	5	11	11	100	12	12	100	43	40	93	17	17	100	101	101	100				31	31	100	83	77	92.8	71	71	100	76	71	93.4	56	51	91.1
	SWARTLAND HS.	2018	1005522	5	18	18	100	15	15	100	34	31	91.2	13	13	100	91	91	100				21	21	100	76	70	92.1	60	60	100	71	69	97.2	60	55	91.7
	VANRHYNSDORP HS.	2019	1005523	5	5	5	100				26	20	76.9				44	44	100							33	13	39.4	38	36	94.7	6	6	100	5	4	80
	VANRHYNSDORP HS.	2018	1005523	5	2	2	100				30	16	53.3				44	44	100							32	16	50	43	41	95.3	1	1	100	2	1	50
	VELDDRIF HS.	2019	1005524	5	6	6	100				16	13	81.3				26	26	100	20	20	100				12	11	91.7	19	19	100	7	5	71.4	5	5	100
	VELDDRIF HS.	2018	1005524	5	14	12	85.7				16	10	62.5				33	33	100	19	19	100				24	22	91.7	21	21	100	12	11	91.7	7	7	100
	VREDENBURG HS.	2019	1005525	5	33	32	97				82	52	63.4				131	131	100	57	57	100	29	29	100	129	92	71.3	120	118	98.3	71	52	73.2	45	43	95.6
	VREDENBURG HS.	2018	1005525	5	37	36	97.3				68	53	77.9				96	96	100	53	52	98.1	29	29	100	91	84	92.3	100	99	99	60	59	98.3	39	38	97.4
	VREDENDAL HS.	2019	1005526	5	17	17	100				26	23	88.5				99	99	100				24	23	95.8	76	73	96.1	44	44	100	55	53	96.4	44	44	100
	VREDENDAL HS.	2018	1005526	5	20	20	100				37	27	73				88	88	100				34	33	97.1	65	62	95.4	45	45	100	43	42	97.7	28	26	92.9
	VREDENDAL SEK.	2019	1005527	3	8	8	100				63	37	58.7	70	31	44.3	163	163	100	69	61	88.4	97	95	97.9	87	35	40.2	141	125	88.7	22	6	27.3	15	14	93.3

Province Districts	Centre Name	Year	Centre Number	Quintile	Subject Description																																
					Accounting			Agricultural Sciences			Business Studies			Economics			English First Additional Language			Geography			History			Life Sciences			Mathematical Literacy			Mathematics			Physical Sciences		
					Total Wrote	Achieved 30 - 100%	% Achieved at 30% and Above	Total Wrote	Achieved 30 - 100%	% Achieved at 30% and Above	Total Wrote	Achieved 30 - 100%	% Achieved at 30% and Above	Total Wrote	Achieved 30 - 100%	% Achieved at 30% and Above	Total Wrote	Achieved 30 - 100%	% Achieved at 30% and Above	Total Wrote	Achieved 30 - 100%	% Achieved at 30% and Above	Total Wrote	Achieved 30 - 100%	% Achieved at 30% and Above	Total Wrote	Achieved 30 - 100%	% Achieved at 30% and Above	Total Wrote	Achieved 30 - 100%	% Achieved at 30% and Above	Total Wrote	Achieved 30 - 100%	% Achieved at 30% and Above	Total Wrote	Achieved 30 - 100%	% Achieved at 30% and Above
WEST COAST	VREDENDAL SEK.	2018	1005527	3	31	18	58.1				78	30	38.5	60	31	51.7	179	179	100	75	56	74.7	80	77	96.3	120	46	38.3	171	120	70.2	9	7	77.8	9	5	55.6
	WESBANK SEK.	2019	1005529	4	28	22	78.6				48	35	72.9	20	19	95	208	208	100	153	85	55.6	174	163	93.7	83	37	44.6	182	147	80.8	25	12	48	14	9	64.3
	WESBANK SEK.	2018	1005529	4	30	21	70				54	41	75.9	24	21	87.5	166	166	100	109	87	79.8	133	130	97.7	46	31	67.4	154	115	74.7	14	12	85.7	10	6	60
	WESTON SEK.	2019	1005530	4	9	9	100				91	45	49.5				177	177	100	22	18	81.8	97	94	96.9	59	22	37.3	116	108	93.1	26	11	42.3	19	14	73.7
	WESTON SEK.	2018	1005530	4	1	1	100				147	66	44.9				196	196	100	37	32	86.5	94	94	100	119	63	52.9	135	116	85.9	38	23	60.5	25	15	60



Published by the Department of Basic Education  
222 Struben Street  
Private Bag X895, Pretoria, 0001  
Telephone: 012 357 3000  
Fax: 012 323 0601

ISBN: 978-1-4315-3357-2

Department of Basic Education

[www.education.gov.za](http://www.education.gov.za)  
[www.facebook.com/BasicEd](https://www.facebook.com/BasicEd)  
[www.twitter.com/dbe\\_sa](https://www.twitter.com/dbe_sa)

---