

National Senior Certificate

2019



SCHOOL PERFORMANCE REPORT

Let's grow South Africa together



basic education

Department:
Basic Education
REPUBLIC OF SOUTH AFRICA





Contents

FOREWORD	2
1. INTRODUCTION	3
2. SCOPE OF THE SCHOOL PERFORMANCE REPORT	3
3. UTILISATION OF THE SCHOOLS PERFORMANCE REPORT	4
4. SUMMARY OF SCHOOL PERFORMANCE	4
5. SCHOOLS THAT ACHIEVED A 100% PASS RATE FROM 2015 TO 2019	5
Summary of schools that achieved 100 percent from 2015 to 2019	9
6. SCHOOLS THAT PERFORMED BELOW 40% OVER A FIVE YEAR PERIOD	9
Schools that performed below 40% over a five year period	9
7. PROVINCIAL PASS RATE IN 2019	10
8. INDIVIDUAL SCHOOL RESULTS PER PROVINCE IN 2019	11
Eastern Cape	11
Free State	45
Gauteng	54
KwaZulu-Natal	85
Limpopo	126
Mpumalanga	164
Northern Cape	181
North West	186
Western Cape	201



Foreword



The Class of 2019 sat for the National Senior Certificate (NSC) examinations in a year that our great nation celebrated 25 years of democracy, constituted the sixth democratic parliament and South Africans united in celebrating yet another Rugby World Cup victory. In his State of the Nation Address, the President of the Republic of South Africa, His Excellency, President Cyril Matamela Ramaphosa highlighted education as one of the seven priorities of the new administration. The cornerstone of the democratic era has been an improving education system committed to the pursuit of quality basic education, the necessary raising of standards and careful introspection of progress. Government's strategy of improving basic education quality has been articulated in the National Development Plan (NDP) Vision 2030: Our future – Make it work.

In this regard, the education sector has listed eleven priorities for this administration, which include inter alia, improving the foundational skills of literacy and numeracy; implementation of a curriculum with skills and competencies for a changing world; dealing decisively with the quality and efficiency through the implementation of standardised assessments; urgent implementation of the two-years of Early Childhood Development before Grade 1, promoting school safety, health and social cohesion and completing an integrated Infrastructure Development Plan. It is against these priorities and noting that the education enterprise is a highly complex activity where the outcome is based on a multiplicity of factors, that we use the National Senior Certificate examination results, as one of the barometers to evaluate our success. There are noteworthy signs of progress as observed in the recent cycles of international and regional assessment programmes.

In terms of the Action Plan of the Department of Basic Education (DBE), the following three key targets are directly measured through the performance in the National Senior Certificate:

- (a) Increase the number of Grade 12 learners who become eligible for a Bachelor's Programme at a university;
- (b) Increase the number of Grade 12 learners who pass Mathematics; and
- (c) Increase the number of Grade 12 learners who pass Physical Science

The Quality Assurance Council, Umalusi, which plays a critical role in upholding the integrity of the NSC examination, has after rigorous verification of all examination processes, approved the results of the 2019 NSC examination. This achievement has been attributed to an examination and assessment system that has robust administrative systems and processes, sets papers that are internationally comparable, improved its marking processes so that competent markers are appointed and trained, and introduced robust quality assurance measures to improve the quality of marking. The strengthened administration processes saw a reduction in examination irregularities. The NSC results are subjected to a rigorous standardisation process conducted by Umalusi prior to the release. The NSC examination processes have been consistently reviewed and strengthened over the past 25 years and the qualification is therefore trusted by employers, higher education institutions and the South African public.


A total of 616 754 full-time candidates entered the 2019 NSC examinations. The achievements of the class of 2019 confirm that the standard and quality of the South African examinations system is improving annually and stabilising. The proficiency of our education system is confirmed by:

- An improvement in the pass rate and quality of passes in many gateway subjects
- A noteworthy and credible increase in the percentage of learners who achieved the NSC
- A significant increase in the percentage of learners qualifying for Bachelor's Studies
- phenomenal gains in the margins of improvement among Quintile 1 to 3 schools.

Congratulations to the teachers, principals, teacher unions, communities, district and provincial officials, and social partners for supporting the Class of 2019.

The Provincial Education Departments (PED) have set targets for each school. We encourage PEDs, school principals, School Management and teachers to continue using the valuable information in this book to assist them in preparing learners for the 2020 examinations. I call upon all of you to help us maintain the upward trajectory in the system, one school at a time.

I therefore invite all education stakeholders to view the results in the School Performance Report with a sense of ownership and involvement and to support the projects, programmes and "grow South Africa together." Together we will continue to ensure that we are a system on the rise.


Mrs AM Motshekga, MP
Minister of Basic Education

1. Introduction

The overall results of the 6 870 schools/examination centers that participated in the 2019 NSC examination in the country are packaged into a national report which allows school managers and all officials based either at the national, provincial or district levels, that are responsible for the effective management of schools to analyse the learner performance data presented. The school level data can be located within each of the 75 districts and represents the number of candidates who wrote the examination and the number that obtained the NSC this year. Every school community is encouraged to engage actively with the data so that each is able to reflect on their performance in the 2019 NSC examination and evaluate it against previous years' to gauge progress made and to consider enhancements and interventions that can be phased into the school programme, in order to achieve concrete and measurable improvements in the new academic year. In addition, schools that are in the same quintile can also compare their historic performance to that of other schools in the same quintile over the last three years to establish if the inputs made by the education system have translated into better performance and a motivated school community. Schools will be able to share best practices and form clusters for mutual benefit.

This report should be read in conjunction with the following complementary reports on the 2019 National Senior Certificate examination published by the Department of Basic Education:

- a) The 2019 National Senior Certificate Examination Report;
- b) National Schools Subjects Report that presents the performance of each subject over three years; and;
- c) The National Diagnostic Reports which provides an analysis learner performance in the 11 Gateway Subjects, the 11 Home Languages and Technical subjects; which identifies areas of poor performance, and recommends appropriate remedial measures in each of the subjects.

Together these four reports aims to provide a comprehensive overview of learner, school and subject performance on the 2019 NSC.

2. Scope of the School Performance Report

This report presents data on the performance of all schools that wrote the 2019 NSC Examination, including public schools, special schools and independent schools. It also provides data on the overall performance of all these schools over a three-year period so that a school is able to measure and track its performance over the last three years.

2019 marks the sixth year of a CAPS-aligned NSC Examination, which means that schools can compare their historic performance in a stabilising curriculum and assessment policy framework. This will help them to establish if they too have reached stability in terms of effective implementation of the intended curriculum.

This report details the number of candidates that wrote the examination, the number of candidates that achieved the NSC and the pass percentage in every school, over the last three years. It also provides a list of schools that obtained 100% and those that obtained below 40% over a period of five years respectively.

3. Utilisation of the Schools Performance Report

This report can be used by school managers, subject advisors, curriculum specialists and district planners to do a quick comparative analysis of the overall performance of schools within a circuit, cluster or district.

The data presented in this report enables every school to keep track of their performance over time so that each institution is able to compare their current performance with the previous years' to measure progress made and innovations required in the next school year. Being the third year of the implementation of the NSC examination based on CAPS, schools will be able to track their performance in the last three examinations.

The report would also help Education officials to identify consistently underperforming schools, so as to target their interventions appropriately. Schools that continue to underperform must reflect deeply on how to improve learner outcomes and should consider collaborating with better performing schools so that this shared experience can build a stronger professional schooling community and contribute towards improved performance. Although this report on the overall school performance results may mask the performance of the individual teachers and subjects, the schools' subject report provides detailed performance per subject so that no one escapes the accountability chain.

4. Summary Of School Performance

Table 1: Summary of school performance

Provinces	Total Number of Schools	0 - 19.9%	20 - 39.9%	40 - 59.9%	60 - 79.9%	80 - 100%	Exactly 0%	Exactly 100%	
Eastern Cape	Number	932	8	48	143	336	397	4	43
	%		0.9	5.2	15.3	36.1	42.6	0.4	4.6
Free State	Number	331	1	0	7	46	277	0	56
	%		0.3	0.0	2.1	13.9	83.7	0.0	16.9
Gauteng	Number	890	2	3	24	165	696	2	0
	%		0.2	0.3	2.7	18.5	78.2	0.2	12.9
KwaZulu-Natal	Number	1 762	12	59	168	497	1 026	3	201
	%		0.7	3.3	9.5	28.2	58.2	0.2	11.4
Limpopo	Number	1 370	31	103	255	470	511	9	49
	%		2.3	7.5	18.6	34.3	37.3	0.7	3.6
Mpumalanga	Number	555	1	8	46	170	330	0	31
	%		0.2	1.4	8.3	30.6	59.5	0.0	5.6
North West	Number	428	0	2	13	84	329	0	48
	%		0.0	0.5	3.0	19.6	76.9	0.0	11.2
Northern Cape	Number	139	0	3	17	41	78	0	11
	%		0.0	2.2	12.2	29.5	56.1	0.0	7.9
Western Cape	Number	447	1	2	35	134	275	0	69
	%		0.2	0.4	7.8	30.0	61.5	0.0	15.4
National	Number	6 854	56	228	708	1 943	3 919	18	623
	%		0.8	3.3	10.3	28.3	57.2	0.3	9.1

5. Schools that achieved a 100% pass rate from 2015 to 2019

EASTERN CAPE														
District Name	EMIS No	Centre No	Centre Name	Quintile	No Progressed 2015	Wrote 2015	No Progressed 2016	Wrote 2016	No Progressed 2017	Wrote 2017	No Progressed 2018	Wrote 2018	No Progressed 2019	Wrote 2019
Sarah Baartman	200101041	4352054	Global Leadership Institute		0	39	0	44	0	41	0	47	0	46
Alfred Nzo West	200501581	4251019	King Edward High School	4	0	39	0	51	0	42	0	38	0	42
Buffalo City	200200300	4321048	Kingsridge High School	5	0	88	0	92	0	78	0	87	0	88
Chris Hani West	200600694	4331067	Queenstown Girls High School	5	0	101	0	100	0	101	0	101	0	92

FREE STATE														
District Name	EMIS No	Centre No	Centre Name	Quintile	No Progressed 2015	Wrote 2015	No Progressed 2016	Wrote 2016	No Progressed 2017	Wrote 2017	No Progressed 2018	Wrote 2018	No Progressed 2019	Wrote 2019
Thabo Mofutsanyana	445101260	3193001	Beacon Ss	4	10	96	15	98	1	96	0	148	1	117
Lejweleputswa	440506317	3181003	Bothaville Ss	5	1	74	0	68	0	49	0	51	0	64
Thabo Mofutsanyana	441501085	3191005	Breda Farm School	1	0	23	6	15	2	23	3	24	0	34
Lejweleputswa	440808296	3181005	Bultfontein Cs	5	0	30	0	27	0	22	0	20	0	21
Motheo	440304223	3171012	Christian Brothers College Ci/S	9	0	26	0	32	0	27	0	31	0	25
Lejweleputswa	444712030	3182086	Dunamis Christian Ci/S	9	6	10	4	6	3	9	5	10	0	17
Motheo	440304210	3171017	Eunice Ss	5	0	174	0	164	0	165	0	158	0	168
Fezile Dabi	441811277	3202011	Heilbron Cs	5	0	27	0	29	0	36	0	37	0	32
Lejweleputswa	442008297	3181010	Hoopstad Cs	5	0	22	0	18	0	20	0	24	0	22
Xhariep	442104209	3161015	Jacobsdal Landbouskool	5	1	68	0	48	0	56	2	69	0	62
Thabo Mofutsanyana	445101230	3193010	Lekgulo Ss	1	28	123	13	107	18	104	2	101	11	110
Thabo Mofutsanyana	445105149	3192015	Metsi-Matsho Ss	1	15	41	24	26	10	32	16	18	18	28
Thabo Mofutsanyana	445105150	3192017	Mohaladitwe Ss	1	23	72	13	52	27	74	34	84	39	38
Thabo Mofutsanyana	443410330	3194015	Reitz Cs	5	0	42	0	31	0	30	0	37	0	28
Fezile Dabi	444306320	3202038	Salomon Senekal Cs	5	0	27	0	18	0	21	0	21	0	17
Motheo	440304221	3171066	St Andrew'S Cs	5	0	60	0	61	0	58	0	52	0	64
Motheo	440304222	3171068	St Michael'S Cs	5	0	57	0	55	0	55	0	54	0	49
Thabo Mofutsanyana	444510260	3194018	Vrede Cs	4	0	29	0	24	0	21	0	27	0	17

GAUTENG

District Name	EMIS No	Centre No	Centre Name	Quintile	No Progressed 2015	Wrote 2015	No Progressed 2016	Wrote 2016	No Progressed 2017	Wrote 2017	No Progressed 2018	Wrote 2018	No Progressed 2019	Wrote 2019
Tshwane South	700230110	8230110	Afrikaanse Hoer Meisieskool	5	0	197	0	208	0	187	0	220	0	226
Tshwane South	700400125	8400125	Al Ghazali	9	0	21	0	13	0	17	0	13	0	10
Johannesburg South	700400028	8111906	Al-Aqsa School	9	0	97	0	95	0	96	0	102	1	101
Tshwane South	700400100	8400100	Al-Asr Educational Institute	9	0	23	0	22	0	27	0	22	0	21
Gauteng West	700252346	8252346	Azaadville Muslim School	9	0	40	0	34	0	28	0	18	0	30
Ekurhuleni South	700400012	8400012	Balmoral College	9	0	42	0	44	0	51	0	40	0	66
Johannesburg East	700130187	8130187	Beth Jacobs Girls High School	9	0	10	0	7	0	11	0	12	0	21
Tshwane South	700231571	8231571	Central Islamic School	9	0	19	0	31	0	17	0	29	0	22
Tshwane West	700241795	8241795	Charlton Vos College Of Education	9	0	37	0	53	0	52	0	59	0	56
Tshwane South	700220582	8220582	Cornerstone College Sec School	9	0	143	0	144	0	112	0	106	0	88
Gauteng East	700400062	8400062	Die Heuwel Christian School	9	0	7	0	2	0	1	0	7	0	3
Tshwane North	700220137	8220137	Gereformeerde Skool Dirk Postma	9	0	28	0	20	0	23	0	23	0	36
Tshwane South	700210187	8210187	Hoerskool Garsfontein	5	0	350	1	350	0	321	0	357	0	367
Tshwane South	700210245	8210245	Hoerskool Waterkloof	5	0	341	0	325	0	339	0	344	0	343
Johannesburg East	700400407	8400407	Ivy Academy	9	0	15	0	13	0	11	0	12	0	12
Johannesburg South	700133769	8133769	Johannesburg Muslim School	9	0	88	1	76	0	73	0	72	0	62
Ekurhuleni North	700261727	8261727	Maranatha Christian	9	0	53	0	62	0	63	0	52	0	61
Johannesburg North	700130971	8130971	Mcauley House School	9	0	63	1	62	0	58	0	59	0	59
Johannesburg East	700400549	8400549	Nizamiye Combined School	9	0	12	0	20	0	18	0	11	0	15
Tshwane South	700210948	8210948	Nuwe Hoopskool	4	0	18	0	16	0	18	0	12	0	22
Johannesburg North	700131136	8131136	Parktown Girls High School	5	0	228	0	226	1	184	0	214	0	208
Johannesburg East	700400336	8400336	Pride Learning Academy	9	0	11	0	21	1	15	0	21	0	10
Johannesburg North	700400136	8400136	Sama High School	9	0	30	0	28	0	24	0	26	0	29
Johannesburg East	700131482	8131482	Sharei Torah	9	0	10	0	8	0	6	0	12	0	14
Johannesburg East	700132951	8132951	Sir Isaac Newton High School	9	0	9	0	12	0	6	0	7	1	7
Ekurhuleni South	700340323	8340323	Sparrow Combined - Alberton	9	0	13	0	11	0	8	0	13	0	25
Gauteng East	700350504	8350504	Springs Muslim School	9	0	24	0	19	0	18	1	16	0	17
Tshwane South	700212241	8212241	The Way Christian School	9	0	9	0	13	0	10	0	6	0	20
Tshwane South	700400140	8400140	Tukssport High School	9	0	44	0	48	0	51	0	63	0	58
Johannesburg North	700132811	8132811	Uj Metropolitan Academy	5	0	95	0	94	0	95	0	102	0	92
Johannesburg North	700400026	8400026	Willowridge Private School	9	0	4	0	4	0	5	0	9	1	3

KWAZULU NATAL

District Name	EMIS No	Centre No	Centre Name	Quintile	No Progressed 2015	Wrote 2015	No Progressed 2016	Wrote 2016	No Progressed 2017	Wrote 2017	No Progressed 2018	Wrote 2018	No Progressed 2019	Wrote 2019
Umlazi	500187368	5411201	Al-Falaah College	9	0	68	0	71	0	73	0	70	0	77
Pinetown	500101232	5412446	Am Moola Spes Nova	9	2	5	0	4	0	2	0	1	0	2
Umlazi	500119917	5411211	Danville Park Girls` H	5	0	132	0	156	0	128	0	145	0	147
Umlazi	500125245	5411110	Durban Girls` H	5	0	226	0	218	4	236	7	218	4	223
Umlazi	500413993	5411114	Ihsaan Girls` College	9	0	41	0	37	0	27	0	48	0	33
Pinetown	500161801	5412311	Inanda Seminary S	9	86	96	0	67	0	63	0	73	0	89
Pinetown	500183853	5412234	Kwathintwa School For The Deaf	9	0	5	0	8	0	2	0	8	0	4
Umgungundlovu	500325968	5311222	Maritzburg Muslim	9	0	53	0	58	0	52	0	54	0	56
Umlazi	500207681	5411415	Menzi H	4	1	158	10	56	17	126	5	212	24	151
Umlazi	500236319	5411228	Northlands Girls` H	5	0	125	0	112	2	135	0	139	0	131
Pinetown	500274133	5412122	Racing & Equestrian Academy	9	0	3	0	2	0	6	1	2	0	2
Uthukela	500268176	5211226	Siraatul Haq Islamic	9	0	13	0	19	1	21	0	11	0	12
King Cetshwayo	500275243	5113465	St Catherines H	9	0	14	1	20	0	11	0	12	0	12
Pinetown	500407555	5412127	Star College	9	0	94	0	106	0	75	0	86	0	110
Uthukela	500286343	5211130	Ukhahlamba H	2	0	22	3	27	7	23	2	31	0	18
Pinetown	500295889	5412133	Westville Girls H	5	225	225	0	226	0	220	0	204	0	202

LIMPOPO

District Name	EMIS No	Centre No	Centre Name	Quintile	No Progressed 2015	Wrote 2015	No Progressed 2016	Wrote 2016	No Progressed 2017	Wrote 2017	No Progressed 2018	Wrote 2018	No Progressed 2019	Wrote 2019
Capricorn South	922223503	7034192	Northern Muslim School	9	0	20	0	16	0	23	0	16	0	14
Mopani West	995503201	7083192	St George College	9	0	68	0	83	0	87	0	88	0	79

MPUMALANGA

District Name	EMIS No	Centre No	Centre Name	Quintile	No Progressed 2015	Wrote 2015	No Progressed 2016	Wrote 2016	No Progressed 2017	Wrote 2017	No Progressed 2018	Wrote 2018	No Progressed 2019	Wrote 2019
Gert Sibande District	800005819	6191809	George Hofmeyer High School	9	0	6	0	6	0	6	0	8	0	1

NORTHERN CAPE

District Name	EMIS No	Centre No	Centre Name	Quintile	No Progressed 2015	Wrote 2015	No Progressed 2016	Wrote 2016	No Progressed 2017	Wrote 2017	No Progressed 2018	Wrote 2018	No Progressed 2019	Wrote 2019
Pixley Ka Seme	300022301	2022301	H/skool Hopetown	4	0	29	0	24	0	10	0	17	0	17

NORTH WEST														
District Name	EMIS No	Centre No	Centre Name	Quintile	No Progressed 2015	Wrote 2015	No Progressed 2016	Wrote 2016	No Progressed 2017	Wrote 2017	No Progressed 2018	Wrote 2018	No Progressed 2019	Wrote 2019
Dr. K. Kaunda District	600104089	9215004	Al-Huda Muslim School	9	0	9	0	20	0	10	0	14	0	16
	600100517	9225024	Ferdinand Postma	4	0	69	1	77	0	95	0	86	1	94
	600101674	9225098	Potchefstroom Gimnasium	4	1	207	0	185	0	162	0	191	0	154
	600102335	9215149	Wesvalia High School	5	5	136	1	126	2	110	0	122	0	153

NORTHERN CAPE														
District Name	EMIS No	Centre No	Centre Name	Quintile	No Progressed 2015	Wrote 2015	No Progressed 2016	Wrote 2016	No Progressed 2017	Wrote 2017	No Progressed 2018	Wrote 2018	No Progressed 2019	Wrote 2019
Metro East	101310200	1002205	Bellville Hs.	5	0	210	0	203	0	221	0	217	0	204
Metro Central	105000876	1009910	Bishops	5	0	142	0	150	0	150	0	153	5	150
Cape Winelands	109310202	1007702	Bloemhof Hs.	5	0	140	0	137	0	147	0	146	0	132
Cape Winelands	108306202	1007703	Boland Landbouskool	5	0	67	0	69	0	68	0	68	0	61
Metro Central	102007105	1001105	Cannons Creek School	5	0	22	0	21	0	37	0	20	0	27
Metro South	100000030	1009984	Darun-Na'im Girls Hs	9	0	13	0	12	0	11	0	16	0	17
Metro Central	103315605	1009911	Dominican Grimley-School	0	0	10	0	7	5	4	0	7	0	6
Metro Central	105000844	1009921	Herschel Girls School	5	0	103	2	95	0	93	0	107	0	93
Cape Winelands	108310254	1007722	La Rochelle Meisies Hs.	5	0	111	0	113	0	121	0	115	0	108
West Coast	138312229	1005510	Lutzville Hs.	5	0	38	0	42	0	40	0	53	0	39
Metro North	132008331	1002276	Melkbosstrand Private School	5	0	23	0	23	0	21	0	22	0	20
Metro South	105000814	1001194	Michael Oak Waldorf School.	5	0	6	0	24	0	21	0	24	0	21
Metro North	103310260	1001144	Milnerton Hs.	5	0	196	1	191	0	208	0	205	1	201
Overberg	117000842	1008838	Olyfkrans College.	9	0	14	0	10	1	9	0	11	0	12
Cape Winelands	108312236	1007729	Paarl Girls Hs.	5	0	86	0	82	0	93	0	98	0	104
Metro North	103007232	1002259	Parklands College	5	0	103	9	77	0	96	0	95	6	79
Cape Winelands	109310282	1007734	Rhenish Girls' Hs.	5	1	144	0	139	0	135	0	135	0	148
Metro Central	105310288	1009938	Rondebosch Boys' Hs.	5	0	164	0	150	0	161	0	149	0	162
Metro Central	105310291	1009939	Rustenburg Girls' Hs.	5	0	152	0	149	0	171	0	143	3	166
Eden & Central Karoo	123008273	1003307	Shalom Akademie	1	0	2	0	9	0	8	0	9	0	6
Metro South	105000935	1009907	Springfield Convent Of The Holy Rosary	5	1	84	1	84	0	79	0	81	0	80
Cape Winelands	109310299	1007737	Stellenbosch Hs.	5	0	148	0	106	0	118	0	145	0	92
Metro North	105315611	1001165	Tafelbergskool	0	0	18	0	17	1	29	0	31	0	32
Metro East	110007281	1007747	Valsbaai Hs.	9	0	11	0	11	0	11	0	12	0	8
Metro Central	105315613	1009954	Vista Nova-School	0	0	28	0	22	0	15	0	27	0	31
Metro Central	105310316	1009957	Westerford Hs.	5	0	182	0	180	0	178	0	167	0	173
Metro South	105310318	1009960	Wynberg Boys' Hs.	5	0	148	0	178	0	146	0	158	0	162

Summary of schools that achieved 100 percent from 2015 to 2019

PROVINCE NAME	NO OF SCHOOLS
EASTERN CAPE	4
FREE STATE	18
GAUTENG	31
KWAZULU-NATAL	16
LIMPOPO	2
MPUMALANGA	1
NORTH WEST	1
NORTHERN CAPE	4
WESTERN CAPE	27
NATIONAL	104

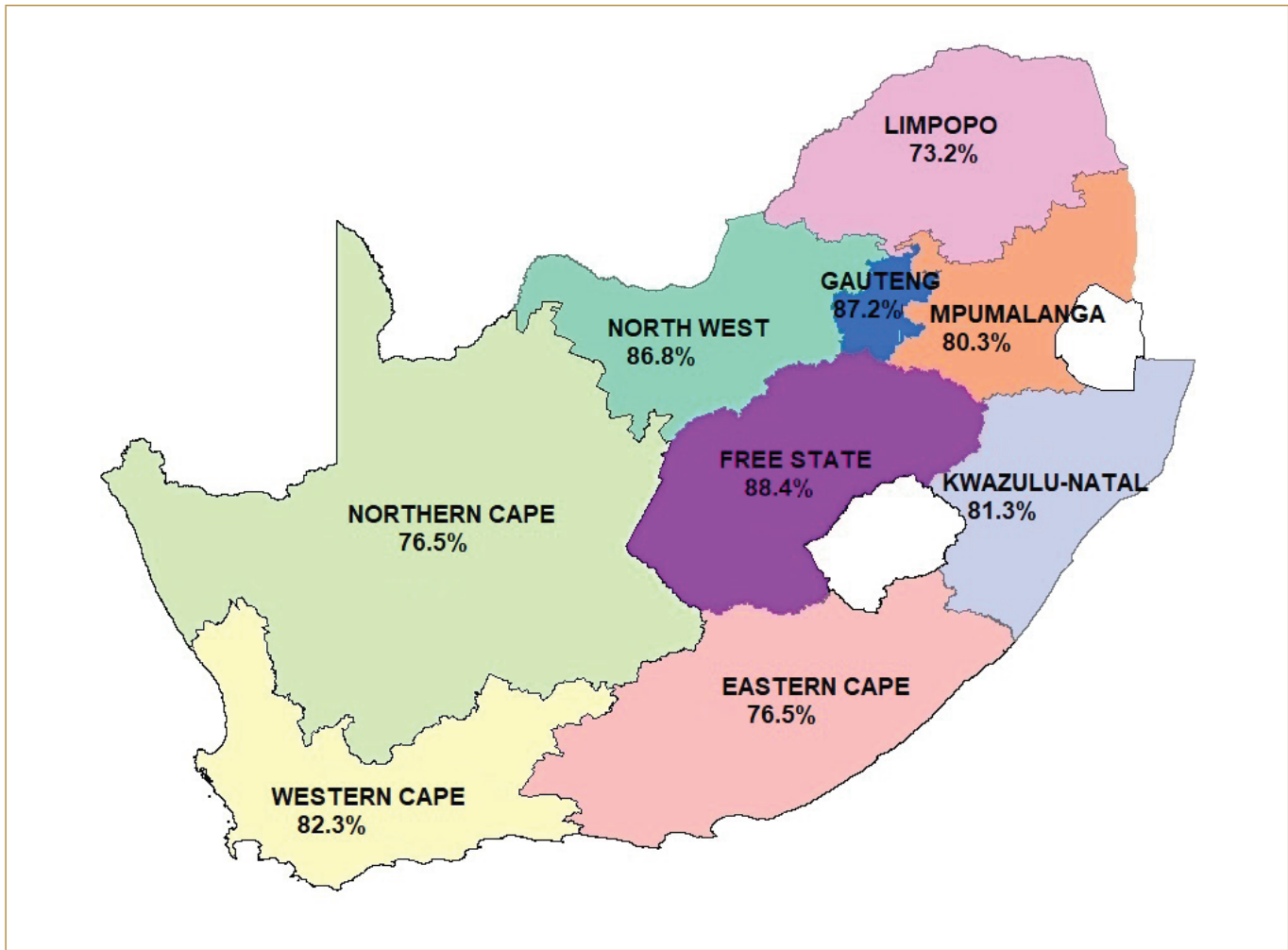
6. Schools that performed below 40% over a five year period

KWAZULU-NATAL									
District Name	EMIS No	Centre No	Centre Name	% Achieved 2015	% Achieved 2016	% Achieved 2017	% Achieved 2018	% Achieved 2019	
ILEMBE	500101195	5413301	AM MOOLA S	21.4	15.7	30.3	36.7	20.0	
ILEMBE	500218411	5413319	MSHIYANE H	7.5	9.5	16.7	5.9	35.7	
UMGUNGUNDLOVU	500492840	5311336	ISIBANI ACADEMY	33.9	34.0	24.0	34.8	34.4	
UMLAZI	500218966	5411323	MTHAMBO H	6.5	0.0	5.3	27.3	10.0	
UMZINYATHI	500202871	5212110	MAWENI H	0.0	8.3	30.8	0.0	33.3	
ZULULAND	500198505	5112219	MAPHOVELA H	9.8	3.9	13.6	11.8	30.0	

Schools that performed below 40% over a five year period

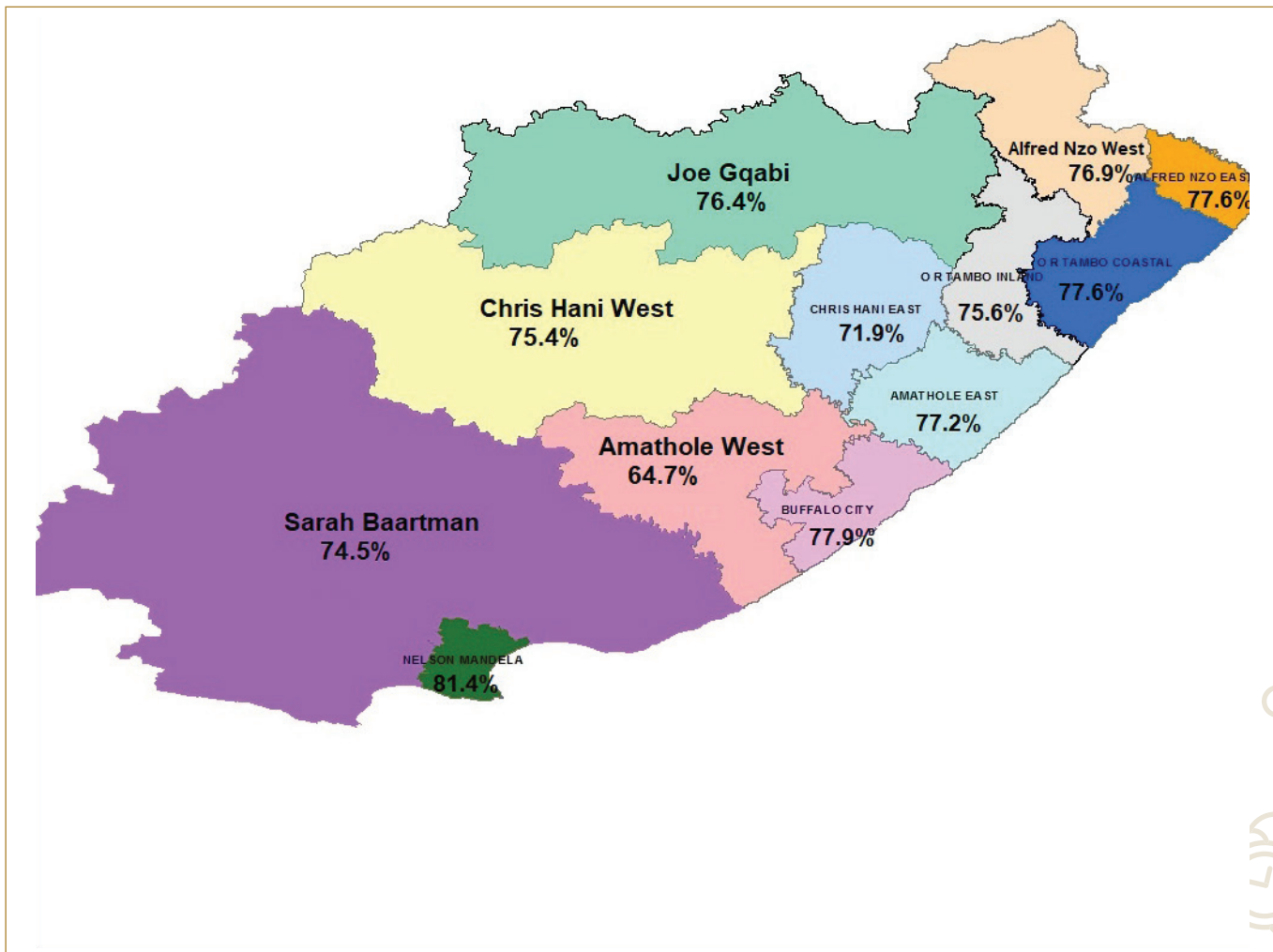
PROVINCE NAME	NO OF SCHOOLS
KWAZULU-NATAL	6

F. Provincial pass rate in 2019



8. Individual school results per province in 2019

Eastern Cape



EASTERN CAPE

District Name	EMIS No	Centre No	Centre Name	Quintile	2017				2018				2019			
					No Progressed	Wrote	Achieved	% Achieved	No Progressed	Wrote	Achieved	% Achieved	No Progressed	Wrote	Achieved	% Achieved
ALFRED NZO EAST	200500039	4241001	A D TSHAYINGCA SECONDARY SCHOOL	3	12	252	194	77.0	55	188	153	81.4	86	206	181	87.9
	200500013	4241002	BALENI SENIOR SECONDARY SCHOOL	1	46	101	60	59.4	16	113	73	64.6	26	101	84	83.2
	200500041	4241003	BIZANA SENIOR SECONDARY SCHOOL	3	88	355	265	74.6	91	253	234	92.5	143	309	268	86.7
	200501456	4241004	CANGCI COMPREHENSIVE TECHNICAL HIGH	1	46	87	58	66.7	37	83	81	97.6	53	116	103	88.8
	200501404	4241005	CHIEF DUMILE SENIOR SECONDARY SCHOOL	1	52	126	115	91.3	71	163	144	88.3	97	128	112	87.5
	200500138	4241006	DUDUMENI HIGH SCHOOL	1	4	49	38	77.6	10	63	61	96.8	16	60	55	91.7
	200500150	4241007	DUMSI COMPREHENSIVE HIGH SCHOOL	1	18	38	31	81.6	10	62	54	87.1	19	44	35	79.5
	200500205	4241008	ENQABENI SENIOR SECONDARY SCHOOL	1	27	84	65	77.4	28	69	51	73.9	58	85	67	78.8
	200500208	4241036	ENYANISWENI SENIOR SECONDARY SCHOOL	3					0	109	65	59.6	16	89	75	84.3
	200500270	4241009	GREENVILLE SENIOR SECONDARY SCHOOL	1	22	90	46	51.1	13	70	54	77.1	11	57	45	78.9
	200500278	4241010	GUMZANA SENIOR SECONDARY SCHOOL	3	28	86	23	26.7	10	98	57	58.2	39	158	125	79.1
	200500300	4241011	HLAMANDANA SENIOR SECONDARY SCHOOL	2	0	129	39	30.2	15	42	38	90.5	38	84	65	77.4
	200500580	4241012	MADIKIZELA SENIOR SECONDARY SCHOOL	1	11	60	33	55.0	0	49	35	71.4	7	71	24	33.8
	200500529	4241013	MAJAVU SECONDARY SCHOOL	3	29	60	50	83.3	25	95	91	95.8	36	88	84	95.5
	200500577	4241014	MAQONGWANA SENIOR SECONDARY SCHOOL	1	0	41	13	31.7	9	36	13	36.1	0	46	22	47.8
	200500580	4241015	MARELANE SENIOR SECONDARY SCHOOL	1	28	137	127	92.7	60	163	150	92.0	74	187	174	93.0
	200500583	4241016	MARINA COMPREHENSIVE HIGH SCHOOL	1	87	256	164	64.1	38	151	108	71.5	80	173	146	84.4
	200500639	4241017	MDATYA SENIOR SECONDARY SCHOOL	1	11	142	94	66.2	58	187	144	77.0	29	268	169	63.1
	200500672	4241018	MHLABI C H SCHOOL	1	39	65	50	76.9	37	63	31	49.2	6	52	39	75.0
	200500754	4241019	MPENI SENIOR SECONDARY SCHOOL	3	0	72	12	16.7	5	18	10	55.6	19	53	35	66.0
	200500764	4241020	MPONDOMBINI SENIOR SECONDARY SCHOOL	2	20	151	132	87.4	23	104	97	93.3	53	119	118	99.2
	200500824	4241021	MZAMBA COMPREHENSIVE HIGH SCHOOL	2	27	116	81	69.8	40	89	67	75.3	18	94	65	69.1
	200500849	4241035	NCURA SECONDARY SCHOOL	3									0	63	55	87.3
	200500871	4241022	NGALONKULU SENIOR SECONDARY SCHOOL	1	1	71	23	32.4	0	76	28	36.8	15	60	32	53.3
	200501457	4241023	NOMAGQWATHEKANA COMP TECH HIGH SCHOOL	1	102	100	67	67.0	33	59	49	83.1	36	52	32	61.5
200500935	4241024	NONGEKE SENIOR SECONDARY SCHOOL	1	39	189	87	46.0	18	234	102	43.6	60	171	94	55.0	
200500954	4241025	NTABEZULU SENIOR SECONDARY SCHOOL	1	83	105	85	81.0	44	190	125	65.8	40	149	133	89.3	

EASTERN CAPE

District Name	EMIS No	Centre No	Centre Name	Quintile	2017				2018				2019				
					No Progressed	Wrote	Achieved	% Achieved	No Progressed	Wrote	Achieved	% Achieved	No Progressed	Wrote	Achieved	% Achieved	
ALFRED NZO EAST	200500985	4241026	NTUKAYI SENIOR SECONDARY SCHOOL	1	20	239	95	39.7	35	149	65	43.6	7	73	58	79.5	
	200500998	4241027	OLIVER TAMBO TECH SCHOOL	1	30	61	28	45.9	15	103	50	48.5	17	83	55	66.3	
	200501090	4241028	SHUKUMA SENIOR SECONDARY SCHOOL	1	40	109	58	53.2	34	80	63	78.8	34	82	56	68.3	
	200501123	4241029	SITHUKUTHEZI SENIOR SECONDARY SCHOOL	1	25	61	38	62.3	31	64	35	54.7	33	43	25	58.1	
	200501195	4241030	THEMBALESIZWE COM TECH	1	15	34	13	38.2	10	74	38	51.4	41	58	40	69.0	
	200501278	4241031	VUKAYIBAMBE SENIOR SECONDARY SCHOOL	1	63	41	33	80.5	19	51	37	72.5	29	52	34	65.4	
	200501280	4243032	VUKUZENZELE SPECIAL SCHOOL	9	4	16	2	12.5	0	10	5	50.0	0	10	6	60.0	
	200501282	4241033	VULINDLELA COMP TECH	3	7	73	43	58.9	31	86	72	83.7	42	78	62	79.5	
	200501293	4241034	WINNIE MANDELA COMPTECH SENIOR SECON	1	19	69	26	37.7	30	62	40	64.5	10	78	49	62.8	
	200501311	4243035	ZAMOKUHLE SPECIAL SCHOOL	9	0	9	6	66.7	1	5	4	80.0	1	13	13	100.0	
ALFRED NZO WEST	200501564	4252085	ADVENT COMPREHENSIVE SCHOOL	9	4	59	30	50.8	1	50	25	50.0	5	28	18	64.3	
	200500005	4251001	ARTHUR NGUNGA SENIOR SECONDARY SCHOOL	2	0	114	88	77.2	73	121	63	52.1	58	93	71	76.3	
	200500006	4251002	AZARIEL SENIOR SECONDARY SCHOOL	1	25	58	46	79.3	31	75	37	49.3	29	69	44	63.8	
	200501571	4252003	BERGVIEW COLLEGE	9	2	41	35	85.4	3	42	41	97.6	1	49	43	87.8	
	200500094	4251004	BONXA HIGH SCHOOL	2	0	169	98	58.0	22	170	148	87.1	29	131	97	74.0	
	200500060	4251005	BROOKSNEK SENIOR SECONDARY SCHOOL	2	0	20	10	50.0	9	21	10	47.6	18	17	9	52.9	
	200501574	4251006	CEDARVILLE PUBLIC SCHOOL	2					38	47	38	80.9	28	32	29	90.6	
	200500098	4251007	COLANA SENIOR SECONDARY SCHOOL	1	0	112	49	43.8	3	75	30	40.0	12	140	90	64.3	
	200500113	4251008	DALUHLANGA SENIOR SECONDARY SCHOOL	2	0	56	48	85.7	8	77	50	64.9	8	46	41	89.1	
	200500119	4251009	DANGWANA SENIOR SECONDARY SCHOOL	2	0	115	66	57.4	55	122	98	80.3	19	89	71	79.8	
	200500144	4251010	DUMEZWENI SENIOR SECONDARY SCHOOL	1	0	199	160	80.4	58	216	170	78.7	88	200	174	87.0	
	200500151	4251011	DUMSI SENIOR SECONDARY SCHOOL	1	0	31	25	80.6	19	92	77	83.7	44	77	66	85.7	
	200501589	4252012	FOCUSED HIGH SCHOOL	9	0	27	26	96.3	0	41	38	92.7	3	35	31	88.6	
	200500302	4251014	HLANGWINI SENIOR SECONDARY SCHOOL	1	17	37	32	86.5	21	32	20	62.5	17	28	18	64.3	
	200500313	4251015	HUKU SENIOR SECONDARY SCHOOL	1	0	88	42	47.7	19	103	71	68.9	10	90	57	63.3	
	200500058	4252016	IKHWEZI LOMSO EDUCARE CENTRE	9					0	4	4	100.0	0	7	6	85.7	
	200500338	4251017	JOJO SENIOR SECONDARY SCHOOL	2	0	105	81	77.1	8	102	89	87.3	19	146	134	91.8	
	200501580	4251018	KHANYA-NALEDI COMBINED SCHOOL	2	13	92	55	59.8	31	56	47	83.9	40	70	58	82.9	

EASTERN CAPE

District Name	EMIS No	Centre No	Centre Name	Quintile	2017				2018				2019			
					No Progressed	Wrote	Achieved	% Achieved	No Progressed	Wrote	Achieved	% Achieved	No Progressed	Wrote	Achieved	% Achieved
ALFRED NZO WEST	200500554	4251045	KHULANGOPHONDO SENIOR SECONDARY SCHO	1	0	22	11	50.0	3	62	27	43.5	6	137	78	56.9
	200501581	4251019	KING EDWARD HIGH SCHOOL	4	0	42	42	100.0	0	38	38	100.0	0	42	42	100.0
	200501458	4251020	LINDELANI SENIOR SECONDARY SCHOOL	3	0	68	61	89.7	21	60	56	93.3	27	73	68	93.2
	200500438	4251021	LOYISO SINOR SECONDARY SCHOOL	1	0	91	58	63.7	13	54	45	83.3	14	55	37	67.3
	200500449	4251022	LUDIDI SENIOR SECONDARY SCHOOL	1	19	27	21	77.8	35	33	21	63.6	24	40	33	82.5
	200500470	4251023	LUPINDO SENIOR SECONDARY SCHOOL	2	16	27	20	74.1	43	26	21	80.8	6	30	26	86.7
	200500479	4251024	LUTATANI SENIOR SECONDARY SCHOOL	1	0	53	33	62.3	24	74	59	79.7	6	64	50	78.1
	200501410	4251025	MAGADLA SENIOR SECONDARY SCHOOL	2	20	38	33	86.8	37	38	20	52.6	25	30	23	76.7
	200500534	4251026	MAKAULA SENIOR SECONDARY SCHOOL	2	0	269	204	75.8	0	337	241	71.5	0	283	258	91.2
	200500551	4251027	MALUTI SENIOR SECONDARY SCHOOL	3	29	53	39	73.6	119	94	61	64.9	94	91	78	85.7
	200501408	4251028	MANZAMNYAMA SENIOR SECONDARY SCHOOL	1	0	88	56	63.6	0	41	38	92.7	0	155	98	63.2
	200500582	4251029	MARIAZELL SENIOR SECONDARY SCHOOL	1	9	80	55	68.8	15	55	46	83.6	19	75	66	88.0
	200500383	4251030	MBODLENI SENIOR SECONDARY SCHOOL	2	0	74	55	74.3	14	123	100	81.3	9	156	144	92.3
	200500649	4251062	MBUMBAZI SENIOR SECONDARY SCHOOL	1	0	26	12	46.2	12	29	23	79.3	24	35	31	88.6
	200501377	4251031	MFAZWE COMPREHENSIVE TECH HIGH SCH	1	0	53	26	49.1	11	53	36	67.9	7	53	28	52.8
	200500711	4251033	MNCEBA SENIOR SECONDARY SCHOOL	2	0	259	176	68.0	68	214	134	62.6	87	228	163	71.5
	200500710	4251090	MNCEBA SENIOR SECONDARY SCHOOL	9									6	32	9	28.1
	200500725	4251034	MNUKWA SENIOR SECONDARY SCHOOL	1	25	30	11	36.7	28	34	30	88.2	23	38	25	65.8
	200500732	4251035	MOIKETSI GRAVES SENIOR SECONDARY SCH	1	21	41	35	85.4	53	47	33	70.2	46	61	54	88.5
	200500734	4251036	MOKHESENG SENIOR SECONDARY SCHOOL	1	13	33	24	72.7	16	36	33	91.7	37	37	28	75.7
	200501015	4251086	MOOROSI AGRICULTURAL HIGH SCHOOL	3									0	36	14	38.9
	200500741	4251037	MOSA SIBI SENIOR SECONDARY SCHOOL	3	56	73	63	86.3	68	70	55	78.6	73	88	73	83.0
	200500744	4251038	MOSHESH SENIOR SECONDARY SCHOOL	1	37	17	7	41.2	15	25	18	72.0	12	27	26	96.3
	200500745	4251039	MOTHIBISI PUBLIC SCHOOL	1	1	20	12	60.0	9	26	3	11.5	4	33	20	60.6
	200500784	4251040	MOUNT AYLIFF SENIOR SECONDARY SCHOOL	1	0	168	126	75.0	67	122	116	95.1	49	163	152	93.3
	200404016	4252041	MOUNT FRERE COMMUNITY	9	0	4	4	100.0	0	16	16	100.0	1	9	7	77.8
	200500787	4251042	MOUNT FRERE SENIOR SECONDARY SCHOOL	3	0	120	93	77.5	34	110	66	60.0	28	91	67	73.6

EASTERN CAPE

District Name	EMIS No	Centre No	Centre Name	Quintile	2017				2018				2019				
					No Progressed	Wrote	Achieved	% Achieved	No Progressed	Wrote	Achieved	% Achieved	No Progressed	Wrote	Achieved	% Achieved	
ALFRED NZO WEST	200500748	4251043	MOUNT HARGREAVES SENIOR SECONDARY SC	2	46	55	40	72.7	44	29	23	79.3	29	28	16	57.1	
	200500758	4251044	MPHATLALATSANE SENIOR SECONDARY SCHO	2	38	32	16	50.0	36	28	22	78.6	17	16	10	62.5	
	200501419	4251046	MT WHITE SENIOR SECONDARY SCHOOL	1	0	81	14	17.3	10	57	27	47.4	3	31	18	58.1	
	200500810	4251047	MVENYANE SENIOR SECONDARY SCHOOL	2	71	151	102	67.5	117	172	119	69.2	96	111	81	73.0	
	200500897	4251048	NGWEKAZI SENIOR SECONDARY SCHOOL	2	0	44	34	77.3	11	50	30	60.0	9	84	64	76.2	
	200500951	4251049	NTABANKULU SENIOR SECONDARY SCHOOL	3	0	112	76	67.9	55	74	65	87.8	35	83	77	92.8	
	200500979	4251050	NTSIKAYEZWE HIGH SCHOOL	1	0	110	55	50.0	19	57	38	66.7	32	78	73	93.6	
	200500984	4251051	NTSIZWA SENIOR SECONDARY SCHOOL	1	0	59	13	22.0	14	25	20	80.0	10	27	8	29.6	
	200500990	4251052	NYANISO SENIOR SECONDARY SCHOOL	1	24	24	19	79.2	21	29	25	86.2	28	29	28	96.6	
	200501459	4251053	NZULULWAZI SENIOR SECONDARY SCHOOL	2	0	97	49	50.5	37	99	33	33.3	43	71	52	73.2	
	200501001	4251054	OSBORN SENIOR SECONDARY SCHOOL	2	0	212	200	94.3	2	340	310	91.2	22	352	287	81.5	
	200501431	4251055	PHUMELELE COMMERCIAL & TECHNICAL SCH	2	25	19	9	47.4	6	24	5	20.8	15	16	12	75.0	
	200501057	4251056	RALEBITSO SENIOR SECONDARY SCHOOL	1	11	25	9	36.0	16	17	4	23.5	6	29	11	37.9	
	200501058	4251057	RAMAFOLE SENIOR SECONDARY SCHOOL	2	27	145	116	80.0	32	88	73	83.0	46	87	86	98.9	
	200501070	4251058	RODE SENIOR SECONDARY SCHOOL	2	0	83	67	80.7	6	69	48	69.6	0	300	181	60.3	
	200501082	4251059	SAPUKANDUKU SENIOR SECONDARY SCHOOL	2	0	72	20	27.8	1	38	12	31.6	5	29	12	41.4	
	200501087	4251060	SENYUKELE SENIOR SECONDARY SCHOOL	2	0	188	121	64.4	39	134	132	98.5	43	149	133	89.3	
	200501091	4251061	SIBI SENIOR SECONDARY SCHOOL	2	16	43	33	76.7	27	46	33	71.7	25	59	36	61.0	
	200501143	4251063	SONQISHE SENIOR SECONDARY SCHOOL	1	0	64	36	56.3	13	62	19	30.6	5	37	27	73.0	
	200501157	4251064	ST GEORGES SENIOR SECONDARY SCHOOL	3	0	161	82	50.9	28	232	142	61.2	36	162	114	70.4	
	200501159	4251065	ST MARGARET SENIOR SECONDARY SCHOOL	2	41	77	27	35.1	29	38	28	73.7	37	27	22	81.5	
	200500726	4251066	ST MARKS TECHNICAL HIGH SCHOOL	1	0	18	8	44.4	0	23	13	56.5	0	34	26	76.5	
	200501171	4251067	SUKUDE SENIOR SECONDARY SCHOOL	1	0	278	230	82.7	33	255	187	73.3	28	262	212	80.9	
200501203	4251082	THOLANG SENIOR SECONDARY SCHOOL	3	81	191	136	71.2	79	179	126	70.4	74	159	137	86.2		
0	4251085	TOLENI SENIOR SECONDARY SCHOOL	5					0	196	153	78.1	2	233	177	76.0		
200500876	4251084	TYELIMHLOPHE SENIOR SECONDARY SCHOOL	2	0	54	39	72.2	8	93	58	62.4	24	140	55	39.3		

EASTERN CAPE

District Name	EMIS No	Centre No	Centre Name	Quintile	2017				2018				2019			
					No Progressed	Wrote	Achieved	% Achieved	No Progressed	Wrote	Achieved	% Achieved	No Progressed	Wrote	Achieved	% Achieved
ALFRED NZO WEST	200501464	4252069	ZANOKHANYO BAPTIST COMPREHENSIVE SCH	9	0	25	19	76.0	0	13	13	100.0	0	30	24	80.0
	200501321	4251070	ZIBI MEYER SENIOR SECONDARY SCHOOL	2	5	27	21	77.8	25	36	21	58.3	17	43	24	55.8
	200501322	4251071	ZIBOKWANA SENIOR SECONDARY SCHOOL	2	0	98	74	75.5	18	84	62	73.8	44	53	46	86.8
	200501331	4251072	ZINYOSINI SENIOR SECONDARY SCHOOL	1	0	79	76	96.2	90	93	89	95.7	29	101	101	100.0
	200501338	4251073	ZWELAKHE SENIOR SECONDARY SCHOOL	2	0	115	107	93.0	22	133	115	86.5	29	234	188	80.3
	200501381	4251074	ZWELITSHA SENIOR SECONDARY SCHOOL	1	0	184	43	23.4	0	75	38	50.7	2	113	70	61.9
AMATHOLE EAST	200300003	4301001	AMABELE SENIOR SECONDARY SCHOOL	1	0	33	21	63.6	3	35	28	80.0	10	44	28	63.6
	200300008	4301002	BADI SENIOR SECONDARY SCHOOL	2	36	86	21	24.4	33	60	32	53.3	47	50	41	82.0
	200300011	4301003	BASHEE SENIOR SECONDARY SCHOOL	1	43	90	43	47.8	71	96	61	63.5	55	62	48	77.4
	200300869	4302004	BETHEL COLLEGE HIGH SCHOOL	9	2	40	34	85.0	2	32	22	68.8	0	22	15	68.2
	200300024	4301005	BLYTHSWOOD INSTITUTION	3	0	78	49	62.8	0	97	66	68.0	3	102	58	56.9
	200300028	4301006	BOMELA SENIOR SECONDARY SCHOOL	2	16	22	19	86.4	7	27	22	81.5	5	23	18	78.3
	200300831	4301008	BONKOLO SENIOR SECONDARY SCHOOL	3	12	164	90	54.9	8	183	92	50.3	8	112	54	48.2
	200300741	4301009	BUTTERWORTH HIGH SCHOOL	4	6	74	64	86.5	35	84	75	89.3	7	73	71	97.3
	200300879	4302090	BUTTERWORTH REVIVAL CHRISTIAN SCHOOL	2	0	43	29	67.4	0	78	36	46.2	0	48	48	100.0
	200300051	4301011	COLOSA SENIOR SECONDARY SCHOOL	2	32	120	51	42.5	17	143	97	67.8	23	83	72	86.7
	200300053	4301012	CUNNINGHAM SENIOR SECONDARY SCHOOL	3	8	30	13	43.3	13	39	29	74.4	18	45	38	84.4
	200300057	4301013	DALUHLANGA SENIOR SECONDARY SCHOOL	2	0	42	34	81.0	50	50	38	76.0	37	41	37	90.2
	200300836	4301014	DINIZULU SENIOR SECONDARY SCHOOL	2	6	67	30	44.8	7	89	71	79.8	5	99	88	88.9
	200300071	4301015	DONDASHE SENIOR SECONDARY SCHOOL	1	0	55	36	65.5	0	55	26	47.3	19	27	23	85.2
	200300875	4301016	DUMALISILE COMPREHENSIVE HIGH SCHOOL	1	0	100	33	33.0	8	41	29	70.7	27	29	19	65.5
	200400149	4301017	ELLIOTDALE TECH	3	47	128	100	78.1	56	156	115	73.7	35	131	102	77.9
	200300743	4302091	ELUKHANYISWENI COLLEGE	9	0	13	7	53.8	0	8	3	37.5	0	6	5	83.3
	200300873	4302018	EMMANUEL HIGH SCHOOL	9	0	30	19	63.3	3	38	33	86.8	1	29	27	93.1
	200300086	4301019	ENOCH MAMBA SENIOR SECONDARY SCHOOL	1	4	141	69	48.9	0	177	123	69.5	7	105	89	84.8
	200401413	4302020	EXECUTIVE ACADEMY	9	0	458	347	75.8	0	414	316	76.3	0	395	320	81.0
200300788	4301021	EZINGCUKA SENIOR SECONDARY SCHOOL	1	0	117	53	45.3	7	120	53	44.2	21	85	56	65.9	

EASTERN CAPE

District Name	EMIS No	Centre No	Centre Name	Quintile	2017				2018				2019				
					No Progressed	Wrote	Achieved	% Achieved	No Progressed	Wrote	Achieved	% Achieved	No Progressed	Wrote	Achieved	% Achieved	
AMATHOLE EAST	200300744	4301022	EZINGQAYI SENIOR SECONDARY SCHOOL	2	0	67	48	71.6	9	83	52	62.7	3	85	54	63.5	
	200300093	4301023	EZIZWENI SENIOR SECONDARY SCHOOL	2	0	82	49	59.8	2	80	70	87.5	13	76	66	86.8	
	200300100	4301024	FORT MALAN SENIOR SECONDARY SCHOOL	2	60	41	36	87.8	88	47	44	93.6	117	49	44	89.8	
	200400194	4301025	GANIZULU SENIOR SECONDARY SCHOOL	1	22	177	151	85.3	83	312	164	52.6	43	130	121	93.1	
	200300787	4301026	GOBE COMMERCIAL SCHOOL	2	0	54	52	96.3	23	48	48	100.0	44	51	51	100.0	
	200300123	4301027	GWADANA SENIOR SECONDARY SCHOOL	2	0	36	10	27.8	4	25	17	68.0	7	28	13	46.4	
	200400250	4301028	GWEBITYALA SENIOR SECONDARY SCHOOL	1	11	186	129	69.4	2	160	119	74.4	3	181	149	82.3	
	200300124	4301029	GWELANE SENIOR SECONDARY SCHOOL	1	0	22	18	81.8	18	38	32	84.2	17	39	24	61.5	
	200401414	4302030	IDUTYWA SCHOOL OF EXCELLENCE	9	0	243	143	58.8	1	255	137	53.7	0	316	199	63.0	
	200300149	4301031	ISOLOMZI SENIOR SECONDARY SCHOOL	1	0	77	77	100.0	9	85	82	96.5	0	48	46	95.8	
	200400280	4301032	JALAMBA SENIOR SECONDARY SCHOOL	3	3	58	37	63.8	5	81	37	45.7	33	46	40	87.0	
	200300723	4301033	JJ NJEZA SENIOR SECONDARY SCHOOL	1	0	54	46	85.2	20	57	43	75.4	14	58	36	62.1	
	200300165	4301034	JONGABANTU SENIOR SECONDARY SCHOOL	2	0	61	26	42.6	12	42	23	54.8	26	44	34	77.3	
	200300168	4301035	JONGILANGA SENIOR SECONDARY SCHOOL	1	41	61	52	85.2	67	98	88	89.8	32	63	60	95.2	
	200300169	4301036	JONGILIZWE SENIOR SECONDARY SCHOOL	3	0	37	27	73.0	6	32	25	78.1	16	35	26	74.3	
	200300153	4301037	JS SKENJANA SENIOR SECONDARY SCHOOL	3	20	268	166	61.9	96	161	142	88.2	136	207	172	83.1	
	200300189	4301038	KRAZUKILE SENIOR SECONDARY SCHOOL	1	0	39	20	51.3	1	41	21	51.2	1	49	28	57.1	
	200300782	4301040	LAMPLOUGH SENIOR SECONDARY SCHOOL	3	0	88	86	97.7	28	100	97	97.0	64	134	125	93.3	
	200300202	4301041	LM MALGAS SENIOR SECONDARY SCHOOL	2	15	24	8	33.3	5	33	13	39.4	6	38	11	28.9	
	200300850	4301042	LURWAYIZO SENIOR SECONDARY SCHOOL	1	2	21	8	38.1	1	13	7	53.8	0	10	8	80.0	
	200300256	4301043	MABOBOTI SENIOR SECONDARY SCHOOL	1	0	40	22	55.0	22	60	31	51.7	37	38	25	65.8	
	200300258	4301044	MACIBE SENIOR SECONDARY SCHOOL	2	0	37	35	94.6	17	38	36	94.7	53	49	36	73.5	
	200300295	4301045	MATHUMBU SENIOR SECONDARY SCHOOL	1	7	58	10	17.2	13	7	6	85.7	11	17	16	94.1	
	200300801	4301046	MAZIZINI SENIOR SECONDARY SCHOOL	2	31	60	44	73.3	0	66	58	87.9	98	156	146	93.6	
	200300314	4301047	MDENI SENIOR SECONDARY SCHOOL	1	0	177	112	63.3	0	430	302	70.2	1	319	236	74.0	
	200300846	4301048	MENTE SENIOR SECONDARY SCHOOL	1	0	98	41	41.8	7	45	31	68.9	14	45	28	62.2	

EASTERN CAPE

District Name	EMIS No	Centre No	Centre Name	Quintile	2017				2018				2019			
					No Progressed	Wrote	Achieved	% Achieved	No Progressed	Wrote	Achieved	% Achieved	No Progressed	Wrote	Achieved	% Achieved
					AMATHOLE EAST	200300329	4301049	MGOMANZI SENIOR SECONDARY SCHOOL	3	5	22	16	72.7	0	9	3
	200300868	4302050	MIDA SCHOOL	9					0	127	100	78.7	11	123	101	82.1
	200300780	4301051	MPOZOLO SENIOR SECONDARY SCHOOL	1	4	14	7	50.0	0	32	19	59.4	4	25	15	60.0
	200300381	4301052	MSOBOMVU SENIOR SECONDARY SCHOOL	3	83	74	63	85.1	67	56	47	83.9	26	38	36	94.7
	200300383	4301053	MTAWELANGA SENIOR SECONDARY SCHOOL	2	0	91	29	31.9	23	83	52	62.7	18	52	36	69.2
	200300382	4301054	MTEBELE SENIOR SECONDARY SCHOOL	2	0	73	23	31.5	21	59	40	67.8	10	44	17	38.6
	200300408	4301055	NAKAZANA SENIOR SECONDARY SCHOOL	1	4	35	15	42.9	3	42	26	61.9	1	22	18	81.8
	200300778	4301056	NCEDISIZWE SENIOR SECONDARY SCHOOL	1	0	45	26	57.8	1	44	21	47.7	13	102	50	49.0
	200300420	4301057	NDABANKULU SENIOR SECONDARY SCHOOL	3	1	162	120	74.1	28	146	100	68.5	37	143	112	78.3
	200400734	4301058	NGANGOLWANDLE SENIOR SECONDARY SCHOOL	1	31	667	161	24.1	181	152	98	64.5	22	145	116	80.0
	200300433	4301059	NGCINGWANE TECH S S S	3	26	62	34	54.8	62	55	48	87.3	36	82	79	96.3
	200300443	4301060	NGUBESIZWE SENIOR SECONDARY SCHOOL	3	11	13	7	53.8	3	11	3	27.3	0	8	0	0.0
	200300449	4301061	NGWENZE SENIOR SECONDARY SCHOOL	2	33	128	80	62.5	78	139	99	71.2	40	117	93	79.5
	200400808	4301062	NOBANGILE SENIOR SECONDARY SCHOOL	1	19	87	62	71.3	34	95	90	94.7	12	58	50	86.2
	200300472	4301063	NOLITHA COMPREHENSIVE TECHNICAL SCHO	3	34	69	45	65.2	31	89	63	70.8	23	76	59	77.6
	200300434	4301064	NOMAHEYA SENIOR SECONDARY SCHOOL	3	0	104	41	39.4	27	76	53	69.7	6	44	22	50.0
	200300488	4301065	NONDWE SENIOR SECONDARY SCHOOL	1	0	36	21	58.3	1	34	26	76.5	11	25	18	72.0
	200300503	4301067	NQABARA SENIOR SECONDARY SCHOOL	1	1	247	136	55.1	18	44	28	63.6	15	33	32	97.0
	200300832	4301068	NQABISILE SENIOR SECONDARY SCHOOL	1	9	37	10	27.0	1	55	26	47.3	3	23	18	78.3
	200300533	4301069	PAKAMANI SENIOR SECONDARY SCHOOL	3	67	114	97	85.1	34	116	98	84.5	59	89	81	91.0
	200300790	4301070	QOMBOLO SENIOR SECONDARY SCHOOL	1	0	16	14	87.5	8	19	14	73.7	9	18	13	72.2
	200300574	4301071	SIYABULELA SENIOR SECONDARY SCHOOL	3	0	56	29	51.8	15	37	17	45.9	0	18	9	50.0
	200300823	4301072	SOPHAKAMA SENIOR SECONDARY SCHOOL	2	0	8	7	87.5	20	14	7	50.0	9	14	7	50.0
	200300587	4301073	TANGA SENIOR SECONDARY SCHOOL	3	47	54	36	66.7	14	71	55	77.5	25	80	62	77.5
	200300624	4301074	THUBELIHLE SENIOR SECONDARY SCHOOL	1	7	38	10	26.3	4	49	26	53.1	7	46	26	56.5
	200300614	4301075	TYALI SENIOR SECONDARY SCHOOL	1	0	102	60	58.8	8	56	51	91.1	20	45	41	91.1
	200300627	4301076	UPPER GWADU SENIOR SECONDARY SCHOOL	2	12	23	21	91.3	8	18	12	66.7	16	22	20	90.9

EASTERN CAPE

District Name	EMIS No	Centre No	Centre Name	Quintile	2017				2018				2019				
					No Progressed	Wrote	Achieved	% Achieved	No Progressed	Wrote	Achieved	% Achieved	No Progressed	Wrote	Achieved	% Achieved	
AMATHOLE EAST	200300719	4301077	VULINGCOBO SENIOR SECONDARY SCHOOL	2					13	117	59	50.4	36	56	44	78.6	
	200300646	4301078	VULI-VALLEY SENIOR SECONDARY SCHOOL	4	23	102	71	69.6	9	141	105	74.5	30	77	71	92.2	
	200300650	4301079	VULUHLANGA SENIOR SECONDARY SCHOOL	2	0	42	40	95.2	1	33	27	81.8	0	46	45	97.8	
	200300764	4301080	WILLOVALE SENIOR SECONDARY SCHOOL	3	0	75	40	53.3	56	32	24	75.0	26	24	16	66.7	
	200300663	4301081	XILINXA SENIOR SECONDARY SCHOOL	2	0	26	22	84.6	8	45	32	71.1	15	38	32	84.2	
	200300666	4301082	XOLILIZWE SENIOR SECONDARY SCHOOL	2	4	227	33	14.5	9	90	23	25.6	65	77	62	80.5	
	200300677	4301083	ZANEWONGA SENIOR SECONDARY SCHOOL	1	0	42	25	59.5	14	48	33	68.8	28	67	46	68.7	
	200401174	4301089	ZANGQOLWANE SENIOR SECONDARY SCHOOL	9					0	44	14	31.8	8	62	24	38.7	
	200300683	4301084	ZAZULWANA SENIOR SECONDARY SCHOOL	3	5	24	15	62.5	12	27	22	81.5	0	20	14	70.0	
	200300702	4301085	ZWELANDILE SENIOR SECONDARY SCHOOL	3	14	56	36	64.3	8	47	26	55.3	14	56	44	78.6	
	200401208	4301086	ZWELENQABA SENIOR SECONDARY SCHOOL	1	13	265	101	38.1	14	101	69	68.3	37	100	86	86.0	
	200300703	4301087	ZWELIDUMILE SENIOR SECONDARY SCHOOL	3	26	89	55	61.8	12	58	51	87.9	19	48	46	95.8	
	200300709	4301088	ZWELIWELILE SENIOR SECONDARY SCHOOL	3	2	52	32	61.5	4	55	42	76.4	34	71	40	56.3	
AMATHOLE WEST	200200001	4311001	A M SITYANA HIGH SCHOOL	2	0	30	15	50.0	0	28	17	60.7	4	21	14	66.7	
	200200002	4311003	A M TAPA SENIOR SECONDARY SCHOOL	3	4	42	23	54.8	6	26	11	42.3	12	16	15	93.8	
	200100012	4311002	ADELAIDE GYMNASIUM	4	0	68	46	67.6	0	60	41	68.3	0	52	48	92.3	
	200200010	4311004	AMABHELE HIGH SCHOOL	3					0	11	1	9.1	0	14	6	42.9	
	200200017	4311006	AMAZIZI SENIOR SECONDARY SCHOOL	3	0	79	52	65.8	0	74	56	75.7	14	80	70	87.5	
	200600095	4311007	CATHCART HIGH SCHOOL	4	0	60	56	93.3	0	73	73	100.0	3	67	65	97.0	
	200200106	4311008	DALUBUHLE HIGH SCHOOL	2	3	11	11	100.0	1	27	16	59.3	4	17	12	70.6	
	200200120	4311009	DILIZINTABA SENIOR SECONDARY SCHOOL	2	0	17	6	35.3	3	23	10	43.5	4	15	7	46.7	
	200200126	4311010	DONDASHE SENIOR SECONDARY SCHOOL	2	6	21	10	47.6	5	16	6	37.5	4	7	7	100.0	
	200200150	4311011	ELUKHANYISWENI SENIOR SCHOOL	2	6	32	9	28.1	1	29	24	82.8	0	34	17	50.0	
	200200154	4311012	EMDENI SENIOR SECONDARY SCHOOL	3					4	24	12	50.0	0	34	24	70.6	
	200200156	4311013	EMFUNDWENI SENIOR SECONDARY SCHOOL	2	11	38	11	28.9	9	25	10	40.0	8	32	12	37.5	
	200200157	4311014	EMGWALI PUBLIC SCHOOL	3	0	51	16	31.4	0	32	15	46.9	1	35	15	42.9	
	200200164	4311015	ENKWENKWEZINI SENIOR SECONDARY SCHO	3					0	24	24	100.0	9	36	30	83.3	
	200100214	4311016	EYABANTU SENIOR SECONDARY SCHOOL	3	12	36	15	41.7	2	25	4	16.0	10	15	7	46.7	
	200600208	4311017	FUNDANI HIGH SCHOOL	3	0	141	63	44.7	2	109	37	33.9	15	53	40	75.5	

EASTERN CAPE

District Name	EMIS No	Centre No	Centre Name	Quintile	2017				2018				2019				
					No Progressed	Wrote	Achieved	% Achieved	No Progressed	Wrote	Achieved	% Achieved	No Progressed	Wrote	Achieved	% Achieved	
AMATHOLE WEST	200200197	4311018	GCATO SENIOR SECONDARY SCHOOL	3	0	24	21	87.5	0	16	10	62.5	1	25	22	88.0	
	200200201	4311019	GEJU HIGH SCHOOL	2	0	26	14	53.8	0	16	4	25.0	0	22	9	40.9	
	200200202	4311020	GEORGE MQALO HIGH SCHOOL	3	0	13	7	53.8	0	16	8	50.0	3	9	7	77.8	
	200200209	4311021	GOBIZEMBE HIGH SCHOOL	3	2	15	15	100.0	1	20	14	70.0	3	22	18	81.8	
	200200226	4311023	GUSHIPHELA SENIOR SECONDARY SCHOOL	2	0	17	14	82.4	4	12	12	100.0	0	10	10	100.0	
	200200233	4311025	H H MAJIZA SENIOR SECONDARY SCHOOL	3	0	29	17	58.6	3	19	13	68.4	5	19	14	73.7	
	200100296	4311026	HEALDTOWN HIGH SCHOOL	2	6	29	7	24.1	10	30	7	23.3	0	20	5	25.0	
	200200267	4311027	IMIDUSHANE SENIOR SECONDARY SCHOOL	3	1	39	23	59.0	1	34	9	26.5	1	47	24	51.1	
	200200269	4311028	IMINGCANGATHELO HIGH SCHOOL	3	0	67	60	89.6	4	58	43	74.1	7	50	42	84.0	
	200100338	4311029	INYIBIBA HIGH SCHOOL	3	22	33	22	66.7	8	41	23	56.1	0	53	25	47.2	
	200200763	4311030	ISIHOBOTI PUBLIC COMBINED SCHOOL	3	0	25	11	44.0	0	27	14	51.9	6	29	23	79.3	
	200200282	4311031	J M NDINDWA HIGH SCHOOL	3	0	24	7	29.2	0	37	11	29.7	7	26	11	42.3	
	200200283	4311032	JABAVU SENIOR SECONDARY SCHOOL	3	0	112	70	62.5	11	65	44	67.7	9	86	54	62.8	
	200200285	4311033	JALI HIGH SCHOOL	2	9	31	18	58.1	5	26	14	53.8	8	21	16	76.2	
	200200295	4311035	JONGILE NOMPONDO PUBLIC SCHOOL	3	0	171	72	42.1	29	125	56	44.8	19	101	70	69.3	
	200200297	4311036	JOSI-MARELA HIGH SCHOOL	2	0	15	9	60.0	0	9	7	77.8	1	14	12	85.7	
	200200299	4311037	JULY SENIOR SECONDARY SCHOOL	2	0	17	10	58.8	0	14	8	57.1	3	25	11	44.0	
	200200302	4311038	KAMA HIGH SCHOOL	3	16	73	28	38.4	0	70	27	38.6	2	64	33	51.6	
	200200303	4311039	KANANA SENIOR SECONDARY SCHOOL	2	0	33	12	36.4	0	23	8	34.8	0	16	6	37.5	
	200200306	4311040	KAULELA SENIOR SECONDARY SCHOOL	2	0	19	6	31.6	0	18	5	27.8	0	10	3	30.0	
	200200328	4311042	KUBUSIE COMBINED SCHOOL	3	0	48	25	52.1	0	46	18	39.1	12	37	15	40.5	
	200200330	4311043	KULILE JUNIOR SECONDARY SCHOOL	2	0	60	21	35.0	0	57	33	57.9	3	52	25	48.1	
	200100455	4311045	LINDANI SENIOR SECONDARY SCHOOL	3	7	22	12	54.5	9	24	6	25.0	0	21	12	57.1	
	200200360	4311046	LINGANI SENIOR SECONDARY SCHOOL	3	0	15	8	53.3	1	16	5	31.3	16	16	8	50.0	
	200200361	4311047	LINGELETHU HIGH SCHOOL	2	0	35	13	37.1	2	21	2	9.5	0	27	14	51.9	
	200100462	4311048	LONWABO HIGH SCHOOL	3	14	23	14	60.9	0	41	17	41.5	8	34	9	26.5	
	200200377	4311049	LUKHOZI HIGH SCHOOL	3	20	21	14	66.7	7	16	8	50.0	12	23	11	47.8	
	200200424	4311051	MASIBONISANE SENIOR SECONDARY SCHOOL	2	0	80	23	28.8	0	42	25	59.5	0	39	28	71.8	
	200201011	4311052	MASIHLANGANE SENIOR SECONDARY SCHOOL	3	0	41	19	46.3	0	20	19	95.0	2	31	29	93.5	
	200200429	4311053	MASIMANYANE SENIOR SECONDARY SCHOOL	3	27	41	28	68.3	17	34	21	61.8	49	34	28	82.4	

EASTERN CAPE

District Name	EMIS No	Centre No	Centre Name	Quintile	2017				2018				2019				
					No Progressed	Wrote	Achieved	% Achieved	No Progressed	Wrote	Achieved	% Achieved	No Progressed	Wrote	Achieved	% Achieved	
AMATHOLE WEST	200100500	4311055	MASIZAKHE SENIOR SECONDARY SCHOOL	3	9	18	8	44.4	5	13	8	61.5	0	16	11	68.8	
	200200440	4311056	MATOMELA SENIOR SECONDARY SCHOOL	3	0	84	20	23.8	0	61	24	39.3	0	29	13	44.8	
	200200441	4311057	MATSA SENIOR SECONDARY SCHOOL	3	5	18	15	83.3	8	26	16	61.5	16	27	20	74.1	
	200200457	4311059	MDIBANISO SENIOR SECONDARY SCHOOL	2	5	56	25	44.6	8	29	20	69.0	4	36	23	63.9	
	200200479	4311060	MHLAMBISO HIGH SCHOOL	3	0	31	20	64.5	0	22	13	59.1	2	15	8	53.3	
	200200496	4311061	MPAMBANI MZIMBA HIGH SCHOOL	3	18	23	17	73.9	1	40	16	40.0	2	17	16	94.1	
	200200510	4311062	MTHWAKU SENIOR SECONDARY SCHOOL	2	8	32	15	46.9	0	34	8	23.5	21	19	10	52.6	
	200200530	4311064	MZOMTSHA HIGH SCHOOL	3	0	33	21	63.6	0	35	20	57.1	5	13	4	30.8	
	200200534	4311066	MZUXOLILE HIGH SCHOOL	3	0	24	3	12.5	3	12	4	33.3	3	16	3	18.8	
	200200537	4311067	NANGAMSO SENIOR SECONDARY SCHOOL	2	1	20	15	75.0	0	31	16	51.6	0	25	5	20.0	
	200200539	4311068	NATHANIEL PAMLA HIGH SCHOOL	3	5	144	95	66.0	17	133	83	62.4	23	111	94	84.7	
	200200542	4311069	NCEDOLWETHU SENIOR SECONDARY SCHOOL	2	7	26	13	50.0	17	35	24	68.6	13	39	24	61.5	
	200100051	4311070	NEWTON HIGH SCHOOL	1	0	15	3	20.0	2	52	2	3.8	0	45	20	44.4	
	200200560	4311071	NGANGELIZWE SENIOR SECONDARY SCHOOL	2	3	15	7	46.7	8	9	6	66.7	0	4	4	100.0	
	200200642	4311074	NOZALISILE SENIOR SECONDARY SCHOOL	3	0	35	27	77.1	16	31	17	54.8	7	24	21	87.5	
	200200648	4311075	NTABENKONYANA S S S	2	0	140	50	35.7	3	61	27	44.3	14	58	38	65.5	
	200200670	4311077	NZULULWAZI HIGH SCHOOL	3	11	79	36	45.6	10	79	40	50.6	8	74	54	73.0	
	200200684	4311078	PHANDULWAZI AGRICULTURAL HIGH SCHOOL	3	0	65	46	70.8	1	68	43	63.2	4	49	28	57.1	
	200200715	4311079	QHAYIYA SENIOR SECONDARY SCHOOL	2	0	20	12	60.0	0	22	10	45.5	3	16	16	100.0	
	200200725	4311080	RABULA SENIOR SECONDARY SCHOOL	3									0	5	2	40.0	
	200100672	4311082	SAKHULULEKA HIGH SCHOOL	3	32	83	34	41.0	1	69	29	42.0	16	62	36	58.1	
	200200744	4311083	SAKUPHUMELELA S S S	2	1	35	9	25.7	4	40	17	42.5	0	38	23	60.5	
	200200773	4311084	SINETHEMBA PUBLIC SCHOOL	3	8	76	20	26.3	0	94	54	57.4	14	55	34	61.8	
	200100030	4311005	SIPHO CAMAGU HIGH SCHOOL	3	0	40	22	55.0	17	42	32	76.2	11	31	19	61.3	
	200200782	4311087	SISEKO HIGH SCHOOL	2	9	34	23	67.6	0	28	16	57.1	5	19	17	89.5	
	200200790	4311088	SIYABONGA SENIOR SECONDARY SCHOOL	3	0	17	14	82.4	0	23	17	73.9	7	9	9	100.0	
	200200791	4311089	SIYAKHULA PUBLIC SCHOOL	3	0	35	19	54.3	1	41	12	29.3	1	34	17	50.0	
	200200970	4311090	SIZINGISILE SENIOR SECONDARY SCHOOL	2	6	30	18	60.0	0	38	23	60.5	2	30	26	86.7	
	200200800	4311091	SOBANTU SENIOR SECONDARY SCHOOL	2	3	35	25	71.4	2	14	8	57.1	1	30	21	70.0	

EASTERN CAPE

District Name	EMIS No	Centre No	Centre Name	Quintile	2017				2018				2019				
					No Progressed	Wrote	Achieved	% Achieved	No Progressed	Wrote	Achieved	% Achieved	No Progressed	Wrote	Achieved	% Achieved	
AMATHOLE WEST	200200810	4311092	SOTININI SENIOR SECONDARY	2	0	14	9	64.3	3	13	7	53.8	1	11	3	27.3	
	200200977	4311093	ST CHARLES SOJOLA HIGH SCHOOL	3	7	45	28	62.2	6	21	14	66.7	9	48	35	72.9	
	200200816	4311094	ST MATTHEWS HIGH SCHOOL	2	0	84	70	83.3	0	100	80	80.0	7	112	84	75.0	
	0	4312001	STUTTEREIM MATHS & SCIENCE ACADEMY	9					0	18	4	22.2	0	12	4	33.3	
	200200824	4311095	STUTTERHEIM HIGH SCHOOL	4	0	40	38	95.0	1	41	38	92.7	0	37	36	97.3	
	200200828	4311096	TAMSAQA HIGH SCHOOL	2	5	18	11	61.1	0	8	2	25.0	3	11	11	100.0	
	200100771	4311097	TEMPLETON HIGH SCHOOL	4	2	30	17	56.7	4	36	25	69.4	0	32	28	87.5	
	200200831	4311099	THEMBELANI HIGH SCHOOL	3	0	13	9	69.2	0	20	8	40.0	6	22	6	27.3	
	200200843	4311100	THOBELANI SENIOR SECONDARY SCHOOL	3	3	35	21	60.0	5	31	24	77.4	0	45	16	35.6	
	200100908	4311101	THUBALETHU HIGH SCHOOL	4	19	44	24	54.5	5	58	35	60.3	6	62	39	62.9	
	200200871	4311103	ULANA SENIOR SECONDARY SCHOOL	3	0	21	10	47.6	0	33	9	27.3	0	20	9	45.0	
	200200885	4311105	VUKILE TSHWETE S S S	2	0	47	27	57.4	8	52	28	53.8	7	52	29	55.8	
	200100862	4311106	WINTERBERG AGRICULTURAL HIGH SCHOOL	5	0	38	32	84.2	0	45	40	88.9	0	40	33	82.5	
	200200924	4311107	ZANEMFUNDO SENIOR SECONDARY SCHOOL	2	0	25	7	28.0	0	34	14	41.2	6	22	14	63.6	
	200200928	4311108	ZANOBUZWE HIGH SCHOOL	2	0	11	9	81.8	0	4	4	100.0	0	6	4	66.7	
	200200932	4311111	ZANOVUYO SENIOR SECONDARY SCHOOL	2	0	63	19	30.2	0	45	22	48.9	4	48	19	39.6	
	200200956	4311112	ZWELAMANDLOVU S S S	3	0	19	4	21.1	0	21	8	38.1	1	13	5	38.5	
200200960	4311113	ZWELIMJONGILE SENIOR SECONDARY SCHOOL	2	10	11	10	90.9	0	13	10	76.9	0	18	12	66.7		
BUFFALO CITY	200200263	4322128	ACADEMY HIGH	9					2	36	28	77.8	0	47	31	66.0	
	200200009	4321002	ALPHENDALE SECONDARY SCHOOL	4	31	148	110	74.3	40	161	97	60.2	22	124	97	78.2	
	200201004	4322003	ALTHORPE COLLEGE	9	0	44	30	68.2	1	59	41	69.5	0	20	18	90.0	
	200200022	4321004	ARCHIE VELILE S S S	3	0	72	51	70.8	12	62	54	87.1	13	89	55	61.8	
	200200028	4321005	B KAT SENIOR SECONDARY SCHOOL	3	0	20	4	20.0	5	12	5	41.7	0	14	12	85.7	
	200200035	4321006	BEACONHURST SCHOOL	5	0	47	47	100.0	0	68	67	98.5	0	48	48	100.0	
	200200044	4321007	BHISHO HIGH SCHOOL	3	0	181	144	79.6	11	220	169	76.8	2	211	161	76.3	
	200201048	4321008	BHONGOLETHU SENIOR SECONDARY SCHOOL	2	17	90	41	45.6	0	65	32	49.2	18	58	43	74.1	
	200200072	4321009	BLYLETTS COMBINED SCHOOL	2	32	93	73	78.5	0	63	62	98.4	23	81	72	88.9	
	200200058	4321010	BREIDBACH SENIOR SECONDARY SCHOOL	3	8	125	79	63.2	21	137	108	78.8	20	98	73	74.5	
	200200060	4321011	BUCHULE TECHNICAL HIGH SCHOOL	3	17	25	18	72.0	23	50	28	56.0	19	32	28	87.5	
	200200075	4321012	CAMBRIDGE HIGH SCHOOL	5	1	187	184	98.4	1	177	170	96.0	0	177	170	96.0	
	200200181	4322122	CANNAN ACADEMY	9	1	31	22	71.0	0	40	26	65.0	3	34	18	52.9	
200201069	4322013	CENTRE OF EXCELLENCE	9	0	107	75	70.1	0	142	114	80.3	1	129	97	75.2		

EASTERN CAPE

District Name	EMIS No	Centre No	Centre Name	Quintile	2017				2018				2019				
					No Progressed	Wrote	Achieved	% Achieved	No Progressed	Wrote	Achieved	% Achieved	No Progressed	Wrote	Achieved	% Achieved	
BUFFALO CITY	200200083	4321014	CHARLES MORGAN PUBLIC SCHOOL	3	0	40	11	27.5	21	55	19	34.5	27	29	14	48.3	
	200200088	4321015	CLARENDON GIRLS HIGH SCHOOL	5	0	141	141	100.0	0	132	132	100.0	0	142	140	98.6	
	200200103	4321016	DALE COLLEGE BOYS HIGH SCHOOL	5	0	100	85	85.0	3	111	83	74.8	1	103	83	80.6	
	200200111	4321017	DAVID MAMA HIGH SCHOOL	3	16	68	46	67.6	36	69	56	81.2	23	45	42	93.3	
	200200121	4321018	DIMBAZA CENTRAL JUNIOR SECONDARY SCH	3					2	25	13	52.0	4	17	11	64.7	
	200200983	4321019	DUMALISILE SECONDARY SCHOOL	3	0	23	4	17.4	0	17	3	17.6	3	11	5	45.5	
	200201035	4322020	EAST LONDON SCIENCE COLLEGE	9	0	68	64	94.1	6	75	63	84.0	0	73	67	91.8	
	200200139	4321021	EAST LONDON SECONDARY SCHOOL	4	1	45	33	73.3	0	52	37	71.2	5	40	22	55.0	
	200200141	4321022	EBENEZER MAJOMBOZI HIGH SCHOOL	3	44	35	31	88.6	0	100	72	72.0	27	113	94	83.2	
	200200165	4321023	ENOCH SONTONGA SENIOR SECONDARY SCHO	3	5	71	60	84.5	4	100	76	76.0	10	61	47	77.0	
	200200168	4321024	ERIC MNTONGA HIGH SCHOOL	3	32	17	14	82.4	10	22	19	86.4	0	17	17	100.0	
	200200183	4321025	FORBES GRANT SENIOR SECONDARY SCHOOL	3	0	53	27	50.9	23	43	21	48.8	21	41	31	75.6	
	200200191	4321026	FUNIWE SENIOR SECONDARY SCHOOL	2	42	41	20	48.8	0	33	32	97.0	29	46	45	97.8	
	200200196	4321027	GASELA HIGH SCHOOL	3	0	37	16	43.2	6	32	19	59.4	5	33	29	87.9	
	200200203	4321028	GEORGE RANDELL HIGH SCHOOL	5	2	68	63	92.6	1	88	80	90.9	3	78	66	84.6	
	200201018	4321029	GONUBIE HIGH SCHOOL	4	0	71	65	91.5	0	93	85	91.4	0	67	61	91.0	
	200200990	4321030	GOODHOPE SENIOR SECONDARY SCHOOL	2	5	33	13	39.4	0	36	19	52.8	8	27	24	88.9	
	200200220	4321031	GREENPOINT SECONDARY SCHOOL	4	63	113	94	83.2	16	107	102	95.3	41	115	100	87.0	
	200200253	4321032	GRENS HIGH SCHOOL	5	1	120	117	97.5	1	107	99	92.5	0	92	82	89.1	
	200200227	4321033	GWABA COMBINED SCHOOL	3	0	37	7	18.9	0	25	16	64.0	10	22	12	54.5	
	200200240	4321034	HECTOR PETERSON HIGH SCHOOL	3	16	164	69	42.1	2	194	134	69.1	21	151	123	81.5	
	200200248	4321035	HLOKOMA HIGH SCHOOL	3	21	48	32	66.7	19	67	48	71.6	9	36	29	80.6	
	200200251	4321036	HLUMANI HIGH SCHOOL	3	12	51	28	54.9	0	40	29	72.5	14	29	26	89.7	
	200200252	4321037	HOERSKOOL DE VOS MALAN	5	0	70	66	94.3	1	84	83	98.8	0	56	48	85.7	
	200200254	4321038	HOHO SENIOR SECONDARY SCHOOL	3	2	31	11	35.5	5	48	18	37.5	1	22	0	0.0	
	200200260	4321039	HUDSON PARK HIGH SCHOOL	5	3	206	203	98.5	1	202	196	97.0	1	203	198	97.5	
	200200270	4321040	IMIQHAYI SENIOR SECONDARY SCHOOL	3	0	31	23	74.2	3	26	15	57.7	5	48	33	68.8	
	200200985	4321041	INKWENKWEZI HIGH SCHOOL	3	0	29	12	41.4	12	44	20	45.5	9	17	9	52.9	
	200201016	4321042	IQONCE HIGH SCHOOL	3	3	46	10	21.7	9	35	8	22.9	5	36	18	50.0	
	200200455	4321043	J F MATI SENIOR SECONDARY SCHOOL	3	26	40	12	30.0	22	20	7	35.0	20	26	14	53.8	

EASTERN CAPE

District Name	EMIS No	Centre No	Centre Name	Quintile	2017				2018				2019						
					No Progressed	Wrote	Achieved	% Achieved	No Progressed	Wrote	Achieved	% Achieved	No Progressed	Wrote	Achieved	% Achieved			
BUFFALO CITY	200200290	4321126	JIM MVABAZA SENIOR SECONDARY SCHOOL	3									1	16	9	56.3			
	200200292	4321044	JOHN BISSEKER SECONDARY SCHOOL	4	0	116	70	60.3	29	171	115	67.3	49	180	120	66.7			
	200200294	4321045	JONGILANGA HIGH SCHOOL	2	7	41	25	61.0	0	29	16	55.2	6	18	6	33.3			
	200200296	4321046	JONGUHLANGA SENIOR SECONDARY SCHOOL	3	0	34	15	44.1	0	15	2	13.3	0	19	13	68.4			
	200200314	4321047	KHULANI COMMERCIAL HIGH SCHOOL	3	18	136	95	69.9	0	168	116	69.0	7	105	95	90.5			
	200200300	4321048	KINGSRIDGE HIGH SCHOOL	5	0	78	78	100.0	0	87	87	100.0	0	88	88	100.0			
	200200333	4321049	KUSILE COMPREHESIVE SCHOOL	3	62	174	68	39.1	0	120	93	77.5	53	145	93	64.1			
	200200334	4321050	KUYASA SENIOR SECONDARY SCHOOL	3	0	117	50	42.7	19	92	62	67.4	12	85	59	69.4			
	200200342	4321051	KWENXURA SENIOR SECONDARY SCHOOL	1	4	32	13	40.6	9	31	20	64.5	14	40	25	62.5			
	200200359	4321052	LILYFONTEIN SCHOOL	5	0	24	24	100.0	0	27	27	100.0	0	34	33	97.1			
	200200362	4321053	LINGELETHU SENIOR SECONDARY SCHOOL	2	17	57	28	49.1	7	30	12	40.0	0	42	24	57.1			
	200200371	4321054	LOYISO SENIOR SECONDARY SCHOOL	3	11	35	21	60.0	9	23	18	78.3	8	28	25	89.3			
	200200379	4321055	LUMKO HIGH SCHOOL	3	20	93	61	65.6	30	119	99	83.2	44	66	60	90.9			
	200200437	4321056	MASIXOLE HIGH SCHOOL	3	14	42	31	73.8	24	59	37	62.7	20	61	44	72.1			
	200200451	4321127	MBULELO BENEKANE HIGH SCHOOL	3										13	54	50	92.6		
	200200473	4321057	MGCAWEZULU SENIOR SECONDARY SCHOOL	3	0	38	16	42.1	2	22	7	31.8	3	17	9	52.9			
	200200483	4321058	MIZAMO SENIOR SECONDARY SCHOOL	3	4	91	46	50.5	1	119	81	68.1	12	117	85	72.6			
	200200495	4321059	MOSES MABHIDA SENIOR SECONDARY SCHOOL	3	4	34	13	38.2	12	20	16	80.0	12	13	8	61.5			
	200200500	4321060	MPUMELELO SENIOR SECONDARY SCHOOL	3	0	43	25	58.1	11	30	18	60.0	13	45	22	48.9			
	200200521	4321062	MZAMOWETHU PUBLIC SCHOOL	3	2	27	26	96.3	9	33	33	100.0	13	29	28	96.6			
	200200527	4321063	MZOKHANYO HIGH SCHOOL	3	45	91	30	33.0	68	32	27	84.4	24	46	43	93.5			
	200200528	4321064	MZOMHLE SENIOR SECONDARY SCHOOL	3	11	76	29	38.2	11	43	31	72.1	30	76	45	59.2			
	200200532	4321128	MZONTSUNDU SENIOR SECONDARY SCHOOL	3										3	36	27	75.0		
	200201049	4321065	MZWINI SENIOR SECONDARY SCHOOL	2	6	39	8	20.5	0	25	7	28.0	14	10	3	30.0			
	200200574	4321066	NGWENYATHI HIGH SCHOOL	3	18	77	67	87.0	27	66	55	83.3	26	72	65	90.3			
	200200582	4321129	NJONGOZABANTU SENIOR SECONDARY SCHOOL	2										2	18	13	72.2		
200200609	4321067	NOMPENDULO HIGH SCHOOL	3	3	22	11	50.0	0	18	15	83.3	0	10	9	90.0				
200200617	4321068	NONCEBA SENIOR SECONDARY SCHOOL	3	0	16	8	50.0	11	17	4	23.5	0	20	10	50.0				
200200619	4321069	NONCEDO COMBINED SCHOOL	3	8	27	18	66.7	0	17	12	70.6	0	22	12	54.5				

EASTERN CAPE

District Name	EMIS No	Centre No	Centre Name	Quintile	2017				2018				2019			
					No Progressed	Wrote	Achieved	% Achieved	No Progressed	Wrote	Achieved	% Achieved	No Progressed	Wrote	Achieved	% Achieved
BUFFALO CITY	200200635	4321070	NOSIZWE HIGH SCHOOL	3	12	35	25	71.4	0	49	19	38.8	7	52	29	55.8
	200200639	4321071	NOWAWE HIGH SCHOOL	3	7	47	10	21.3	0	38	25	65.8	8	24	16	66.7
	200200658	4321072	NTSOKOTHA SENIOR SECONDARY SCHOOL	3	9	60	44	73.3	0	58	39	67.2	17	30	28	93.3
	200200664	4321073	NYAMEKO HIGH SCHOOL	3	7	87	71	81.6	22	85	70	82.4	0	82	71	86.6
	200200688	4321074	PHILEMON NGCELWANE HIGH SCHOOL	3	23	116	86	74.1	38	103	66	64.1	33	70	61	87.1
	200200690	4321075	PHILLIP MTYWAKU SEN SEC SCHOOL	3	0	31	30	96.8	20	46	26	56.5	12	48	34	70.8
	200200699	4321076	PORT REX TECHNICAL HIGH	5	18	93	65	69.9	10	101	90	89.1	10	102	89	87.3
	200200707	4321077	QAQAMBA SENIOR SECONDARY SCHOOL	3	38	25	21	84.0	23	50	46	92.0	34	48	48	100.0
	200200988	4321078	QHAMANI SENIOR SECONDARY SCHOOL	3	3	24	5	20.8	2	9	8	88.9	4	9	9	100.0
	200200714	4321079	QHASANA SENIOR SECONDARY SCHOOL	3	6	55	16	29.1	0	56	24	42.9	11	29	22	75.9
	200200730	4321080	RICHARD VARHA HIGH SCHOOL	3	0	98	87	88.8	56	123	117	95.1	20	117	116	99.1
	200200737	4321081	S E K MQHAYI HIGH SCHOOL	3	0	21	10	47.6	0	12	8	66.7	0	11	11	100.0
	200201033	4321082	SAKHAMVA HIGH SCHOOL	3	16	40	28	70.0	0	42	27	64.3	9	68	39	57.4
	200200742	4321083	SAKHISIZWE HIGH SCHOOL	3	4	130	79	60.8	15	84	58	69.0	5	69	47	68.1
	200200748	4321084	SANDISIWE HIGH SCHOOL	3	33	87	69	79.3	41	74	65	87.8	28	74	63	85.1
	200200750	4321085	SELBORNE COLLEGE BOYS HIGH	2	0	148	147	99.3	0	155	150	96.8	0	154	153	99.4
	200200765	4321086	SIKHULULE HIGH SCHOOL	3	5	79	19	24.1	0	64	25	39.1	22	55	31	56.4
	200200767	4321087	SILIMELA HIGH SCHOOL	3	5	34	17	50.0	4	42	20	47.6	8	26	24	92.3
	200200770	4321088	SIMZAMILE SENIOR SECONDARY SCHOOL	3	0	35	22	62.9	1	30	10	33.3	15	45	15	33.3
	200200774	4321089	SINETHEMBA SENIOR SECONDARY SCHOOL	3	14	41	10	24.4	8	44	30	68.2	8	28	15	53.6
	200200775	4321090	SINIWIWE HIGH SCHOOL	3	9	35	23	65.7	13	34	24	70.6	17	31	17	54.8
	200200778	4321091	SINOVUYO HIGH SCHOOL	3	14	15	13	86.7	4	24	18	75.0	10	12	9	75.0
	200200789	4321092	SIYABABALWA SENIOR SECONDARY SCHOOL	3	0	12	7	58.3	0	14	5	35.7	4	14	7	50.0
	200201002	4321093	SIYAZAKHA SECONDARY SCHOOL	3	5	34	10	29.4	0	18	12	66.7	4	18	11	61.1
	200200797	4321094	SIYAZAMA SENIOR SECONDARY SCHOOL	3	0	32	15	46.9	5	34	5	14.7	5	27	2	7.4
	200200802	4321095	SOLOMON MAHLANGU SENIOR SECONDARY	3	21	49	24	49.0	55	33	23	69.7	23	39	25	64.1
	200201050	4321096	SOPHATHISANA SENIOR SECONDARY SCHOOL	3	20	89	70	78.7	33	102	65	63.7	30	94	43	45.7
	200201045	4322097	ST CHRISTOPHERS PRIVATE SCHOOL	9	0	53	48	90.6	6	45	43	95.6	4	77	76	98.7
	200200819	4323126	ST THOMAS FOR THE DEAF	9	0	8	3	37.5	7	3	1	33.3	2	6	4	66.7
	200601179	4322098	ST THOMAS PRIVATE SCHOOL	9	0	34	26	76.5	0	33	30	90.9	4	49	40	81.6
200200822	4321099	STIRLING HIGH SCHOOL	5	0	205	205	100.0	3	212	207	97.6	2	211	206	97.6	
200200837	4321100	THEMBALABANTU HIGH SCHOOL	3	4	78	48	61.5	19	53	37	69.8	17	54	43	79.6	

EASTERN CAPE

District Name	EMIS No	Centre No	Centre Name	Quintile	2017				2018				2019			
					No Progressed	Wrote	Achieved	% Achieved	No Progressed	Wrote	Achieved	% Achieved	No Progressed	Wrote	Achieved	% Achieved
BUFFALO CITY	200200838	4321101	THEMBALESIZWE S S S	3	3	13	5	38.5	4	11	5	45.5	0	13	11	84.6
	200200848	4321102	TOISE SENIOR SECONDARY SCHOOL	3	0	133	62	46.6	0	149	98	65.8	8	119	74	62.2
	200200857	4321103	TSHOLOMNQA HIGH SCHOOL	2	27	138	36	26.1	22	70	33	47.1	0	65	48	73.8
	200200872	4321104	ULWAZI HIGH SCHOOL	3	7	57	57	100.0	8	62	62	100.0	9	71	71	100.0
	200200874	4321105	UMTIZA HIGH SCHOOL	3	22	75	39	52.0	29	40	28	70.0	54	53	32	60.4
	200200876	4321106	UMZUVUKILE HIGH SCHOOL	2	12	46	26	56.5	17	22	11	50.0	34	35	21	60.0
	200201047	4321107	UNATHI SECONDARY SCHOOL	3	22	80	65	81.3	40	85	61	71.8	31	95	79	83.2
	200200881	4321108	UVIWE SENIOR SECONDARY SCHOOL	3	0	62	43	69.4	0	66	59	89.4	15	72	47	65.3
	200200886	4323109	VUKUHAMBE SCHOOL	9	0	4	4	100.0	2	4	2	50.0	8	3	3	100.0
	200200887	4321110	VULAMAZIBUKO HIGH SCHOOL	3	37	56	47	83.9	60	58	48	82.8	21	43	38	88.4
	200201051	4321111	WEST BANK SENIOR SECONDARY SCHOOL	4	0	46	35	76.1	0	39	29	74.4	2	69	52	75.4
	200200901	4321112	WESTBANK BANK HIGH SCHOOL	5	1	70	65	92.9	1	56	52	92.9	3	62	52	83.9
	200200906	4321113	WONGALETHU HIGH SCHOOL	3	2	90	29	32.2	0	82	38	46.3	0	35	33	94.3
	200200911	4321123	XOLANI SENIOR SECONDARY SCHOOL	3	2	53	38	71.7	12	72	51	70.8	10	60	45	75.0
	200200913	4321114	Z K MATTHEWS SENIOR SECONDARY SCHOOL	3	0	88	30	34.1	7	101	38	37.6	4	47	23	48.9
	200200925	4321116	ZANEMPUCUKO SENIOR SECONDARY SCHOOL	3	0	124	66	53.2	0	105	46	43.8	7	115	69	60.0
	200200947	4321117	ZINZANI SENIOR SECONDARY SCHOOL	3	17	47	17	36.2	21	48	29	60.4	8	46	34	73.9
200200951	4321119	ZUKHANYE SENIOR SECONDARY SCHOOL	3	10	45	25	55.6	7	39	14	35.9	3	50	19	38.0	
200200963	4321120	ZWELIYANDILA HIGH SCHOOL	2	5	71	4	5.6	7	38	4	10.5	0	10	3	30.0	
CHRIS HANI EAST	200600003	4261001	A M ZANTSI SENIOR SECONDARY SCHOOL	1	12	55	48	87.3	5	74	61	82.4	5	58	48	82.8
	200601046	4261002	ARTHUR MFEBE SENIOR SECONDARY SCHOOL	3	8	39	23	59.0	13	39	29	74.4	30	43	42	97.7
	200600452	4261003	BATANDWA NDONDO SENIOR SECONDARY SCH	3	0	74	50	67.6	18	31	23	74.2	20	27	22	81.5
	200601077	4261004	BUBELE SENIOR SECONDARY SCHOOL	2	2	9	5	55.6	3	10	6	60.0	4	8	5	62.5
	200600088	4261005	CALA SENIOR SECONDARY SCHOOL	3	0	172	60	34.9	21	87	42	48.3	33	82	42	51.2
	200600089	4261059	CALA VILLAGE SENIOR SECONDARY SCHOOL	3					0	111	56	50.5	12	123	77	62.6
	200400084	4261006	CLARKEBURY SENIOR SECONDARY SCHOOL	1	1	295	183	62.0	13	169	114	67.5	24	77	63	81.8
	200600109	4261007	COFIMVABA SENIOR SECONDARY SCHOOL	3	48	264	229	86.7	21	338	268	79.3	13	322	231	71.7
	200400094	4261008	CWECWENI SENIOR SECONDARY SCHOOL	1	0	99	60	60.6	33	59	47	79.7	33	58	50	86.2

EASTERN CAPE

District Name	EMIS No	Centre No	Centre Name	Quintile	2017				2018				2019				
					No Progressed	Wrote	Achieved	% Achieved	No Progressed	Wrote	Achieved	% Achieved	No Progressed	Wrote	Achieved	% Achieved	
CHRIS HANI EAST	200600123	4261009	D M SKOSANA SENIOR SECONDARY SCHOOL	2	0	62	27	43.5	5	53	24	45.3	14	40	29	72.5	
	200601092	4261010	DALIWONGA SENIOR SECONDARY SCHOOL	2	23	72	59	81.9	23	86	59	68.6	20	63	38	60.3	
	200400134	4261011	DOLOPHINI SENIOR SECONDARY SCHOOL	1	0	55	17	30.9	8	51	19	37.3	10	14	0	0.0	
	200401338	4261012	ELLIOT HIGH SCHOOL	4	0	28	15	53.6	2	24	14	58.3	10	19	14	73.7	
	200400159	4261013	EMIZAMOYETHU SENIOR SECONDARY SCHOOL	1	0	57	24	42.1	1	84	51	60.7	4	98	63	64.3	
	200400167	4261014	ENGCOBO VILLAGE SENIOR SECONDARY	3	0	70	34	48.6	13	87	58	66.7	22	97	67	69.1	
	200600195	4261015	FALO SENIOR SECONDARY SCHOOL	2	11	44	27	61.4	17	61	34	55.7	3	41	17	41.5	
	200300079	4261060	FALTEIN SENIOR SECONDARY SCHOOL	3									1	15	14	93.3	
	200300111	4261016	GOBINAMBA SENIOR SECONDARY SCHOOL	3	10	83	30	36.1	31	38	19	50.0	5	23	18	78.3	
	200400248	4261017	GWARUBANA SENIOR SECONDARY SCHOOL	1	0	56	27	48.2	36	54	34	63.0	20	51	34	66.7	
	200601112	4261018	HALA SENIOR SECONDARY SCHOOL	1	16	29	5	17.2	7	31	13	41.9	5	25	19	76.0	
	200601031	4261019	ISIKHOBANOMBEWU SENIOR SECONDARY SCHOOL	2	8	44	20	45.5	7	47	36	76.6	16	36	35	97.2	
	200300804	4261020	JONGIZIZWE SENIOR SECONDARY SCHOOL	2	2	32	15	46.9	9	26	14	53.8	3	15	10	66.7	
	200400324	4261021	KHANYOLWETHU SENIOR SECONDARY SCHOOL	2	0	53	22	41.5	17	64	52	81.3	16	86	69	80.2	
	200600335	4261022	KHWAZA SENIOR SECONDARY SCHOOL	2	13	37	13	35.1	5	30	20	66.7	30	36	29	80.6	
	200600359	4261023	L JENTILE SENIOR SECONDARY SCHOOL	2	0	17	16	94.1	3	17	14	82.4	3	21	20	95.2	
	200300207	4261024	LANGALETHU SENIOR SECONDARY SCHOOL	1	0	8	8	100.0	1	4	4	100.0	0	8	6	75.0	
	200601032	4261025	LOWER SEPLAN SENIOR SECONDARY SCHOOL	1	7	8	4	50.0	3	5	3	60.0	6	4	2	50.0	
	200300279	4261026	MANGELENGELE SENIOR SECONDARY SCHOOL	2	0	73	42	57.5	25	44	34	77.3	9	38	25	65.8	
	200400487	4261027	MANZANA SENIOR SECONDARY SCHOOL	2	0	169	85	50.3	18	377	261	69.2	1	279	179	64.2	
	200400504	4261028	MASIKHUTHALE PUBLIC SECONDARY SCHOOL	3	0	61	38	62.3	23	30	20	66.7	71	52	36	69.2	
	200404029	4261029	MASILINGANE SENIOR SECONDARY SCHOOL	1	0	36	21	58.3	12	24	16	66.7	6	24	15	62.5	
200600456	4261030	MAZIBUKO SENIOR SECONDARY SCHOOL	3	4	32	24	75.0	22	13	13	100.0	14	16	15	93.8		
200600470	4261031	MCEULA SENIOR SECONDARY SCHOOL	3	12	51	34	66.7	12	56	24	42.9	7	45	27	60.0		
200400552	4261032	MCOBOLOLO SENIOR SECONDARY SCHOOL	1	0	35	30	85.7	8	48	31	64.6	13	50	34	68.0		
200400584	4261033	MGUDLWA SENIOR SECONDARY SCHOOL	1	0	63	32	50.8	14	64	56	87.5	10	68	46	67.6		

EASTERN CAPE

District Name	EMIS No	Centre No	Centre Name	Quintile	2017				2018				2019			
					No Progressed	Wrote	Achieved	% Achieved	No Progressed	Wrote	Achieved	% Achieved	No Progressed	Wrote	Achieved	% Achieved
CHRIS HANI EAST	200300343	4261034	MIDDLE ZOLO SENIOR SECONDARY SCHOOL	3	0	7	5	71.4	9	3	2	66.7	4	2	2	100.0
	200601096	4261035	MTETUVUMILE SENIOR SECONDARY SCHOOL	1	4	75	34	45.3	30	34	26	76.5	13	24	18	75.0
	200300079	4261061	MTHINGWEVU SENIOR SECONDARY SCHOOL	3									0	18	14	77.8
	200400693	4261037	MZIKAYISE DALASILE SECONDARY SCHOOL	2	0	101	75	74.3	35	87	54	62.1	27	99	51	51.5
	200601139	4261038	MZIMVUBU SENIOR SECONDARY SCHOOL	2	16	30	16	53.3	6	18	8	44.4	3	18	5	27.8
	200600552	4261039	NCUNCUZO SENIOR SECONDARY SCHOOL	2	30	39	26	66.7	12	131	94	71.8	26	88	64	72.7
	0	4261062	NDEMA SENIOR SECONDARY SCHOOL	2									6	10	6	60.0
	200300845	4261040	NDYEBO NTSALUBA SENIOR SECONDARY SCH	1	0	77	66	85.7	11	71	58	81.7	0	67	61	91.0
	200400773	4261041	NGUBESIZWE SENIOR SECONDARY SCHOOL	1					32	65	56	86.2	32	66	56	84.8
	200401313	4261042	NOSIMO TECHNICAL HIGH SCHOOL	1	0	45	13	28.9	0	22	12	54.5	3	12	11	91.7
	200400893	4261043	NYANGA SENIOR SECONDARY SCHOOL	3	0	194	160	82.5	55	154	139	90.3	31	154	147	95.5
	200400905	4261045	PAKAMANI SENIOR SECONDARY SCHOOL	1	1	205	135	65.9	35	167	132	79.0	30	179	138	77.1
	200601047	4261046	SABATA SENIOR SECONDARY SCHOOL	1	19	44	22	50.0	27	16	13	81.3	11	23	22	95.7
	200600743	4261047	SIFONONDILE SENIOR SECONDARY SCHOOL	2	0	29	9	31.0	1	23	5	21.7	2	21	6	28.6
	200401009	4261048	SITOZA SENIOR SECONDARY SCHOOL	1	0	83	32	38.6	39	57	47	82.5	23	98	84	85.7
	200600756	4261049	SIYABALALA SENIOR SECONDARY SCHOOL	1	11	23	9	39.1	10	17	11	64.7	7	16	9	56.3
	200600987	4261050	ST JAMES SENIOR SECONDARY SCHOOL	3	6	235	226	96.2	14	238	220	92.4	11	241	170	70.5
	200300612	4261052	TSOMO SENIOR SECONDARY SCHOOL	3	30	171	88	51.5	41	105	53	50.5	31	131	77	58.8
	200401199	4261054	ZULULIYAZONGAMA SENIOR SECONDARY	1	0	125	83	66.4	63	130	87	66.9	41	129	100	77.5
	200601045	4261055	ZWELANDILE SENIOR SECONDARY SCHOOL	3	35	35	26	74.3	12	32	15	46.9	17	32	32	100.0
	200401213	4261056	ZWELIHLE SENIOR SECONDARY SCHOOL	1	0	46	33	71.7	6	37	29	78.4	4	28	19	67.9
	200401223	4261057	ZWELIVUMILE SENIOR SECONDARY SCHOOL	1	0	78	32	41.0	48	54	40	74.1	22	7	0	0.0
	200300708	4261063	ZWELIVUMILE SENIOR SECONDARY SCHOOL	2									44	77	61	79.2
	200300711	4261058	ZWELIXOLILE SENIOR SECONDARY SCHOOL	2	0	17	11	64.7	7	28	19	67.9	1	16	7	43.8

EASTERN CAPE

District Name	EMIS No	Centre No	Centre Name	Quintile	2017				2018				2019			
					No Progressed	Wrote	Achieved	% Achieved	No Progressed	Wrote	Achieved	% Achieved	No Progressed	Wrote	Achieved	% Achieved
CHRIS HANI WEST	200600004	4331001	ABAMBO HIGH SCHOOL	2	1	94	42	44.7	12	99	44	44.4	11	61	39	63.9
	200600677	4331002	BENGU AGRICULTURAL HIGH SCHOOL	1	18	17	14	82.4	1	23	19	82.6	6	20	15	75.0
	200600076	4331003	BULELANI SENIOR SECONDARY SCHOOL	3	0	133	109	82.0	36	148	118	79.7	64	123	111	90.2
	200600082	4331004	CACADU SENIOR SECONDARY SCHOOL	2	21	36	25	69.4	12	34	21	61.8	26	23	18	78.3
	200600117	4331005	CRADOCK HIGH SCHOOL	5	3	83	82	98.8	0	69	66	95.7	7	72	71	98.6
	200600356	4334006	CRADOCK PRISON	3	0	7	7	100.0	0	7	7	100.0	11	23	23	100.0
	200600139	4331007	DORDRECHT HIGH SCHOOL	4	0	21	20	95.2	1	26	25	96.2	1	34	30	88.2
	200600155	4331008	ECHIBINI SENIOR SECONDARY SCHOOL	3	10	33	10	30.3	12	16	7	43.8	36	13	13	100.0
	200600163	4331009	EKUPHUMLENI HIGH SCHOOL	3	0	152	118	77.6	5	222	164	73.9	12	175	140	80.0
	200600162	4331010	EKUPHUMLENI SENIOR SECONDARY SCHOOL	3	21	31	22	71.0	2	27	13	48.1	52	30	23	76.7
	200600204	4331011	FREEMANTLE SENIOR SECONDARY SCHOOL	2	40	107	102	95.3	66	79	76	96.2	38	60	58	96.7
	200600206	4331012	FUNDA HIGH SCHOOL	3	0	86	71	82.6	10	50	40	80.0	7	98	62	63.3
	200600211	4331013	GCINUBUZWE SENIOR SECONDARY SCHOOL	1	0	53	28	52.8	23	46	23	50.0	18	46	32	69.6
	200601181	4332014	GET AHEAD	9	0	62	56	90.3	0	51	47	92.2	5	94	73	77.7
	200600253	4331015	HEWU	3	0	35	10	28.6	6	29	9	31.0	0	25	5	20.0
	200600693	4331016	HEXAGON HIGH SCHOOL	5	0	114	108	94.7	6	93	88	94.6	6	88	77	87.5
	200600267	4331017	HOERSKOOL HANGKLIP	5	0	62	60	96.8	3	43	41	95.3	1	70	69	98.6
	200600282	4331018	IDA HIGH SCHOOL	2	0	16	8	50.0	2	27	22	81.5	0	10	6	60.0
	200600286	4331019	IKHWEZI LOKUSA SENIOR SECONDARY	1	0	12	1	8.3	1	10	2	20.0	8	10	4	40.0
	200600288	4331020	IKWEZI SENIOR SECONDARY SCHOOL	2	0	75	23	30.7	5	40	22	55.0	3	45	28	62.2
	200600296	4331021	INDWE HIGH SCHOOL	4	2	44	30	68.2	0	33	28	84.8	1	29	22	75.9
	200600229	4331022	INYATHI HIGH SCHOOL	3	0	51	44	86.3	36	61	51	83.6	43	84	75	89.3
	200600301	4331023	ISIVIVANE SENIOR SECONDARY	1	0	17	0	0.0	3	11	3	27.3	0	10	5	50.0
	200600304	4331024	J A CALATA SENIOR SECONDARY SCHOOL	3	48	64	60	93.8	21	93	79	84.9	19	67	66	98.5
	200600307	4331025	JOE SLOVO FREEDOM HIGH SCHOOL	3	0	38	30	78.9	33	82	53	64.6	35	57	42	73.7
	200601022	4331026	JOHN NOAH HIGH SCHOOL	3	0	60	27	45.0	8	77	27	35.1	17	41	25	61.0
	200600981	4331027	KHANYA HIGH SCHOOL	3	0	26	8	30.8	1	27	5	18.5	3	25	9	36.0
	200600345	4331028	KOPANO SENIOR SECONDARY SCHOOL	3	6	20	14	70.0	6	25	16	64.0	3	15	11	73.3
	200601065	4331029	KWA-KOMANI COMP	3	0	173	112	64.7	38	160	102	63.8	5	133	87	65.4
	200600353	4331030	KWA-MHLONTLO SENIOR SECONDARY SCHOOL	1	8	64	15	23.4	15	43	19	44.2	24	21	17	81.0
200600886	4331031	LAVELILANGA SENIOR SECONDARY SCHOOL	3	0	15	5	33.3	4	17	7	41.2	5	19	7	36.8	
200600375	4331032	LINGELIHLE SENIOR SECONDARY SCHOOL	3	1	82	57	69.5	43	57	31	54.4	44	35	31	88.6	

EASTERN CAPE

District Name	EMIS No	Centre No	Centre Name	Quintile	2017				2018				2019				
					No Progressed	Wrote	Achieved	% Achieved	No Progressed	Wrote	Achieved	% Achieved	No Progressed	Wrote	Achieved	% Achieved	
CHRIS HANI WEST	200600394	4331033	LUKHANYO HIGH SCHOOL	2	11	29	9	31.0	23	39	20	51.3	34	17	13	76.5	
	200600400	4331034	LUVUYO LERUMO SCHOOL	3	1	147	65	44.2	29	95	42	44.2	56	94	46	48.9	
	200601105	4331035	MANZUZULU SENIOR SECNDARY SCHOOL	3	1	44	18	40.9	0	50	20	40.0	4	11	9	81.8	
	200600441	4331036	MARIA LOUW HIGH SCHOOL	4	0	117	99	84.6	30	100	80	80.0	34	133	105	78.9	
	200600265	4331037	MARLOW AGRICULTURAL HIGH SCHOOL	3	0	44	44	100.0	0	35	35	100.0	1	37	36	97.3	
	200600447	4331038	MASIKHANYISE HIGH SCHOOL	3	83	69	49	71.0	21	39	31	79.5	53	77	59	76.6	
	200600453	4331039	MATTHEW GONIWE COMPREHENSIVE SCHOOL	3	15	14	5	35.7	22	34	23	67.6	15	22	15	68.2	
	200600458	4331040	MBEKWENI HIGH SCHOOL	2	0	39	21	53.8	16	40	27	67.5	15	16	14	87.5	
	200600482	4331041	MICHAUSDAL SECONDARY SCHOOL	3	11	76	52	68.4	41	59	44	74.6	22	49	47	95.9	
	200600483	4331042	MIDDELBURG HIGH SCHOOL	4	2	32	30	93.8	0	32	30	93.8	2	29	28	96.6	
	200600484	4331043	MIDDELLAND SECONDARY SCHOOL	2	45	112	82	73.2	27	83	60	72.3	55	91	62	68.1	
	200600977	4331044	MKAPUSI SENIOR SECONDARY SCHOOL	2	0	26	6	23.1	3	19	8	42.1	3	11	9	81.8	
	200600503	4331045	MOLTENO HIGH SCHOOL	4	3	16	4	25.0	1	14	12	85.7	2	11	9	81.8	
	200601142	4331046	MOUNT ARTHUR SENIOR SECONDARY SCHOOL	2	18	92	58	63.0	38	83	72	86.7	31	66	54	81.8	
	200600528	4331047	MTIRARA SENIOR SECONDARY SCHOOL	1	8	71	39	54.9	1	85	40	47.1	16	62	42	67.7	
	200601146	4331048	MZAMO SENIOR SECONDARY SCHOOL	1	11	22	15	68.2	9	25	14	56.0	14	23	8	34.8	
	200600539	4331049	MZAMOMHLE HIGH SCHOOL	2	0	15	12	80.0	1	8	5	62.5	0	12	6	50.0	
	200600542	4331050	N MOTMAN PUBLIC SCHOOL	3	0	99	69	69.7	10	92	57	62.0	0	106	65	61.3	
	200600556	4331051	NDLOVUKAZI HIGH SCHOOL	3	1	123	96	78.0	13	123	109	88.6	22	93	82	88.2	
	200600576	4331052	NGUBENGCUKA SENIOR SECONDARY SCHOOL	3	0	21	12	57.1	13	14	7	50.0	7	18	12	66.7	
	200600963	4331053	NKWANCA HIGH SCHOOL	3	0	134	91	67.9	43	116	92	79.3	75	154	123	79.9	
	200600986	4331054	NOMPUMELELO HIGH SCHOOL	3	0	71	49	69.0	9	87	30	34.5	7	80	49	61.3	
	200600614	4331055	NONKQUBELA SENIOR SECONDARY SCHOOL	2	0	24	3	12.5	0	12	4	33.3	2	6	3	50.0	
	200600615	4331056	NONKULULEKO SENIOR SECONDARY SCHOOL	1	1	15	1	6.7	0	11	5	45.5	0	9	3	33.3	
	200600642	4331057	NTSOKOTHA SENIOR SECONDARY SCHOOL	2	1	154	134	87.0	30	139	125	89.9	25	145	123	84.8	
	200600643	4331061	NTUNJA SENIOR SECONDARY SCHOOL	1	0	30	7	23.3	2	23	9	39.1	8	10	7	70.0	
	200600651	4331059	NZIMANKULU SENIOR SECONDARY SCHOOL	1	4	79	54	68.4	17	126	76	60.3	21	72	37	51.4	
	200600799	4332062	OLIVET PRIVATE SCHOOL	9	0	4	3	75.0	0	9	8	88.9	0	16	14	87.5	
	200601029	4331094	PAKAMANI SENIOR SECONDARY SCHOOL	3									8	13	10	76.9	
	200600969	4331063	PHAKAMA HOFMEYR HIGH SCHOOL	1	4	29	16	55.2	0	27	14	51.9	6	19	11	57.9	

EASTERN CAPE

District Name	EMIS No	Centre No	Centre Name	Quintile	2017				2018				2019				
					No Progressed	Wrote	Achieved	% Achieved	No Progressed	Wrote	Achieved	% Achieved	No Progressed	Wrote	Achieved	% Achieved	
CHRIS HANI WEST	200600667	4331064	PHAKAMANI SENIOR SECONDARY SCHOOL	2	0	27	18	66.7	0	19	12	63.2	0	7	4	57.1	
	200600673	4331065	PUMLANI SENIOR SECONDARY SCHOOL	1	4	49	32	65.3	18	47	44	93.6	21	62	36	58.1	
	200600691	4331066	QUEEN'S COLLEGE BOYS' HIGH SCHOOL	5	0	104	102	98.1	0	96	95	99.0	1	82	77	93.9	
	200600694	4331067	QUEENSTOWN GIRLS HIGH SCHOOL	5	0	101	101	100.0	0	101	101	100.0	0	92	92	100.0	
	200600705	4331068	RAYMOND MHLABA SENIOR SECONDARY	3	0	29	20	69.0	12	32	19	59.4	10	53	42	79.2	
	200600071	4332069	ROYAL ACADEMY	9	0	62	39	62.9	0	48	16	33.3	0	29	16	55.2	
	200601192	4331090	SADA SCHOOL OF EXCELLENCE	1	0	14	8	57.1	1	6	5	83.3	0	6	5	83.3	
	200600738	4331070	SIBONILE SENIOR SECONDARY SCHOOL	3	0	16	7	43.8	0	13	8	61.5	2	9	8	88.9	
	200600739	4331071	SIBUYELE COMBINED SCHOOL	2	1	22	15	68.2	10	34	28	82.4	1	36	22	61.1	
	200600760	4331073	SIYAPHAKAMA SENIOR SECONDARY SCHOOL	3	0	31	25	80.6	2	28	15	53.6	4	35	22	62.9	
	200600777	4331075	SOSEBENZA SENIOR SECONDARY SCHOOL	2	0	26	5	19.2	3	28	4	14.3	1	16	5	31.3	
	200601117	4331076	SOVUKA SIKHANYE HIGH SCHOOL	2	0	15	3	20.0	0	11	4	36.4	1	16	9	56.3	
	200600779	4331077	SOYISILE SENIOR SECONDARY SCHOOL	2	0	18	12	66.7	4	21	13	61.9	8	27	19	70.4	
	200600816	4331078	TAMBEKILE SENIOR SECONDARY SCHOOL	2	48	47	25	53.2	35	48	33	68.8	19	35	27	77.1	
	200600819	4331079	TARKASTAD HIGH SCHOOL	4	0	21	21	100.0	0	28	26	92.9	1	31	31	100.0	
	200600840	4331080	THOZAMISA SENIOR SECONDARY SCHOOL	2	9	24	19	79.2	1	16	14	87.5	11	14	12	85.7	
	200600885	4331081	VELALANGA SENIOR SECONDARY SCHOOL	3	0	12	3	25.0	2	7	4	57.1	3	13	3	23.1	
	200600898	4331083	VUSELELA COMBINED SCHOOL	2	0	37	16	43.2	0	21	15	71.4	0	27	24	88.9	
	200600903	4331084	W B RUBUSANA SENIOR SECONDARY SCHOOL	3	0	65	47	72.3	48	68	48	70.6	32	98	59	60.2	
	200600936	4331085	ZAMOKUHLE SENIOR SECONDARY SCHOOL	3	0	35	15	42.9	0	49	17	34.7	15	15	12	80.0	
200600939	4331086	ZANABANTU HIGH SCHOOL	3	3	3	3	100.0	5	20	13	65.0	0	12	6	50.0		
200600952	4331088	ZOLANI JUNIOR SECONDARY SCHOOL	3	0	32	18	56.3	11	44	17	38.6	2	52	32	61.5		
200600956	4331089	ZWELEDINGA HIGH SCHOOL	2	0	72	44	61.1	6	51	34	66.7	3	49	38	77.6		
JOE GQABI	200600012	4271001	ALIWAL NORTH HIGH SCHOOL	5	1	100	97	97.0	0	92	86	93.5	0	97	95	97.9	
	200600266	4271002	BARKLY EAST HIGH SCHOOL	4	6	34	30	88.2	6	37	36	97.3	2	17	15	88.2	
	200500027	4271003	BETHANIA SENIOR SECONDARY SCHOOL	1	7	38	7	18.4	0	12	12	100.0	4	48	44	91.7	
	200600048	4271004	BISHOP DEMONT SECONDARY SCHOOL	3	55	58	36	62.1	47	37	19	51.4	6	22	16	72.7	
	200600049	4271005	BLIKANA SENIOR SECONDARY SCHOOL	2	41	43	28	65.1	18	48	23	47.9	0	34	24	70.6	

EASTERN CAPE

District Name	EMIS No	Centre No	Centre Name	Quintile	2017				2018				2019				
					No Progressed	Wrote	Achieved	% Achieved	No Progressed	Wrote	Achieved	% Achieved	No Progressed	Wrote	Achieved	% Achieved	
JOE GQABI	200600078	4271006	BURGERSDORP HIGH SCHOOL	4	1	50	49	98.0	0	44	41	93.2	0	55	52	94.5	
	200401280	4271008	DINIZULU SENIOR SECONDARY SCHOOL	2	7	51	11	21.6	30	31	16	51.6	12	30	26	86.7	
	200600152	4271009	EBENEZER NYATHI SENIOR SECONDARY	3	33	62	33	53.2	35	62	49	79.0	31	54	48	88.9	
	200501208	4271010	EDWARD ZIBI SENIOR SECONDARY SCHOOL	1	5	43	27	62.8	6	78	44	56.4	0	103	89	86.4	
	200600160	4271011	EGQILI SENIOR SECONDARY SCHOOL	3	15	89	69	77.5	21	104	92	88.5	30	98	63	64.3	
	200600190	4271012	ETHEMBENI SECONDARY SCHOOL	3	7	76	40	52.6	16	77	54	70.1	13	79	63	79.7	
	200400502	4271051	FRANK ZIBI AGRICULTURAL HIGH SCHOOL	3									1	23	15	65.2	
	200600291	4271013	IMPUMELELO SENIOR SECONDARY SCHOOL	3	29	65	17	26.2	2	77	25	32.5	6	47	23	48.9	
	200400282	4271014	JAMANGILE SENIOR SECONDARY SCHOOL	2	27	27	19	70.4	30	42	37	88.1	11	26	24	92.3	
	200600308	4271015	JONAS GODUKA SENIOR SECONDARY SCHOOL	2	16	29	15	51.7	15	11	7	63.6	0	18	5	27.8	
	200501361	4271016	KHANYA SENIOR SECONDARY SCHOOL	1	8	130	96	73.8	20	142	121	85.2	19	162	144	88.9	
	200500359	4271017	KHORONG SENIOR SECONDARY SCHOOL	1	8	39	27	69.2	9	117	62	53.0	8	216	129	59.7	
	200400338	4271018	KUYASA SENIOR SECONDARY SCHOOL	1	4	16	12	75.0	11	18	9	50.0	6	17	17	100.0	
	200600985	4271019	LADY GREY ACADEMY	4	4	49	43	87.8	9	60	50	83.3	7	55	45	81.8	
	200501358	4271020	LEHANA SENIOR SECONDARY SCHOOL	1	108	304	217	71.4	76	339	172	50.7	86	249	185	74.3	
	200600399	4271021	LUVUMELWANO SENIOR SECONDARY SCHOOL	2	0	45	32	71.1	5	60	42	70.0	30	37	29	78.4	
	200500487	4271022	LUZIE DRIFT SENIOR SECONDARY SCHOOL	1	53	80	55	68.8	10	77	58	75.3	19	55	51	92.7	
	200400434	4271023	MACLEAR HIGH SCHOOL	4	0	23	23	100.0	0	24	23	95.8	4	16	16	100.0	
	200600424	4271024	MALCOMESS SECODARY SCHOOL	3	31	79	49	62.0	28	98	63	64.3	23	54	46	85.2	
	200600428	4271025	MALIKHANYE SENIOR SECONDARY SCHOOL	3	26	30	20	66.7	43	28	19	67.9	46	46	24	52.2	
	200600446	4271026	MASAKHANE SENIOR SECONDARY SCHOOL	2	18	32	21	65.6	22	24	12	50.0	4	33	24	72.7	
	200600476	4271027	MEHLOMAKHULU SENIOR SECONDARY	2	70	92	63	68.5	14	44	33	75.0	58	114	81	71.1	
	200501371	4271028	MHLONTLO SENIOR SECONDARY SCHOOL	1	15	50	21	42.0	4	50	21	42.0	9	19	10	52.6	
	200600972	4271029	MZOMHLE SENIOR SECONDARY	2	14	40	16	40.0	3	44	18	40.9	14	22	18	81.8	
200600589	4271030	NKULULEKO SENIOR SECONDARY SCHOOL	3	15	18	12	66.7	31	19	14	73.7	25	25	19	76.0		
200600606	4271031	NOMPUMELELO SENIOR SECONDARY SCHOOL	2	3	33	14	42.4	1	16	6	37.5	0	20	9	45.0		

EASTERN CAPE

District Name	EMIS No	Centre No	Centre Name	Quintile	2017				2018				2019					
					No Progressed	Wrote	Achieved	% Achieved	No Progressed	Wrote	Achieved	% Achieved	No Progressed	Wrote	Achieved	% Achieved		
JOE GQABI	200600638	4271032	NTLALO SENIOR SECONDARY SCHOOL	3	23	16	16	100.0	13	20	19	95.0	8	59	41	69.5		
	200600649	4271033	NYATHELA SENIOR SECONDARY SCHOOL	2	21	54	27	50.0	7	61	31	50.8	8	34	28	82.4		
	200600670	4271034	PHAMBILI MZONTSUNDU SENIOR SECONDARY	3	30	33	19	57.6	6	31	23	74.2	23	27	27	100.0		
	200600708	4271035	REX MDEBUKA SENIOR SECONDARY SCHOOL	3	11	44	12	27.3	11	40	21	52.5	15	17	16	94.1		
	200400976	4271036	SAMUEL NOMBWU SENIOR SECONDARY SCHO	2	0	45	41	91.1	4	25	23	92.0	2	55	34	61.8		
	200400993	4271037	SIBABALE SENIOR SECONDARY SCHOOL	3	16	94	49	52.1	9	80	37	46.3	22	46	33	71.7		
	200501098	4271038	SIDINANE SENIOR SECONDARY SCHOOL	2	76	135	114	84.4	93	175	136	77.7	80	97	84	86.6		
	200601001	4271039	SIMPHIWE KHETHWA SECONDARY SCHOOL	3	15	22	5	22.7	4	21	16	76.2	0	18	14	77.8		
	200600037	4271040	SIVUMELENE SENIOR SECONDARY SCHOOL	1	0	9	1	11.1	10	17	8	47.1	0	23	16	69.6		
	200401023	4271041	SOPHONIA SENIOR SECONDARY SCHOOL	1	2	22	8	36.4	2	17	9	52.9	0	11	4	36.4		
	200600795	4271042	ST TERESA HIGH SCHOOL	1	44	113	92	81.4	50	146	109	74.7	60	165	137	83.0		
	200601149	4272043	STERKSPRUIT CHRISTIAN SCHOOL	9	0	20	20	100.0	0	27	27	100.0	0	15	14	93.3		
	200600801	4271044	STERKSPRUIT SENIOR SECONDARY SCHOOL	3	84	149	107	71.8	80	154	81	52.6	84	154	110	71.4		
	200501194	4271045	THAKABANNA SENIOR SECONDARY SCHOOL	1	14	62	40	64.5	22	37	32	86.5	44	54	42	77.8		
	200401053	4271046	THOMAS NTABA SENIOR SECONDARY SCHOOL	2	15	128	91	71.1	25	93	62	66.7	25	76	63	82.9		
	200600849	4271047	TLOKWENG SENIOR SECONDARY SCHOOL	1	57	194	132	68.0	0	168	131	78.0	84	163	102	62.6		
	200501388	4271048	TSITSANA COMP S S SCHOOL	3	6	18	11	61.1	4	49	21	42.9	9	32	15	46.9		
	200401085	4271049	UGIE HIGH SCHOOL	4	0	32	26	81.3	1	31	29	93.5	0	37	37	100.0		
	200401361	4271050	UMTHAWELANGA S S SCHOOL	3	14	60	51	85.0	12	70	59	84.3	17	71	60	84.5		
NELSON MANDELA METRO	200100019	4342098	AL AZHAR INSTITUTE	9	0	15	15	100.0	0	16	16	100.0	0	20	20	100.0		
	200100021	4341002	ALEXANDER ROAD HIGH SCHOOL	5	0	206	203	98.5	0	213	211	99.1	0	210	202	96.2		
	200100037	4341003	ARCADIA SENIOR SECONDARY SCHOOL	3	38	53	29	54.7	67	30	19	63.3	0	18	13	72.2		
	200100957	4341004	BERTRAM SECONDARY SCHOOL	3	47	100	70	70.0	29	103	65	63.1	0	56	45	80.4		
	200100064	4341005	BETHELSDORP COMPREHENSIVE SCHOOL	3	18	89	76	85.4	29	70	54	77.1	32	108	75	69.4		
	200100079	4341006	BOOYSEN PARK SECONDARY SCHOOL	3	45	63	28	44.4	21	92	33	35.9	0	72	47	65.3		
	200100312	4341007	BRANDWAG HIGH SCHOOL	5	0	176	174	98.9	0	138	138	100.0	0	157	154	98.1		
	200100977	4342008	BRYLIN HIGH SCHOOL	9	3	31	25	80.6	1	10	9	90.0	1	18	16	88.9		
	200100104	4343009	CAPE RECIFE HIGH SCHOOL	9	0	34	27	79.4	2	29	22	75.9	0	30	28	93.3		

EASTERN CAPE

District Name	EMIS No	Centre No	Centre Name	Quintile	2017				2018				2019					
					No Progressed	Wrote	Achieved	% Achieved	No Progressed	Wrote	Achieved	% Achieved	No Progressed	Wrote	Achieved	% Achieved		
NELSON MANDELA METRO	200100111	4341010	CHAPMAN HIGH SCHOOL	3	35	118	101	85.6	48	106	90	84.9	52	109	91	83.5		
	200100114	4341011	CHATTY SENIOR SECONDARY SCHOOL	3	37	61	28	45.9	37	74	34	45.9	0	80	30	37.5		
	200100118	4341012	CHUBEKILE SENIOR SECONDARY SCHOOL	3	3	48	22	45.8	0	59	28	47.5	15	67	38	56.7		
	200100119	4341013	CINGANI HIGH SCHOOL	3	3	110	32	29.1	22	60	46	76.7	60	87	80	92.0		
	200100131	4341014	COLLEGIATE GIRLS HIGH SCHOOL	5	0	125	125	100.0	0	135	135	100.0	0	156	156	100.0		
	200100137	4341015	COSELELANI SENIOR SECONDARY SCHOOL	3					14	21	11	52.4	0	11	11	100.0		
	200100139	4341016	COWAN HIGH SCHOOL	3	27	129	78	60.5	25	129	87	67.4	41	108	96	88.9		
	200100909	4341017	DANIEL PIENAAR THS	5	0	127	119	93.7	9	135	131	97.0	2	129	113	87.6		
	200100151	4341018	DAVID LIVINGSTONE SENIOR SECONDARY	3					40	45	18	40.0	26	31	18	58.1		
	200100177	4341019	DOUGLAS MBOPA SENIOR SECONDARY	3	27	185	107	57.8	0	83	67	80.7	21	147	139	94.6		
	200100190	4342021	EDU-COLLEGE HIGH SCHOOL	9	0	24	19	79.2	1	19	15	78.9	0	22	15	68.2		
	200100954	4341023	ETHEMBENI ENRICHMENT CENTRE	3	0	60	55	91.7	0	80	79	98.8	2	76	64	84.2		
	200100186	4341020	EZ KABANE HIGH SCHOOL	3					25	45	18	40.0	0	35	22	62.9		
	200100238	4341024	GAMBLE STREET SECONDARY SCHOOL	3	0	71	56	78.9	34	110	64	58.2	45	150	102	68.0		
	200100244	4341025	GELVANDALE HIGH SCHOOL	4					19	102	66	64.7	50	93	77	82.8		
	200100277	4341026	GREY BOYS HIGH	5	0	89	88	98.9	0	163	161	98.8	0	183	180	98.4		
	200100063	4342102	HAPPY HOME ACADEMY	3					0	40	28	70.0	0	27	18	66.7		
	200100308	4341027	HILLSIDE SECONDARY SCHOOL	3	7	66	52	78.8	42	84	63	75.0	37	75	54	72.0		
	200100033	4341028	HOERSKOOL ANDREW RABIE	4	1	80	69	86.3	6	56	53	94.6	3	51	46	90.2		
	200100313	4341029	HOERSKOOL CILLIE	3	7	118	101	85.6	14	132	117	88.6	18	87	82	94.3		
	200100162	4341031	HOERSKOOL DESPATCH	5	0	125	122	97.6	0	133	118	88.7	3	118	110	93.2		
	200100165	4341030	HOERSKOOL DF MALHERBE	5	2	129	123	95.3	0	109	105	96.3	1	115	115	100.0		
	200100230	4341032	HOERSKOOL FRAMESBY	5	0	189	189	100.0	1	181	175	96.7	0	165	159	96.4		
	200100607	4341033	HOERSKOOL OTTO DU PLESSIS	5	4	140	111	79.3	7	125	99	79.2	0	126	103	81.7		
	200101031	4342099	INSIGHT LEARNING CENTRE	9	0	6	2	33.3	0	2	2	100.0	0	4	3	75.0		
	200100344	4341035	ITHEMBELIHLE COMPREHENSIVE SCHOOL	3	21	79	32	40.5	0	67	49	73.1	10	83	77	92.8		
	200100347	4341036	JAMES JOLOBE SENIOR SECONDARY SCHOOL	3	1	44	25	56.8	28	40	26	65.0	36	28	24	85.7		
	200100357	4341037	JOHN WALTON SECONDARY SCHOOL	3	0	105	67	63.8	31	83	52	62.7	42	120	95	79.2		
	200100973	4342097	KABEGA CHRISTELIKE SKOOL	9	0	27	26	96.3	0	13	13	100.0	0	13	10	76.9		
	200100892	4343038	KHANYISA SCHOOL FOR THE BLIND	9					0	3	3	100.0	0	4	3	75.0		
200100381	4341039	KHUMBULANI HIGH SCHOOL	3	28	90	51	56.7	27	103	65	63.1	22	101	64	63.4			
200100384	4341034	KHWEZI LOMSO COMPREHENSIVE SCHOOL	3	36	201	161	80.1	19	171	125	73.1	7	246	168	68.3			

EASTERN CAPE

District Name	EMIS No	Centre No	Centre Name	Quintile	2017				2018				2019				
					No Progressed	Wrote	Achieved	% Achieved	No Progressed	Wrote	Achieved	% Achieved	No Progressed	Wrote	Achieved	% Achieved	
NELSON MANDELA METRO	200100927	4341040	KWAMAGXAKI HIGH SCHOOL	3	70	126	61	48.4	12	141	57	40.4	0	86	61	70.9	
	200100427	4341041	KWAZAKHELE HIGH SCHOOL	3	28	108	54	50.0	41	48	31	64.6	36	65	43	66.2	
	200100449	4341042	LAWSON BROWN HIGH	3	0	133	112	84.2	0	163	138	84.7	2	128	110	85.9	
	200100454	4341043	LIMEKHAYA SECONDARY SCHOOL	3	0	41	33	80.5	42	53	46	86.8	39	44	33	75.0	
	200100133	4341044	LINKSIDE HIGH SCHOOL	5	0	106	101	95.3	0	154	130	84.4	3	124	106	85.5	
	200100468	4341045	LOYISO SENIOR SECONDARY SCHOOL	3	33	26	16	61.5	59	47	39	83.0	39	69	53	76.8	
	200100472	4341046	LUNGISA HIGH SCHOOL	3	35	126	46	36.5	41	103	47	45.6	0	58	32	55.2	
	200100494	4341047	MARY MOUNT RC SECONDARY SCHOOL	5	0	72	43	59.7	6	63	40	63.5	2	60	41	68.3	
	200100497	4341048	MASIBAMBANE SENIOR SECONDARY SCHOOL	3	53	59	18	30.5	40	58	24	41.4	34	48	22	45.8	
	200100498	4341049	MASIPHATHISANE SENIOR SECONDARY	3	9	346	148	42.8	19	135	113	83.7	15	169	92	54.4	
	200100503	4341050	MC CARTHY COMPREHENSIVE SCHOOL	3	0	44	22	50.0	52	38	14	36.8	96	25	14	56.0	
	200100509	4341051	MFESANE SENIOR SECONDARY SCHOOL	3	8	85	64	75.3	0	86	58	67.4	39	65	49	75.4	
	200100525	4341052	MOLLY BLACKBURN S S S	3	7	165	107	64.8	80	118	69	58.5	66	109	77	70.6	
	200100117	4341053	MORNINGSIDE HIGH SCHOOL	5	0	98	68	69.4	4	92	52	56.5	14	99	74	74.7	
	200100531	4341054	MOTHERWELL HIGH SCHOOL	3	63	104	73	70.2	78	92	75	81.5	34	98	90	91.8	
	200100538	4341055	MUIR COLLEGE BOYS HIGH SCHOOL	5	0	83	82	98.8	0	56	52	92.9	1	70	64	91.4	
	200100546	4341056	MZONTSUNDU SENIOR SECONDARY SCHOOL	3	50	81	45	55.6	53	56	35	62.5	8	53	34	64.2	
	200101034	4342057	NASRUDDIN ISLAMIC HIGH SCHOOL	9	0	22	17	77.3	0	29	29	100.0	0	23	21	91.3	
	200100555	4341058	NCEDO SENIOR SECONDARY SCHOOL	3	42	81	42	51.9	50	63	45	71.4	34	64	36	56.3	
	200100556	4341059	NDYEBO SENIOR SECONDARY SCHOOL	3	6	102	54	52.9	20	82	56	68.3	25	55	52	94.5	
	200100558	4341060	NDZONDELELO HIGH SCHOOL	3	11	205	125	61.0	60	112	82	73.2	60	187	134	71.7	
	200100563	4341061	NEWELL PUBLIC SECONDARY SCHOOL	3	22	48	29	60.4	16	47	25	53.2	44	52	44	84.6	
	200100567	4341062	NEWTON T H S	5	1	137	107	78.1	4	112	78	69.6	0	99	92	92.9	
	200100572	4341063	NKULULEKO SENIOR SCONDARY SCHOOL	3	4	61	40	65.6	37	100	53	53.0	21	17	13	76.5	
	200100893	4343064	NORTHERN LIGHTS SCHOOL	9	0	16	7	43.8	0	8	7	87.5	4	9	8	88.9	
	200100618	4341065	PATERSON HIGH SCHOOL	3	111	105	79	75.2	3	78	60	76.9	6	96	79	82.3	
	200100619	4341066	PEARSON HIGH SCHOOL	5	0	206	205	99.5	0	223	222	99.6	0	233	232	99.6	
	200100626	4341067	PHAKAMISA SENIOR SECONDARY SCHOOL	3	36	114	27	23.7	22	47	20	42.6	21	45	32	71.1	
	200100627	4341068	PHAPHANI SENIOR SECONDARY SCHOOL	3	0	33	23	69.7	14	72	28	38.9	17	28	24	85.7	
	200100638	4341069	QAPHELANI SENIOR SECONDARY SCHOOL	3	34	61	24	39.3	22	70	30	42.9	9	32	27	84.4	

EASTERN CAPE

District Name	EMIS No	Centre No	Centre Name	Quintile	2017				2018				2019				
					No Progressed	Wrote	Achieved	% Achieved	No Progressed	Wrote	Achieved	% Achieved	No Progressed	Wrote	Achieved	% Achieved	
NELSON MANDELA METRO	200100650	4341070	RIEBEEK COLLEGE GIRLS HIGH SCHOOL	5	0	80	80	100.0	0	90	90	100.0	0	75	75	100.0	
	200100657	4341071	ROCKLANDS INTERMEDIATE SCHOOL	2	0	55	39	70.9	15	26	19	73.1	26	24	20	83.3	
	200100671	4341072	SAKHISIZWE SENIOR SECONDARY SCHOOL	3	8	36	13	36.1	20	16	13	81.3	13	42	21	50.0	
	200100678	4341073	SANCTOR HIGH SCHOOL	3	37	129	100	77.5	39	126	103	81.7	0	161	120	74.5	
	200100702	4341074	SISONKE SENIOR SECONDARY SCHOOL	3	1	10	6	60.0	20	28	10	35.7	26	33	19	57.6	
	200100713	4341075	SOLOMON MAHLANGU HIGH SCHOOL	3	1	146	124	84.9	31	93	68	73.1	12	118	110	93.2	
	200100716	4341076	SOPHAKAMA SENIOR SECONDARY SCHOOL	3	0	41	12	29.3	5	15	11	73.3	5	29	14	48.3	
	200100717	4341077	SOQHAYISA SENIOR SECONDARY SCHOOL	3	20	56	54	96.4	11	51	48	94.1	6	86	85	98.8	
	200100735	4341078	ST JAMES SECONDARY SCHOOL	4	11	74	58	78.4	15	72	56	77.8	6	82	69	84.1	
	200100745	4341079	ST THOMAS SENIOR SECONDARY SCHOOL	3	0	151	134	88.7	21	153	124	81.0	13	115	86	74.8	
	200100750	4341080	STRELITZIA HIGH SCHOOL	5	0	135	117	86.7	6	144	128	88.9	11	141	107	75.9	
	200100974	4345514	TEHILLAH CHRISTIAN ACADEMY	9	6	41	23	56.1	0	14	13	92.9	0	24	3	12.5	
	200100772	4341082	THANDUXOLO SENIOR SECONDARY SCHOOL	3	1	26	4	15.4	7	11	6	54.5	5	7	2	28.6	
	200100918	4342083	THE HILL COLLEGE	9					0	29	29	100.0	0	30	30	100.0	
	200100788	4341086	TINARA HIGH SCHOOL	3	0	16	6	37.5	7	10	3	30.0	8	12	11	91.7	
	200100799	4341087	TYHILULWAZI SENIOR SECONDARY SCHOOL	3	12	94	33	35.1	32	94	34	36.2	0	44	30	68.2	
	200100802	4341088	UITENHAGE SENIOR SECONDARY SCHOOL	4	1	143	123	86.0	36	196	147	75.0	32	217	161	74.2	
	200100090	4342100	URBAN ACADEMY	9	0	44	38	86.4	0	46	31	67.4	0	51	38	74.5	
	200100810	4341089	V M KWINANA S S S	3	2	47	28	59.6	57	70	49	70.0	43	63	54	85.7	
	200100823	4341090	VICTORIA PARK HIGH SCHOOL	5	1	202	199	98.5	3	197	190	96.4	1	192	182	94.8	
	200100830	4341091	VULUMZI SENIOR SECONDARY SCHOOL	3	28	85	48	56.5	20	74	48	64.9	22	42	34	81.0	
	200100878	4341092	WALMER HIGH SCHOOL	3	7	44	32	72.7	51	115	87	75.7	41	92	70	76.1	
	200100846	4341093	WESTERING HIGH SCHOOL	5	0	176	171	97.2	0	173	165	95.4	1	180	176	97.8	
	200100851	4341094	WESTVILLE SECONDARY SCHOOL	3	19	115	102	88.7	25	97	86	88.7	0	94	86	91.5	
	200100869	4341095	WOOLHOPE SECONDARY SCHOOL	4	15	153	120	78.4	5	126	108	85.7	11	150	130	86.7	
	200100881	4341096	ZANOLWAZI SENIOR SECONDARY SCHOOL	3	1	61	35	57.4	24	63	28	44.4	37	52	27	51.9	
OR Tambo Coastal	200501424	4281001	BEN MALI SENIOR SECONDARY SCHOOL	1	0	58	55	94.8	62	100	75	75.0	105	75	65	86.7	
	200400032	4281002	BHEKIZULU SENIOR SECONDARY SCHOOL	3	44	97	50	51.5	32	82	51	62.2	23	70	50	71.4	
	200500046	4281003	BODWENI SENIOR SECONDARY SCHOOL	1	24	86	30	34.9	19	45	26	57.8	14	45	33	73.3	

EASTERN CAPE

District Name	EMIS No	Centre No	Centre Name	Quintile	2017				2018				2019				
					No Progressed	Wrote	Achieved	% Achieved	No Progressed	Wrote	Achieved	% Achieved	No Progressed	Wrote	Achieved	% Achieved	
OR Tambo Coastal	200500057	4281004	BOTHA SGCAU SENIOR SECONDARY SCHOOL	1	46	41	15	36.6	9	16	13	81.3	25	31	30	96.8	
	200401325	4281005	CHIEF HENRY BOKLENI SENIOR SECONDARY	2	48	97	39	40.2	43	260	65	25.0	49	84	69	82.1	
	200400079	4281006	CIBENI SENIOR SECONDARY SCHOOL	1	3	266	201	75.6	10	222	164	73.9	11	348	253	72.7	
	200400096	4281007	D Z DUMEZWENI S S S	1	36	65	45	69.2	46	93	79	84.9	35	70	64	91.4	
	200401247	4281008	DALIBUNGA COMPREHENSIVE HIGH SCHOOL	1	5	57	20	35.1	8	50	37	74.0	7	38	32	84.2	
	200401249	4281009	DIMANDA SENIOR SECONDARY SCHOOL	2	25	166	123	74.1	29	149	129	86.6	5	171	140	81.9	
	200500233	4281010	FLAGSTAFF COMPREHENSIVE SCHOOL	3	51	84	44	52.4	35	107	70	65.4	44	56	50	89.3	
	200400199	4281011	GCINUMTHETHO SENIOR SECONDARY SCHOOL	1	59	78	60	76.9	73	89	57	64.0	33	84	42	50.0	
	200500251	4281069	GEBUZA SECONDARY SCHOOL	3					0	57	9	15.8	8	34	15	44.1	
	200400211	4281012	GOBINAMBA TECH COMM SENIOR SECONDARY	2	22	103	25	24.3	17	191	89	46.6	6	39	23	59.0	
	200501373	4281076	GWEBINDLALA SENIOR SECONDARY SCHOOL	1					5	5	5	100.0	6	11	11	100.0	
	200400253	4281013	GXABA SENIOR SECONDARY SCHOOL	1	4	107	81	75.7	14	77	58	75.3	20	127	99	78.0	
	200500293	4281014	HILLBROW SENIOR SECONDARY SCHOOL	3	53	179	98	54.7	127	184	132	71.7	78	80	69	86.3	
	200500333	4281015	JIBA SENIOR SECONDARY SCHOOL	1	0	57	18	31.6	8	32	17	53.1	16	44	31	70.5	
	200500334	4281016	JKINDABA SENIOR SECONDARY SCHOOL	1	42	159	121	76.1	69	82	70	85.4	81	57	53	93.0	
	200500395	4281017	LANGA SENIOR SECONDARY SCHOOL	3	56	122	115	94.3	35	146	132	90.4	99	99	97	98.0	
	200501593	4282068	LUSIKISIKI CHRISTIAN SCHOOL	9	0	22	9	40.9	5	21	7	33.3	1	27	14	51.9	
	200500482	4281018	LUTSHAYA SENIOR SECONDARY SCHOOL	1	51	75	70	93.3	49	66	60	90.9	56	86	77	89.5	
	200401259	4281019	MABALENGWE SENIOR SECONDARY SCHOOL	1	3	140	18	12.9	22	17	9	52.9	24	36	28	77.8	
	200401183	4281020	MABHULANA NDAMASE HIGH SCHOOL	1	11	47	16	34.0	2	41	21	51.2	10	39	20	51.3	
	200400457	4281021	MAJALI TECHNICAL HIGH SCHOOL	1	10	100	50	50.0	35	103	69	67.0	19	91	55	60.4	
	200500542	4281022	MAKUKHANYE SENIOR SECONDARY SCHOOL	1	48	88	74	84.1	102	198	166	83.8	61	171	152	88.9	
	200400479	4281023	MANGALA SENIOR SECONDARY SCHOOL	3	6	79	26	32.9	16	76	29	38.2	33	50	19	38.0	
	200500605	4281024	MAYIBENYE SENIOR SECONDARY SCHOOL	1	104	139	78	56.1	85	107	96	89.7	64	125	114	91.2	
200500646	4281025	MDUTSHANE SENIOR SECONDARY SCHOOL	1	16	78	44	56.4	0	52	36	69.2	3	37	34	91.9		

EASTERN CAPE

District Name	EMIS No	Centre No	Centre Name	Quintile	2017				2018				2019					
					No Progressed	Wrote	Achieved	% Achieved	No Progressed	Wrote	Achieved	% Achieved	No Progressed	Wrote	Achieved	% Achieved		
OR Tambo Coastal	200500653	4281026	MEYISI SENIOR SECONDARY SCHOOL	1	0	88	78	88.6	59	74	59	79.7	51	70	61	87.1		
	200500659	4281075	MFUNDISWENI SENIOR SECONDARY SCHOOL	1					36	102	61	59.8	38	99	88	88.9		
	200500664	4281027	MGEZWA SENIOR SECONDARY SCHOOL	2	10	251	211	84.1	89	186	180	96.8	39	157	142	90.4		
	200500674	4281073	MHLANGA SENIOR SECONDARY SCHOOL	3									0	59	51	86.4		
	200400596	4281028	MHLANGANISWENI COMM&TECH S S S	1	16	49	10	20.4	0	42	18	42.9	6	42	26	61.9		
	200501427	4281029	MPINGANA SENIOR SECONDARY SCHOOL	1	25	21	17	81.0	13	39	38	97.4	21	49	44	89.8		
	200500776	4281030	MQIKELA SENIOR SECONDARY SCHOOL	2	54	86	55	64.0	97	163	124	76.1	77	144	63	43.8		
	200400676	4281031	MTWENI SENIOR SECONDARY SCHOOL	2	39	181	138	76.2	0	152	37	24.3	23	64	46	71.9		
	200500820	4281071	MXHUME SENIOR SECONDARY SCHOOL	3					0	57	48	84.2	13	102	80	78.4		
	200500854	4281032	NDALISO SENIOR SECONDARY SCHOOL	1	59	180	122	67.8	224	210	110	52.4	56	108	85	78.7		
	200400716	4281033	NDAMASE SENIOR SECONDARY SCHOOL	2	92	296	223	75.3	86	237	197	83.1	29	274	212	77.4		
	200500881	4281074	NGOBOZANA SECONDARY SCHOOL	3					0	107	54	50.5	29	64	37	57.8		
	200400775	4281035	NGUBEZULU SENIOR SECONDARY SCHOOL	2	37	80	70	87.5	46	83	79	95.2	49	105	91	86.7		
	200401238	4281036	NOGEMANE SENIOR SECONDARY SCHOOL	1	0	181	44	24.3	52	46	40	87.0	41	51	41	80.4		
	200500957	4281037	NTAFUFU SENIOR SECONDARY SCHOOL	1	89	122	110	90.2	78	64	64	100.0	82	101	96	95.0		
	200401329	4281038	NTSHILINI SENIOR SECONDARY SCHOOL	1	31	104	80	76.9	24	102	91	89.2	30	121	110	90.9		
	200400895	4281039	NYANGILIZWE SENIOR SECONDARY SCHOOL	3	49	194	96	49.5	40	86	69	80.2	73	94	55	58.5		
	200501006	4281040	PALMERTON HIGH SCHOOL	2	23	177	136	76.8	41	132	102	77.3	29	73	71	97.3		
	200501017	4281042	PHAMBILI SENIOR SECONDARY SCHOOL	1	5	83	55	66.3	55	62	55	88.7	65	112	84	75.0		
	200400918	4281043	PONDOLWENDLOVU SENIOR SECONDARY SCH	1	12	70	57	81.4	6	105	77	73.3	31	88	80	90.9		
	200400926	4281044	PORT ST JOHNS S S S	3	58	118	85	72.0	64	79	50	63.3	35	114	90	78.9		
	200501465	4282045	RIVERSIDE SENIOR SECONDARY SCHOOL	9	10	43	37	86.0	5	36	29	80.6	15	36	23	63.9		
	200400977	4281046	SANDI SENIOR SECONDARY SCHOOL	1	0	217	66	30.4	17	109	84	77.1	33	56	56	100.0		
	200501079	4281047	SANGONI SENIOR SECONDARY SCHOOL	2	30	164	109	66.5	146	195	112	57.4	86	293	198	67.6		
	200400986	4281048	SEHUSHE COMM SCHOOL	2	3	91	66	72.5	23	154	106	68.8	36	148	126	85.1		
	200501127	4281049	SIWALI SENIOR SECONDARY SCHOOL	1	10	77	73	94.8	34	94	73	77.7	47	79	68	86.1		
	200401017	4281050	SMUTS NDAMASE S S S	1	28	225	22	9.8	12	37	5	13.5	11	78	17	21.8		
	200501135	4281051	SOBABA HIGH SCHOOL	1	40	44	27	61.4	31	48	36	75.0	25	28	21	75.0		

EASTERN CAPE

District Name	EMIS No	Centre No	Centre Name	Quintile	2017				2018				2019			
					No Progressed	Wrote	Achieved	% Achieved	No Progressed	Wrote	Achieved	% Achieved	No Progressed	Wrote	Achieved	% Achieved
OR Tambo Coastal	200401032	4281052	ST PATRICKS SENIOR SECONDARY SCHOOL	3	85	457	261	57.1	77	276	209	75.7	48	164	131	79.9
	200501193	4281070	THABAZI SENIOR SECONDARY SCHOOL	3									0	98	72	73.5
	200501217	4281054	TOLI SENIOR SECONDARY SCHOOL	1	3	335	307	91.6	45	361	345	95.6	50	373	346	92.8
	200401076	4281055	TUTOR NDAMASE S S S	2	14	310	181	58.4	23	280	176	62.9	0	249	206	82.7
	200401092	4281056	UPPER CORANA SENIOR SECONDARY SCHOOL	3	24	61	29	47.5	55	53	28	52.8	11	65	31	47.7
	200401113	4281057	VAKELE TECHNICAL S S S	1	0	75	49	65.3	38	58	41	70.7	15	54	38	70.4
	200401115	4281058	VICTOR POTO SENIOR SECONDARY SCHOOL	1	10	151	75	49.7	38	153	91	59.5	27	119	101	84.9
	200401130	4281059	VULINDLELA SENIOR SECONDARY SCHOOL	1	77	147	99	67.3	59	178	103	57.9	41	179	74	41.3
	200501285	4281060	VULINDLELA SENIOR SECONDARY SCHOOL	1	15	78	68	87.2	23	91	67	73.6	40	100	84	84.0
	200401139	4281061	WABAN SENIOR SECONDARY SCHOOL	1	10	69	42	60.9	7	87	47	54.0	13	54	46	85.2
	200501290	4281062	WALTER CINGO SENIOR SECONDARY SCHOOL	1	47	131	109	83.2	53	162	134	82.7	26	145	134	92.4
	200401148	4281063	XHENTSE SENIOR SECONDARY SCHOOL	1	8	28	17	60.7	19	39	25	64.1	18	38	20	52.6
	200401302	4281064	ZANOKHANYO SENIOR SECONDARY SCHOOL	2	11	31	18	58.1	2	181	118	65.2	8	171	130	76.0
	200501342	4281065	ZWELIBONGILE SENIOR SECONDARY SCHOOL	2	72	107	40	37.4	39	63	40	63.5	20	56	42	75.0
	OR TAMBO INLAND	200404017	4291001	A V PLATJIE S S S	3	0	24	18	75.0	25	77	60	77.9	5	171	117
200401228		4291002	ATTWELL MADALA HIGH SCHOOL	4	71	209	118	56.5	35	202	154	76.2	59	191	150	78.5
200400015		4291003	BAMBILANGA SENIOR SECONDARY SCHOOL	1	33	48	27	56.3	15	34	18	52.9	13	31	25	80.6
200400024		4291004	BAZINDLOVU SENIOR SECONDARY SCHOOL	2	0	69	48	69.6	9	167	112	67.1	19	162	133	82.1
200400034		4291005	BELE ZINGCUKA TECHNICAL COLLEGE	3	24	54	25	46.3	20	46	29	63.0	9	31	29	93.5
200500072		4291006	BUWA SENIOR SECONDARY SCHOOL	1	7	22	18	81.8	13	24	18	75.0	10	29	22	75.9
200400067		4291007	CAMERON NGUDLE S S S	2	7	41	36	87.8	13	28	26	92.9	7	25	23	92.0
200400077		4291008	CHIEF N Z MTIRARA S S S	3	16	50	32	64.0	33	40	23	57.5	90	68	57	83.8
200404018		4292103	CHRIST THE KING INT SCHOOL	9	0	74	47	63.5	0	71	23	32.4	0	57	32	56.1
200400102		4291009	DALIBASO SENIOR SECONDARY SCHOOL	2	0	298	193	64.8	37	337	268	79.5	30	378	262	69.3
200400106		4291010	DALINDYEBO SENIOR SECONDARY SCHOOL	1	0	115	92	80.0	32	118	89	75.4	60	196	105	53.6
200400108		4291011	DALUHLANGA SENIOR SECONDARY SCHOOL	1	9	23	16	69.6	13	15	12	80.0	6	14	13	92.9
200400110		4291012	DALUKHANYO SENIOR SECONDARY SCHOOL	3	0	42	17	40.5	18	28	8	28.6	10	41	28	68.3
200400128		4291013	DILIZINTABA SENIOR SECONDARY SCHOOL	2	50	84	60	71.4	32	53	40	75.5	38	48	29	60.4

EASTERN CAPE

District Name	EMIS No	Centre No	Centre Name	Quintile	2017				2018				2019				
					No Progressed	Wrote	Achieved	% Achieved	No Progressed	Wrote	Achieved	% Achieved	No Progressed	Wrote	Achieved	% Achieved	
OR TAMBO INLAND	200400136	4291014	DUDUMAYO SENIOR SECONDARY SCHOOL	1	0	152	135	88.8	149	260	171	65.8	83	105	88	83.8	
	200401308	4291015	DUMRANA SENIOR SECONDARY SCHOOL	1	23	43	19	44.2	25	35	21	60.0	15	35	26	74.3	
	200501398	4291016	DWEBBA SENIOR SECONDARY SCHOOL	1	35	27	26	96.3	34	43	38	88.4	31	55	46	83.6	
	200400144	4291017	E N SEKU SENIOR SECONDARY SCHOOL	1	10	44	31	70.5	14	26	21	80.8	3	28	25	89.3	
	200401369	4293018	EFATA SCHOOL FOR THE BLIND & DEAF	9	0	7	7	100.0	0	9	9	100.0	2	7	6	85.7	
	200401283	4291019	EXCELSIOR SENIOR SECONDARY SCHOOL	4	5	63	60	95.2	15	74	73	98.6	35	104	101	97.1	
	200400200	4291020	GCISA SENIOR SECONDARY SCHOOL	2	2	13	12	92.3	5	16	14	87.5	4	17	15	88.2	
	200400208	4291105	GENERAL MAQHUTYANA TECHNICAL HIGH SC	3									2	19	18	94.7	
	200400205	4291021	GENGQE SENIOR SECONDARY SCHOOL	2	0	21	3	14.3	14	18	8	44.4	0	14	12	85.7	
	200400805	4291022	GOBINAMBA SENIOR SECONDARY SCHOOL	2	0	41	32	78.0	21	57	39	68.4	11	50	43	86.0	
	200400581	4291023	GOBIZIZWE SENIOR SECONDARY SCHOOL	3	0	25	9	36.0	8	36	21	58.3	4	12	12	100.0	
	200400264	4291024	HLABATSHANE SENIOR SECONDARY SCHOOL	1	8	57	11	19.3	10	29	18	62.1	6	37	18	48.6	
	200401311	4291025	HOLOMISA SENIOR SECONDARY SCHOOL	3	9	86	48	55.8	9	56	42	75.0	33	96	64	66.7	
	200400272	4291100	HOLY CROSS SENIOR SECONDARY SCHOOL	1	10	142	136	95.8	13	196	168	85.7	33	175	145	82.9	
	200401415	4292027	HOLYCROSS EDUCATION CENTRE	9	4	98	92	93.9	0	70	68	97.1	0	86	84	97.7	
	200401387	4291028	IKWEZI TECHNICAL SKILL CENTRE	4	7	46	38	82.6	22	64	45	70.3	4	48	40	83.3	
	200400933	4291101	JENCA SENIOR SECONDARY SCHOOL	9	5	38	13	34.2	9	54	14	25.9	12	50	20	40.0	
	200400286	4291029	JIXINI SENIOR SECONDARY SCHOOL	3	0	35	32	91.4	16	42	33	78.6	17	31	20	64.5	
	200400293	4291030	JONGILIZWE SENIOR SECONDARY SCHOOL	3	38	24	19	79.2	44	44	41	93.2	74	70	52	74.3	
	200400300	4291031	JONGINTABA SENIOR SECONDARY SCHOOL	1	26	27	23	85.2	0	39	33	84.6	122	140	109	77.9	
	200400308	4291032	JOUBERT LUDIDI S S S	2	4	79	35	44.3	42	40	26	65.0	28	28	19	67.9	
	200401333	4291033	JOYI SENIOR SECONDARY SCHOOL	2	1	68	25	36.8	15	43	26	60.5	22	47	32	68.1	
	200401269	4291034	JUMBA SENIOR SECONDARY SCHOOL	3	0	52	30	57.7	44	48	38	79.2	28	66	59	89.4	
	200401410	4292104	KHANYA PRIVATE SCHOOL	9	0	7	4	57.1	0	9	6	66.7	0	11	6	54.5	
	200401303	4292035	KHANYISA SENIOR SECONDARY SCHOOL	9	0	291	237	81.4	0	280	222	79.3	0	242	190	78.5	
	200401390	4292036	KINGS COMMERCIAL COLLEGE	9	23	60	57	95.0	16	46	46	100.0	14	86	82	95.3	

EASTERN CAPE

District Name	EMIS No	Centre No	Centre Name	Quintile	2017				2018				2019			
					No Progressed	Wrote	Achieved	% Achieved	No Progressed	Wrote	Achieved	% Achieved	No Progressed	Wrote	Achieved	% Achieved
OR TAMBO INLAND	200400310	4291037	KT MCHASA SENIOR SECONDARY SCHOOL	3	54	141	99	70.2	78	138	107	77.5	76	146	122	83.6
	200400336	4291038	KULANATHI SENIOR SECONDARY SCHOOL	3	0	29	16	55.2	54	15	14	93.3	70	28	19	67.9
	200401300	4291039	KWANOBUHLE SENIOR SECONDARY SCHOOL	1	40	53	20	37.7	55	32	26	81.3	105	45	36	80.0
	200400357	4291040	LESLIE NKALA SENIOR SECONDARY SCHOOL	3	0	52	34	65.4	31	59	27	45.8	26	65	30	46.2
	200400363	4291041	LITTLE FLOWER S S S	3	64	108	77	71.3	44	174	100	57.5	28	92	73	79.3
	200400419	4291042	LUTUBENI SENIOR SECONDARY SCHOOL	1	0	93	72	77.4	7	39	29	74.4	39	80	64	80.0
	200400364	4291043	LUTUKA SENIOR SECONDARY SCHOOL	3	32	165	104	63.0	44	120	82	68.3	27	130	91	70.0
	200400285	4291044	MANDELA SCHOOL OF SCIENCE AND TECH	1	0	102	73	71.6	9	84	80	95.2	0	97	86	88.7
	200404028	4291045	MANZOLWANDLE SANDILE S S S	3	0	71	30	42.3	11	40	25	62.5	14	40	27	67.5
	200400518	4291046	MAXWELE SENIOR SECONDARY SCHOOL	3	0	40	22	55.0	5	72	42	58.3	9	56	41	73.2
	200400540	4291106	MBONGWENI SENIOR SECONDARY SCHOOL	3									0	31	5	16.1
	200400576	4291048	MENZIWA SENIOR SECONDARY SCHOOL	1	0	110	66	60.0	0	176	121	68.8	0	196	142	72.4
	200400602	4291049	MILTON DALASILE S S S	1	0	56	21	37.5	3	54	20	37.0	5	50	31	62.0
	200400603	4291050	MILTON MBEKELA S S S	2	0	219	97	44.3	44	188	106	56.4	46	181	144	79.6
	200401401	4292051	MORNING STAR EDUCATION CENTRE	9					14	35	28	80.0	0	39	23	59.0
	200400642	4291052	MPEKO SENIOR SECONDARY SCHOOL	3	0	68	41	60.3	47	63	29	46.0	12	59	49	83.1
	200401306	4291053	MPINDWENI SENIOR SECONDARY SCHOOL	3	0	57	48	84.2	17	67	56	83.6	30	61	44	72.1
	200400671	4291054	MTENGWANE SENIOR SECONDARY SCHOOL	2	21	61	35	57.4	32	65	39	60.0	34	60	45	75.0
	200601166	4292055	MTHATHA COLLEGE OF MATHS SCIENCE & C	9	9	53	44	83.0	0	59	45	76.3	16	42	29	69.0
	200401343	4291056	NGANGELIZWE SENIOR SECONDARY SCHOOL	3	0	101	89	88.1	34	72	70	97.2	0	117	109	93.2
	200400764	4291104	NGQWALA SENIOR SECONDARY SCHOOL	3					13	43	11	25.6	21	49	22	44.9
	200400772	4291057	NGUBESIZWE SENIOR SECONDARY SCHOOL	3	0	33	29	87.9	0	52	41	78.8	13	40	36	90.0
	200401335	4291058	NGWAYIBANJWA SENIOR SECONDARY SCHOOL	3	58	197	96	48.7	13	152	83	54.6	43	62	57	91.9
	200401297	4291059	NOZUKO SENIOR SECONDARY SCHOOL	1	61	103	89	86.4	32	107	92	86.0	81	96	81	84.4
	200400847	4291060	NQWILISO SENIOR SECONDARY SCHOOL	1	69	52	43	82.7	77	97	43	44.3	31	75	44	58.7
	200400945	4291061	QINGQOLO S S S	1	6	30	19	63.3	5	44	15	34.1	3	29	21	72.4
	200401252	4291062	QOKOLWENI SENIOR SECONDARY SCHOOL	3	0	80	62	77.5	25	72	57	79.2	22	88	80	90.9

EASTERN CAPE

District Name	EMIS No	Centre No	Centre Name	Quintile	2017				2018				2019				
					No Progressed	Wrote	Achieved	% Achieved	No Progressed	Wrote	Achieved	% Achieved	No Progressed	Wrote	Achieved	% Achieved	
OR TAMBO INLAND	200401389	4291063	QUMBU TECHNICAL HIGH SCHOOL	2	32	75	45	60.0	30	62	40	64.5	34	50	36	72.0	
	200400958	4291064	QUMBU VILLAGE S S S	3	33	150	130	86.7	129	146	129	88.4	79	141	106	75.2	
	200401286	4291065	REUBEN NTULI SENIOR SECONDARY SCHOOL	3	11	34	21	61.8	4	42	19	45.2	8	39	38	97.4	
	200400979	4291066	SANDY NAJEKE S S S	3	11	15	12	80.0	20	17	11	64.7	15	15	14	93.3	
	200400985	4291102	SEA VIEW SECONDARY SCHOOL	1	6	170	70	41.2	22	150	88	58.7	10	208	129	62.0	
	200400989	4291067	SHAWBURY SENIOR SECONDARY SCHOOL	2	99	78	72	92.3	62	121	87	71.9	38	150	101	67.3	
	200400005	4291068	SINOLWAZI SENIOR SECONDARY SCHOOL	3	14	81	42	51.9	30	78	44	56.4	0	84	74	88.1	
	200401291	4291070	SOMAGUNYA SENIOR SECONDARY SCHOOL	2	35	53	37	69.8	28	39	22	56.4	25	25	18	72.0	
	200401299	4291103	SOUTHERNWOOD HIGH SCHOOL	9									0	25	17	68.0	
	200401027	4291072	ST BARTHOLOMEWS S S S	2	78	38	32	84.2	75	54	37	68.5	58	68	55	80.9	
	200401028	4291071	ST CUTHBERTS S S S	3	1	60	35	58.3	1	93	44	47.3	4	48	22	45.8	
	200401288	4291073	ST JOHNS COLLEGE	4	1	371	339	91.4	0	351	321	91.5	15	432	355	82.2	
	200404020	4292074	ST JUDE PRIVATE SCHOOL	9	0	18	15	83.3	0	20	12	60.0	0	19	14	73.7	
	200404015	4292075	ST MARTINS SCHOOL	9	1	42	22	52.4	2	43	36	83.7	0	37	14	37.8	
	200401409	4292076	STRATEGIC HIGH SCHOOL	9	0	68	31	45.6	0	87	56	64.4	3	63	29	46.0	
	200401035	4291077	SULENKAMA SENIOR SECONDARY SCHOOL	2	62	19	19	100.0	28	32	26	81.3	38	30	25	83.3	
	200401041	4291078	TANDANANI SENIOR SECONDARY SCHOOL	2	33	63	48	76.2	42	39	30	76.9	29	53	44	83.0	
	200501219	4291079	TOLWENI SENIOR SECONDARY SCHOOL	1	32	23	22	95.7	9	31	27	87.1	21	95	65	68.4	
	200401069	4291080	TSHONGWENI SENIOR SECONDARY SCHOOL	3	26	47	35	74.5	3	69	50	72.5	10	94	70	74.5	
	200400359	4291081	TSOLO HIGH SCHOOL	3	39	89	53	59.6	29	70	48	68.6	16	56	50	89.3	
	200400086	4291082	TYELINZIMA HIGH SCHOOL	1	13	44	39	88.6	19	82	71	86.6	0	89	76	85.4	
	200401089	4291084	UMTATA HIGH SCHOOL	4	2	96	84	87.5	2	100	96	96.0	9	118	101	85.6	
	200404014	4291085	UMTATA INTERNATIONAL SCHOOL	4	5	88	67	76.1	33	94	72	76.6	34	110	81	73.6	
	200401340	4291086	UMTATA TECHNICAL COLLEGE	3	51	100	77	77.0	34	135	86	63.7	45	126	109	86.5	
	200401321	4291087	UPPER CULUNCA S S S	1	14	13	9	69.2	15	20	10	50.0	13	16	7	43.8	
	200401104	4291088	UPPER MPAKO SENIOR SECONDARY SCHOOL	1	25	79	62	78.5	66	93	49	52.7	0	137	80	58.4	
	200401143	4291090	WELSH SENIOR SECONDARY SCHOOL	1	22	25	19	76.0	8	22	17	77.3	12	39	22	56.4	
	200400313	4291091	WILO COMPREHENSIVE S S S	3	0	33	17	51.5	17	40	17	42.5	2	22	19	86.4	
	200401150	4291093	XOLILIZWE SANGONI SENIOR SECONDARY	3	0	37	17	45.9	30	48	22	45.8	17	25	19	76.0	
	200401166	4291094	ZAMAKULUNGISA S S S	3	0	223	153	68.6	83	140	112	80.0	92	137	106	77.4	
200401173	4291095	ZANGQELE SENIOR SECONDARY SCHOOL	3	19	45	12	26.7	8	37	15	40.5	19	26	17	65.4		

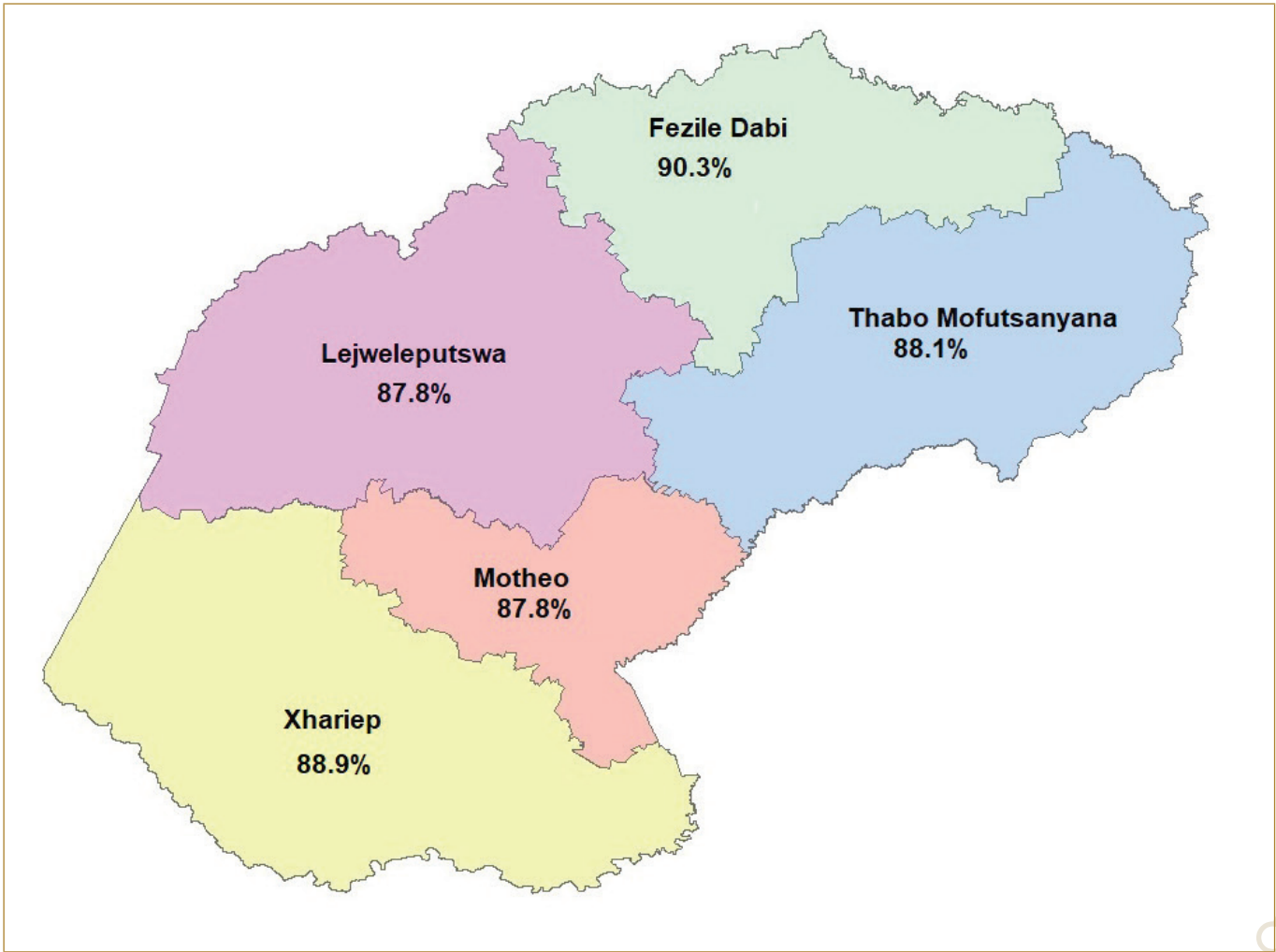
EASTERN CAPE

District Name	EMIS No	Centre No	Centre Name	Quintile	2017				2018				2019				
					No Progressed	Wrote	Achieved	% Achieved	No Progressed	Wrote	Achieved	% Achieved	No Progressed	Wrote	Achieved	% Achieved	
					OR TAMBO INLAND	200401191	4291096	ZIMELE HIGH SCHOOL	3	53	198	161	81.3	40	177	156	88.1
	200401304	4291097	ZINGISA COMPREHENSIVE SCHOOL	5	5	249	219	88.0	6	179	164	91.6	10	211	172	81.5	
	200401210	4291098	ZWELIBANGILE SENIOR SECONDARY SCHOOL	3	2	90	42	46.7	22	54	14	25.9	24	36	18	50.0	
	200401225	4291099	ZWELODUMO SENIOR SECONDARY SCHOOL	3	0	66	41	62.1	0	71	34	47.9	25	69	49	71.0	
SARAH BAARTMAN	200100005	4351001	ABERDEEN SENIOR SECONDARY SCHOOL	3	16	54	19	35.2	5	40	14	35.0	24	23	10	43.5	
	200100018	4351002	AEROVILLE SENIOR SECONDARY SCHOOL	3	31	63	44	69.8	37	63	54	85.7	50	84	61	72.6	
	200100024	4351003	ALEXANDRIA HIGH SCHOOL	3	0	49	28	57.1	0	30	22	73.3	0	43	32	74.4	
	200100041	4351004	ASHERVILLE SENIOR SECONDARY SCHOOL	3	17	38	20	52.6	34	58	19	32.8	25	49	38	77.6	
	200100105	4351005	CAREL DU TOIT HIGH SCHOOL	3	1	31	13	41.9	5	13	9	69.2	21	37	15	40.5	
	200101024	4351006	COOKHOUSE SENIOR SECONDARY SCHOOL	3	4	26	9	34.6	3	20	4	20.0	3	20	5	25.0	
	200100240	4351007	GCINIBUZWE COMBINED SCHOOL	3	1	6	2	33.3	0	4	1	25.0	4	9	8	88.9	
	200100250	4351008	GILL COLLEGE	5	0	57	56	98.2	0	57	57	100.0	0	48	46	95.8	
	200101041	4352054	GLOBAL LEADERSHIP ACADEMY	9	0	41	41	100.0	0	47	47	100.0	0	46	46	100.0	
	200100270	4351010	GRAEME COLLEGE BOYS HIGH	5	0	59	58	98.3	1	64	62	96.9	3	49	46	93.9	
	200100291	4351011	HANKEY SENIOR SECONDARY SCHOOL	3	1	61	35	57.4	24	66	28	42.4	28	80	39	48.8	
	200100300	4351012	HENDRICK KANISE COMBINED SCHOOL	3	0	18	15	83.3	4	13	10	76.9	6	18	15	83.3	
	200100311	4351013	HOER VOLKSKOOL	5	2	59	56	94.9	2	52	49	94.2	3	50	50	100.0	
	200100314	4351014	HOERSKOOL JANSENVILLE	3	15	40	35	87.5	18	44	36	81.8	12	37	32	86.5	
	200100315	4351015	HOERSKOOL MCLACHLAN	4	0	23	23	100.0	0	24	24	100.0	0	23	21	91.3	
	200100571	4351016	HOERSKOOL NICO MALAN	5	0	143	141	98.6	0	154	152	98.7	0	143	137	95.8	
	200100612	4351017	HOERSKOOL P J OLIVIER	5	0	26	24	92.3	3	30	25	83.3	3	20	20	100.0	
	200100325	4351018	HUMANSDORP SENIOR SECONDARY SCHOOL	3	0	297	241	81.1	57	262	211	80.5	56	231	177	76.6	
	200100375	4351019	IKAMVALESIZWE COMBINED SCHOOL	3	0	38	15	39.5	6	39	16	41.0	3	32	11	34.4	
	200100298	4352001	JBAY ACADEMY HIGH SCHOOL	9									0	28	20	71.4	
	200100367	4351020	JEFFREYS BAY COMPREHENSIVE SECONDARY	4						2	44	26	59.1	36	80	53	66.3
	200100359	4351021	JOHNSON NQONQOZA SENIOR SECONDARY	3	15	46	40	87.0	14	38	30	78.9	14	41	38	92.7	
	200100382	4351023	KHUTLISO DANIELS SECONDARY SCHOOL	3	0	32	8	25.0	9	31	18	58.1	53	22	11	50.0	
200100390	4351024	KIRKWOOD HIGH SCHOOL	4	0	30	28	93.3	0	31	30	96.8	0	26	26	100.0		
200100398	4351025	KLIPLAAT SENIOR SECONDARY SCHOOL	3	4	10	3	30.0	3	9	2	22.2	4	1	1	100.0		

EASTERN CAPE

District Name	EMIS No	Centre No	Centre Name	Quintile	2017				2018				2019				
					No Progressed	Wrote	Achieved	% Achieved	No Progressed	Wrote	Achieved	% Achieved	No Progressed	Wrote	Achieved	% Achieved	
SARAH BAARTMAN	200100419	4351026	KUYASA COMBINED SCHOOL	3	0	50	34	68.0	0	37	31	83.8	0	59	53	89.8	
	200100473	4351027	LUNGISO PUBLIC HIGH SCHOOL	3	0	105	76	72.4	23	88	63	71.6	14	80	33	41.3	
	200100493	4351028	MARY WATER HIGH SCHOOL	3	1	106	70	66.0	30	62	51	82.3	36	116	84	72.4	
	200100529	4351029	MOSES MADIBA SENIOR SECONDARY SCHOOL	3	0	39	13	33.3	9	34	6	17.6	14	39	26	66.7	
	200100553	4351030	NATHANIEL NYALUZA SECONDARY SCHOOL	3	0	53	24	45.3	60	56	14	25.0	7	57	20	35.1	
	200100580	4351031	NOMBULELO SECONDARY SCHOOL	3	1	50	41	82.0	92	127	101	79.5	44	100	79	79.0	
	200100582	4351032	NOMPUCUKO COMBINED SCHOOL	3	0	29	2	6.9	12	18	4	22.2	10	21	9	42.9	
	200100583	4351033	NOMZAMO SECONDARY SCHOOL	3	0	16	12	75.0	29	41	33	80.5	39	36	28	77.8	
	200100592	4351034	NQWEBA SENIOR SECONDARY SCHOOL	3	18	27	25	92.6	16	54	50	92.6	27	54	47	87.0	
	200100597	4351035	NTSIKA SECONDARY SCHOOL	3	0	75	64	85.3	11	93	79	84.9	15	87	67	77.0	
	200100917	4351036	PATENSIE SECONDARY SCHOOL	3	0	16	11	68.8	3	34	10	29.4	7	17	9	52.9	
	200100937	4351037	PAUL SAUER HIGH SCHOOL	4	0	27	26	96.3	0	40	39	97.5	0	32	28	87.5	
	200100621	4351038	PEARSTON SENIOR SECONDARY—SCHOOL	3	15	34	6	17.6	8	29	12	41.4	8	16	10	62.5	
	200100632	4351039	PORT ALFRED HIGH SCHOOL	5	0	73	64	87.7	0	64	53	82.8	0	75	67	89.3	
	200100640	4351040	QHAYIYALETU F E T	3	0	38	25	65.8	31	27	15	55.6	43	24	10	41.7	
	200100674	4351042	SAMKELWE SENIOR SECONDARY SCHOOL	3	0	42	24	57.1	19	48	15	31.3	0	26	24	92.3	
	200100680	4351043	SANDISULWAZI HIGH SCHOOL	3	0	15	8	53.3	3	13	7	53.8	0	15	4	26.7	
	200100691	4351044	SHAW PARK COMBINED SCHOOL	2	0	19	5	26.3	0	14	8	57.1	0	13	5	38.5	
	200100722	4351045	SPANDAU SENIOR SECONDARY—SCHOOL	3	24	121	64	52.9	31	113	55	48.7	40	94	64	68.1	
	200100731	4351047	ST COLMCILLE SENIOR SECONDARY SCHOOL	3	1	34	34	100.0	21	37	34	91.9	38	23	21	91.3	
	200100767	4351048	T EM MRWETYANA SENIOR SECONDARY	3	0	21	9	42.9	15	14	5	35.7	18	13	9	69.2	
	200100806	4351049	UKHANYO SECONDARY SCHOOL	3	0	44	12	27.3	14	32	11	34.4	2	26	14	53.8	
	200100807	4351050	UNION HIGH SCHOOL	5	0	51	51	100.0	0	63	61	96.8	0	70	64	91.4	
	200100814	4351051	VELILE SENIOR SECONDARY SCHOOL	3	0	44	27	61.4	8	38	30	78.9	23	26	23	88.5	
	200100820	4351052	VICTORIA GIRLS HIGH SCHOOL	5	0	82	82	100.0	1	81	81	100.0	3	76	74	97.4	
200100858	4351053	WILLOWMORE SENIOR SECONDARY SCHOOL	3	25	41	32	78.0	26	68	55	80.9	11	49	20	40.8		

FREE STATE



FREE STATE

District Name	EMIS No	Centre No	Centre Name	Quintile	2017				2018				2019			
					No Progressed	Wrote	Achieved	% Achieved	No Progressed	Wrote	Achieved	% Achieved	No Progressed	Wrote	Achieved	% Achieved
Fezile Dabi	442506316	3202001	AFRIKAANSE HSKOOL KROONSTAD	5	0	76	75	98.7	0	84	83	98.8	0	67	66	98.5
	443611240	3201001	AFRIKAANSE HSKOOL SASOLBURG	5	3	118	111	94.1	3	136	133	97.8	9	93	86	92.5
	443011135	3201002	BARNARD MOLOKOANE SS	1	57	86	79	91.9	66	120	119	99.2	51	77	77	100.0
	442506237	3202002	BODIBENG SS	2	9	48	40	83.3	45	84	76	90.5	31	56	48	85.7
	444611126	3202004	BOIPHILELE SS	1	9	103	86	83.5	40	76	62	81.6	44	97	90	92.8
	443011180	3201004	BOITLAMO SS	1	15	53	37	69.8	29	60	51	85.0	22	72	43	59.7
	444510328	3201005	BONGANE-LEBOHANG SS	1	26	50	38	76.0	28	44	38	86.4	24	43	41	95.3
	442506332	3202005	BRENTPARK CS	3	8	41	31	75.6	21	53	42	79.2	24	102	73	71.6
	442506338	3202006	CALCULUS KOLLEGE C/I/S	99	0	23	19	82.6	0	16	15	93.8	0	15	14	93.3
	443611168	3201006	CEDAR SS	3	47	84	77	91.7	53	123	117	95.1	1	113	101	89.4
	442506199	3202009	DR REGINALD CINGO CSS	3	63	124	102	82.3	22	107	101	94.4	26	103	96	93.2
	441610084	3201007	FALESIZWE SS	1	37	70	66	94.3	34	119	109	91.6	35	121	116	95.9
	441811277	3202011	HEILBRON CS	5	0	36	36	100.0	0	37	37	100.0	0	32	32	100.0
	443611245	3201010	HTS SASOLBURG	5	3	72	49	68.1	6	61	44	72.1	2	62	48	77.4
	443611134	3201011	IKETSETSENG CSS	3	32	140	131	93.6	0	215	197	91.6	75	187	179	95.7
	442506339	3202013	JSM SETILOANE SS	3	0	17	16	94.1	2	29	19	65.5	9	27	26	96.3
	443611280	3201051	KAHOBOTJHA-SAKUBUSHA SS	3	2	128	124	96.9	41	118	109	92.4	47	129	117	90.7
	442506078	3202014	KANANELO SS	3	56	155	139	89.7	45	157	137	87.3	36	204	184	90.2
	0	3201052	KATLEHO-MPUMELELO	3									0	24	24	100.0
	444306340	3202015	KGABARENG TS	1	60	50	46	92.0	42	41	34	82.9	33	57	44	77.2
	444306234	3202016	KGOLAGANO SS	1	31	115	110	95.7	36	114	103	90.4	52	153	150	98.0
	442506318	3202019	KROONSTAD CSS	5	0	133	128	96.2	1	122	115	94.3	3	135	125	92.6
	442411129	3202021	KWAKWATSI SS	2	5	39	36	92.3	0	39	36	92.3	38	74	66	89.2
	443611141	3201012	LE NOTSI SS	2	19	33	31	93.9	13	32	29	90.6	43	32	30	93.8
	442510187	3202025	MATLWANGTLWANG SS	2	51	69	61	88.4	0	44	43	97.7	41	66	58	87.9
	441811178	3201015	METSIMATLE SS	2	15	31	27	87.1	12	38	30	78.9	9	33	33	100.0
	441610200	3201016	MFUNDO THUTO SS	2	43	125	91	72.8	33	81	78	96.3	32	87	83	95.4
	442506203	3202026	MOTSWELA SS	3	33	87	82	94.3	30	70	67	95.7	31	79	72	91.1
	440506229	3202028	NAMPO ASS	1	4	39	39	100.0	3	31	30	96.8	2	36	36	100.0
	442506241	3202029	NGWATHE SS	2	31	51	50	98.0	30	50	45	90.0	31	51	50	98.0
	443611068	3201018	NKGOPOLENG SS	3	29	96	94	97.9	75	117	117	100.0	98	125	118	94.4
	443611181	3201019	NOMSA SS	2	5	78	69	88.5	50	97	85	87.6	53	111	89	80.2
	443011241	3201020	PARYS SKOOL SS	5	5	92	91	98.9	0	97	89	91.8	5	103	100	97.1
	443611162	3201021	PELE-YA-PELE SS	3	10	46	37	80.4	18	71	58	81.7	24	52	51	98.1
	443011028	3201022	PHEHELLANG SS	3	6	38	35	92.1	43	99	89	89.9	28	99	96	97.0
	442506216	3202032	PHEPHETSO SS	3	36	107	100	93.5	33	137	132	96.4	14	139	126	90.6
	441811229	3202034	PHIRITONA SS	3	12	120	98	81.7	52	88	85	96.6	15	119	85	71.4
	441610173	3201023	QALABOTJHA SS	2	15	57	55	96.5	13	40	37	92.5	23	97	86	88.7
	443611272	3202036	REBATLA THUTO SS	2	7	54	52	96.3	27	26	24	92.3	16	23	23	100.0
441610193	3201024	REFENG THABO SS	2	20	47	41	87.2	26	44	42	95.5	11	43	43	100.0	
444306214	3202037	REHAUHETSWE SS	1	32	47	47	100.0	76	53	48	90.6	23	36	36	100.0	
441610088	3201026	RETSHEDISITSWE SS	2	16	57	52	91.2	25	54	54	100.0	31	114	96	84.2	
444306320	3202038	SALOMON SENEKAL CS	5	0	21	21	100.0	0	21	21	100.0	0	17	17	100.0	
444611171	3202039	SAMUEL SEBEGO PAKI SS	1	13	70	59	84.3	1	31	27	87.1	7	54	51	94.4	

FREE STATE

District Name	EMIS No	Centre No	Centre Name	Quintile	2017				2018				2019					
					No Progressed	Wrote	Achieved	% Achieved	No Progressed	Wrote	Achieved	% Achieved	No Progressed	Wrote	Achieved	% Achieved		
Fezile Dabi	441811260	3202040	SANDERSVILLE CS	3	0	11	11	100.0	0	12	11	91.7	0	8	7	87.5		
	442411249	3202041	SAREL CILLIERS CS	3	1	25	24	96.0	3	28	24	85.7	3	26	25	96.2		
	443611242	3201028	SASOLBURG SS	5	0	145	144	99.3	0	143	141	98.6	0	172	161	93.6		
	441811147	3202042	SEDIBA-THUTO SS	1	33	49	48	98.0	48	82	82	100.0	47	95	93	97.9		
	442710262	3202043	STEYNSRUS CS	4	11	43	37	86.0	3	30	29	96.7	3	57	46	80.7		
	444306138	3202045	THABANG SS	1	0	54	52	96.3	26	49	41	83.7	35	72	49	68.1		
	442506169	3202046	THAKAMESO CSS	2	29	58	51	87.9	22	71	68	95.8	38	79	77	97.5		
	441610358	3201029	TSEBO-ULWAZI SS	2	10	66	43	65.2	16	43	38	88.4	0	55	44	80.0		
	441610264	3201031	TWEELING CS	2	0	29	29	100.0	0	34	34	100.0	0	36	34	94.4		
	443611170	3201032	VAAL CHRISTIAN C/I/S	99	0	35	33	94.3	0	44	41	93.2	0	30	28	93.3		
	443611244	3201033	VAALPARK ARTICON	5	3	89	86	96.6	5	99	87	87.9	1	93	82	88.2		
	441610265	3201034	VILLIERS CS	4	0	8	8	100.0	0	6	6	100.0	0	4	4	100.0		
	443011203	3201035	WEIVELD ASS	1	10	60	57	95.0	16	67	65	97.0	13	64	53	82.8		
	441610266	3201036	WILGERIVIER CS	5	0	43	43	100.0	0	45	45	100.0	0	38	38	100.0		
	443011173	3201037	YAKHISISWE SS	3	31	118	94	79.7	24	69	62	89.9	27	69	60	87.0		
	442506335	3202048	ZENITH C/I/S	99	1	31	30	96.8	0	18	18	100.0	1	27	25	92.6		
Lejweleputswa	440704214	3182001	AKADEMIA SS	2	19	82	72	87.8	26	81	66	81.5	7	111	104	93.7		
	440404129	3181001	ARAMELA CS	2	1	33	28	84.8	17	39	33	84.6	21	36	28	77.8		
	441912034	3182002	BAHALE SS	3	39	75	61	81.3	26	41	40	97.6	28	50	48	96.0		
	440404216	3181002	BOSHOF CS	3	4	94	85	90.4	10	75	68	90.7	11	42	36	85.7		
	440506317	3181003	BOTHAVILLE SS	5	0	49	49	100.0	0	51	51	100.0	0	64	64	100.0		
	440506235	3181004	BOVAAL ACS	1	0	14	13	92.9	1	15	13	86.7	0	11	11	100.0		
	440808296	3181005	BULTFONTEIN CS	5	0	22	22	100.0	0	20	20	100.0	0	21	21	100.0		
	444008294	3182006	CONCORDIA SS	2	24	52	42	80.8	29	40	36	90.0	29	60	53	88.3		
	440506232	3181006	DIPHETOHO SS	1	38	62	54	87.1	23	90	80	88.9	22	63	59	93.7		
	444712030	3182086	DUNAMIS CHRISTIAN C/I/S	99	3	9	9	100.0	5	10	10	100.0	0	17	17	100.0		
	444712129	3181063	EDMUND RICE C/I/S	99	0	22	20	90.9	0	15	14	93.3	0	23	19	82.6		
	444712056	3182008	ED-U-COLLEGE WELKOM C/I/S	99	5	17	4	23.5	0	12	8	66.7	0	9	6	66.7		
	442908251	3181008	ELDOROT SS	3	1	75	63	84.0	12	45	38	84.4	4	46	36	78.3		
	444712076	3182010	GOUDVELD SS	5	0	138	137	99.3	0	143	139	97.2	1	159	154	96.9		
	440808282	3181009	HANOVER CFS	1	4	19	14	73.7	9	24	20	83.3	10	15	13	86.7		
	444412077	3182011	HARMONY SS	5	2	95	73	76.8	13	109	98	89.9	15	93	83	89.2		
	441912078	3182013	HENNENMAN SS	5	0	52	52	100.0	1	33	33	100.0	0	37	37	100.0		
	444412079	3182014	HENTIE CILLIERS HS	5	0	131	119	90.8	1	94	88	93.6	0	122	116	95.1		
	442008297	3181010	HOOPSTAD CS	5	0	20	20	100.0	0	24	24	100.0	0	22	22	100.0		
	444712082	3182015	HTS WELKOM	5	10	81	67	82.7	2	75	62	82.7	41	89	58	65.2		
	444908323	3181011	IPHATELENG SS	1	16	47	34	72.3	0	40	37	92.5	2	43	40	93.0		
	445008310	3182016	IPOPENG SS	2	15	37	30	81.1	21	26	22	84.6	12	28	23	82.1		
	444908152	3181012	ITHABELENG SS	1	7	61	59	96.7	15	83	79	95.2	0	119	114	95.8		
	444908008	3181013	ITOKISETSENG CFS	1	0	24	16	66.7	1	21	16	76.2	7	22	12	54.5		
	442908321	3181015	JC MOTUMI SS	2	1	59	56	94.9	35	62	49	79.0	22	50	39	78.0		
	440704040	3181016	KAGISANO CS	2	0	38	28	73.7	40	27	16	59.3	7	34	32	94.1		
440404264	3181045	KGHOLOLOSEGO SS	1	0	26	16	61.5	23	37	28	75.7	31	23	12	52.2			
441912110	3182017	KHELENG SS	3	24	81	79	97.5	27	87	83	95.4	64	90	87	96.7			
442908307	3181019	KUTLOANONG SS	1	20	120	100	83.3	13	142	131	92.3	4	80	73	91.3			

FREE STATE

District Name	EMIS No	Centre No	Centre Name	Quintile	2017				2018				2019			
					No Progressed	Wrote	Achieved	% Achieved	No Progressed	Wrote	Achieved	% Achieved	No Progressed	Wrote	Achieved	% Achieved
Lejweleputswa	442908319	3181020	LA WESI SS	3	5	78	71	91.0	26	55	47	85.5	13	82	66	80.5
	444712002	3182018	LEBOGANG SS	3	47	88	79	89.8	50	96	87	90.6	39	112	101	90.2
	444712127	3182067	LEKGARIETSE SS	3	44	102	83	81.4	56	81	72	88.9	29	38	38	100.0
	444712029	3182019	LENAKENG TS	2	33	32	30	93.8	34	37	36	97.3	27	83	70	84.3
	444712040	3182020	LEPHOLA CSS	3	40	111	108	97.3	54	105	104	99.0	21	108	104	96.3
	444712044	3182021	LESEDING TS	3	19	115	113	98.3	76	102	95	93.1	37	150	131	87.3
	444712114	3182023	LETSETE SS	2	22	70	61	87.1	17	81	69	85.2	11	66	64	97.0
	440506227	3181022	MAMELLANG-THUTO SS	1	23	67	62	92.5	44	120	100	83.3	34	119	116	97.5
	444412025	3182024	MAMELLO SS	2	0	144	137	95.1	5	135	117	86.7	2	167	148	88.6
	444412119	3182025	MAREMATLOU SS	1	34	77	70	90.9	60	151	114	75.5	66	91	80	87.9
	444206211	3182026	MATSERIPE SS	1	34	84	52	61.9	52	80	57	71.3	53	40	35	87.5
	444412113	3182028	MELODING SS	2	12	84	56	66.7	25	82	57	69.5	10	87	76	87.4
	444908243	3181026	MONYAKENG SS	1	48	87	63	72.4	16	48	42	87.5	30	49	40	81.6
	440506102	3181028	MOPHATE SS	2	25	97	81	83.5	90	177	117	66.1	40	139	114	82.0
	442908234	3181029	MOSALA SS	3	24	64	60	93.8	8	77	73	94.8	13	95	90	94.7
	445008150	3182030	NALEDI-YA-BOTJABELA SS	1	9	39	32	82.1	60	64	49	76.6	52	35	24	68.6
	444712052	3182031	NANABOLELA SS	2	6	58	56	96.6	13	84	78	92.9	18	92	86	93.5
	440506198	3181031	OZIEL SELELE CSS	1	0	36	33	91.7	24	50	50	100.0	47	82	78	95.1
	442908055	3181033	PHEHELLO SS	1	16	97	96	99.0	20	95	92	96.8	0	124	119	96.0
	440808312	3181027	RAINBOW SS	1	50	185	103	55.7	9	127	94	74.0	32	86	70	81.4
	442908180	3181035	REARABETSWE SS	3	12	130	104	80.0	1	77	77	100.0	26	126	119	94.4
	444412047	3182035	REATLEHILE SS	3	16	18	17	94.4	37	34	29	85.3	38	34	32	94.1
	440704141	3182037	REFIHLETSE CS	2	15	22	21	95.5	9	10	7	70.0	18	30	24	80.0
	442008316	3181037	RELEKILE SS	1	2	67	51	76.1	35	79	65	82.3	21	60	58	96.7
	440808153	3181038	REPHOLOSITSWE SS	1	17	78	49	62.8	91	104	35	33.7	0	99	41	41.4
	444712115	3182075	RHEEDER PARK COMBINED SCHOOL	2	12	60	50	83.3	31	45	38	84.4	13	45	36	80.0
	444712080	3182039	RIEBEECKSTAD SS	5	21	99	93	93.9	15	94	79	84.0	26	105	94	89.5
	444908298	3181039	SANDVELD CS	5	0	11	11	100.0	0	22	22	100.0	0	18	17	94.4
	440404259	3181040	SENZILE CS	1	19	76	45	59.2	29	58	43	74.1	45	80	50	62.5
	442908239	3181041	SEQHOBONG SS	1	15	67	59	88.1	34	36	35	97.2	13	63	62	98.4
	440704219	3182045	STAATSPRES SWART CS	5	0	33	32	97.0	0	27	27	100.0	0	31	30	96.8
	444008151	3182046	TAIWE SS	2	23	92	77	83.7	46	104	94	90.4	27	98	94	95.9
	444712033	3182047	TETO SS	3	48	121	102	84.3	3	117	106	90.6	52	121	108	89.3
	444008299	3182048	THEUNISSEN CS	5	3	27	27	100.0	9	21	15	71.4	1	24	22	91.7
	444712020	3182049	THOTAGAUTA SS	3	37	128	97	75.8	21	89	63	70.8	40	119	108	90.8
	442008225	3181043	TIKWANE CSS	1	16	39	24	61.5	38	50	48	96.0	21	63	46	73.0
444712081	3182054	UNITAS CSS	5	26	136	102	75.0	4	122	106	86.9	19	182	144	79.1	
444712083	3182058	WELKOM HIGH SS	5	7	173	154	89.0	23	194	164	84.5	0	209	185	88.5	
444712107	3182059	WELKOM SS	3	23	63	41	65.1	10	73	40	54.8	18	81	65	80.2	
444712075	3182060	WELKOM-GIMNASIUM SS	5	4	174	166	95.4	1	167	154	92.2	7	166	147	88.6	
442908295	3181046	WESSEL MAREE SS	5	2	51	47	92.2	3	66	64	97.0	1	64	57	89.1	
445008300	3182061	WINBURG CS	3	3	22	21	95.5	19	42	31	73.8	8	43	34	79.1	
Motho	440304273	3171095	ACADEMY OF EXCELLENCE C/I/S	99	0	24	21	87.5	0	28	27	96.4	4	22	22	100.0
	440304267	3171001	ACCELERATED CHRISTIAN COLLEGE S/I/S	99	0	32	22	68.8	0	28	19	67.9	2	33	30	90.9

FREE STATE

District Name	EMIS No	Centre No	Centre Name	Quintile	2017				2018				2019					
					No Progressed	Wrote	Achieved	% Achieved	No Progressed	Wrote	Achieved	% Achieved	No Progressed	Wrote	Achieved	% Achieved		
Motho	443907314	3173002	ALBERT MOROKA SS	3	8	127	122	96.1	7	103	101	98.1	18	115	110	95.7		
	440303261	3171003	ATLEHANG SS	4	10	185	164	88.6	0	208	170	81.7	0	208	164	78.8		
	440304187	3171089	BAINSVLEI CS	2	14	57	57	100.0	11	96	92	95.8	10	29	28	96.6		
	443907315	3173003	BARTIMEA SCHOOL FOR THE DEAF AND BLIND	99	0	9	6	66.7	0	9	8	88.9	2	16	13	81.3		
	444802126	3172039	BLOEMFONTEIN SOUTH HIGH SS	5	5	86	81	94.2	3	71	66	93.0	3	100	89	89.0		
	440304212	3171004	BLOEMFONTEIN SS	5	0	171	156	91.2	2	165	147	89.1	1	161	148	91.9		
	440304255	3171008	BREBNER SS	5	0	330	302	91.5	3	306	260	85.0	7	310	258	83.2		
	440304207	3171055	C EN N H MEISIESKOOL ORANJE	5	0	140	140	100.0	0	150	149	99.3	0	143	143	100.0		
	440303127	3171009	CALCULUS BLOEMFONTEIN S/S	99	0	59	49	83.1	0	48	43	89.6	2	35	35	100.0		
	440303237	3171010	CASTLEBRIDGE CI/S	99	1	21	17	81.0	10	43	30	69.8	0	15	15	100.0		
	441002116	3171011	CHRISTIAAN DE WET CS	4	0	58	58	100.0	0	58	56	96.6	0	54	49	90.7		
	440304223	3171012	CHRISTIAN BROTHERS COLLEGE CI/S	99	0	27	27	100.0	0	31	31	100.0	0	25	25	100.0		
	443907266	3173005	CHRISTIAN LIPHOKO IS	3	15	85	71	83.5	4	64	57	89.1	22	74	62	83.8		
	440303102	3171013	COMMTECH CSS	3	35	168	91	54.2	67	115	89	77.4	116	138	119	86.2		
	440304241	3171016	DR BLOK SS	4	23	89	79	88.8	5	94	72	76.6	26	106	91	85.8		
	440303196	3171015	DR VILJOEN CS	5	0	105	77	73.3	0	102	72	70.6	0	131	103	78.6		
	440304210	3171017	EUNICE SS	5	0	165	165	100.0	0	158	158	100.0	0	168	168	100.0		
	441207293	3173006	EXCELSIOR CS	3									3	15	15	100.0		
	440303188	3171019	FICHARDTPARK SS	5	0	154	152	98.7	0	157	157	100.0	2	194	194	100.0		
	443907250	3173007	GORONYANE SS	3	33	103	94	91.3	0	61	52	85.2	9	33	29	87.9		
	440304211	3171021	GREY-KOLLEGE SS	5	0	220	215	97.7	0	247	244	98.8	0	217	212	97.7		
	440304265	3171022	HEADSTART HIGH SI/S	99	31	67	42	62.7	58	51	27	52.9	41	30	21	70.0		
	440304183	3171023	HEATHERDALE CSS	5	17	142	139	97.9	64	115	114	99.1	30	124	124	100.0		
	440303052	3171025	HODISA TS	3	0	96	58	60.4	69	209	140	67.0	21	63	57	90.5		
	440303194	3171026	HTS LOUIS BOTHA	5	3	194	127	65.5	0	179	118	65.9	0	159	111	69.8		
	440303032	3171028	IKAELELO SS	3	26	107	58	54.2	0	71	56	78.9	25	18	17	94.4		
	442607336	3173009	ITOKISETSENG BOKAMOSO SS	2	2	33	29	87.9	0	27	25	92.6	9	43	35	81.4		
	440303189	3171030	JIM FOUCHE SS	5	0	169	169	100.0	0	183	182	99.5	0	175	174	99.4		
	440304117	3171031	KAELANG SS	4	29	109	86	78.9	39	93	79	84.9	10	58	53	91.4		
	440303070	3171033	KAGISHO CSS	4	32	177	131	74.0	55	174	159	91.4	65	229	195	85.2		
	440602034	3172007	KGAUHO SS	2	56	165	119	72.1	19	96	83	86.5	98	139	129	92.8		
	440602053	3172008	KGORATHUTO SS	1	45	100	79	79.0	71	154	96	62.3	22	62	54	87.1		
	440303251	3171110	KOPANONG SENIOR SECONDARY	3	18	201	192	95.5	34	192	161	83.9	20	277	255	92.1		
	445802156	3171114	KYRIOS INDEPENDENT SCHOOL	99	0	10	10	100.0	0	8	8	100.0	0	13	13	100.0		
	442607299	3173055	LADYBRAND ACADEMY	99	0	21	20	95.2	0	26	23	88.5	2	20	17	85.0		
	442607292	3173011	LADYBRAND SS	5	0	72	72	100.0	0	71	71	100.0	3	78	72	92.3		
	442607063	3173012	LE RENG SS	2	24	131	131	100.0	0	165	154	93.3	26	169	157	92.9		
	440602046	3172010	LEFIKENG SS	2	3	190	140	73.7	18	126	117	92.9	90	215	181	84.2		
	440304087	3171038	LEKHULONG SS	4	35	133	81	60.9	40	67	62	92.5	18	71	66	93.0		
	440602122	3172011	LENYORA LA THUTO CSS	2	38	175	111	63.4	74	169	160	94.7	47	140	114	81.4		

FREE STATE

District Name	EMIS No	Centre No	Centre Name	Quintile	2017				2018				2019			
					No Progressed	Wrote	Achieved	% Achieved	No Progressed	Wrote	Achieved	% Achieved	No Progressed	Wrote	Achieved	% Achieved
Motho	440602072	3172012	LERATONG SS	1	18	78	64	82.1	42	117	80	68.4	54	116	110	94.8
	440303011	3171039	LEREKO SS	3	9	76	65	85.5	28	97	90	92.8	21	72	65	90.3
	444802117	3171042	LOUW WEPENER CS	4	5	38	32	84.2	12	47	33	70.2	9	33	29	87.9
	443907249	3173013	MARIASDAL SS	4	15	43	29	67.4	5	41	39	95.1	0	29	21	72.4
	440303216	3171045	MARTIE DU PLESSIS HS	99	0	45	40	88.9	2	35	35	100.0	1	30	29	96.7
	441002074	3171046	METSIMAPHODI SS	3	65	105	79	75.2	42	126	72	57.1	66	79	57	72.2
	440304045	3171048	MOEMEDI SS	4	1	91	87	95.6	12	150	121	80.7	10	171	112	65.5
	443907241	3173015	MOROKA SS	1	10	129	109	84.5	13	118	101	85.6	36	202	161	79.7
	440602121	3172015	MPATLENG SS	2	12	78	66	84.6	13	72	69	95.8	66	93	93	100.0
	440304208	3171052	NAVALSIG CSS	5	0	120	101	84.2	0	160	143	89.4	10	189	156	82.5
	440602066	3172031	NTEDISENG	2					0	72	63	87.5	66	194	133	68.6
	440602060	3172017	NTEMOSENG SS	3	15	159	142	89.3	43	134	126	94.0	53	183	178	97.3
	440602090	3172018	NTUMEDISENG SS	2	7	82	60	73.2	30	62	55	88.7	12	58	53	91.4
	440304250	3171056	PETUNIA SS	4	11	156	107	68.6	22	223	156	70.0	57	146	122	83.6
	443907267	3173017	PHETOGANE SS	3	30	103	82	79.6	19	51	48	94.1	21	49	45	91.8
	440602047	3172020	POPANO SS	1	25	76	59	77.6	0	37	33	89.2	23	56	52	92.9
	440304218	3171058	PRESIDENT STEYN CS	5	0	22	20	90.9	0	21	19	90.5	0	34	34	100.0
	444802025	3171059	QIBING SS	1	18	80	70	87.5	32	94	64	68.1	32	90	71	78.9
	440602059	3172022	REAMOHETSE SS	1	28	117	58	49.6	70	78	55	70.5	34	77	54	70.1
	441207157	3173018	REUTLWAHETSE SS	2	21	57	41	71.9	12	64	45	70.3	29	72	60	83.3
	440303217	3171061	ROSENHOF HIGH SCHOOL	99	1	6	5	83.3	1	8	8	100.0	0	7	5	71.4
	443907305	3173019	RT MOKGOPA SS	3	28	165	112	67.9	1	128	102	79.7	17	117	97	82.9
	440303192	3171062	SAND DU PLESSIS SS	5	0	99	92	92.9	0	93	86	92.5	1	95	83	87.4
	443907254	3173020	SEDI TI SS	1	23	56	46	82.1	36	61	54	88.5	21	50	50	100.0
	440602075	3172025	SEEMAHLE SS	2	133	314	228	72.6	123	211	168	79.6	33	87	69	79.3
	442607323	3173021	SEHLABENG SS	3	44	115	93	80.9	45	88	56	63.6	24	83	60	72.3
	440304021	3171063	SEHUNELO SS	3	71	187	162	86.6	30	160	139	86.9	45	151	145	96.0
	440602076	3172028	SENAKANGWEDI SS	1	79	167	143	85.6	42	144	112	77.8	54	130	124	95.4
	440304213	3171065	SENTRAL SS	5	0	175	174	99.4	0	180	179	99.4	0	158	157	99.4
	440602083	3172029	SETJHABA-SE-MAKETSE CS	2	13	101	96	95.0	17	118	107	90.7	25	114	96	84.2
	440304221	3171066	ST ANDREW'S CS	5	0	58	58	100.0	0	52	52	100.0	0	64	64	100.0
	440303187	3171067	ST BERNARDS SS	4	16	98	70	71.4	25	68	60	88.2	19	84	73	86.9
	440304222	3171068	ST MICHAEL'S CS	5	0	55	55	100.0	0	54	54	100.0	0	49	49	100.0
	443907271	3173023	STRYDOM SS	2	13	107	80	74.8	16	91	72	79.1	44	100	87	87.0
	444802125	3171070	THAPELONG SS	1	4	27	23	85.2	8	30	25	83.3	24	28	26	92.9
	440602049	3172030	THATO SECONDARY SCHOOL	1					0	45	22	48.9	13	37	22	59.5
443907273	3173025	TLOTLANANG CS	4	0	51	38	74.5	13	71	62	87.3	6	51	45	88.2	
440304121	3171073	TSOSELETSO SS	4	7	242	206	85.1	24	232	208	89.7	9	256	243	94.9	
441207156	3173027	TWEESPRUIT CS	1	22	35	19	54.3	10	20	11	55.0	15	41	31	75.6	
441207290	3173028	UNICOM ASS	4	5	110	100	90.9	14	72	68	94.4	17	102	78	76.5	
440304043	3171076	VULAMASANGO SS	3	26	146	82	56.2	38	110	81	73.6	52	91	79	86.8	

FREE STATE

District Name	EMIS No	Centre No	Centre Name	Quintile	2017				2018				2019			
					No Progressed	Wrote	Achieved	% Achieved	No Progressed	Wrote	Achieved	% Achieved	No Progressed	Wrote	Achieved	% Achieved
Thabo Mofutsanyana	445101260	3193001	BEACON SS	4	1	96	96	100.0	0	148	148	100.0	1	117	117	100.0
	440101281	3191046	BETHLEHEM COMBINED SCHOOL	4	22	21	13	61.9	14	20	17	85.0	0	19	17	89.5
	440101138	3191002	BETHLEHEM CSS	1	125	76	41	53.9	94	36	31	86.1	26	46	28	60.9
	445109063	3193002	BLUEGUMBOSCH SS	3	4	76	74	97.4	4	99	97	98.0	14	55	54	98.2
	441407160	3191003	BOITUMELO SS	3	51	149	117	78.5	55	86	64	74.4	48	76	50	65.8
	441501085	3191005	BREDA FARM SCHOOL	1	2	23	23	100.0	3	24	24	100.0	0	34	34	100.0
	440907307	3191007	CLOCOLAN SS	1	1	76	76	100.0	6	116	109	94.0	1	110	98	89.1
	445109057	3193004	CLUBVIEW SS	3	4	60	53	88.3	11	49	46	93.9	27	60	58	96.7
	445109005	3193005	DIKWENA SS	1	24	33	27	81.8	24	15	13	86.7	16	18	18	100.0
	445101232	3193006	DINARE SS	1	3	53	52	98.1	20	39	39	100.0	16	64	60	93.8
	441701192	3193007	ED-U-COLLEGE QQ SI/S	99	0	46	43	93.5	0	29	25	86.2	4	25	25	100.0
	440101290	3191008	EE MONESE CS	2	43	96	79	82.3	66	86	45	52.3	20	32	18	56.3
	444510175	3194001	ESIZIBENI SS	1	18	56	50	89.3	55	70	66	94.3	46	63	53	84.1
	444510053	3194002	EVUNGWINI SS	2	52	96	91	94.8	4	59	54	91.5	19	96	78	81.3
	441407291	3191009	FICKSBURG CSS	4	1	108	102	94.4	3	124	115	92.7	4	101	80	79.2
	441705197	3192004	HARRISMITH HOeRSKOOL SS	5	0	67	61	91.0	0	79	66	83.5	0	76	68	89.5
	441705033	3192005	HARRISMITH SS	1	14	66	57	86.4	53	50	50	100.0	6	71	62	87.3
	445105189	3192007	HLAJOANE SS	1	0	23	21	91.3	7	21	21	100.0	7	24	22	91.7
	442710128	3194003	IKAHENG ZAKHENI SS	1	15	46	37	80.4	28	41	32	78.0	0	39	35	89.7
	444510212	3194006	INTUTHUKO-KATLEHO SS	2	31	57	54	94.7	23	43	42	97.7	13	48	45	93.8
	441705051	3192009	IPHONDLE SS	1	32	83	79	95.2	32	109	85	78.0	29	86	53	61.6
	441501162	3191014	IPOKELLENG SS	1	31	121	119	98.3	0	138	119	86.2	39	136	120	88.2
	443701081	3191015	ITHABISENG SS	1	32	121	107	88.4	113	187	146	78.1	70	146	127	87.0
	441705208	3192052	KGETHATSEBO-KHETHULWASI SS	1	30	89	72	80.9	25	84	78	92.9	43	73	64	87.7
	445109011	3193008	KGOLATHUTO SS	3	47	174	169	97.1	2	122	118	96.7	21	160	155	96.9
	443410186	3194007	KGOTSO-UXOLO SS	2	18	84	70	83.3	52	89	70	78.7	62	112	85	75.9
	441407338	3191017	KING'S SCHOOL FICKSBURG	99	0	4	4	100.0	0	9	9	100.0	0	8	8	100.0
	445101237	3193009	KOALI SS	1	9	57	50	87.7	22	29	29	100.0	14	31	29	93.5
	442710359	3194008	KWETLISONG SS	2	11	60	58	96.7	0	23	22	95.7	28	63	45	71.4
	443410102	3194009	LEIFO IZIKO SS	2	12	59	56	94.9	0	76	71	93.4	32	84	78	92.9
	445101230	3193010	LEKGULO SS	1	18	104	104	100.0	2	101	101	100.0	11	110	110	100.0
	441705201	3192011	LERATO UTHANDO CSS	3	80	140	133	95.0	31	113	111	98.2	52	131	128	97.7
	442710172	3194010	LERATSWANA SS	1	25	30	22	73.3	17	20	10	50.0	11	24	21	87.5
	443701215	3191018	LIBERTAS CFS	1	11	27	22	81.5	5	19	14	73.7	2	26	21	80.8
	442710259	3194011	LINDLEY CS	3	4	44	36	81.8	7	31	26	83.9	22	59	46	78.0
	445105155	3192012	MAANANKOE SS	1	15	24	20	83.3	36	14	14	100.0	32	16	14	87.5
	445109002	3193013	MAKABELANE CSS	2	12	80	71	88.8	21	110	86	78.2	7	110	78	70.9
	445101236	3193014	MAKGABANE SS	1	10	20	20	100.0	17	21	21	100.0	9	25	25	100.0
	445109001	3193015	MAMPOI SS	1	60	119	109	91.6	39	140	114	81.4	56	107	101	94.4
	445105148	3192013	MANTHATISI SS	1	28	70	66	94.3	26	78	70	89.7	25	61	60	98.4
441407062	3191019	MARALLANENG SS	3	33	115	88	76.5	7	101	91	90.1	19	92	77	83.7	
442807294	3191020	MARQUARD CS	4	0	36	30	83.3	1	27	23	85.2	1	22	22	100.0	
445105154	3192014	MASOPHA SS	1	4	12	10	83.3	3	11	10	90.9	4	11	10	90.9	
445105149	3192015	METSI-MATSHO SS	1	10	32	32	100.0	16	18	18	100.0	18	28	28	100.0	

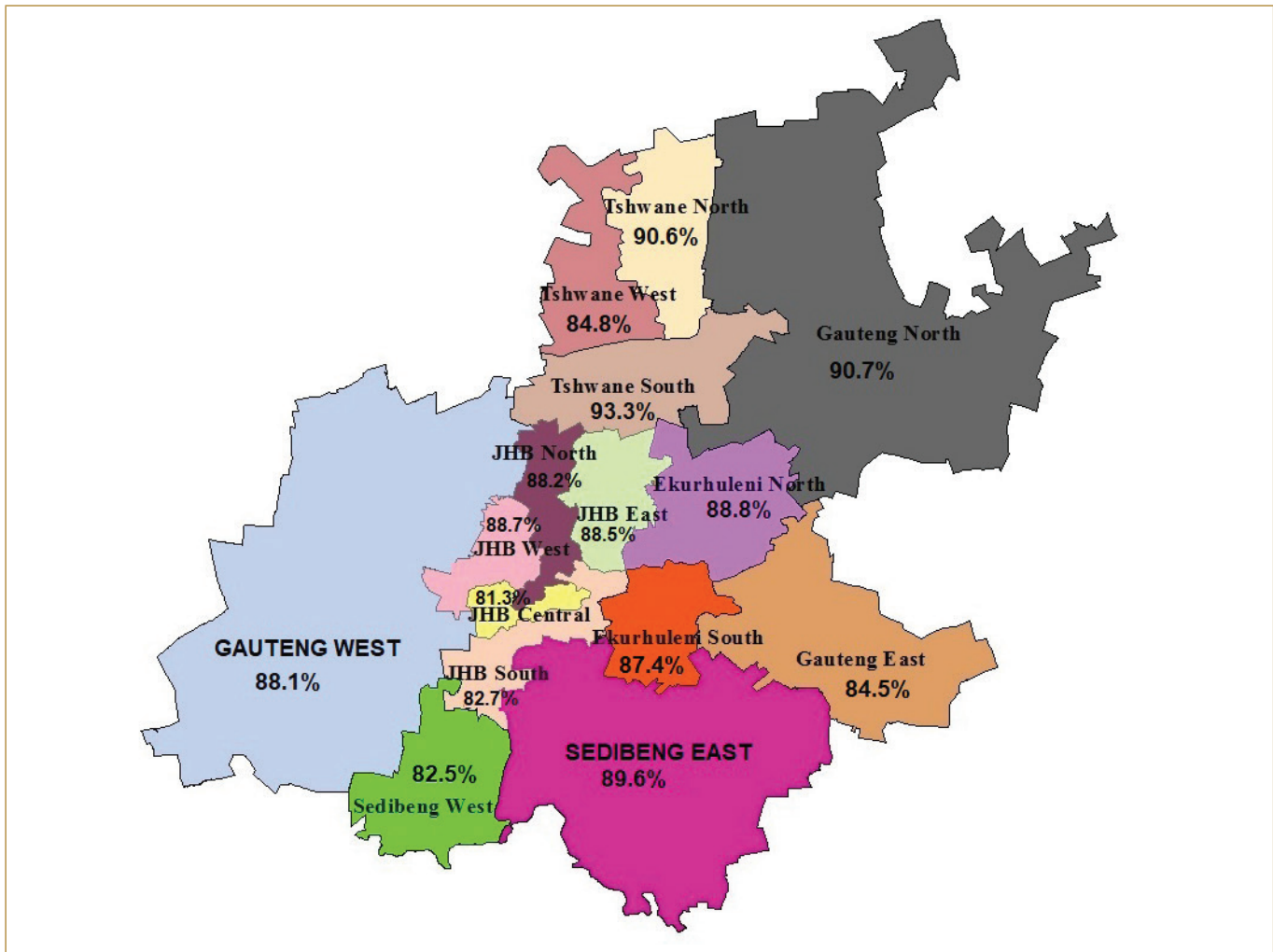
FREE STATE

District Name	EMIS No	Centre No	Centre Name	Quintile	2017				2018				2019			
					No Progressed	Wrote	Achieved	% Achieved	No Progressed	Wrote	Achieved	% Achieved	No Progressed	Wrote	Achieved	% Achieved
Thabo Mofutsanyana	441407328	3191022	MJ MOHLAHLI SS	2	54	62	51	82.3	20	40	37	92.5	0	37	35	94.6
	445105203	3192016	MMATHABO SS	1	9	118	103	87.3	19	94	93	98.9	105	102	102	100.0
	445105150	3192017	MOHALADITWE SS	1	27	74	74	100.0	34	84	84	100.0	39	38	38	100.0
	445101234	3193016	MOHATO SS	1	0	100	86	86.0	0	112	97	86.6	34	103	96	93.2
	445105185	3192018	MOLAPO SS	1	7	105	103	98.1	12	94	94	100.0	43	104	103	99.0
	445105151	3192019	MOOKODI SS	1	3	91	89	97.8	31	69	69	100.0	5	65	65	100.0
	445109067	3193017	MORENA MOKOPELA SECONDARY SCHOOL	1	24	86	78	90.7	18	83	80	96.4	23	102	95	93.1
	440101294	3191023	MORITING WA THUTO SS	2	8	68	61	89.7	16	57	56	98.2	11	61	56	91.8
	445109010	3193018	MOTEKA SS	2	27	35	32	91.4	4	16	16	100.0	11	30	29	96.7
	0	3191039	NEW HORIZON COLLEGE	99					3	49	49	100.0	0	49	48	98.0
	441705204	3192020	NEW HORIZON COLLEGE S/S	99	0	86	86	100.0	0	109	109	100.0	0	89	89	100.0
	440101190	3191024	NKARABENG SS	1	26	46	42	91.3	36	70	46	65.7	24	52	42	80.8
	445109025	3193019	NKHOBISO SS	1	10	40	33	82.5	10	40	38	95.0	13	45	44	97.8
	445101286	3193020	NTHABISENG SS	1	25	56	45	80.4	19	33	33	100.0	2	62	56	90.3
	440101171	3191025	NTSU SS	4	38	229	218	95.2	48	185	182	98.4	33	246	226	91.9
	443701267	3191026	PAUL ERASMUS SS	4	0	64	63	98.4	0	47	45	95.7	0	58	55	94.8
	445105152	3192022	PHOFUNG SS	1	36	55	37	67.3	26	64	52	81.3	10	35	33	94.3
	442710101	3194014	PHUKALLA SS	2	74	64	57	89.1	52	63	58	92.1	50	77	75	97.4
	445105157	3192023	RANTSANE SS	1	27	45	45	100.0	0	47	47	100.0	0	89	88	98.9
	445109003	3193021	REAHOLA SS	3	9	66	64	97.0	17	77	77	100.0	32	95	95	100.0
	443410330	3194015	REITZ CS	5	0	30	30	100.0	0	37	37	100.0	0	28	28	100.0
	443701186	3191029	REKGOTSOFETSE SS	1	0	36	34	94.4	18	60	54	90.0	23	56	44	78.6
	440101270	3191030	RETIEF CS	4	2	82	79	96.3	4	87	84	96.6	8	92	83	90.2
	441705106	3192024	SASAMALA SS	3	29	48	41	85.4	7	66	61	92.4	14	59	52	88.1
	445101231	3193026	SEKGUTLONG SS	1	1	112	112	100.0	0	132	128	97.0	34	106	97	91.5
	445109006	3193027	SELELEKELA SS	3	0	26	26	100.0	0	33	33	100.0	0	38	37	97.4
	441705097	3192026	SEOTLONG ASS	3	10	75	67	89.3	0	136	107	78.7	5	60	58	96.7
	445105202	3192028	SHAKHANE SS	1	4	41	32	78.0	16	30	15	50.0	14	46	28	60.9
	441705034	3192029	SIBONAKALISO CFS	1	1	20	20	100.0	3	21	17	81.0	2	15	14	93.3
	441407204	3191031	TAUNG SS	1	16	25	22	88.0	26	33	32	97.0	52	51	41	80.4
	440101108	3191032	THABO-THOKOZA SS	3	56	58	54	93.1	121	93	83	89.2	86	68	61	89.7
	445109008	3193028	THAHAMESO SS	1	0	41	37	90.2	8	17	15	88.2	29	28	25	89.3
	445109004	3193029	THALABODIBA SS	1	6	131	126	96.2	22	180	149	82.8	27	187	167	89.3
	445109060	3193080	THIBOLOHA SCHOOL FOR DEAF AND BLIND	99					0	5	4	80.0	2	4	4	100.0
445109009	3193030	THOKOANA MAKAOA SS	2	4	25	25	100.0	11	57	54	94.7	17	61	61	100.0	
440101192	3191035	TISETSANG SS	3	62	261	217	83.1	100	243	208	85.6	111	215	155	72.1	
445109029	3193031	TLHORONG SS	1	10	65	58	89.2	46	38	36	94.7	60	80	67	83.8	
442807155	3191036	TLOKOLA SS	1	100	143	83	58.0	30	89	75	84.3	111	124	85	68.5	
441407159	3191037	TLOTLISONG SS	3	29	221	185	83.7	44	108	95	88.0	62	207	133	64.3	
445109027	3193032	TSEBO SS	1	8	88	88	100.0	0	154	148	96.1	35	152	145	95.4	
445101228	3193034	TSEKI SS	1	3	29	28	96.6	7	31	29	93.5	3	27	26	96.3	
440907087	3191038	TSHEPANG SS	1	15	80	66	82.5	62	98	58	59.2	36	84	46	54.8	
445109007	3193035	TSHIBOLLO SS	1	64	41	39	95.1	18	38	35	92.1	32	55	45	81.8	
445105156	3192031	TSHOLO SS	1	0	44	40	90.9	18	54	50	92.6	31	57	52	91.2	

FREE STATE

District Name	EMIS No	Centre No	Centre Name	Quintile	2017				2018				2019					
					No Progressed	Wrote	Achieved	% Achieved	No Progressed	Wrote	Achieved	% Achieved	No Progressed	Wrote	Achieved	% Achieved		
	440101268	3191040	VOORTREKKER SS	5	1	141	140	99.3	0	153	153	100.0	0	154	153	99.4		
	444510260	3194018	VREDE CS	4	0	21	21	100.0	0	27	27	100.0	0	17	17	100.0		
	440101269	3191041	WITTEBERG SS	5	0	138	138	100.0	0	124	124	100.0	0	152	149	98.0		
Xhariep	443104215	3161001	AJC JOOSTE CS	1	2	10	9	90.0	1	11	7	63.6	4	16	12	75.0		
	441103107	3161002	ALBERTINA SISULU SS	2	20	44	36	81.8	47	58	50	86.2	30	52	51	98.1		
	443303110	3161003	BEANG TSE MOLEMO SS	3	9	26	21	80.8	36	26	23	88.5	10	26	24	92.3		
	442204126	3161004	BOARAMELO CS	1	14	26	21	80.8	25	24	20	83.3	22	21	18	85.7		
	442304245	3161060	DIAMANTHOOGTE COMBINED SCHOOL	2	0	51	42	82.4	0	49	38	77.6	12	46	33	71.7		
	441103197	3161006	EDENBURG CS	1	0	21	18	85.7	0	14	12	85.7	4	16	13	81.3		
	443303199	3161010	HENDRIK POTGIETER AS	4	0	27	25	92.6	0	33	33	100.0	0	24	24	100.0		
	442104188	3161011	IKANYEGENG CS	2	1	34	32	94.1	0	27	22	81.5	0	22	20	90.9		
	443104274	3161012	IPETLENG SS	1	6	88	37	42.0	80	73	22	30.1	18	33	28	84.8		
	442104209	3161015	JACOBSDAL LANDBOUSKOOL	5	0	56	56	100.0	2	69	69	100.0	0	62	62	100.0		
	442304217	3161017	KOFFIEFONTEIN CS	4	0	29	28	96.6	0	22	21	95.5	7	18	16	88.9		
	445203100	3161019	LERE LA THUTO SS	1	52	90	71	78.9	39	43	41	95.3	30	30	26	86.7		
	441304247	3161022	LUCKHOFF CS	2	4	26	19	73.1	8	21	16	76.2	0	18	16	88.9		
	441304220	3161029	OLIEN SS	1	4	39	27	69.2	21	35	29	82.9	32	44	39	88.6		
	442104263	3161030	PANORAMA CS	2	4	15	13	86.7	1	26	25	96.2	0	21	18	85.7		
	440203200	3161031	PELLISSIER CS	3	0	11	11	100.0	2	19	19	100.0	5	16	14	87.5		
	443203190	3161032	PHILIPPOLIS SS	2	0	28	19	67.9	21	47	41	87.2	8	31	28	90.3		
	444103117	3161054	PT SANDERS COMBINED SCHOOL	2	5	8	3	37.5	5	10	5	50.0	1	11	1	9.1		
	442304132	3161033	REIKAELETSE SS	2	16	28	25	89.3	7	23	17	73.9	0	14	14	100.0		
	443803600	3161034	RELEBOHILE SIBULELE CS	2	13	46	45	97.8	26	39	38	97.4	16	57	48	84.2		
	445203226	3161061	SAMUEL JOHNSON COMBINED	1					4	66	58	87.9	24	86	79	91.9		
	440203193	3161038	SPRINGFONTEIN SS	2	16	35	34	97.1	6	39	27	69.2	10	35	29	82.9		
	443503106	3161039	THABO-VUYO SS	2	15	56	50	89.3	39	57	49	86.0	30	65	60	92.3		
	444103244	3161040	TROMPSBURG SS	3	8	26	26	100.0	28	31	27	87.1	11	25	25	100.0		
	440203105	3161044	WONGALETHU SS	3	13	36	36	100.0	41	36	36	100.0	41	45	41	91.1		
	445203201	3161046	ZASTRON CS	4	0	30	29	96.7	1	27	27	100.0	0	19	19	100.0		

GAUTENG



GAUTENG

District Name	EMIS No	Centre No	Centre Name	Quintile	2017				2018				2019						
					No Progressed	Wrote	Achieved	% Achieved	No Progressed	Wrote	Achieved	% Achieved	No Progressed	Wrote	Achieved	% Achieved			
EKURHULENI NORTH	700400186	8400186	ARMOUR FOUNDATION LEARNING INSTITUTE	99	5	59	59	100.0	7	48	47	97.9	3	55	53	96.4			
	700310136	8310136	ASHBURY SCHOOL	99	0	22	22	100.0	0	23	23	100.0	0	25	24	96.0			
	700160184	8160184	BEDFORDVIEW HIGH SCHOOL	5	1	75	50	66.7	32	118	95	80.5	0	106	82	77.4			
	700312158	8312158	BENONI CHRISTIAN SCHOOL	99	0	1	1	100.0	0	3	3	100.0	0	5	5	100.0			
	700310904	8310904	BENONI EDUCATIONAL COLLEGE	99	3	71	60	84.5	10	74	53	71.6	0	60	56	93.3			
	700310151	8310151	BENONI HIGH SCHOOL	5	0	291	287	98.6	1	323	317	98.1	3	285	284	99.6			
	700312091	8312091	BENONI MUSLIM SCHOOL	99	0	41	41	100.0	0	50	50	100.0	0	56	54	96.4			
	700400054	8400054	BERTHARRY ENGLISH PRIVATE SCHOOL	99	4	28	28	100.0	0	31	31	100.0	12	35	34	97.1			
	700260620	8260620	BOITUMELONG SECONDARY SCHOOL	4	16	121	105	86.8	47	106	100	94.3	1	132	116	87.9			
	700260646	8260646	BOKAMOSO SECONDARY SCHOOL	4	22	143	131	91.6	94	170	155	91.2	49	138	134	97.1			
	700400669	8400669	CHARLOTTE MAXEKE SECONDARY	3	29	112	99	88.4	10	161	154	95.7	41	159	134	84.3			
	700400643	8400643	CHIEF LUTHULI SEC SCHOOL	5	0	70	52	74.3	15	103	90	87.4	4	94	88	93.6			
	700400251	8400251	CRYSTAL PARK HIGH SCHOOL	4	6	61	55	90.2	15	69	52	75.4	21	60	49	81.7			
	700400098	8400098	DALPARK LEARNING ACADEMY	99					6	58	49	84.5	8	53	43	81.1			
	700160291	8160291	DAWNVIEW HIGH SCHOOL	5	21	77	69	89.6	11	78	76	97.4	16	116	103	88.8			
		8800022	DESIGNATED CENTRE EKURHULENI NORTH	99					1	5	1	20.0	4	57	19	33.3			
	700310995	8310995	DINOTO TECHNICAL SECONDARY	3	36	138	103	74.6	35	112	105	93.8	43	153	109	71.2			
	700160572	8160572	DOWERGLEN HIGH SCHOOL	5	0	72	68	94.4	0	71	69	97.2	1	97	95	97.9			
	700312124	8312124	EAST RAND SCHOOL OF ARTS	4	11	46	33	71.7	3	48	39	81.3	8	42	39	92.9			
	700160390	8160390	EDENGLLEN HIGH SCHOOL	5	0	267	261	97.8	0	287	271	94.4	3	322	304	94.4			
	700160416	8160416	EDENVALE HIGH SCHOOL	5	0	233	228	97.9	0	244	237	97.1	1	233	231	99.1			
	700260711	8260711	ELITE SECONDARY COLLEGE	99	2	26	26	100.0	5	28	27	96.4	3	27	27	100.0			
	700310870	8310870	EPHES MAMKELI SEC SCHOOL	3	33	173	159	91.9	42	173	161	93.1	34	187	152	81.3			
	700260794	8260794	ESSELEN PARK SPORT SCHOOL OF EXCELLENCE	99	0	15	14	93.3	0	17	17	100.0	0	19	18	94.7			
	700311050	8311050	ETWATWA SECONDARY SCHOOL	3	44	105	67	63.8	30	76	68	89.5	41	78	73	93.6			
	700310284	8310284	GKOMBINEERDE SKOOL NOORDERLIG	5	3	113	94	83.2	0	91	75	82.4	7	104	75	72.1			
	700400124	8400124	GLOBAL SEC COLLEGE	99	8	40	37	92.5	5	36	36	100.0	11	47	45	95.7			
	700400716	8400716	HENPRO SOLUTIONS COLLEGE INDEPENDENT	1	2	6	4	66.7	2	15	6	40.0	0	10	6	60.0			
	700260109	8260109	HOERSKOOL BIRCHLEIGH	5	4	265	246	92.8	11	328	306	93.3	7	355	309	87.0			
	700310318	8310318	HOERSKOOL BRANDWAG	5	0	148	144	97.3	1	114	114	100.0	0	146	145	99.3			
700160598	8160598	HOERSKOOL GOUDRIF	5	2	118	115	97.5	3	99	89	89.9	2	86	83	96.5				
700310326	8310326	HOERSKOOL HANS MOORE	5	1	112	104	92.9	2	102	89	87.3	2	119	107	89.9				
700260117	8260117	HOERSKOOL JEUGLAND	5	0	166	164	98.8	0	178	176	98.9	0	188	182	96.8				

GAUTENG

District Name	EMIS No	Centre No	Centre Name	Quintile	2017				2018				2019						
					No Progressed	Wrote	Achieved	% Achieved	No Progressed	Wrote	Achieved	% Achieved	No Progressed	Wrote	Achieved	% Achieved			
EKURHULENI NORTH	700260125	8260125	HOERSKOOL KEMPTON PARK	5	1	265	258	97.4	0	233	229	98.3	0	220	216	98.2			
	700160622	8160622	HOERSKOOL VRYBURGER	5	4	185	176	95.1	0	120	88	73.3	6	104	91	87.5			
	700311100	8311100	HULWAZI SECONDARY SCHOOL	3	55	134	116	86.6	92	177	163	92.1	44	194	170	87.6			
	700260836	8260836	IKUSASA COMPREHENSIVE SCHOOL	3	46	158	115	72.8	28	131	115	87.8	91	107	102	95.3			
	700260877	8260877	INQAYIZEVELE SECONDARY SCHOOL	4	77	224	187	83.5	76	229	189	82.5	43	294	234	79.6			
	700260976	8260976	JIYANA SECONDARY SCHOOL	4	29	159	154	96.9	40	213	210	98.6	61	172	168	97.7			
	700310383	8310383	KATHSTAN COLLEGE	99	0	14	14	100.0	0	10	9	90.0	0	14	14	100.0			
	700260158	8260158	KEMPTON PANORAMA	4	0	9	9	100.0	0	9	9	100.0	0	1	1	100.0			
	700400247	8400247	KINGSWAY SECONDARY SCHOOL	1	104	124	81	65.3	75	106	70	66.0	38	127	96	75.6			
	700400510	8400510	LEADERS CHRISTIAN ACADEMY	99	0	3	3	100.0	0	6	6	100.0	0	7	5	71.4			
	700311258	8311258	LESIBA SECONDARY SCHOOL	5	43	181	174	96.1	62	155	147	94.8	94	194	190	97.9			
	700310060	8310060	LIVERPOOL SECONDARY SCHOOL	5	4	182	166	91.2	16	156	136	87.2	35	182	148	81.3			
	700311290	8311290	MABUYA SECONDARY SCHOOL	3	52	128	104	81.3	28	113	101	89.4	90	134	123	91.8			
	700261727	8261727	MARANATHA CHRISTIAN	99	0	63	63	100.0	0	52	52	100.0	0	61	61	100.0			
	700261057	8261057	MASIQHAKAZE SECONDARY SCHOOL	4	54	122	104	85.2	72	192	143	74.5	37	160	120	75.0			
	700261065	8261065	MASISEBENZE COMPREHENSIVE SCHOOL	4	47	190	183	96.3	65	139	132	95.0	102	207	182	87.9			
	700400001	8400001	NEW MILLENNIUM COLLEGE	99	1	23	22	95.7	1	13	12	92.3	2	17	17	100.0			
	700260471	8260471	NORKEM PARK HIGH SCHOOL	5	20	151	148	98.0	16	166	156	94.0	32	266	240	90.2			
	700261677	8261677	OOS-RAND AKADEMIE	99	0	10	9	90.0	0	6	6	100.0	0	10	10	100.0			
	700400059	8400059	OXFORD COMBINED COLLEGE	99	0	46	38	82.6	0	38	34	89.5	2	29	28	96.6			
	700312075	8312075	PETIT HIGH SCHOOL	4	43	144	130	90.3	30	182	162	89.0	33	200	140	70.0			
	700400138	8400138	PHOMOLONG SECONDARY SCHOOL	3	10	222	169	76.1	28	209	181	86.6	0	205	192	93.7			
	700162339	8160556	PRIMROSE HIGH SCHOOL	5	0	183	173	94.5	2	174	162	93.1	3	148	133	89.9			
	700260133	8260133	RHODESFIELD TECHNICAL HIGH SCHOOL	5	37	210	177	84.3	14	118	98	83.1	6	102	77	75.5			
	700260562	8260562	SIR PIERRE VAN RYNEVELD HIGH SCHOOL	5	3	177	168	94.9	12	205	189	92.2	3	232	210	90.5			
	700261222	8261222	SIZWE SECONDARY SCHOOL	3	16	85	70	82.4	21	104	79	76.0	23	98	84	85.7			
	700260810	8260810	SPARTAN HIGH SCHOOL	99	6	71	66	93.0	9	73	68	93.2	7	65	60	92.3			
	700400281	8400281	ST ATHANASIUS ORTHODOX CHRISTIAN SCH	99	2	45	41	91.1	3	55	45	81.8	2	35	32	91.4			
	700311696	8311696	ST FRANCIS COLLEGE	99	0	54	54	100.0	0	57	56	98.2	0	76	75	98.7			
	700400768	8400768	SUNRISE COMB SCHOOL INDEPENDENT CENT	1	0	40	30	75.0	0	28	23	82.1	0	44	44	100.0			

GAUTENG

District Name	EMIS No	Centre No	Centre Name	Quintile	2017				2018				2019					
					No Progressed	Wrote	Achieved	% Achieved	No Progressed	Wrote	Achieved	% Achieved	No Progressed	Wrote	Achieved	% Achieved		
EKURHULENI NORTH	700261172	8261172	SUPERO PRIVATE COMBINED SCHOOL	99	0	27	27	100.0	0	18	18	100.0	0	28	28	100.0		
	700888030	8888030	TAAL-NET INSTITUTE	99	1	20	12	60.0	1	13	6	46.2	2	26	12	46.2		
	700261305	8261305	TEMBISA SECONDARY SCHOOL	4	45	239	183	76.6	106	320	224	70.0	73	250	214	85.6		
	700400117	8400117	TEMBISA WEST SECONDARY SCHOOL	4	46	113	103	91.2	69	111	101	91.0	82	132	129	97.7		
	700261313	8261313	TERSIA KING LEARNING ACADEMY	99	0	67	62	92.5	0	59	55	93.2	0	69	59	85.5		
	700400301	8400301	THE TRAINING ACADEMY	99	0	7	6	85.7	0	9	7	77.8	0	8	8	100.0		
	700261362	8261362	THUTO-KE-MAATLA COMPREHENSIVE SCHOOL	4	93	113	100	88.5	102	191	150	78.5	61	124	110	88.7		
	700400400	8400400	TSWELOPELE SECONDARY SCHOOL	1	13	135	114	84.4	51	158	144	91.1	51	83	75	90.4		
	700311613	8311613	UNITY SECONDARY SCHOOL	5	31	246	235	95.5	38	238	216	90.8	59	285	259	90.9		
	700888029	8888029	WESTWOOD INDEPENDENT SCHOOL	99	0	5	3	60.0	1	30	12	40.0	0	24	9	37.5		
	700310094	8310094	WILLIAM HILLS SECONDARY SCHOOL	5	15	51	44	86.3	3	38	37	97.4	2	36	35	97.2		
	700310847	8310847	WILLOWMOORE HIGH SCHOOL	5	5	162	159	98.1	9	160	154	96.3	4	187	177	94.7		
	700260596	8260596	WINDSOR HOUSE ACADEMY	99	0	16	16	100.0	0	12	9	75.0	0	12	9	75.0		
	700400514	8400514	WINNIE MANDELA SECONDARY SCHOOL	1	50	206	141	68.4	34	238	196	82.4	79	172	151	87.8		
	700310854	8310854	WORDSWORTH HIGH SCHOOL	5	0	173	167	96.5	3	160	151	94.4	1	163	149	91.4		
700261479	8261479	ZITIKENI SECONDARY SCHOOL	3	48	181	157	86.7	133	206	149	72.3	71	216	176	81.5			
EKURHULENI SOUTH	700160119	8160119	AFRIKAANSE HOERSKOOL GERMISTON	5	0	95	92	96.8	0	109	103	94.5	0	104	98	94.2		
	700340406	8340406	ALAFANG SECONDARY SCHOOL	3	12	150	117	78.0	10	189	152	80.4	34	168	140	83.3		
	700340083	8340083	ALBERTON HIGH SCHOOL	5	5	191	190	99.5	2	211	207	98.1	11	211	208	98.6		
	700888034	8888034	ALBERTON MATRIC PROJECT	3	0	1	1	100.0	0	29	25	86.2	0	26	26	100.0		
	700400012	8400012	BALMORAL COLLEGE	99	0	51	51	100.0	0	40	40	100.0	0	66	66	100.0		
	700400683	8400683	BESEK COLLEGE	99					0	6	3	50.0	0	5	5	100.0		
	700160234	8160234	BOKSBURG HIGH SCHOOL	5	1	273	270	98.9	2	263	258	98.1	7	256	255	99.6		
	700340125	8340125	BRACKEN HIGH SCHOOL	5	0	202	202	100.0	0	201	199	99.0	0	213	205	96.2		
	700400816	8400816	BUHLE PARK SEC SCHOOL	4					0	57	52	91.2	9	88	74	84.1		
	700340463	8340463	BUHLEBUZILE SECONDARY	3	79	126	76	60.3	58	74	63	85.1	89	89	63	70.8		
	0	8400752	CENTRAL COLLEGE HIGH SCHOOL	99					2	23	9	39.1	0	33	26	78.8		
	700162032	8162032	CLADELTON INTERNATIONAL COL(S A INTER)	99	0	47	31	66.0	4	28	26	92.9	6	26	20	76.9		
	0	8800008	DESIGNATED CENTRE GALLWAY PRIM SCH	99									0	4	0	0.0		
	700160317	8160317	DINWIDDIE HIGH SCHOOL	5	12	172	148	86.0	14	134	112	83.6	11	203	163	80.3		
	700340026	8340026	EDENPARK SECONDARY SCHOOL	4	71	155	118	76.1	80	206	138	67.0	29	178	109	61.2		

GAUTENG

District Name	EMIS No	Centre No	Centre Name	Quintile	2017				2018				2019				
					No Progressed	Wrote	Achieved	% Achieved	No Progressed	Wrote	Achieved	% Achieved	No Progressed	Wrote	Achieved	% Achieved	
EKURHULENI SOUTH	700400542	8400542	EDENRIDGE SECONDARY SCHOOL	2	18	172	151	87.8	93	166	149	89.8	66	164	145	88.4	
	700340562	8340562	EKETSANG SECONDARY SCHOOL	4	14	195	104	53.3	10	140	112	80.0	34	141	129	91.5	
	700161752	8161752	ERASMUS MONARENG SECONDARY SCHOOL	4	32	171	104	60.8	40	137	121	88.3	10	159	151	95.0	
	700162115	8162115	FALCONS EDUC SCHOOL	99	0	47	47	100.0	0	36	34	94.4	0	55	54	98.2	
	700161786	8161786	FRANCISCAN MATRIC PROJECT	99	24	366	315	86.1	25	343	301	87.8	17	301	259	86.0	
	700340604	8340604	FUMANA SECONDARY SCHOOL	3	62	222	185	83.3	35	214	195	91.1	53	132	126	95.5	
	700160457	8160457	GERMISTON HIGH SCHOOL	5	4	187	179	95.7	7	185	180	97.3	6	198	189	95.5	
	700400109	8400109	GLENBRACK JUN SEC SCHOOL	5	2	95	87	91.6	11	124	106	85.5	4	113	98	86.7	
	700161794	8161794	GRACELAND EDUCATION CENTRE	2	14	114	104	91.2	17	97	91	93.8	19	117	98	83.8	
	700400137	8400137	GREENFIELDS SECONDARY SCHOOL	2	30	208	126	60.6	45	175	123	70.3	27	230	140	60.9	
	700340182	8340182	HOERSKOOL ALBERTON	5	1	141	137	97.2	0	113	112	99.1	1	112	109	97.3	
	700340190	8340190	HOERSKOOL DINAMIKA	5	0	113	110	97.3	0	132	128	97.0	4	120	112	93.3	
	700160564	8160564	HOERSKOOL DR E G JANSEN	5	0	172	169	98.3	2	199	194	97.5	0	211	204	96.7	
	700160580	8160580	HOERSKOOL ELSBURG	5	5	132	117	88.6	2	116	108	93.1	5	100	83	83.0	
	700160549	8160549	HOERSKOOL ELSPARK	5	4	69	59	85.5	1	79	72	91.1	8	73	62	84.9	
	700342022	8340166	HOERSKOOL MARAIS VILJOEN	5	1	247	244	98.8	3	248	243	98.0	12	243	230	94.7	
	700160606	8160606	HOERSKOOL OOSTERLIG	5	0	185	184	99.5	0	160	156	97.5	1	201	198	98.5	
	700160614	8160614	HOERSKOOL VOORTREKKER	5	13	158	158	100.0	6	174	169	97.1	11	167	161	96.4	
	700161802	8161802	ILLINGE SECONDARY SCHOOL	3	25	104	72	69.2	13	87	46	52.9	17	76	68	89.5	
	700400268	8400268	IMPACT INDEPENDENT HIGH SCHOOL	99	1	26	25	96.2	0	39	38	97.4	0	34	34	100.0	
	700161828	8161828	INSTITUTE STATUS ACRES COMBINED SCH	99	5	39	39	100.0	3	56	51	91.1	0	63	58	92.1	
	700340711	8340711	KATLEHONG SECONDARY SCHOOL	3	76	150	94	62.7	34	73	62	84.9	68	96	82	85.4	
	700341594	8341594	KATLEHONG TECHNICAL SENIOR SEC	5	8	122	81	66.4	34	78	70	89.7	71	65	60	92.3	
	700340802	8340802	KWADUKATHOLE COMPREHENSIVE SCHOOL	4	12	308	129	41.9	31	268	200	74.6	52	262	213	81.3	
	700340810	8340810	LANDULWAZI COMPREHENSIVE SCHOOL	3	26	162	133	82.1	0	161	141	87.6	11	185	170	91.9	
	700400227	8400227	LEONDALE SECONDARY SCHOOL	4	15	232	216	93.1	3	177	167	94.4	3	253	223	88.1	
	700340844	8340844	LETHUKUTHULA SECONDARY SCHOOL	3	8	165	151	91.5	53	180	162	90.0	46	252	237	94.0	
	700161893	8161893	LETHULWAZI COMPREHENSIVE SCHOOL	4	51	143	117	81.8	65	125	98	78.4	52	129	99	76.7	
700161901	8161901	MASITHWALISANE SECONDARY SCHOOL	4	77	278	158	56.8	27	131	111	84.7	63	184	165	89.7		
700340984	8340984	MPILISWENI SECONDARY SCHOOL	3	23	209	162	77.5	19	138	118	85.5	33	183	146	79.8		

GAUTENG

District Name	EMIS No	Centre No	Centre Name	Quintile	2017				2018				2019				
					No Progressed	Wrote	Achieved	% Achieved	No Progressed	Wrote	Achieved	% Achieved	No Progressed	Wrote	Achieved	% Achieved	
EKURHULENI SOUTH	700340992	8340992	MPONTSHENG SECONDARY SCHOOL	3	38	160	119	74.4	31	125	111	88.8	26	97	82	84.5	
	700400248	8400401	O R TAMBO SECONDARY SCHOOL	3	51	124	69	55.6	24	119	83	69.7	72	154	122	79.2	
	700160051	8160051	OOSRAND SECONDARY SCHOOL	4	62	200	164	82.0	39	169	137	81.1	54	156	113	72.4	
	700400688	8400688	PALM RIDGE EXT 6 SEC SCHOOL	4					9	131	111	84.7	11	233	203	87.1	
	700340067	8340067	PALMRIDGE SECONDARY SCHOOL	2	11	134	120	89.6	32	120	101	84.2	19	138	120	87.0	
	700340331	8340331	PARKLANDS HIGH SCHOOL	5	3	60	48	80.0	19	67	40	59.7	5	57	50	87.7	
	700162156	8162156	PHINEAS XULU SECONDARY SCHOOL	4	18	211	149	70.6	8	158	130	82.3	22	153	127	83.0	
	700341099	8341099	PHUMLANI SECONDARY SCHOOL	3	38	236	217	91.9	47	220	217	98.6	35	238	230	96.6	
	700400213	8400213	PHUMULA GARDENS SENIOR SEC SCHOOL	5	28	265	190	71.7	31	188	136	72.3	26	218	162	74.3	
	700341123	8341123	PONEGO SECONDARY SCHOOL	4	28	186	143	76.9	28	214	166	77.6	46	159	143	89.9	
	700160069	8160069	REIGER PARK SECONDARY SCHOOL	2	19	115	78	67.8	25	173	109	63.0	28	194	139	71.6	
	700162016	8162016	RONDEBULT SECONDARY SCHOOL	2	12	120	106	88.3	19	144	126	87.5	18	176	154	87.5	
	0	8400886	ROYAL SCHOOLS ALBERTON	99					1	59	59	100.0	9	88	86	97.7	
	700161398	8161398	SCHOOL OF ACHIEVEMENT/ PRESTASIESKOOL	99	0	49	48	98.0	4	62	56	90.3	6	55	47	85.5	
	700341255	8341255	SIJABULILE SECONDARY SCHOOL	4	26	135	120	88.9	29	118	108	91.5	15	142	130	91.5	
	700340323	8340323	SPARROW COMBINED - ALBERTON	99	0	8	8	100.0	0	13	13	100.0	0	25	25	100.0	
	700161521	8161521	SUNWARD PARK HIGH SCHOOL	5	5	249	239	96.0	4	299	293	98.0	7	277	270	97.5	
	700341339	8341339	THABO-NTSAKO SEC SCHOOL	3	12	111	97	87.4	37	68	65	95.6	14	91	87	95.6	
	700341347	8341347	THOKO THABA SECONDARY	3	46	162	140	86.4	49	132	123	93.2	27	161	132	82.0	
	700341040	8341040	THUTO PELE SEC SCHOOL	4	39	212	132	62.3	37	224	131	58.5	21	156	133	85.3	
	700162073	8162073	THUTO-LESEDI SECONDARY SCHOOL	4	46	354	221	62.4	69	141	119	84.4	90	195	153	78.5	
	700341370	8341370	TISETSONG SECONDARY SCHOOL	3	31	180	155	86.1	15	117	110	94.0	10	161	155	96.3	
	700400535	8400535	VILLA LIZA SECONDARY SCHOOL	5	14	212	184	86.8	61	162	133	82.1	16	160	151	94.4	
	700162099	8162099	VOSLOORUS COMPREHENSIVE SECONDARY SCHOOL	5	58	110	80	72.7	19	78	72	92.3	56	66	58	87.9	
	700400139	8400139	WINDMILLPARK SEC SCHOOL	2	53	183	153	83.6	76	132	107	81.1	42	177	145	81.9	
	700341511	8341511	WINILE SECONDARY SCHOOL	2	41	145	94	64.8	35	117	99	84.6	23	161	141	87.6	
	700400122	8400122	ZONKIZIZWE SECONDARY SCHOOL	2	24	140	121	86.4	30	157	129	82.2	26	213	162	76.1	

GAUTENG

District Name	EMIS No	Centre No	Centre Name	Quintile	2017				2018				2019			
					No Progressed	Wrote	Achieved	% Achieved	No Progressed	Wrote	Achieved	% Achieved	No Progressed	Wrote	Achieved	% Achieved
GAUTENG EAST	700350025	8350025	ALRAPARK SECONDARY SCHOOL	5	12	85	67	78.8	39	82	64	78.0	29	70	63	90.0
	700400398	8400398	AMOS MAPHANGA SECONDARY SCHOOL	2	21	120	105	87.5	36	122	105	86.1	23	121	96	79.3
	700350561	8350561	ASSER MALOKA SECONDARY	1	37	126	109	86.5	74	108	92	85.2	78	119	105	88.2
	700310862	8310862	B B MYATAZA (ex ABEDNIGO MANANA)	3	37	82	74	90.2	39	81	69	85.2	13	90	82	91.1
	700400321	8400321	BRAKPAN EDUCATION CENTRE	99	1	28	21	75.0	1	28	18	64.3	0	38	24	63.2
	700310201	8310201	BRAKPAN HIGH SCHOOL	5	9	134	120	89.6	9	110	104	94.5	11	136	128	94.1
	700310938	8310938	BUHLEBEMFUNDO SECONDARY SCHOOL	3	55	176	151	85.8	16	181	149	82.3	36	222	152	68.5
	700311837	8311837	CAIPHUS NYOKA SECONDARY SCHOOL	2	6	137	90	65.7	28	94	58	61.7	12	80	40	50.0
	700400217	8400217	DALPARK SECONDARY SCHOOL	2	8	117	112	95.7	6	142	129	90.8	36	179	155	86.6
	700310979	8310979	DAVEY SECONDARY SCHOOL	3	21	94	55	58.5	74	54	36	66.7	21	56	44	78.6
	700400062	8400062	DIE HEUWEL CHRISTIAN SCHOOL	99	0	1	1	100.0	0	7	7	100.0	0	3	3	100.0
	700311001	8311001	DR HARRY GWALA SECONDARY SCHOOL	2	49	90	75	83.3	36	108	97	89.8	50	122	112	91.8
	700350058	8350058	DR W K DU PLESSIS-SKOOL	4	1	27	26	96.3	2	35	31	88.6	0	27	17	63.0
	700350686	8350686	ESIBONELWESIHLE SECONDARY	3	13	96	78	81.3	41	125	104	83.2	34	157	122	77.7
	700350074	8350074	EUREKA HIGH SCHOOL	4	17	149	96	64.4	22	119	86	72.3	14	113	77	68.1
	700310029	8310029	GELUKSDAL SECONDARY SCHOOL	4	37	199	168	84.4	4	175	131	74.9	39	178	125	70.2
	700311092	8311092	HB NYATHI SECONDARY SCHOOL	3	19	138	104	75.4	56	99	80	80.8	118	104	98	94.2
	700310300	8310300	HOERSKOOL DIE ANKER	5	0	203	199	98.0	0	189	183	96.8	2	208	191	91.8
	700350116	8350116	HOERSKOOL HUGENOTE	4	0	168	165	98.2	0	205	203	99.0	1	211	205	97.2
	700350124	8350124	HOERSKOOL JOHAN JURGENS	5	7	141	140	99.3	7	131	130	99.2	21	136	136	100.0
	700350132	8350132	HOERSKOOL JOHN VORSTER	5	2	87	83	95.4	2	109	101	92.7	2	97	94	96.9
	700310359	8310359	HOERSKOOL STOFFBERG	5	0	130	130	100.0	0	127	124	97.6	0	111	103	92.8
	700359001	8359001	JAMESON GIRLS HIGH SCHOOL	99	0	29	26	89.7	0	41	33	80.5	0	42	22	52.4
	700311142	8311142	JE MALEPE SECONDARY SCHOOL	4	19	220	203	92.3	31	198	183	92.4	31	221	187	84.6
	700350793	8350793	KENNETH MASEKELA SECONDARY	3	3	251	162	64.5	21	161	136	84.5	74	192	147	76.6
	700350843	8350843	LABAN MOTLHABI COMPREHENSIVE SCHOOL	4	31	115	99	86.1	16	114	97	85.1	15	91	82	90.1
	700400223	8400223	LANGAVILLE SECONDARY SCHOOL	2	29	156	133	85.3	36	122	108	88.5	4	162	147	90.7
	700350850	8350850	LEFA-IFA SECONDARY SCHOOL	4	16	104	81	77.9	38	110	94	85.5	8	107	88	82.2
700400216	8400216	LEKAMOSO SECONDARY SCHOOL	1	27	202	162	80.2	49	169	124	73.4	18	152	122	80.3	

GAUTENG																
District Name	EMIS No	Centre No	Centre Name	Quintile	2017				2018				2019			
					No Progressed	Wrote	Achieved	% Achieved	No Progressed	Wrote	Achieved	% Achieved	No Progressed	Wrote	Achieved	% Achieved
GAUTENG EAST	700350918	8350918	M O M SEBONI SECONDARY SCHOOL	4	62	117	104	88.9	24	107	101	94.4	43	209	189	90.4
	700311324	8311324	MAMELLONG COMPREHENSIVE	4	74	135	124	91.9	80	116	108	93.1	76	75	69	92.0
	700310581	8310581	MURIEL BRANDSKOOL	4	0	30	30	100.0	0	17	17	100.0	2	24	23	95.8
	700350371	8350371	NIGEL HIGH SCHOOL	5	5	189	181	95.8	8	119	116	97.5	9	190	167	87.9
	700350033	8350033	NIGEL SECONDARY SCHOOL	4	7	44	43	97.7	5	72	70	97.2	7	45	42	93.3
	700350934	8350934	NIMROD NDEBELE SECONDARY SCHOOL	4	19	185	142	76.8	23	165	144	87.3	13	179	152	84.9
	700350959	8350959	NKUMBULO SECONDARY SCHOOL	4	26	143	103	72.0	30	141	123	87.2	64	138	118	85.5
	700350397	8350397	OLYMPIA PARK SCHOOL	4	0	25	23	92.0	0	20	19	95.0	0	29	26	89.7
	700400249	8400249	PHAKAMANI SECONDARY SCHOOL	3	21	149	122	81.9	45	148	104	70.3	56	156	107	68.6
	700311431	8311431	PHANDIMFUNDO SECONDARY SCHOOL	2	91	230	188	81.7	16	192	169	88.0	0	183	157	85.8
	700351007	8351007	PHULONG SECONDARY SCHOOL	4	25	100	83	83.0	21	156	135	86.5	14	180	136	75.6
	700350447	8350447	PROTEASKOOL / SCHOOL	4	3	31	29	93.5	0	23	20	87.0	0	34	29	85.3
	700400152	8400152	QUANTUM SECONDARY SCHOOL	1	24	105	91	86.7	33	98	85	86.7	57	107	89	83.2
	700311456	8311456	RESHOGOFADITSWE SECONDARY SCHOOL	2	43	117	98	83.8	33	183	152	83.1	38	155	113	72.9
	700311464	8311464	RIVONI SECONDARY SCHOOL	3	31	134	113	84.3	40	133	110	82.7	33	108	90	83.3
	700350470	8350470	SPRINGS BOYS HIGH SCHOOL	5	3	135	129	95.6	1	135	130	96.3	5	137	133	97.1
	700350488	8350488	SPRINGS GIRLS HIGH SCHOOL	5	0	134	134	100.0	2	133	133	100.0	6	143	142	99.3
	700350504	8350504	SPRINGS MUSLIM SCHOOL	99	0	18	18	100.0	1	16	16	100.0	0	17	17	100.0
	700350041	8350041	SPRINGS SECONDARY SCHOOL	5	3	86	85	98.8	7	122	117	95.9	13	136	123	90.4
	700350108	8350108	SPRINGS TECHNICAL SCHOOL	4	10	92	84	91.3	20	69	63	91.3	12	71	62	87.3
	700400153	8400153	TANDI ELEANOR SIBEKO SCHOOL	4	10	97	68	70.1	12	95	76	80.0	22	108	87	80.6
	700311548	8311548	THOLULWAZI SECONDARY SCHOOL	3	17	189	121	64.0	67	125	108	86.4	27	152	142	93.4
	700351171	8351171	TLAKULA SECONDARY SCHOOL	3	31	170	97	57.1	24	143	111	77.6	31	168	123	73.2
	700400697	8400697	TSAKANE EXT 8 SECONDARY SCHOOL	3	4	103	51	49.5	1	146	99	67.8	13	99	83	83.8
	700311589	8311589	TSAKANE SECONDARY SCHOOL	3	9	173	141	81.5	56	156	147	94.2	31	204	172	84.3
	700311852	8311852	VEZUKHONO SECONDARY SCHOOL	1	18	223	165	74.0	32	87	59	67.8	21	97	85	87.6
	700351296	8351296	ZIKHETHELE SECONDARY SCHOOL	3	35	107	76	71.0	17	74	49	66.2	17	71	59	83.1
	700351304	8351304	ZIMISELE SECONDARY SCHOOL	3	36	130	119	91.5	39	128	97	75.8	50	78	74	94.9

GAUTENG

District Name	EMIS No	Centre No	Centre Name	Quintile	2017				2018				2019					
					No Progressed	Wrote	Achieved	% Achieved	No Progressed	Wrote	Achieved	% Achieved	No Progressed	Wrote	Achieved	% Achieved		
GAUTENG NORTH	700400183	8400183	ABBOTTS COLLEGE SILVER LAKES	99	0	76	75	98.7	0	86	84	97.7	0	84	83	98.8		
	700240549	8219004	BAVIAANSPOORT EMTHONJENI YOUTH CEN	99	0	5	5	100.0	0	6	6	100.0	0	5	5	100.0		
	700211334	8211334	CHIPA-TABANE SECONDARY SCHOOL	2	40	172	133	77.3	59	150	130	86.7	71	137	129	94.2		
	700210062	8210062	CULTURA HIGH SCHOOL	4	4	119	74	62.2	7	91	77	84.6	18	108	89	82.4		
	700211359	8211359	DAN KUTUMELA SEC SCHOOL	2	52	155	115	74.2	52	110	101	91.8	46	140	123	87.9		
	700211599	8211599	DOXA DEO EDENDALE INDEP SCHOOL	99	0	86	77	89.5	3	72	68	94.4	4	69	59	85.5		
	700920186	8920186	EKANGALA SECONDARY SCHOOL	4	57	237	188	79.3	44	203	174	85.7	121	176	147	83.5		
	700210096	8210096	GEKOMBINEERDE SKOOL CULLINAN	5	0	74	65	87.8	0	80	70	87.5	1	58	53	91.4		
	700210179	8210179	HOERSKOOL ERASMUS	5	1	111	106	95.5	0	94	94	100.0	3	143	136	95.1		
	700221291	8221291	LESEDI SECONDARY SCHOOL	2	19	72	61	84.7	26	52	49	94.2	52	53	52	98.1		
	700920538	8920538	LINGITJHUDU SECONDARY SCHOOL	2	2	137	96	70.1	28	93	75	80.6	29	62	51	82.3		
	700921692	8921692	MAHLENGA SECONDARY SCHOOL	1	3	45	38	84.4	13	57	57	100.0	12	34	33	97.1		
	700400155	8400155	MPUMELELO SECONDARY SCHOOL	2	28	89	58	65.2	12	87	68	78.2	34	98	90	91.8		
	700921428	8921428	SITJHEJIWE SECONDARY SCHOOL	2	35	72	43	59.7	18	31	24	77.4	19	9	8	88.9		
	700212001	8212001	STAR OF HOPE SCHOOL	99	2	48	47	97.9	5	52	52	100.0	2	43	42	97.7		
	700400414	8400414	STEVE BIKOVILLE SEC SCHOOL	1	35	115	67	58.3	40	94	63	67.0	22	59	52	88.1		
	700922475	8922475	STRAUSS SECONDARU SCHOOL	2	25	188	123	65.4	106	102	86	84.3	34	87	85	97.7		
700211789	8211789	WOZANIBONE INTERM SCHOOL	1	19	49	31	63.3	15	30	27	90.0	9	36	36	100.0			
700400516	8400516	ZITHOBENI SECONDARY SCHOOL	1	18	63	40	63.5	14	51	38	74.5	39	31	26	83.9			
GAUTENG WEST	700270595	8270595	AB PHOKOMPE SECONDARY SCHOOL	5	2	184	136	73.9	19	111	89	80.2	10	138	128	92.8		
	700250027	8250027	AHMED TIMOL SECONDARY	5	6	183	180	98.4	23	170	169	99.4	15	180	177	98.3		
	700252346	8252346	AZAADVILLE MUSLIM SCHOOL	99	0	28	28	100.0	0	18	18	100.0	0	30	30	100.0		
	700270603	8270603	BADIRILE SECONDARY SCHOOL	4	24	216	117	54.2	35	137	114	83.2	41	176	160	90.9		
	700270041	8270041	CARLETON JONES HIGH SCHOOL	5	6	135	133	98.5	1	126	125	99.2	0	175	171	97.7		
	700930376	8930376	FOCHVILLE HIGH SCHOOL	4	0	121	118	97.5	1	124	123	99.2	0	89	87	97.8		
	0	8400734	FOCHVILLE SEC SCHOOL	5					0	16	9	56.3	1	22	14	63.6		
	700270306	8270306	GLENHARVIE COMBINED SCHOOL	5	1	54	49	90.7	1	59	53	89.8	0	49	47	95.9		
	700250183	8250183	HOER TEGNIESE SKOOL N DIEDERICHS	5	1	71	70	98.6	2	61	47	77.0	2	76	53	69.7		
	700250191	8250191	HOERSKOOL BASTION	5	0	104	104	100.0	0	116	114	98.3	0	124	121	97.6		

GAUTENG

District Name	EMIS No	Centre No	Centre Name	Quintile	2017				2018				2019				
					No Progressed	Wrote	Achieved	% Achieved	No Progressed	Wrote	Achieved	% Achieved	No Progressed	Wrote	Achieved	% Achieved	
GAUTENG WEST	700250209	8250209	HOERSKOOL BEKKER	4	0	126	123	97.6	0	110	109	99.1	2	86	82	95.3	
	700270090	8270090	HOERSKOOL CARLETONVILLE	5	0	114	107	93.9	0	121	118	97.5	3	148	134	90.5	
	700250241	8250241	HOERSKOOL JAN DE KLERK	5	3	141	130	92.2	2	82	73	89.0	4	83	72	86.7	
	700270116	8270116	HOERSKOOL JAN VILJOEN	4	0	138	127	92.0	0	119	105	88.2	0	104	97	93.3	
	700250258	8250258	HOERSKOOL MONUMENT	5	0	293	292	99.7	0	274	274	100.0	2	291	290	99.7	
	700250266	8250266	HOERSKOOL NOORDHEUWEL	5	0	285	285	100.0	0	314	313	99.7	1	303	303	100.0	
	700270124	8270124	HOERSKOOL RIEBEECKRAND	5	0	148	147	99.3	1	167	163	97.6	0	122	119	97.5	
	700270132	8270132	HOERSKOOL WESTONARIA	5	1	160	150	93.8	3	135	125	92.6	8	114	95	83.3	
	700270140	8270140	HOERSKOOL WONDERFONTEIN	5	14	55	52	94.5	11	74	64	86.5	18	79	66	83.5	
	700934269	8934269	IMFUNDO SECONDARY SCHOOL	3	10	114	98	86.0	38	73	63	86.3	38	114	74	64.9	
	700400047	8400047	ITHUTENG SEC SCHOOL	1	8	76	64	84.2	2	94	73	77.7	4	84	57	67.9	
	700251504	8251504	KAGISO SECONDARY SCHOOL	4	19	124	79	63.7	14	71	66	93.0	17	87	82	94.3	
	700270819	8270819	KGOTHALANG SECONDARY SCHOOL	2	9	181	134	74.0	18	116	102	87.9	19	228	137	60.1	
	700250563	8250563	KRUGERSDORP HIGH SCHOOL	5	0	265	261	98.5	1	262	251	95.8	2	267	257	96.3	
	700270850	8270850	LETSATSING SECONDARY SCHOOL	4	16	150	133	88.7	11	108	103	95.4	7	128	124	96.9	
	700252867	8252867	LODIRILE SEC SCHOOL	2	10	124	122	98.4	38	151	144	95.4	45	178	168	94.4	
	700400202	8400202	LUKHANYO HIGH SCHOOL	2	3	60	50	83.3	2	54	46	85.2	2	98	84	85.7	
	700252452	8251181	MADIBA SECONDARY SCHOOL	4	10	128	114	89.1	13	220	184	83.6	14	195	182	93.3	
	700400733	8400733	MAGALIESBURG SEC SCHOOL	5	1	15	14	93.3	3	29	29	100.0	7	55	53	96.4	
	700251611	8251611	MAGALIESBURG STATE SCHOOL	3	2	107	95	88.8	6	64	63	98.4	0	34	32	94.1	
	700252262	8252262	MANDISA SHICEKA SECONDARY SCHOOL	5	46	214	208	97.2	38	164	161	98.2	31	219	203	92.7	
	700251678	8251678	MATLA COMBINED SCHOOL	2	6	45	40	88.9	18	49	45	91.8	13	57	52	91.2	
	700251736	8251736	MOSUPATSELA SECONDARY SCHOOL	4	20	285	253	88.8	20	225	211	93.8	22	138	124	89.9	
	700270991	8270991	PHAHAMA SECONDARY SCHOOL	3	11	143	139	97.2	38	180	168	93.3	41	146	144	98.6	
	700270488	8270488	RANDFONTEIN HIGH SCHOOL	5	0	194	194	100.0	0	175	173	98.9	0	212	211	99.5	
	700270025	8270025	RANDFONTEIN SECONDARY SCHOOL	4	2	158	88	55.7	24	156	118	75.6	36	86	55	64.0	
	700400365	8400365	RANDVIEW COLLEGE	99	3	17	17	100.0	3	17	14	82.4	12	23	13	56.5	
	700271528	8271528	RELEBOGILE SEC SCHOOL	3	7	131	101	77.1	8	107	100	93.5	14	127	108	85.0	
	700400524	8400524	RIETVALLEI EXT 5 SECONDARY SCHOOL	2	2	71	65	91.5	3	57	53	93.0	8	100	92	92.0	
	700251835	8251835	SCHAUMBURG COMBINED SCHOOL	1	3	43	35	81.4	5	49	40	81.6	2	33	28	84.8	

GAUTENG

District Name	EMIS No	Centre No	Centre Name	Quintile	2017				2018				2019			
					No Progressed	Wrote	Achieved	% Achieved	No Progressed	Wrote	Achieved	% Achieved	No Progressed	Wrote	Achieved	% Achieved
GAUTENG WEST	700251892	8251892	SG MAFAESA SECONDARY SCHOOL	4	2	130	125	96.2	6	176	143	81.3	6	116	113	97.4
	700400120	8400120	SIMUNYE SEC SCHOOL	1	22	151	110	72.8	6	196	106	54.1	16	127	81	63.8
	700271502	8271502	T M LETLHAKE SEC SCHOOL	1	6	185	153	82.7	10	185	134	72.4	24	242	141	58.3
	700400222	8400222	THATHULWAZI WR HIGH SCHOOL	2	17	98	90	91.8	6	190	157	82.6	10	129	96	74.4
	700932124	8932124	THUTO KITSO COMP	3	11	122	96	78.7	11	156	98	62.8	7	118	88	74.6
	700251991	8251991	THUTO LEFA SECONDARY SCHOOL	3	28	168	144	85.7	16	126	115	91.3	22	137	120	87.6
	700270934	8270934	THUTO LEHAKWE SEC SCHOOL	3	25	77	70	90.9	24	125	113	90.4	35	128	122	95.3
	700400203	8400203	THUTO PELE SECONDARY SCHOOL	2	0	106	104	98.1	7	108	102	94.4	19	111	100	90.1
	700251124	8251124	TOWNVIEW HIGH SCHOOL	5	8	132	120	90.9	8	93	86	92.5	4	129	121	93.8
	700271148	8271148	TSWASONGU SECONDARY SCHOOL	3	8	81	73	90.1	31	111	104	93.7	33	106	90	84.9
	700400508	8400508	UNI HIGH WEST RAND	99	0	21	16	76.2	0	26	20	76.9	0	20	16	80.0
	700932332	8932332	WEDELA TECHNICAL HIGH SCHOOL	3	3	92	76	82.6	5	118	101	85.6	19	122	99	81.1
JOHANNESBURG CENTRAL	700400408	8400408	ABBOTTS COLLEGE JOHANNESBURG SOUTH	99	0	67	62	92.5	1	57	49	86.0	0	44	41	93.2
	700133652	8133652	ADELAIDE TAMBO (J C MERKIN WHITE CITY)	99	0	14	13	92.9	5	33	30	90.9	2	28	22	78.6
	700121210	8121210	ALTMONT TECHNICAL HIGH SCHOOL	1	20	134	114	85.1	40	155	113	72.9	0	128	110	85.9
	700110536	8110536	AURORA COMPREHENSIVE SCHOOL	3	16	200	109	54.5	0	144	71	49.3	31	80	66	82.5
	700400820	8400820	BASA PROTEA GLEN (INDEP CENTRE)	99	1	69	64	92.8	3	75	70	93.3	2	112	105	93.8
	700121236	8121236	BHUKULANI SECONDARY SCHOOL	3	10	131	121	92.4	9	195	181	92.8	11	241	217	90.0
	0	8400876	CURTIS NKONDO SEC SCHOOL	1									0	119	114	95.8
	700132043	8132043	DALIWONGA SECONDARY SCHOOL	4	1	134	125	93.3	5	127	106	83.5	5	151	136	90.1
	700132746	8132746	DR BEYERS NAUDE SECONDARY SCHOOL	4	3	107	72	67.3	3	68	47	69.1	0	67	46	68.7
	700110601	8110601	DR BW VILAKAZI SECONDARY SCHOOL	3	61	132	95	72.0	47	155	93	60.0	57	161	117	72.7
	700120030	8120030	ELDOMAINE HIGH SCHOOL	4	1	111	90	81.1	12	116	77	66.4	7	153	112	73.2
	700120097	8120097	ELDORADO PARK SECONDARY SCHOOL	4	24	119	106	89.1	29	219	187	85.4	41	208	162	77.9
	700110643	8110643	EMDENI SECONDARY SCHOOL	4	28	56	54	96.4	36	62	56	90.3	28	88	73	83.0
	700120501	8120501	FOREST HIGH SCHOOL	5	6	151	115	76.2	10	202	140	69.3	8	202	129	63.9
	700400531	8400531	FREEDOM PARK SECONDARY SCHOOL	1	45	175	140	80.0	0	198	150	75.8	59	398	217	54.5
	700120550	8120550	HOERSKOOL DIE FAKKEL	5	2	183	145	79.2	18	171	128	74.9	16	105	97	92.4
	700120576	8120576	HOERSKOOL PRESIDENT	5	0	238	231	97.1	4	208	205	98.6	1	234	222	94.9
700121392	8121392	IBHONGO SECONDARY SCHOOL	2	3	107	93	86.9	10	126	110	87.3	10	170	132	77.6	

GAUTENG

District Name	EMIS No	Centre No	Centre Name	Quintile	2017				2018				2019				
					No Progressed	Wrote	Achieved	% Achieved	No Progressed	Wrote	Achieved	% Achieved	No Progressed	Wrote	Achieved	% Achieved	
JOHANNESBURG CENTRAL	700400174	8400174	ITHEMBA INSTITUTE OF TECHNOLOGY	99	0	30	22	73.3	0	29	24	82.8	3	20	13	65.0	
	700121442	8121442	JABULANI TECHNICAL SECONDARY SCHOOL	4	48	33	26	78.8	27	84	57	67.9	27	31	26	83.9	
	700400107	8400107	KENNILWORTH SECONDARY SCHOOL	5	1	91	91	100.0	3	101	99	98.0	2	108	107	99.1	
	700120188	8120188	KLIPSPRUIT-WES SECONDARY SCHOOL	4	7	131	65	49.6	9	86	37	43.0	6	47	28	59.6	
	700120204	8120204	KLIPTOWN SECONDARY SCHOOL	4	21	165	121	73.3	14	198	172	86.9	30	153	122	79.7	
	700110510	8110510	KWADEDANGENDLALE SECONDARY SCHOOL	3	8	188	148	78.7	1	189	176	93.1	30	166	143	86.1	
	700120212	8120212	LANCEA VALE SECONDARY SCHOOL	4	11	163	141	86.5	54	194	156	80.4	24	181	113	62.4	
	700110874	8110874	LAVELA SECONDARY SCHOOL	3	43	169	114	67.5	46	137	80	58.4	36	116	85	73.3	
	700110155	8110155	LENASIA SECONDARY SCHOOL	5	0	185	170	91.9	8	180	170	94.4	11	152	151	99.3	
	700110890	8110890	LENZ PUBLIC SCHOOL	4	7	164	142	86.6	12	107	88	82.2	3	68	63	92.6	
	700121491	8121491	LETARE SECONDARY SCHOOL	4	11	93	79	84.9	17	64	59	92.2	25	66	62	93.9	
	700121525	8121525	MAFORI MPHABLELE COMPREHENSIVE SCHOOL	4	31	220	178	80.9	60	145	122	84.1	69	178	143	80.3	
	700110999	8110999	MAPETLA HIGH SCHOOL	4	56	138	117	84.8	10	128	105	82.0	13	143	96	67.1	
	700110247	8110247	MH JOOSUB TECHNICAL SECONDARY SCHOOL	5	31	164	120	73.2	13	113	99	87.6	21	104	90	86.5	
	700120253	8120253	MISSOURILAAN SECONDARY SCHOOL	4	57	108	63	58.3	79	85	70	82.4	25	97	64	66.0	
	700132498	8132498	MNCUBE SECONDARY SCHOOL	4	0	53	40	75.5	11	32	24	75.0	1	73	50	68.5	
	700121574	8121574	MOLETSANE SECONDARY SCHOOL	4	61	118	99	83.9	30	131	123	93.9	36	111	108	97.3	
	700120840	8120840	MONDEOR HIGH SCHOOL	5	9	308	292	94.8	13	275	264	96.0	17	313	297	94.9	
	700132571	8132571	MORRIS ISAACSON SECONDARY SCHOOL	3	67	215	138	64.2	53	107	56	52.3	35	47	33	70.2	
	700111112	8111112	NALEDI SECONDARY SCHOOL	4	35	91	56	61.5	31	62	44	71.0	16	47	41	87.2	
	0	8400696	NEW GENERATION SCHOOL	99					0	16	11	68.8	0	28	21	75.0	
	700111120	8111120	NGHUNGHUNYANI COMPREHENSIVE	3	14	73	56	76.7	9	77	55	71.4	18	71	38	53.5	
	700110262	8110262	NIRVANA SECONDARY SCHOOL	5	2	142	127	89.4	15	140	120	85.7	15	157	126	80.3	
	700111666	8111666	NUR-UL-ISLAM SCHOOL	99	0	11	11	100.0	0	15	15	100.0	0	16	16	100.0	
	700121665	8121665	PACE SECONDARY PRIVATE SCHOOL	4	12	104	95	91.3	18	107	96	89.7	21	94	81	86.2	
	700121681	8121681	PHAFOGANG SECONDARY SCHOOL	4	9	88	51	58.0	26	82	54	65.9	31	66	47	71.2	
	700400244	8400244	PROTEA GLEN SECONDARY SCHOOL	5	4	179	136	76.0	29	240	197	82.1	22	181	160	88.4	
	700111195	8111195	PRUDENS SECONDARY SCHOOL	3	17	27	25	92.6	7	39	37	94.9	11	26	26	100.0	

GAUTENG

District Name	EMIS No	Centre No	Centre Name	Quintile	2017				2018				2019					
					No Progressed	Wrote	Achieved	% Achieved	No Progressed	Wrote	Achieved	% Achieved	No Progressed	Wrote	Achieved	% Achieved		
JOHANNESBURG CENTRAL	700111203	8111203	REASOMA SEC SCHOOL	5	22	186	129	69.4	25	165	139	84.2	24	187	156	83.4		
	700111237	8111237	SEANA MARENA SECONDARY SCHOOL	4	36	147	111	75.5	55	109	85	78.0	35	114	81	71.1		
	700111252	8111252	SEKANONTOANE SECONDARY SCHOOL	4	47	116	98	84.5	30	124	91	73.4	19	88	79	89.8		
	700111260	8111260	SENAOANE SECONDARY SCHOOL	4	19	176	113	64.2	11	132	103	78.0	12	150	105	70.0		
	700111682	8111682	SHREE BHARAT SHARDA MANDIR IND SCHO	99	0	36	32	88.9	0	42	41	97.6	0	52	45	86.5		
	700120303	8120303	SILVER OAKS SECONDARY SCHOOL	4	1	139	72	51.8	20	133	80	60.2	33	120	76	63.3		
	700121061	8121061	SIR JOHN ADAMSON HIGH SCHOOL	5	26	247	230	93.1	11	237	227	95.8	12	247	232	93.9		
	700133033	8133033	ST MATTHEWS PRIVATE SECONDARY SCHOOL	99	0	121	120	99.2	0	117	115	98.3	0	126	126	100.0		
	700111328	8111328	TETELO SECONDARY SCHOOL	5	9	141	122	86.5	22	131	120	91.6	23	163	159	97.5		
	700111344	8111344	THABO SECONDARY SCHOOL	4	1	105	79	75.2	0	69	53	76.8	12	75	45	60.0		
	700111377	8111377	THOMAS MOFOLO SECONDARY SCHOOL	4	6	159	136	85.5	5	128	109	85.2	6	145	125	86.2		
	0	8132159	THUBELIHLE SEC SCHOOL	3					0	39	34	87.2	21	46	43	93.5		
	700133181	8133181	TLHATLHOGANG SECONDARY SCHOOL	3	0	27	26	96.3	0	84	70	83.3	0	115	95	82.6		
	700110320	8110320	TOPAZ SECONDARY SCHOOL	5	9	128	93	72.7	36	140	92	65.7	46	158	113	71.5		
	700110338	8110338	TRINITY SECONDARY SCHOOL	5	25	144	133	92.4	35	156	128	82.1	22	169	149	88.2		
700111450	8111450	VUWANI SECONDARY SCHOOL	3	50	206	170	82.5	33	280	233	83.2	39	276	229	83.0			
700120386	8120386	WILLOW CRESCENT SECONDARY SCHOOL	4	7	83	58	69.9	15	65	58	89.2	45	55	45	81.8			
700400616	8400616	ABDULLAH BIN SALAAM ISLAMIC CENTRE	3					0	7	7	100.0	0	13	13	100.0			
700400442	8400442	AFRICA INTERNATIONAL PRIVATE SCHOOL	99									0	7	6	85.7			
700152009	8152009	ALEXANDRA SECONDARY SCHOOL	2	0	174	150	86.2	18	163	139	85.3	13	164	149	90.9			
700150011	8150011	ALLANRIDGE SECONDARY SCHOOL	2	11	213	170	79.8	12	222	163	73.4	45	207	147	71.0			
700130104	8130104	ATHLONE BOYS HIGH SCHOOL	5	2	59	49	83.1	8	66	65	98.5	6	69	66	95.7			
700130112	8130112	ATHLONE GIRLS HIGH SCHOOL	5	0	109	108	99.1	0	156	151	96.8	1	156	154	98.7			
0	8400687	ATLAS COMBINED SCHOOL	3					0	18	14	77.8	0	22	21	95.5			
700130153	8130153	BARNATO PARK HIGH SCHOOL	5	7	124	114	91.9	18	122	107	87.7	35	132	119	90.2			
700400598	8400598	BELLEVUE PRIMARY AND HIGH SCHOOL	99	0	13	13	100.0	0	12	12	100.0	0	12	12	100.0			
700130187	8130187	BETH JACOBS GIRLS HIGH SCHOOL	99	0	11	11	100.0	0	12	12	100.0	0	21	21	100.0			
700133538	8133538	BEYHAN COLLEGE	99	1	19	19	100.0	0	12	11	91.7	0	15	8	53.3			

GAUTENG

District Name	EMIS No	Centre No	Centre Name	Quintile	2017				2018				2019			
					No Progressed	Wrote	Achieved	% Achieved	No Progressed	Wrote	Achieved	% Achieved	No Progressed	Wrote	Achieved	% Achieved
JOHANNESBURG EAST	700133694	8133694	BLUE HILLS COLLEGE	99	0	91	90	98.9	0	99	93	93.9	0	97	89	91.8
	700150201	8150201	BRYANSTON HIGH SCHOOL	5	0	146	143	97.9	1	175	171	97.7	0	163	161	98.8
	700400168	8400168	CEDARWOOD SCHOOL	99	0	20	19	95.0	0	17	16	94.1	0	25	23	92.0
	700131995	8131995	CENTURION COLLEGE	99	0	30	22	73.3	0	49	41	83.7	1	34	34	100.0
	700130203	8130203	CONVENT OF THE HOLY FAMILY	99	0	46	44	95.7	0	58	57	98.3	0	57	52	91.2
	0	8400530	DAVID MAKHUBO SEC SCHOOL	1	0	42	33	78.6	4	107	89	83.2	17	148	118	79.7
	700400540	8400540	DENVER SECONDARY SCHOOL	5	2	51	49	96.1	5	95	95	100.0	0	109	108	99.1
	700152090	8152090	EAST BANK HIGH SCHOOL	5	45	147	109	74.1	11	107	96	89.7	65	187	113	60.4
	700400328	8400328	EASTRIDGE CHRISTIAN SCHOOL	99	0	15	15	100.0	0	17	10	58.8	0	21	21	100.0
	700133843	8133843	EDEN COLLEGE	99	0	48	45	93.8	0	52	48	92.3	0	43	41	95.3
	700260760	8260760	EQUINISWENI SECONDARY SCHOOL	2	39	267	222	83.1	48	225	204	90.7	35	368	315	85.6
	701400306	8400306	EVELINE INDEPENDENT SCHOOL	99					0	12	11	91.7	0	18	16	88.9
	700400706	8400706	GLEN AUSTIN HIGH SCHOOL (IND CENTRE)	1	0	23	23	100.0	0	27	24	88.9	0	38	38	100.0
	700130401	8130401	GRANTLEY COLLEGE	99	0	30	28	93.3	0	20	20	100.0	0	21	21	100.0
	700400370	8400370	HAMBANI COLLEGE - DISTRICT 9	99	0	6	6	100.0	0	17	17	100.0	22	20	20	100.0
	700130484	8130484	HIGHLANDS NORTH BOYS HIGH SCHOOL	5	0	99	90	90.9	4	93	90	96.8	1	55	50	90.9
	700400292	8400292	HOPE FOUNTAIN COMBINED SCHOOL	99	0	38	32	84.2	1	45	41	91.1	3	32	30	93.8
	700400009	8400009	IVORY PARK SECONDARY SCHOOL	2	19	156	151	96.8	51	221	212	95.9	20	208	200	96.2
	700400407	8400407	IVY ACADEMY	99	0	11	11	100.0	0	12	12	100.0	0	12	12	100.0
	700400182	8400182	IZENZO KUNGEMAZWI COM COLLEGE	99	1	34	33	97.1	0	46	35	76.1	0	52	44	84.6
	700400402	8400402	J B MATABANE SECONDARY SCHOOL	1	2	167	113	67.7	38	155	129	83.2	23	140	123	87.9
	700130641	8130641	JEPPE GIRLS HIGH SCHOOL	5	0	181	180	99.4	0	181	181	100.0	0	157	157	100.0
	700130633	8130633	JEPPE HIGH SCHOOL FOR BOYS	5	0	192	189	98.4	0	181	177	97.8	0	187	186	99.5
	700122234	8122234	JOHANNESBURG POLYTECH INSTITUTE	99	0	83	83	100.0	0	127	126	99.2	0	106	106	100.0
	700130302	8130302	JULES HIGH SCHOOL	4	0	114	95	83.3	1	124	104	83.9	0	147	110	74.8
	700400353	8400353	JW ALL SAINTS SCHOOL	99	2	13	11	84.6	0	17	17	100.0	1	16	16	100.0
	700400347	8400347	KAALFONTEIN SECONDARY SCHOOL	2	122	182	141	77.5	63	182	143	78.6	15	136	103	75.7
	700130070	8130070	KENSINGTON SECONDARY SCHOOL	5	8	135	124	91.9	0	115	102	88.7	0	151	114	75.5
	700130765	8130765	KING EDWARD VII SCHOOL	5	0	194	193	99.5	0	195	195	100.0	0	212	211	99.5
	700400513	8400513	KUBE SCHOOL	99	0	11	9	81.8	0	21	19	90.5	0	28	27	96.4
	700152207	8152207	KWABHEKILANGA SECONDARY SCHOOL	4	0	192	172	89.6	2	134	124	92.5	23	168	156	92.9

GAUTENG

District Name	EMIS No	Centre No	Centre Name	Quintile	2017				2018				2019				
					No Progressed	Wrote	Achieved	% Achieved	No Progressed	Wrote	Achieved	% Achieved	No Progressed	Wrote	Achieved	% Achieved	
JOHANNESBURG EAST	700400310	8400310	LEAP SCIENCE AND MATHS SCH D9	99	0	12	10	83.3	0	12	11	91.7	0	19	19	100.0	
	700132415	8132415	LIBERTY COMMUNITY SCHOOL	99	0	78	76	97.4	0	84	84	100.0	6	73	70	95.9	
	700132464	8132464	MAHLASEDI HIGH SCHOOL	99	0	55	52	94.5	0	49	49	100.0	0	46	44	95.7	
	700130864	8130864	MALVERN HIGH SCHOOL	4	1	89	51	57.3	0	110	88	80.0	2	95	88	92.6	
	700400150	8400150	MAPHUTHA SECONDARY SCHOOL	4	47	243	212	87.2	39	242	221	91.3	64	171	148	86.5	
	700150029	8150029	MARLBORO GARDENS SECONDARY SCHOOL	5	5	78	77	98.7	0	79	79	100.0	0	87	87	100.0	
	700130880	8130880	MARYVALE COLLEGE	99	0	48	46	95.8	0	46	46	100.0	0	37	37	100.0	
	700400708	8400708	MIDLAND PRIM & HIGH SCHOOL (INDEP CE	99	0	4	4	100.0	0	11	11	100.0	0	10	10	100.0	
	704150987	8150987	MIDRAND HIGH SCHOOL	5	11	198	195	98.5	0	186	184	98.9	0	216	208	96.3	
	700152264	8152264	MINERVA SECONDARY SCHOOL	2	93	217	156	71.9	116	199	161	80.9	154	235	185	78.7	
	700132621	8132621	NEWGATE COLLEGE	99	0	34	33	97.1	0	34	33	97.1	10	28	28	100.0	
	700400549	8400549	NIZAMIYE COMBINED SCHOOL	99	0	18	18	100.0	0	11	11	100.0	0	15	15	100.0	
	700400362	8400362	NOORDWYK SECONDARY SCHOOL	5	0	112	100	89.3	7	191	179	93.7	0	185	169	91.4	
	700151050	8151050	NORTHVIEW HIGH SCHOOL	5	17	145	137	94.5	20	114	102	89.5	23	153	127	83.0	
	700131128	8131128	PARKTOWN BOYS HIGH SCHOOL	5	0	138	137	99.3	2	146	143	97.9	1	159	156	98.1	
	700400128	8400128	PONELOPELE ORACLE SECONDARY SCHOOL	3	66	211	169	80.1	28	173	133	76.9	12	112	109	97.3	
	700400336	8400336	PRIDE LEARNING ACADEMY	99	1	15	15	100.0	0	21	21	100.0	0	10	10	100.0	
	700131326	8131326	QUEENS HIGH SCHOOL	5	2	221	198	89.6	0	230	210	91.3	0	234	214	91.5	
	700131342	8131342	RAND TUTORIAL COLLEGE	99	0	34	34	100.0	0	39	38	97.4	0	29	28	96.6	
	700152314	8152314	REALOGILE SECONDARY SCHOOL	2	16	133	109	82.0	104	151	138	91.4	92	205	164	80.0	
	700151498	8151498	SANDOWN HIGH SCHOOL	5	5	85	74	87.1	8	82	70	85.4	0	107	77	72.0	
	700131441	8131441	SANDRINGHAM HIGH SCHOOL	5	9	132	119	90.2	16	115	103	89.6	17	170	132	77.6	
	700150318	8150318	SANDTONVIEW	5	1	92	76	82.6	11	77	52	67.5	14	94	80	85.1	
	700400453	8400453	SEDCO HIGH SCHOOL	99	0	7	3	42.9	0	6	5	83.3	1	1	1	100.0	
	700131482	8131482	SHAREI TORAH	99	0	6	6	100.0	0	12	12	100.0	0	14	14	100.0	
	700131490	8131490	SHEIKH ANTA DIOP COLLEGE	99	0	48	43	89.6	0	36	27	75.0	0	26	24	92.3	
	700132951	8132951	SIR ISAAC NEWTON HIGH SCHOOL	99	0	6	6	100.0	0	7	7	100.0	1	7	7	100.0	
	700400626	8400626	SPACE AGE INDEPENDENT SCHOOL	3						0	5	4	80.0	0	13	6	46.2
	700132985	8132985	ST ENDAS EDUCATION SECONDARY SCHOOL	5	0	86	77	89.5	15	92	79	85.9	12	84	76	90.5	
	700400374	8400374	ST THOMAS INDEPENDENT SCHOOL	99						0	9	9	100.0	0	12	12	100.0
700151654	8151654	ST VINCENT SCHOOL	99	0	2	2	100.0	0	7	7	100.0	0	3	2	66.7		
700400375	8400375	SUMMAT ALEXANDRA COLLEGE	99	17	4	4	100.0	0	9	7	77.8	12	8	8	100.0		

GAUTENG																
District Name	EMIS No	Centre No	Centre Name	Quintile	2017				2018				2019			
					No Progressed	Wrote	Achieved	% Achieved	No Progressed	Wrote	Achieved	% Achieved	No Progressed	Wrote	Achieved	% Achieved
JOHANNESBURG EAST	700131672	8131672	THE TORAH ACADEMY PRIMARY AND HIGH SCHOOL	99	0	15	15	100.0	0	20	19	95.0	0	23	23	100.0
	700400115	8400115	TSOSELETSO YA AFRICA SEC SCHOOL	3	1	156	129	82.7	0	125	104	83.2	2	218	187	85.8
	700261420	8261420	UMQHELE SECONDARY SCHOOL	2	5	238	152	63.9	44	181	161	89.0	66	223	193	86.5
	700133223	8133223	UNITED CHURCH PREPARATORY SCHOOL	99	0	34	34	100.0	0	35	35	100.0	0	28	27	96.4
	700152512	8152512	UNITED SISTERHOOD MITZVAH	99	0	31	30	96.8	0	27	25	92.6	0	29	28	96.6
	700151910	8151910	WAVERLEY GIRLS HIGH SCHOOL	5	0	184	167	90.8	7	204	175	85.8	0	182	146	80.2
	700151928	8151928	WENDYWOOD HIGH SCHOOL	5	0	132	123	93.2	0	135	125	92.6	4	125	115	92.0
JOHANNESBURG NORTH	700400173	8400173	ABBOTTS COLLEGE NORTHCLIFF	99	0	101	100	99.0	0	95	95	100.0	0	55	50	90.9
	700141531	8141531	AL-AZHAR INSTITUTE	99					1	17	7	41.2	0	19	15	78.9
	700400395	8400395	AMAZING GRACE PRIVATE SCH	99					1	41	27	65.9	2	31	28	90.3
	700400640	8400640	AUCKLAND PARK ACADEMY (IND CENTRE)	1	0	15	15	100.0	0	24	23	95.8	0	16	16	100.0
	700400391	8400391	BLUE EAGLE HIGH SCHOOL	1	15	129	117	90.7	46	132	125	94.7	19	148	137	92.6
	700131961	8131961	BONA COMPREHENSIVE SCHOOL	3	13	130	111	85.4	21	153	108	70.6	19	110	91	82.7
	700140426	8140426	BOPASENATLA SECONDARY SCHOOL	3	17	37	23	62.2	5	45	36	80.0	13	40	31	77.5
	700131979	8131979	BOPHELO-IMPILO PRIVATE SCHOOL	99	0	32	16	50.0	1	40	27	67.5	7	38	36	94.7
	700141523	8141523	BOSMONT MUSLIM SCHOOL	99	0	22	22	100.0	1	21	18	85.7	0	29	26	89.7
	700400032	8400032	BRANDCLIFF HOUSE PRIVATE SCHOOL	99	0	35	35	100.0	0	10	10	100.0	0	21	21	100.0
	700140038	8140038	CHRIS J BOTHA SECONDARY SCHOOL	5	12	79	60	75.9	47	82	65	79.3	31	94	64	68.1
	700152859	8152859	CONCORD COLLEGE	99	0	18	18	100.0	0	19	18	94.7	0	27	23	85.2
	700140053	8140053	CORONATIONVILLE SECONDARY SCHOOL	4	3	62	60	96.8	41	89	84	94.4	54	82	73	89.0
	700400210	8400210	COSMO CITY SEC 2	1	58	187	157	84.0	21	130	108	83.1	14	118	107	90.7
	700400180	8400180	COSMO CITY SEC SCHOOL 1	1	17	132	96	72.7	6	165	151	91.5	30	202	181	89.6
	700150391	8150391	DELTA PARK SCHOOL (LSEN)	99	2	36	33	91.7	0	34	32	94.1	3	22	21	95.5
	700140434	8140434	DIEPDALE SECONDARY SCHOOL	3	57	146	86	58.9	17	101	81	80.2	24	103	83	80.6
	700400010	8400010	DIEPSLOOT COMBINED SCHOOL	1	2	84	73	86.9	7	89	80	89.9	1	91	88	96.7
	700400424	8400424	DIEPSLOOT SECONDARY NO 2	1	0	45	45	100.0	13	89	89	100.0	38	88	88	100.0
	700400149	8400149	DIEPSLOOT WEST SEC	1	14	102	92	90.2	17	163	127	77.9	42	159	137	86.2
	700888027	8888027	EL ZERA PRIVATE SCHOOL	99	0	1	1	100.0	0	4	4	100.0	0	5	4	80.0
700121301	8121301	EMSHUKANTAMBO SEC SCHOOL	3	99	260	140	53.8	74	76	71	93.4	39	99	81	81.8	
700400585	8400585	FAR NORTH SECONDARY SCHOOL	1	6	90	54	60.0	19	71	62	87.3	25	128	95	74.2	

GAUTENG

District Name	EMIS No	Centre No	Centre Name	Quintile	2017				2018				2019				
					No Progressed	Wrote	Achieved	% Achieved	No Progressed	Wrote	Achieved	% Achieved	No Progressed	Wrote	Achieved	% Achieved	
JOHANNESBURG NORTH	700150441	8150441	FERNDALE HIGH SCHOOL	5	2	116	101	87.1	6	104	89	85.6	9	98	93	94.9	
	700140517	8140517	FIDELITAS COMPREHENSIVE SCHOOL	3	71	164	119	72.6	14	164	144	87.8	39	187	150	80.2	
	700140525	8140525	FONS LUMINIS SEC SCHOOL	4	41	194	145	74.7	36	150	121	80.7	20	208	162	77.9	
	700150466	8150466	FOURWAYS HIGH SCHOOL	5	3	228	225	98.7	0	227	225	99.1	0	215	213	99.1	
	700130427	8130427	GREENSIDE HIGH SCHOOL	5	2	172	172	100.0	2	171	171	100.0	2	187	186	99.5	
	700152694	8152694	HEARTWOOD IND SCHOOL	99									2	29	21	72.4	
	700130559	8130559	HOER TEGNIESE SKOOL LANGLAAGTE	5	18	108	68	63.0	21	92	77	83.7	12	129	108	83.7	
	700150623	8150623	HOERSKOOL LINDEN	5	0	116	116	100.0	0	139	139	100.0	0	151	150	99.3	
	700150631	8150631	HOERSKOOL RANDBURG	5	0	120	119	99.2	0	144	143	99.3	0	98	97	99.0	
	700140186	8140186	HOERSKOOL VORENTOE	5	0	167	157	94.0	5	173	167	96.5	15	197	183	92.9	
	700130534	8130534	HOPE SCHOOL/SKOOL	4	0	20	15	75.0	0	14	7	50.0	0	19	18	94.7	
	700140566	8140566	IMMACULATA SECONDARY SCHOOL	99	1	108	107	99.1	0	123	115	93.5	0	108	104	96.3	
	700400620	8400620	ISLAMIYA GIRLS INTITUTE	99	0	7	6	85.7	0	8	8	100.0	0	11	9	81.8	
	700152181	8152181	ITIRELE-ZENZELE COMPREHENSIVE SCHOOL	1	21	111	90	81.1	29	110	96	87.3	60	151	116	76.8	
	700130062	8130062	JOHANNESBURG SECONDARY SCHOOL	5	8	182	111	61.0	6	107	94	87.9	38	157	116	73.9	
	700152223	8152223	KWENA MOLAPO COMPREHENSIVE SCHOOL	2	4	78	69	88.5	55	91	87	95.6	6	57	55	96.5	
	700400667	8400667	LEAP SCIENCE AND MATHS SCH D10	99	0	21	21	100.0	0	22	22	100.0	0	39	39	100.0	
	700132449	8132449	LOFENTSE COMPREHENSIVE SCHOOL	3	27	151	120	79.5	15	124	108	87.1	17	136	118	86.8	
	700140756	8140756	MADIBANE COMPREHENSIVE SCHOOL	2	7	26	26	100.0	7	23	22	95.7	12	37	35	94.6	
	700130971	8130971	MCAULEY HOUSE SCHOOL	99	0	58	58	100.0	0	59	59	100.0	0	59	59	100.0	
	700400841	8400841	MERIDIAN COSMO CITY (INDEP CENTRE)	1	0	29	29	100.0	0	58	58	100.0	0	80	79	98.8	
	700121608	8121608	MUSI COMPREHENSIVE	5	17	140	111	79.3	15	122	79	64.8	16	157	112	71.3	
	700140848	8140848	NAMEDI SECONDARY SCHOOL	2	69	80	61	76.3	23	51	43	84.3	27	87	69	79.3	
	700133348	8133348	NEW NATION SCHOOL	99	13	43	39	90.7	9	46	42	91.3	4	38	36	94.7	
	700140087	8140087	NOORDGESIG SEC SCHOOL	4	65	126	105	83.3	22	100	80	80.0	44	118	109	92.4	
	700140285	8140285	NORTHCLIFF HIGH SCHOOL	5	0	286	286	100.0	0	267	259	97.0	2	288	286	99.3	
	0	8400663	NORTHRIDING SEC SCHOOL	5	1	58	48	82.8	1	105	98	93.3	41	96	91	94.8	
	700132670	8132670	ORLANDO SECONDARY SCHOOL	3	68	112	78	69.6	39	82	64	78.0	29	55	46	83.6	
	700131136	8131136	PARKTOWN GIRLS HIGH SCHOOL	5	1	184	184	100.0	0	214	214	100.0	0	208	208	100.0	
	700121715	8121715	PROGRESS COMPREHENSIVE SCHOOL	4	33	178	132	74.2	1	178	137	77.0	4	160	136	85.0	
700140095	8140095	R W FICK SECONDARY SCHOOL	5	24	85	65	76.5	30	71	66	93.0	47	107	78	72.9		
700152851	8152851	RABASOTHO COMBINED SCHOOL	99	3	26	26	100.0	6	31	24	77.4	8	23	20	87.0		
700133976	8159000	RADLEY COLLEGE	99	0	11	11	100.0	0	22	22	100.0	0	28	25	89.3		
700151241	8151241	RAND PARK HIGH SCHOOL	5	0	256	255	99.6	1	276	269	97.5	0	251	247	98.4		

GAUTENG																
District Name	EMIS No	Centre No	Centre Name	Quintile	2017				2018				2019			
					No Progressed	Wrote	Achieved	% Achieved	No Progressed	Wrote	Achieved	% Achieved	No Progressed	Wrote	Achieved	% Achieved
JOHANNESBURG NORTH	700140111	8140111	RIVERLEA SEC SCHOOL	2	20	66	56	84.8	24	84	64	76.2	61	81	67	82.7
	700131367	8131367	ROOSEVELT HIGH SCHOOL	5	0	131	131	100.0	0	163	159	97.5	3	168	167	99.4
	700400136	8400136	SAMA HIGH SCHOOL	99	0	24	24	100.0	0	26	26	100.0	0	29	29	100.0
	700152348	8152348	SEKOLO SA BOROKGO	99	0	41	41	100.0	0	40	40	100.0	0	51	48	94.1
	700132902	8132902	SELELEKELA SEC SCHOOL	3	57	195	178	91.3	42	248	199	80.2	103	257	195	75.9
	700152363	8152363	ST ANSGARS COMBINED SCHOOL	1	5	127	96	75.6	1	135	105	77.8	17	130	97	74.6
	700140368	8140368	ST BARNABAS COLLEGE	99	0	83	83	100.0	0	73	73	100.0	0	88	78	88.6
	700400517	8400417	SUNRISE SECONDARY SCHOOL	1	9	136	103	75.7	10	83	75	90.4	6	114	96	84.2
	700121798	8121798	THABA-JABULA SECONDARY SCHOOL	3	70	221	136	61.5	15	176	135	76.7	62	182	142	78.0
	700132811	8132811	UJ METROPOLITAN ACADEMY	5	0	95	95	100.0	0	102	102	100.0	0	92	92	100.0
	700140137	8140137	WESTBURY SECONDARY SCHOOL	4	15	172	138	80.2	32	127	98	77.2	57	172	142	82.6
	700400026	8400026	WILLOWRIDGE PRIVATE SCHOOL	99	0	5	5	100.0	0	9	9	100.0	1	3	3	100.0
JOHANNESBURG SOUTH	700400507	8400507	AFRIMAT COLLEGE	99	1	31	9	29.0	0	16	11	68.8	5	15	9	60.0
	700131839	8131839	AFRO-KOMBS COLLEGE	99	1	38	37	97.4	0	30	29	96.7	2	32	30	93.8
	700330696	8330696	AHA-THUTO SECONDARY SCHOOL	2	59	123	74	60.2	27	84	61	72.6	78	134	91	67.9
	700400028	8111906	AL-AQSA SCHOOL	99	0	96	96	100.0	0	102	102	100.0	1	101	101	100.0
	700110072	8110072	AZARA SECONDARY SCHOOL	5	29	164	110	67.1	46	149	107	71.8	86	100	77	77.0
	700131920	8131920	BASA TUTORIAL INSTITUTE	99	10	131	128	97.7	4	123	123	100.0	12	136	131	96.3
	0	8400764	BEMSSEL COLLEGE	99	0	8	4	50.0	0	4	4	100.0	7	3	2	66.7
	700110015	8110015	DALEVIEW SEC SCHOOL	2	18	149	95	63.8	77	75	59	78.7	63	132	82	62.1
	700400635	8400635	DELCOM TRAINING INSTITUTE	99					0	6	3	50.0	1	1	1	100.0
	0	8800027	DESIGNATED BILAL COMBINED	99					6	33	16	48.5	1	35	24	68.6
	0	8800018	DESIGNATED CENTRE REDWOOD COLLEGE	99	19	22	12	54.5	1	30	6	20.0	0	34	31	91.2
	0	8800019	DESIGNATED CENTRE SIYAPHAMBILI HIGH	99									3	35	19	54.3
	0	8400759	DESTINY CHARTER SCHOOL	99	18	24	22	91.7	5	13	13	100.0	3	13	13	100.0
	700120568	8120568	DIVERSITY HIGH SCHOOL	5	11	98	88	89.8	13	137	113	82.5	50	108	83	76.9
	700132100	8132100	DUNCTONWOOD PROGRESSIVE SCHOOL	99	0	14	9	64.3	0	9	7	77.8	1	5	5	100.0
	700400371	8400371	EBENEZER MARANATHA INSTITUTE	99	0	16	10	62.5	13	12	9	75.0	1	18	12	66.7
	700132126	8132126	EDUCATION ALIVE SCHOOL	99	0	118	118	100.0	0	102	96	94.1	12	115	110	95.7
	700111823	8111823	ELETHU THEMBA SCHOOL	2	9	74	68	91.9	18	62	57	91.9	13	55	47	85.5
	700110023	8110023	ENNERDALE SEC SCHOOL	5	20	82	61	74.4	23	132	104	78.8	31	74	57	77.0
700400265	8400265	FALCON PRIVATE SCHOOL	99	0	14	13	92.9	0	24	11	45.8	2	17	17	100.0	
700400394	8400394	FINETOWN SECONDARY SCHOOL	1	44	126	118	93.7	31	142	128	90.1	36	158	129	81.6	
700111500	8111500	FRED NORMAN SEC SCHOOL	5	14	220	184	83.6	29	235	190	80.9	37	210	170	81.0	

GAUTENG

District Name	EMIS No	Centre No	Centre Name	Quintile	2017				2018				2019					
					No Progressed	Wrote	Achieved	% Achieved	No Progressed	Wrote	Achieved	% Achieved	No Progressed	Wrote	Achieved	% Achieved		
JOHANNESBURG SOUTH	700132241	8132241	FREEDOM COMMUNITY COLLEGE	99	25	104	93	89.4	0	98	96	98.0	20	77	76	98.7		
	700111922	8111922	GIBSON PILLAY LEARNING ACAD	99	0	29	29	100.0	0	32	30	93.8	0	28	25	89.3		
	700110403	8110403	GLENVISTA HIGH SCHOOL	5	1	242	236	97.5	1	250	236	94.4	3	275	255	92.7		
	700400313	8400313	GREENLANE COLLEGE	99	3	15	12	80.0	16	17	15	88.2	13	16	14	87.5		
	700122309	8122309	HORIZON INTERNATIONAL HIGH SCHOOL	99	0	69	67	97.1	0	56	56	100.0	1	58	58	100.0		
	700330852	8330852	IMBALI COMBINED SCHOOL	3					2	9	6	66.7	1	10	10	100.0		
	700330753	8330753	ISIKHUMBUZO HIGH SCHOOL	99	3	49	47	95.9	22	17	15	88.2	26	25	22	88.0		
	700400055	8400055	ITHUBA-LETHU SEC SCHOOL	99					9	158	144	91.1	54	55	55	100.0		
	700331611	8331611	JABULILE SECONDARY SCHOOL	2	47	216	159	73.6	97	143	121	84.6	120	94	76	80.9		
	700400293	8400293	JEPPE EDUCATION CENTRE (ELOFF STR)	99	11	90	87	96.7	25	121	121	100.0	25	113	112	99.1		
	700133769	8133769	JOHANNESBURG MUSLIM SCHOOL	99	0	73	73	100.0	0	72	72	100.0	0	62	62	100.0		
	700130708	8130708	JOHN ORR TECHNICAL HIGH SCHOOL	4	20	83	74	89.2	15	81	72	88.9	20	94	83	88.3		
	700330894	8330894	JOHWETO COMBINED SCHOOL	99	0	11	11	100.0	0	10	10	100.0	4	19	18	94.7		
	700133918	8133918	JORDAO COLLEGE	99	0	23	19	82.6	0	13	12	92.3	0	21	17	81.0		
	700400584	8400584	KIBLER PARK SECONDARY SCHOOL	5	4	85	74	87.1	4	81	67	82.7	6	80	73	91.3		
	700400429	8400429	LAWLEY THUTO LEFA SECONDARY SCHOOL	1	10	116	90	77.6	85	155	129	83.2	39	185	128	69.2		
	700400167	8400167	LEEDS BUSINESS COLLEGE REPEATERS	99					17	15	5	33.3	2	6	6	100.0		
	700111583	8111583	LENASIA MUSLIM SCHOOL	99	0	93	92	98.9	0	91	90	98.9	0	75	75	100.0		
	700110213	8110213	LENASIA SOUTH SECONDARY SCHOOL	5	30	164	141	86.0	24	120	110	91.7	17	118	108	91.5		
	700330969	8330969	LESHATA SECONDARY SCHOOL	2	74	253	232	91.7	110	193	183	94.8	19	155	145	93.5		
	700331884	8331884	MASIBAMBANE COLLEGE	99	0	45	44	97.8	0	54	53	98.1	2	53	53	100.0		
	700400350	8400350	MBOWA ACADEMY	99									4	15	6	40.0		
	700134007	8134007	METROPOLITAN COLLEGE	99	0	16	16	100.0	0	19	18	94.7	2	12	11	91.7		
	700111658	8111658	MOSES MAREN MISSION TECHNICAL SECONDARY	2	23	106	75	70.8	67	161	101	62.7	8	107	67	62.6		
	700331950	8331950	MPHETHI MAHLATSI SEC SCHOOL	2	35	231	193	83.5	81	200	170	85.0	63	284	213	75.0		
	700131037	8131037	NATIONAL SCHOOL OF THE ARTS	5	0	97	97	100.0	0	103	102	99.0	1	127	126	99.2		
	700400454	8400454	NATIONWIDE SCHOOL FOR ACADEMIC EXCEL	99	4	49	49	100.0	8	47	47	100.0	13	69	69	100.0		
	700132613	8132613	NEW MODEL PRIVATE COLLEGE	99	0	69	68	98.6	5	88	87	98.9	4	72	71	98.6		
	700111815	8111815	OAKDALE SEC SCHOOL	5	42	93	70	75.3	41	75	55	73.3	11	95	60	63.2		
	0	8400521	ORANGE FARM SECONDARY SCHOOL	3	16	100	83	83.0	28	89	57	64.0	12	90	69	76.7		

GAUTENG

District Name	EMIS No	Centre No	Centre Name	Quintile	2017				2018				2019					
					No Progressed	Wrote	Achieved	% Achieved	No Progressed	Wrote	Achieved	% Achieved	No Progressed	Wrote	Achieved	% Achieved		
JOHANNESBURG SOUTH	700132720	8132720	PHOENIX COLLEGE OF JOHANNESBURG	99	0	81	80	98.8	5	77	77	100.0	7	107	106	99.1		
	700132753	8132753	PROVIDENCE ACADEMY	99	3	102	93	91.2	4	74	68	91.9	12	87	79	90.8		
	700400235	8400235	QALABOTJHA SECONDARY SCHOOL	1	34	104	70	67.3	28	125	86	68.8	21	169	101	59.8		
	700331181	8331181	QOQA SECONDARY SCHOOL	2	17	101	72	71.3	40	73	65	89.0	31	68	51	75.0		
	700131334	8131334	RAND MEISIESKOOL/GIRLS SCHOOL	4	7	178	172	96.6	4	195	186	95.4	3	183	172	94.0		
	700331215	8331215	RAPHELA SECONDARY SCHOOL	2	44	101	76	75.2	165	139	107	77.0	53	66	59	89.4		
	700400438	8400438	ROSTEC TECHNICAL FET COLLEGE-MARKET	99	0	8	5	62.5	0	15	13	86.7	6	14	10	71.4		
	700331546	8331546	SAKHISIZWE SEC SCHOOL	1	84	85	73	85.9	7	46	41	89.1	37	133	86	64.7		
	700331660	8331660	SIYAPHAMBILI SECONDARY SCHOOL	99	0	65	56	86.2	15	44	44	100.0	15	46	46	100.0		
	700110197	8110197	SOUTHVIEW HIGH SCHOOL	5	7	172	112	65.1	37	140	130	92.9	36	185	128	69.2		
	700400629	8400629	SUCCESS-KATLEGO ACADEMY	99					0	10	5	50.0	8	17	13	76.5		
	700400377	8400377	SUMMAT - MARKET STR	99	7	17	12	70.6	8	7	6	85.7	6	13	12	92.3		
	700133058	8133058	SUPREME EDUCATIONAL COLLEGE	99	0	14	10	71.4	1	8	8	100.0	2	9	8	88.9		
	700331405	8331405	THAMSANQA SECONDARY SCHOOL	2	47	82	67	81.7	92	152	106	69.7	14	100	66	66.0		
	700122184	8111343	THE AFRICA HOUSE COLLEGE	99	0	17	17	100.0	0	24	24	100.0	3	28	27	96.4		
	700121137	8121137	THE HILL HIGH SCHOOL	5	8	177	167	94.4	1	196	180	91.8	9	204	175	85.8		
	700331645	8331645	THETHA SECONDARY SCHOOL	1	15	156	131	84.0	38	104	90	86.5	47	143	122	85.3		
	700331876	8331876	THULA MNTWANA COMB SCHOOL	99	2	22	22	100.0	5	21	20	95.2	2	25	25	100.0		
	700321554	8321554	THUSA-SETJHABA SEC SCHOOL	2	26	109	91	83.5	79	94	87	92.6	76	156	134	85.9		
	700400522	8400522	TSHEPO YA RONA SECONDARY SCHOOL	2	0	58	45	77.6	6	52	38	73.1	10	101	62	61.4		
	700133249	8133249	VECTOR COLLEGE	99	0	72	70	97.2	0	81	76	93.8	2	61	58	95.1		
	700331504	8331504	VULANINDLELA SECONDARY	2	15	77	54	70.1	50	73	63	86.3	18	63	47	74.6		
	700331976	8331976	VUTOMI HIGH SCHOOL	99					3	20	9	45.0	11	3	3	100.0		
	700400452	8400452	WATERSHED TECHNICAL SCHOOL	99	0	10	9	90.0	5	3	2	66.7	1	6	6	100.0		
	700400302	8400302	WATERSRAND HIGH SCHOOL	99	1	17	9	52.9	2	15	12	80.0	0	12	8	66.7		
	700400710	8400710	WHITE HOUSE COLLEGE (INDEP CENTRE)	99	0	7	4	57.1	0	13	6	46.2	0	19	15	78.9		
	700400274	8400274	WHITESTONE COLLEGE	99	2	14	13	92.9	1	15	8	53.3	7	19	19	100.0		
	700110767	8110767	WILLOWMEAD SEC SCHOOL	4	54	143	91	63.6	1	123	67	54.5	78	141	102	72.3		
	700400682	8400682	WISDOM AND KNOWLEDGE COL	99					0	11	5	45.5	7	35	8	22.9		
	700111526	8111526	ZAKARIYAH PARK SECONDARY SCHOOL	5	5	104	88	84.6	48	92	90	97.8	5	104	87	83.7		

GAUTENG

District Name	EMIS No	Centre No	Centre Name	Quintile	2017				2018				2019			
					No Progressed	Wrote	Achieved	% Achieved	No Progressed	Wrote	Achieved	% Achieved	No Progressed	Wrote	Achieved	% Achieved
JOHANNESBURG WEST	700252189	8252189	ALLEN GLEN HIGH SCHOOL	5	0	219	211	96.3	0	204	188	92.2	14	210	204	97.1
	700131862	8131862	ANCHOR COMPREHENSIVE	3	19	84	70	83.3	50	90	80	88.9	48	100	86	86.0
	700400287	8400287	EAGLE HOUSE LEARNING CENTRE	99	0	18	17	94.4	0	35	31	88.6	0	29	29	100.0
	700132167	8132167	EMADWALENI SECONDARY SCHOOL	3	10	64	57	89.1	25	82	78	95.1	47	70	68	97.1
	700250142	8250142	FLORIDA PARK HIGH SCHOOL	5	13	293	278	94.9	0	237	227	95.8	6	277	261	94.2
	700251405	8251405	FORTE SECONDARY SCHOOL	4	56	237	215	90.7	61	272	239	87.9	67	282	271	96.1
	700251413	8251413	GEORGE KHOSA SECONDARY SCHOOL	4	13	98	92	93.9	2	98	89	90.8	83	114	111	97.4
	700252768	8252768	GRACE CHRISTIAN SCHOOL	99	0	5	5	100.0	0	7	7	100.0	0	5	4	80.0
	700250217	8250217	HOERSKOOL DIE ADELAAR	5	1	175	172	98.3	1	186	177	95.2	9	151	142	94.0
	700250225	8250225	HOERSKOOL DIE BURGER	5	40	137	122	89.1	4	128	102	79.7	16	110	89	80.9
	700250233	8250233	HOERSKOOL FLORIDA	5	0	241	241	100.0	0	237	235	99.2	0	229	226	98.7
	700250274	8250274	HOERSKOOL ROODEPOORT	5	0	47	46	97.9	5	143	143	100.0	5	181	170	93.9
	700400221	8400221	IKUSASALETHU SEC SCHOOL	1	11	98	93	94.9	21	76	68	89.5	24	96	89	92.7
	700400766	8400766	INSTITUTE FOR QUALITY COLLEGIATE	99	1	20	16	80.0	0	43	30	69.8	2	18	14	77.8
	700140624	8140624	KELOKITSO COMPREHENSIVE SCHOOL	4	48	87	55	63.2	46	80	64	80.0	39	72	57	79.2
	700400241	8400241	KGATELOPELE SECONDARY SCHOOL	1	7	69	60	87.0	41	178	133	74.7	16	209	121	57.9
	700140665	8140665	KWA-MAHLOBO SECONDARY SCHOOL	3	39	105	94	89.5	35	81	73	90.1	12	78	69	88.5
	700140681	8140681	LAMULA JUBILEE SECONDARY SCHOOL	4	33	127	117	92.1	31	140	130	92.9	42	104	97	93.3
	700250852	8250852	LANTERNSKOOL	4	0	41	38	92.7	5	45	41	91.1	2	43	38	88.4
	700140715	8140715	LETSIBOGO SECONDARY SCHOOL	4	18	163	163	100.0	20	213	208	97.7	33	249	244	98.0
	700400791	8400791	LUFHERENG SEC SCHOOL	1					1	27	19	70.4	3	52	27	51.9
	700140780	8140780	MATSELISO SECONDARY SCHOOL	3	50	115	82	71.3	61	72	64	88.9	41	77	72	93.5
	700140806	8140806	MEADOWLANDS SECONDARY SCHOOL	3	22	84	63	75.0	21	79	73	92.4	67	66	55	83.3
	700140814	8140814	MOKGOME SECONDARY SCHOOL	3	29	89	81	91.0	25	96	85	88.5	41	87	78	89.7
	700132688	8132688	ORLANDO WEST SECONDARY SCHOOL	3	10	84	72	85.7	4	75	65	86.7	10	68	60	88.2
	700132704	8132704	PHEFENI SECONDARY SCHOOL	3	55	70	60	85.7	25	81	73	90.1	40	84	79	94.0
	700251777	8251777	PJ SIMELANE SECONDARY SCHOOL	4	20	156	150	96.2	47	172	161	93.6	46	148	133	89.9
	700250951	8250951	PRINCESS HIGH SCHOOL	5	12	209	166	79.4	28	188	149	79.3	14	226	145	64.2
	700400220	8400220	RAYMOND MHLABA SECONDARY SCHOOL	2	0	156	153	98.1	10	178	178	100.0	13	189	186	98.4
	700400614	8400614	ROYAL COLLEGE	99	5	33	32	97.0	12	27	26	96.3	29	47	44	93.6

GAUTENG

District Name	EMIS No	Centre No	Centre Name	Quintile	2017				2018				2019				
					No Progressed	Wrote	Achieved	% Achieved	No Progressed	Wrote	Achieved	% Achieved	No Progressed	Wrote	Achieved	% Achieved	
JOHANNESBURG WEST	700251850	8251850	SEBETSA-O-THOLEMOPUTSO	2	23	181	135	74.6	65	201	163	81.1	88	110	93	84.5	
	700400240	8400240	SIYABONGA SECONDARY SCHOOL	1	31	121	109	90.1	33	118	109	92.4	131	174	153	87.9	
	0	8251272	SIYABUSA SEC SCHOOL	3	4	56	50	89.3	10	51	51	100.0	29	68	67	98.5	
	700400740	8400740	SKYLINE COMBINED SCHOOL	99					3	32	20	62.5	8	12	11	91.7	
	700133009	8133009	ST MARTIN DE PORRES COMBINED SCHOOL	99	0	127	124	97.6	3	104	104	100.0	2	102	101	99.0	
	700400218	8400218	THULANI SECONDARY SCHOOL	2	27	173	104	60.1	16	107	85	79.4	38	122	101	82.8	
	700400367	8400367	THUTHUKA SIZWE NGEMFUNDO COLLEGE	99	0	8	7	87.5	0	10	9	90.0	0	15	11	73.3	
	700141002	8141002	THUTOLORE SECONDARY SCHOOL	3	25	91	72	79.1	46	90	86	95.6	46	82	79	96.3	
	700252031	8252031	TULIP SECONDARY SCHOOL	99	0	48	48	100.0	9	51	51	100.0	2	45	45	100.0	
	700252883	8252883	VICTORY HOUSE PRIVATE SCHOOL	99	0	67	66	98.5	0	52	50	96.2	0	46	44	95.7	
	700251173	8251173	WEST RIDGE HIGH SCHOOL	5	2	274	214	78.1	41	256	214	83.6	34	263	215	81.7	
	700400238	8400238	WISEMAN CELE SECONDARY SCHOOL	2	34	121	117	96.7	55	85	84	98.8	39	114	91	79.8	
SEDIBENG EAST	700331694	8331694	ASSEMBLIES OF GOD (CEFUPS ACADEMY)	99	5	39	36	92.3	0	36	28	77.8	0	30	27	90.0	
	700330100	8330100	DESTINATA SKOOL	4	0	24	24	100.0	0	18	18	100.0	2	26	25	96.2	
	700400181	8400181	EL TABERNACLE CHRISTIAN COLLEGE	99	0	18	17	94.4	0	17	17	100.0	0	15	15	100.0	
	700330126	8330126	GENERAL SMUTS HIGH SCHOOL	5	19	182	162	89.0	27	221	192	86.9	24	238	176	73.9	
	700340174	8340174	HOER VOLKSKOOL HEIDELBERG	5	2	116	113	97.4	0	115	114	99.1	3	131	130	99.2	
	700330159	8330159	HOERSKOOL DR MALAN	5	1	153	152	99.3	1	174	172	98.9	3	156	154	98.7	
	700330167	8330167	HOERSKOOL DRIE RIVIERE	5	1	148	147	99.3	3	116	115	99.1	0	124	120	96.8	
	700340208	8340208	HOERSKOOL EMMASDAL	4					0	1	1	100.0	0	1	1	100.0	
	700330183	8330183	HOERSKOOL OVERVAAL	5	1	92	92	100.0	0	106	105	99.1	0	131	128	97.7	
	700330860	8330860	ISIZWE-SETJHABA SEC SCHOOL	3	18	50	44	88.0	12	29	29	100.0	17	35	28	80.0	
	700400320	8400320	JEPPE EDUCATION CENTRE	99	1	16	16	100.0	1	18	18	100.0	21	24	23	95.8	
	700400226	8400226	KGORO YA THUTO SECONDARY SCHOOL	4	21	80	70	87.5	13	87	71	81.6	25	108	83	76.9	
	700340752	8340752	KHANYA-LESEDI SECONDARY	4	74	113	87	77.0	20	124	85	68.5	73	88	77	87.5	
	700330944	8330944	LEKOA SHANDU SECONDARY	3	7	121	85	70.2	13	100	91	91.0	25	109	99	90.8	
	700320895	8320895	MAHARENG SECONDARY SCHOOL	4	16	132	101	76.5	8	143	97	67.8	29	118	102	86.4	
	700332117	8332117	MEYERTON HIGH SCHOOL	2	34	120	115	95.8	5	124	112	90.3	40	152	140	92.1	
	700331074	8331074	MOHLOLI SECONDARY SCHOOL	3	22	112	108	96.4	0	131	122	93.1	19	153	126	82.4	
	0	8400665	MOUNTAINVIEW HIGH SCHOOL	5	7	44	36	81.8	16	49	47	95.9	6	48	42	87.5	
700400589	8400589	NEW HOPE SECONDARY SCHOOL	2	0	136	130	95.6	7	123	109	88.6	67	85	66	77.6		

GAUTENG

District Name	EMIS No	Centre No	Centre Name	Quintile	2017				2018				2019			
					No Progressed	Wrote	Achieved	% Achieved	No Progressed	Wrote	Achieved	% Achieved	No Progressed	Wrote	Achieved	% Achieved
					SEDIBENG EAST											
	0	8400588	PHOENIX HIGH SCHOOL	5	0	118	88	74.6	4	72	65	90.3	9	103	85	82.5
	700341149	8341149	RATANDA SECONDARY SCHOOL	4	145	157	107	68.2	12	36	36	100.0	50	80	77	96.3
	700330597	8330597	RIVERSIDE HIGH SCHOOL	5	15	120	111	92.5	5	92	90	97.8	2	168	163	97.0
	700331702	8331702	ROSHNEE ISLAMIC SCHOOL	99	0	32	31	96.9	0	40	40	100.0	0	40	40	100.0
	700330043	8330043	ROSHNEE SECONDARY SCHOOL	5	11	65	64	98.5	6	56	56	100.0	11	66	61	92.4
	700331280	8331280	RUSOORD SECONDARY SCHOOL	1	5	18	11	61.1	6	22	20	90.9	5	10	10	100.0
	700400673	8400673	RUST-TER-VAAL SECONDARY SCHOOL	4	26	69	52	75.4	3	51	40	78.4	7	35	33	94.3
	700340364	8340364	SEDAVEN HIGH SCHOOL	99	0	32	25	78.1	2	26	24	92.3	0	15	14	93.3
	700331413	8331413	THUTO LORE SECONDARY SCHOOL	3	48	67	48	71.6	11	53	45	84.9	34	111	98	88.3
	700331470	8331470	VAAL ED U COLLEGE PRIVATE	99	3	23	20	87.0	2	22	22	100.0	2	19	18	94.7
	700330209	8330209	VEREENIGING GIMNASIUM	5	2	145	141	97.2	0	158	152	96.2	0	137	129	94.2
SEDIBENG WEST																
	700320937	8320937	BEVERLY HILLS SECONDARY SCHOOL	1	71	198	147	74.2	51	136	134	98.5	72	188	167	88.8
	700400325	8400325	BOITUMELO SECONDARY	3	26	106	86	81.1	40	127	98	77.2	15	128	86	67.2
	700400355	8400355	BOPHELONG SECONDARY SCHOOL	2	14	125	92	73.6	52	83	72	86.7	26	74	61	82.4
	700320358	8320358	BOTEBO-TSEBO SEC SCHOOL	4	29	145	106	73.1	27	161	135	83.9	46	154	121	78.6
	700321869	8321869	CHRYSTAL SPRINGS PRIVATE SCHOOL	99	1	56	44	78.6	0	19	19	100.0	0	6	6	100.0
	700888005	8888005	DESIGNATED CENTRE VAAL UNIV OF TECH	99									2	23	10	43.5
	700320432	8320432	DINOKANENG SECONDARY SCHOOL	3	43	84	79	94.0	44	84	80	95.2	52	93	84	90.3
	723320457	8320457	ED MASHABANE SECONDARY SCHOOL	3									0	117	111	94.9
	700321752	8321752	EL SHADDAI SCHOOL	99	9	102	78	76.5	2	67	65	97.0	0	39	37	94.9
	700320515	8320515	ESOKWAZI SECONDARY SCHOOL	2	13	317	276	87.1	76	184	170	92.4	81	158	141	89.2
	700320556	8320556	FUNDULWAZI SECONDARY SCHOOL	3	71	166	120	72.3	5	173	141	81.5	37	134	101	75.4
	700322107	8320028	HOER TEGNIESE SKOOL CAREL DE WET	5	0	147	115	78.2	12	180	150	83.3	0	111	104	93.7
	700330175	8330175	HOERSKOOL DRIEHOEK	5	0	179	175	97.8	0	165	163	98.8	0	204	200	98.0
	700320036	8320036	HOERSKOOL SUIDERLIG	5	8	158	155	98.1	15	161	159	98.8	14	145	142	97.9
	700330191	8330191	HOERSKOOL TRANSVALIA	5	2	211	210	99.5	0	202	202	100.0	0	182	182	100.0
	700320044	8320044	HOERSKOOL VANDERBIJLPARK	5	1	55	47	85.5	3	41	37	90.2	0	23	15	65.2
	700320663	8320663	JET NTEO SECONDARY SCHOOL	2	46	162	153	94.4	0	72	71	98.6	14	134	126	94.0
	700320671	8320671	JORDAN SECONDARY SCHOOL	1	17	99	93	93.9	20	104	90	86.5	0	94	75	79.8
	700320689	8320689	KATLEHO-IMPUMELELO SEC SCHOOL	4	52	106	70	66.0	43	119	76	63.9	35	105	48	45.7

GAUTENG																
District Name	EMIS No	Centre No	Centre Name	Quintile	2017				2018				2019			
					No Progressed	Wrote	Achieved	% Achieved	No Progressed	Wrote	Achieved	% Achieved	No Progressed	Wrote	Achieved	% Achieved
SEDIBENG WEST	700320697	8320697	KGOKARE SECONDARY SCHOOL	2	9	65	60	92.3	13	58	55	94.8	26	47	40	85.1
	700320713	8320713	KHUTLO-THARO SECONDARY SCHOOL	3	40	213	161	75.6	12	198	171	86.4	1	194	169	87.1
	700320754	8320754	LAKESIDE SECONDARY SCHOOL	3	21	151	133	88.1	17	172	164	95.3	34	198	158	79.8
	700320788	8320788	LEBOHANG SECONDARY SCHOOL	4	20	125	96	76.8	23	101	90	89.1	33	129	110	85.3
	700320960	8320960	MAXEKE SECONDARY SCHOOL	1	54	172	142	82.6	34	151	121	80.1	63	144	107	74.3
	700321026	8321026	MOHALADITOE SECONDARY SCHOOL	4	14	62	57	91.9	24	22	20	90.9	0	25	21	84.0
	700321083	8321083	MOPHOLOSI SECONDARY SCHOOL	2	6	106	95	89.6	24	133	111	83.5	24	87	79	90.8
	700321091	8321091	MOQHAKA SECONDARY SCHOOL	4	5	59	32	54.2	8	35	33	94.3	18	54	51	94.4
	700321109	8321109	MOSHATE SECONDARY SCHOOL	3	24	125	117	93.6	7	102	91	89.2	18	223	140	62.8
	700321281	8321281	POELANO SECONDARY SCHOOL	2	59	172	144	83.7	22	140	135	96.4	41	149	116	77.9
	700400119	8400119	PRESTIGIOUS AURETE SEC SCHOOL	5	6	149	62	41.6	51	95	60	63.2	6	42	25	59.5
	700321307	8321307	QEDILIZWE SECONDARY SCHOOL	2	135	172	114	66.3	38	95	81	85.3	34	94	63	67.0
	700321372	8321372	RAMOSUKULA SEC SCHOOL	1	2	41	37	90.2	8	64	64	100.0	0	54	52	96.3
	700321380	8321380	RESIDENSIA SECONDARY SCHOOL	4	0	187	136	72.7	23	134	109	81.3	31	130	109	83.8
	700321398	8321398	RUTASETJHABA SEC SCHOOL	2	42	182	144	79.1	39	154	143	92.9	22	133	122	91.7
	700321406	8321406	SAPPHIRE SECONDARY SCHOOL	2	36	132	113	85.6	64	148	115	77.7	73	167	116	69.5
	700321430	8321430	SEHOPOTSO SECONDARY SCHOOL	3	12	62	61	98.4	13	41	39	95.1	16	70	54	77.1
	700321455	8321455	SETJHABA-SOHLLE SECONDARY	4	36	101	76	75.2	38	93	72	77.4	17	107	60	56.1
	700321497	8321497	SIZANANI THUSANANG COMPREHENSIVE SCHOOL	3	23	71	56	78.9	24	60	47	78.3	9	42	33	78.6
	700330654	8330654	SUNCREST HIGH SCHOOL	5	6	174	165	94.8	12	138	133	96.4	11	146	132	90.4
	700321505	8321505	TANDUKWAZI SECONDARY SCHOOL	2	17	127	124	97.6	29	118	118	100.0	51	110	109	99.1
	700321521	8321521	THARABOLLO SECONDARY SCHOOL	3	26	91	74	81.3	32	95	83	87.4	35	90	73	81.1
	700330662	8330662	THE VAAL HIGH SCHOOL	5	19	91	82	90.1	31	100	85	85.0	33	99	83	83.8
	700321570	8321570	THUTO-TIRO COMPREHENSIVE	4	22	93	87	93.5	14	136	123	90.4	29	108	84	77.8
	700321604	8321604	TOKELO SECONDARY SCHOOL	1	22	92	59	64.1	35	49	44	89.8	69	55	53	96.4
	700321638	8321638	TSHEPO-THEMBA SECONDARY SCHOOL	2	36	70	61	87.1	36	67	67	100.0	43	85	70	82.4
	700321703	8321703	TSOLO SECONDARY SCHOOL	2	39	134	103	76.9	62	94	81	86.2	54	151	113	74.8

GAUTENG

District Name	EMIS No	Centre No	Centre Name	Quintile	2017				2018				2019			
					No Progressed	Wrote	Achieved	% Achieved	No Progressed	Wrote	Achieved	% Achieved	No Progressed	Wrote	Achieved	% Achieved
	700400388	8400388	WATERSHED CHRISTIAN SCHOOL	99	1	19	17	89.5	1	28	24	85.7	3	27	24	88.9
TSHWANE NORTH	700910011	8910011	ADAM MASEBE SEC SCHOOL	1	18	89	79	88.8	39	137	113	82.5	49	111	97	87.4
	700240507	8240507	AMOGELANG SECONDARY SCHOOL	1	117	196	158	80.6	138	210	191	91.0	112	135	119	88.1
	700910158	8910158	BOITSHEPO SEC SCHOOL	1	26	130	106	81.5	51	104	98	94.2	18	105	93	88.6
	700910169	8910169	BOKAMOSO HIGH SCHOOL	1	21	103	69	67.0	4	87	51	58.6	16	26	24	92.3
	700240580	8240580	BOTSE-BOTSE SECONDARY	4	33	138	133	96.4	29	243	215	88.5	58	82	80	97.6
	700220103	8220103	CLAPHAM HIGH SCHOOL	5	2	165	159	96.4	4	145	135	93.1	3	168	152	90.5
	700241779	8241779	ELIZABETH MATSEMELA SEC SCHOOL	5	26	69	49	71.0	26	108	82	75.9	62	75	70	93.3
	700220137	8220137	GEREFORMEERDE SKOOL DIRK POSTMA	99	0	23	23	100.0	0	23	23	100.0	0	36	36	100.0
	700400396	8400396	HAMMANSKRAAL SECONDARY SCHOOL	1	7	129	108	83.7	26	149	117	78.5	60	144	119	82.6
	700910484	8910484	HANS KEKANA SEC SCHOOL	1	112	216	172	79.6	132	227	193	85.0	127	183	164	89.6
	700240739	8240739	HLANGANANI SECONDARY SCHOOL	4	4	46	32	69.6	21	61	55	90.2	30	38	37	97.4
	700220152	8220152	HOER TEGNOLOGIESE SKOOL JOHN VORSTER	5	0	116	114	98.3	1	149	149	100.0	3	132	131	99.2
	700230334	8230334	HOERSKOOL HENDRIK VERWOERD	5	2	189	186	98.4	2	171	163	95.3	1	200	190	95.0
	700240069	8240069	HOERSKOOL MONTANA	5	3	264	263	99.6	1	317	317	100.0	2	287	284	99.0
	700220178	8220178	HOERSKOOL OOS-MOOT	5	0	237	234	98.7	0	271	266	98.2	0	245	242	98.8
	700240077	8240077	HOERSKOOL OVERKRUIN	5	0	201	201	100.0	4	170	169	99.4	3	166	166	100.0
	700220194	8220194	HOERSKOOL STAATSPRESIDENT C R SWART	5	3	124	111	89.5	6	171	148	86.5	5	159	143	89.9
	700230383	8230383	HOERSKOOL WONDERBOOM	5	2	256	252	98.4	0	231	225	97.4	0	198	195	98.5
	700910514	8910514	HOSEA KEKANA SEC SCHOOL	1	11	99	85	85.9	69	121	104	86.0	46	117	100	85.5
	700230391	8230391	IONA CONVENT	99	0	45	45	100.0	0	40	39	97.5	1	36	34	94.4
	700240770	8240770	KGOMOTSO SECONDARY SCHOOL	3	12	141	110	78.0	48	155	132	85.2	24	156	131	84.0
	700400526	8400526	LEHWELERENG SECONDARY SCHOOL	2	4	103	75	72.8	42	82	75	91.5	25	100	82	82.0
	700240895	8240895	LETHABONG SECONDARY SCHOOL	4	57	158	139	88.0	56	213	193	90.6	111	192	153	79.7
	700910887	8910887	LETHAMAGA HIGH SCHOOL	99					3	57	40	70.2	15	57	42	73.7
	700910978	8910978	MADISONG SECONDARY SCHOOL	1	14	126	88	69.8	28	113	65	57.5	25	116	95	81.9
	700911026	8911026	MAKGETSE HIGH SCHOOL	3	105	218	209	95.9	89	266	249	93.6	74	254	224	88.2
700240929	8240929	MAKHOSINI COMBINED SECONDARY SCHOOL	1	43	216	176	81.5	73	204	186	91.2	32	306	263	85.9	
700240960	8240960	MEMEZELO SECONDARY SCHOOL	4	61	99	80	80.8	42	93	87	93.5	78	116	108	93.1	
700911257	8911257	MODILATI SECONDARY SCHOOL	1	0	104	90	86.5	28	144	119	82.6	38	178	163	91.6	
700911269	8911269	MODITELA SECONDARY	2									0	77	77	100.0	

GAUTENG

District Name	EMIS No	Centre No	Centre Name	Quintile	2017				2018				2019			
					No Progressed	Wrote	Achieved	% Achieved	No Progressed	Wrote	Achieved	% Achieved	No Progressed	Wrote	Achieved	% Achieved
					TSHWANE NORTH	700400525	8400525	NEW EERSTERUS SECONDARY SCHOOL	2	9	61	48	78.7	9	85	70
	700911541	8911541	NTSWANE	1	13	47	33	70.2	13	52	47	90.4	8	61	56	91.8
	700911589	8911589	PHL MORAKA SECONDARY	4	30	78	55	70.5	25	61	57	93.4	27	40	38	95.0
	700241117	8241117	PRESTIGE COLLEGE	99	0	113	111	98.2	1	161	161	100.0	0	125	124	99.2
	700911709	8911709	RAKGOTSO SEC SCHOOL	1	13	213	193	90.6	58	232	194	83.6	29	202	178	88.1
	700911767	8911767	RATSHEPO SEC SCHOOL	3	42	273	252	92.3	52	318	307	96.5	36	305	277	90.8
	700232215	8232215	SA COLLEGE SCHOOL	99	0	31	31	100.0	0	18	16	88.9	0	18	18	100.0
	700241273	8241273	SENTHIBELE SENIOR SECONDARY	2	62	112	102	91.1	79	192	137	71.4	28	185	150	81.1
	700913607	8913607	SIKHULULEKILE SECONDARY SCHOOL	4	15	147	137	93.2	34	153	147	96.1	49	162	158	97.5
	700241307	8241307	SOSHANGUVE SECONDARY SCHOOL	3	73	294	267	90.8	52	298	268	89.9	3	379	331	87.3
	0	8400798	THORNRIDGE (MONTANA POORT) SEC SCH	4					0	52	51	98.1	3	60	54	90.0
	700912139	8912139	TIPFUXENI SEC SCHOOL	1	15	102	88	86.3	22	112	94	83.9	10	107	94	87.9
	700241471	8241471	TSHWANE CHRISTIAN SCHOOL	99	0	20	20	100.0	0	27	26	96.3	0	27	25	92.6
TSHWANE SOUTH	700400788	8400788	ABBOTTS COLLEGE CENTURION	99	0	37	37	100.0	0	45	45	100.0	0	38	37	97.4
	700230110	8230110	AFRIKAANSE HOER MEISIESKOOL	5	0	187	187	100.0	0	220	220	100.0	0	226	226	100.0
	700230128	8230128	AFRIKAANSE HOER SEUNSKOOL	5	0	222	222	100.0	0	236	235	99.6	0	231	231	100.0
	700400125	8400125	AL GHAZALI	99	0	17	17	100.0	0	13	13	100.0	0	10	10	100.0
	700400100	8400100	AL-ASR EDUCATIONAL INSTITUTE	99	0	27	27	100.0	0	22	22	100.0	0	21	21	100.0
	700232653	8232653	AMITY INTERNATIONAL SCHOOL	99	0	19	18	94.7	0	28	27	96.4	0	26	25	96.2
	700231555	8231555	BOKGONI TECHNICAL SECONDARY SCHOOL	4	99	146	99	67.8	22	152	150	98.7	60	132	132	100.0
	700221474	8221474	BONA LESEDI SEC SCHOOL	1	40	128	104	81.3	35	94	79	84.0	14	128	108	84.4
	700400171	8400171	BOPHELONG COMMUNITY INDEPENDENT SCHO	99	1	16	10	62.5	1	12	9	75.0	2	9	4	44.4
	700400092	8400092	CARPE DIEM ACADEMY	99	3	31	28	90.3	0	30	22	73.3	0	31	27	87.1
	700231571	8231571	CENTRAL ISLAMIC SCHOOL	99	0	17	17	100.0	0	29	29	100.0	0	22	22	100.0
	700220095	8220095	CHRISTIAN BROTHERS COLLEGE MOUNT EDMUND	99	0	58	58	100.0	0	45	45	100.0	0	49	48	98.0
	700220582	8220582	CORNERSTONE COLLEGE SEC SCHOOL	99	0	112	112	100.0	0	106	106	100.0	0	88	88	100.0
	700231977	8231977	CURRO ACADEMY PRETORIA	99	1	28	28	100.0	1	38	36	94.7	3	44	44	100.0
	700232371	8232371	DANSA INTERNATIONAL COLLEGE	99	3	82	79	96.3	3	90	84	93.3	2	73	71	97.3
	700231605	8231605	DAVID HELLEN PETA SECONDARY SCHOOL	4	77	98	88	89.8	40	97	85	87.6	19	88	79	89.8
	700231613	8231613	DR WF NKOMO SECONDARY SCHOOL	4	21	57	52	91.2	100	132	106	80.3	63	148	134	90.5
	700400285	8400285	DUO EDU SENIOR OHAFAHANKLIKE SKOOL	99	1	29	28	96.6	0	27	24	88.9	0	27	27	100.0

GAUTENG

District Name	EMIS No	Centre No	Centre Name	Quintile	2017				2018				2019			
					No Progressed	Wrote	Achieved	% Achieved	No Progressed	Wrote	Achieved	% Achieved	No Progressed	Wrote	Achieved	% Achieved
TSHWANE SOUTH	700231621	8231621	ED-U-COLLEGE SECONDARY SCHOOL	99	0	30	30	100.0	0	53	38	71.7	2	46	37	80.4
	700231639	8231639	EDWARD PHATUDI SECONDARY SCHOOL	4	39	77	66	85.7	58	79	64	81.0	62	93	80	86.0
	700220020	8220020	EERSTERUST SECONDARY SCHOOL	4	22	59	38	64.4	9	76	52	68.4	21	43	36	83.7
	700232679	8232679	ELMAR COLLEGE	99	1	48	48	100.0	0	48	47	97.9	0	49	47	95.9
	700400576	8400576	EMPRO ACADEMY	99	0	6	6	100.0	0	11	10	90.9	0	6	6	100.0
	700231670	8231670	FLAVIUS MAREKA SECONDARY SCHOOL	1	36	88	78	88.6	91	49	42	85.7	40	72	64	88.9
	700400008	8400008	FOUNDERS COMMUNITY SCHOOL	99	0	8	8	100.0	1	10	9	90.0	1	7	7	100.0
	700220657	8220657	GATANG SECONDARY SCHOOL	4	37	122	90	73.8	44	89	62	69.7	104	103	83	80.6
	0	8400897	GAUTENG CENTRAL COLLEGE	99									0	26	11	42.3
	700231712	8231712	GREENWOOD COLLEGE	99	1	33	28	84.8	6	30	27	90.0	4	17	15	88.2
	700230037	8230037	HIMALAYA SECONDARY SCHOOL	3	4	95	86	90.5	16	101	92	91.1	10	111	98	88.3
	700210229	8210229	HOERSKOOL CENTURION	5	0	187	187	100.0	0	189	189	100.0	0	160	159	99.4
	700210153	8210153	HOERSKOOL DIE WILGERS	5	0	106	103	97.2	1	84	77	91.7	0	117	112	95.7
	700210161	8210161	HOERSKOOL ELDORAIGNE	5	0	250	250	100.0	0	308	308	100.0	0	245	243	99.2
	700220160	8220160	HOERSKOOL F H ODENDAAL	4	3	262	231	88.2	1	209	196	93.8	5	253	226	89.3
	700210187	8210187	HOERSKOOL GARSFONTEIN	5	0	321	321	100.0	0	357	357	100.0	0	367	367	100.0
	700210195	8210195	HOERSKOOL MENLOPARK	5	0	266	266	100.0	0	277	276	99.6	0	316	316	100.0
	700220186	8220186	HOERSKOOL SILVERTON	5	3	107	100	93.5	8	139	123	88.5	9	101	93	92.1
	700210211	8210211	HOERSKOOL UITSIG	5	1	172	165	95.9	0	181	166	91.7	2	181	174	96.1
	700210237	8210237	HOERSKOOL VOORTREKKERHOOGTE	5	2	165	155	93.9	7	185	159	85.9	11	132	120	90.9
	700210245	8210245	HOERSKOOL WATERKLOOF	5	0	339	339	100.0	0	344	344	100.0	0	343	343	100.0
	700210252	8210252	HOERSKOOL ZWARTKOP	5	0	289	289	100.0	0	305	305	100.0	0	301	299	99.3
	700231746	8231746	HOFMEYR SECONDARY SCHOOL	4	13	126	75	59.5	47	72	56	77.8	33	50	40	80.0
	700231761	8231761	HOLY TRINITY SECONDARY CATHOLIC SCHOOL	99	9	30	30	100.0	6	29	29	100.0	1	29	27	93.1
	700220699	8220699	J KEKANA SECONDARY SCHOOL	3	26	135	95	70.4	18	100	70	70.0	26	82	69	84.1
	700220707	8220707	JAFTA MAHLANGU SECONDARY SCHOOL	3	195	95	66	69.5	26	50	48	96.0	66	76	71	93.4
	700400580	8400580	JINTEK VARSITY COLLEGE	99	10	17	16	94.1	0	12	8	66.7	3	17	11	64.7
	700220715	8220715	KHUTHALANI SECONDARY SCHOOL	1	18	150	133	88.7	28	128	114	89.1	14	124	114	91.9
	700230078	8230078	LAUDIUM SECONDARY SCHOOL	4	0	163	140	85.9	1	102	98	96.1	5	176	157	89.2
	700220749	8220749	LEHLABILE SECONDARY SCHOOL	4	39	172	133	77.3	43	145	123	84.8	43	110	100	90.9
700220756	8220756	LOMPEC SECONDARY SCHOOL	99	0	23	22	95.7	4	26	25	96.2	0	19	19	100.0	
700231043	8231043	LORETO CONVENT SCHOOL	99	0	60	60	100.0	0	62	61	98.4	0	67	66	98.5	

GAUTENG

District Name	EMIS No	Centre No	Centre Name	Quintile	2017				2018				2019			
					No Progressed	Wrote	Achieved	% Achieved	No Progressed	Wrote	Achieved	% Achieved	No Progressed	Wrote	Achieved	% Achieved
					TSHWANE SOUTH	700210906	8210906	LYTTELTON MANOR HIGH SCHOOL	5	0	245	221	90.2	4	205	190
	700220772	8220772	MAMELODI SECONDARY SCHOOL	3	22	148	114	77.0	33	168	140	83.3	18	161	152	94.4
	700220855	8220855	MODIRI TECHNICAL SCHOOL	3	25	13	11	84.6	23	40	34	85.0	14	37	27	73.0
	700400088	8400088	NELLMAPIUS SECONDARY SCHOOL	2	19	116	92	79.3	8	102	84	82.4	59	123	102	82.9
	700210948	8210948	NUWE HOOPSKOOL	4	0	18	18	100.0	0	12	12	100.0	0	22	22	100.0
	700400458	8400458	OLIEVENHOUTBOSCH SECONDARY SCHOOL	1	31	121	96	79.3	19	102	85	83.3	16	132	120	90.9
	700220962	8220962	PHATENG SECONDARY SCHOOL	4	33	114	73	64.0	52	154	126	81.8	53	92	83	90.2
	700232124	8232124	PHELINDABA SECONDARY SCHOOL	4	59	111	72	64.9	21	149	130	87.2	19	107	97	90.7
	700231316	8231316	PRETORIA BOYS HIGH SCHOOL	5	2	297	293	98.7	0	295	290	98.3	0	279	277	99.3
	700400331	8400331	PRETORIA CENTRAL HIGH	5	16	156	120	76.9	11	153	96	62.7	22	129	100	77.5
	700231324	8231324	PRETORIA HIGH SCHOOL FOR GIRLS	5	0	270	269	99.6	0	271	271	100.0	0	286	284	99.3
	700400318	8400318	PRETORIA INSTITUTE OF LEARNING	99	3	34	34	100.0	2	50	47	94.0	4	54	51	94.4
	700232725	8232725	PRETORIA MUSLIM TRUST SUNNI SCHOOL	99	0	30	29	96.7	0	34	34	100.0	0	33	31	93.9
	700400087	8400087	PRETORIA SECONDARY SCHOOL	5	1	121	81	66.9	7	99	77	77.8	3	115	85	73.9
	700231340	8231340	PRETORIA TECHNICAL HIGH SCHOOL	5	6	109	83	76.1	0	105	100	95.2	2	108	97	89.8
	700400005	8400005	PRINCEFIELD TRUST SCHOOL	99	1	21	18	85.7	3	14	9	64.3	0	12	7	58.3
	700232199	8232199	PRINCESS PARK SEC AND COLLEGE	99	3	49	49	100.0	1	53	53	100.0	2	49	47	95.9
	700210203	8210203	PRO ARTE ALPHEN PARK	5	0	128	122	95.3	1	116	108	93.1	4	150	146	97.3
	700220079	8220079	PROSPERITUS SECONDARY SCHOOL	4	52	142	130	91.5	52	135	120	88.9	76	114	107	93.9
	700400340	8400340	QUEENS PRIVATE SCHOOL	99	4	34	33	97.1	3	31	29	93.5	1	40	39	97.5
	700400258	8400258	RASLOUW ACADEMY	99	0	1	1	100.0	0	11	11	100.0	0	5	5	100.0
	700400330	8400330	REPHAFOGILE SECONDARY SCHOOL	4	30	143	68	47.6	26	53	51	96.2	36	101	94	93.1
	700221044	8221044	RIBANE-LAKA SECONDARY SCHOOL	4	45	220	218	99.1	54	215	208	96.7	39	263	254	96.6
	700400081	8400081	ROSINA SEDIBANE MODIBA SPORT SCHOOL	4	0	41	41	100.0	2	45	35	77.8	5	34	33	97.1
	700400444	8400444	ROSTEC TECHNICAL COLLEGE - PRETORIA	99	0	2	2	100.0	0	1	1	100.0	14	6	0	0.0
	700232223	8232223	SAULRIDGE SECONDARY SCHOOL	2	62	81	71	87.7	45	86	73	84.9	56	108	70	64.8
	700232249	8232249	SESHEGONG SECONDARY SCHOOL	4	22	148	142	95.9	32	134	125	93.3	20	169	157	92.9
	700220681	8220681	SOLOMON MAHLANGU FREEDOM SCHOOL	4	1	90	82	91.1	34	145	119	82.1	42	154	136	88.3
	700220517	8220517	SONITUS SKOOL	4	0	12	11	91.7	0	10	8	80.0	0	4	3	75.0

GAUTENG

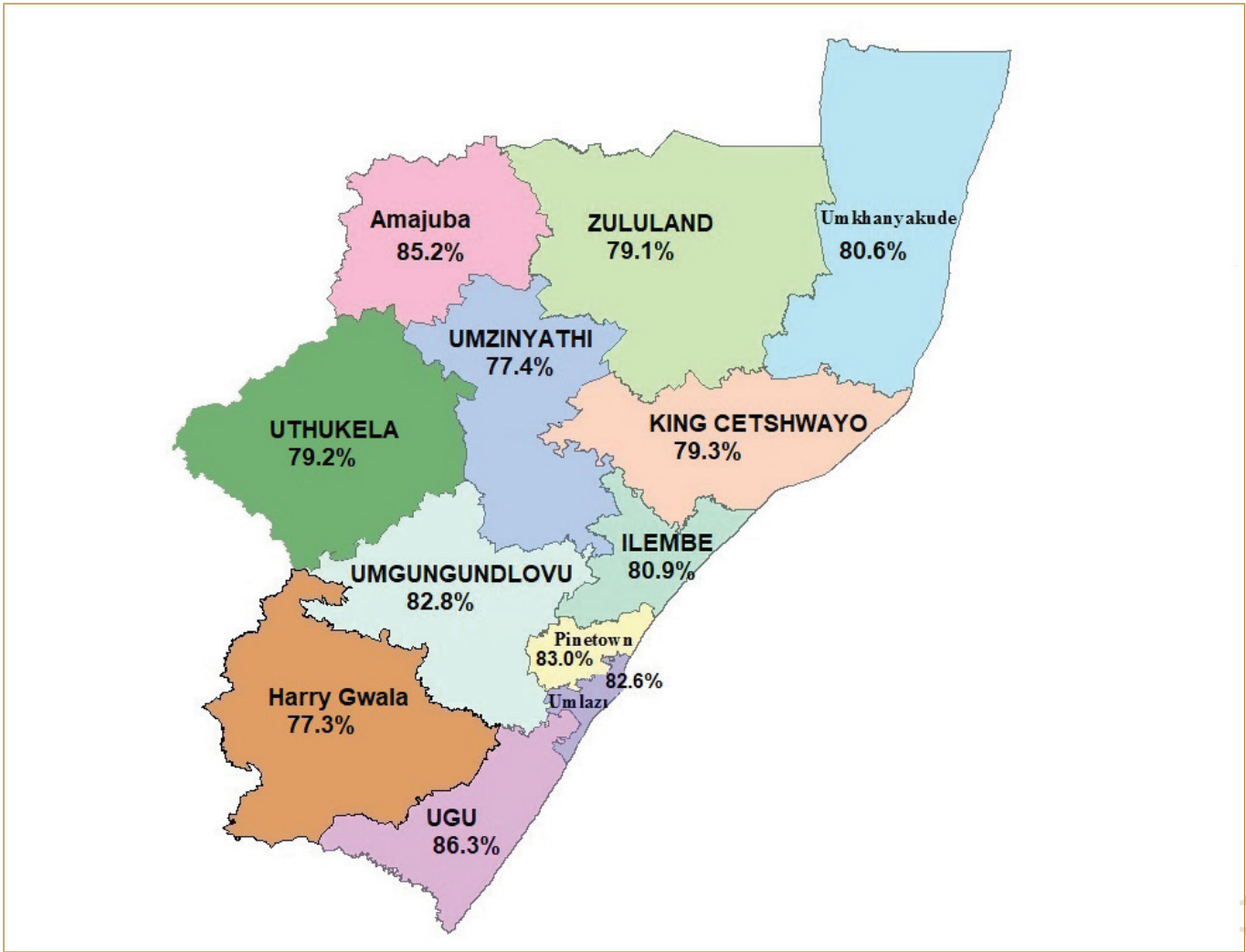
District Name	EMIS No	Centre No	Centre Name	Quintile	2017				2018				2019				
					No Progressed	Wrote	Achieved	% Achieved	No Progressed	Wrote	Achieved	% Achieved	No Progressed	Wrote	Achieved	% Achieved	
TSHWANE SOUTH	700221028	8221028	STANZA BOPAPE SECONDARY SCHOOL	4	53	83	75	90.4	54	114	100	87.7	45	129	124	96.1	
	0	8400499	STAR COLLEGE PRETORIA	4	0	10	10	100.0	0	6	6	100.0	0	27	27	100.0	
	700400075	8400075	STEVE TSHWETE SECONDARY SCHOOL	3	25	92	77	83.7	36	90	77	85.6	40	113	90	79.6	
	700400366	8400366	SUMMAT INSTITUTE TSHWANE CAMPUS	99	4	15	14	93.3	3	3	3	100.0	6	11	11	100.0	
	700211144	8211144	SUTHERLAND HIGH SCHOOL	5	0	253	253	100.0	0	254	252	99.2	0	248	248	100.0	
	700211151	8211151	THE GLEN HIGH SCHOOL	5	0	191	188	98.4	1	181	176	97.2	0	200	196	98.0	
	700212241	8212241	THE WAY CHRISTIAN SCHOOL	99	0	10	10	100.0	0	6	6	100.0	0	20	20	100.0	
	700400529	8400529	THUTO BOHLALE SECONDARY SCHOOL	1	53	53	42	79.2	0	71	59	83.1	16	39	35	89.7	
	700231456	8231456	TRANSORANJE-SKOOL VIR DOWES	4					0	1	1	100.0	0	1	1	100.0	
	700221333	8221333	TRANSVALIASKOOL	4	2	26	26	100.0	0	26	24	92.3	0	29	29	100.0	
	700221143	8221143	TSAKO THABO SECONDARY SCHOOL	4	8	37	29	78.4	10	70	53	75.7	27	62	56	90.3	
	700400386	8400386	TSHWANE COLLEGE	99	0	17	17	100.0	1	16	16	100.0	5	22	11	50.0	
	700232157	8232157	TSHWANE MUSLIM SCHOOL	99	0	51	51	100.0	0	49	49	100.0	0	43	43	100.0	
	700400276	8400276	TSHWANE SECONDARY SCHOOL	5	5	44	28	63.6	6	40	34	85.0	2	45	25	55.6	
	700400140	8400140	TUKSSPORT HIGH SCHOOL	99	0	51	51	100.0	0	63	63	100.0	0	58	58	100.0	
	700221184	8221184	VLAKFONTEIN SECONDARY SCHOOL	3	17	74	59	79.7	12	61	49	80.3	3	59	58	98.3	
	700221192	8221192	VUKANI MAWETHU SECONDARY SCHOOL	3	6	85	66	77.6	40	95	77	81.1	28	72	69	95.8	
	700400337	8400337	WATERSRAND SECONDARY SCHOOL	99					1	5	3	60.0	3	3	2	66.7	
	700211235	8211235	WILLOWRIDGE HIGH SCHOOL	5	2	198	192	97.0	2	203	199	98.0	7	186	179	96.2	
	700910007	8910007	ABEL MOTSHOANE SEC SCHOOL	4	18	141	118	83.7	35	117	95	81.2	78	123	102	82.9	
700400380	8400380	AMANDASIG SECONDARY SCHOOL	4	16	110	96	87.3	9	117	105	89.7	7	171	151	88.3		
700240598	8240598	CENTRAL SECONDARY SCHOOL	3	17	157	122	77.7	22	96	69	71.9	31	95	79	83.2		
700241795	8241795	CHARLTON VOS COLLEGE OF EDUCATION	99	0	52	52	100.0	0	59	59	100.0	0	56	56	100.0		
700232645	8232645	CHRISTIAN PROGRESSIVE SCHOOL	99	4	113	101	89.4	3	94	94	100.0	12	102	99	97.1		
700400830	8400839	CURRO ACADEMY SOSHANGUVE (INDEP CENT)	99	0	22	21	95.5	0	43	40	93.0	0	60	58	96.7		
700400263	8400263	DASPOORT SECONDARY SCHOOL	5	0	81	73	90.1	0	61	55	90.2	5	54	51	94.4		
700910326	8910326	DR AT MOREOSELE SEC SCHOOL	4	4	142	104	73.2	21	95	76	80.0	11	97	94	96.9		
700914251	8914251	DR SAM MOTSUENYANE	1	12	136	104	76.5	88	161	108	67.1	58	149	100	67.1		
700240689	8240689	FILADELFIA	4	15	31	24	77.4	3	42	30	71.4	6	74	46	62.2		
700914249	8914249	FR SMANGALISO MKHATSWA SEC SCHOOL	4	18	65	52	80.0	8	72	48	66.7	31	111	73	65.8		

GAUTENG

District Name	EMIS No	Centre No	Centre Name	Quintile	2017				2018				2019				
					No Progressed	Wrote	Achieved	% Achieved	No Progressed	Wrote	Achieved	% Achieved	No Progressed	Wrote	Achieved	% Achieved	
TSHWANE WEST	700400208	8400208	FUSION SEC SCHOOL	5	4	140	94	67.1	33	170	122	71.8	6	111	83	74.8	
	700400345	8400345	HAYWOOD COLLEGE	99	11	21	17	81.0	5	22	21	95.5	3	17	12	70.6	
	700230300	8230300	HILLVIEW HIGH SCHOOL	5	2	175	157	89.7	6	148	133	89.9	13	156	141	90.4	
	700910479	8910479	HL SETLALENTOA SEC SCHOOL	4	33	54	48	88.9	34	101	100	99.0	45	64	61	95.3	
	700240747	8240747	HLOMPHANANG SECONDARY SCHOOL	4	8	222	141	63.5	53	206	149	72.3	52	171	107	62.6	
	700230318	8230318	HOER TEGNIESE SKOOL PRETORIA-TUINE	5	2	66	66	100.0	7	85	78	91.8	0	58	55	94.8	
	700240044	8240044	HOERSKOOL AKASIA	5	3	163	159	97.5	5	173	172	99.4	4	223	219	98.2	
	700230326	8230326	HOERSKOOL ELANDSPOORT	5	2	151	144	95.4	3	194	178	91.8	5	181	165	91.2	
	700240051	8240051	HOERSKOOL GERRIT MARITZ	5	0	148	134	90.5	0	182	169	92.9	0	161	139	86.3	
	700230342	8230342	HOERSKOOL HERCULES	5	0	60	57	95.0	1	78	61	78.2	0	86	71	82.6	
	700230359	8230359	HOERSKOOL LANGENHOVEN	5	9	195	192	98.5	4	210	208	99.0	10	227	219	96.5	
	700240085	8240085	HOERSKOOL PRETORIA-NOORD	5	1	164	159	97.0	0	184	181	98.4	0	176	170	96.6	
	700230367	8230367	HOERSKOOL PRETORIA-WES	5	0	151	141	93.4	3	151	135	89.4	4	150	126	84.0	
	700230375	8230375	HOERSKOOL TUINE	5	0	213	207	97.2	1	212	195	92.0	1	203	183	90.1	
	700910512	8910512	HOLY TRINITY SEC SCHOOL	1	22	140	125	89.3	50	137	120	87.6	31	110	100	90.9	
	700910553	8910553	IR LESOLANG SEC SCHOOL	1	6	174	153	87.9	56	217	152	70.0	73	193	157	81.3	
	700240762	8240762	KGADIME MATSEPE SECONDARY	2	108	156	138	88.5	82	146	137	93.8	72	117	101	86.3	
	700910794	8910794	KGATOENTLE SEC SCH (L G HOLELE SEC)	1	5	92	82	89.1	21	102	87	85.3	23	83	59	71.1	
	700400666	8400666	LEAP SCIENCE AND MATHS SCH D15	99	1	32	30	93.8	2	23	22	95.7	0	27	26	96.3	
	700910895	8910895	LETLOTLO SECONDARY SCHOOL	3	8	60	40	66.7	4	84	77	91.7	14	98	74	75.5	
	700232348	8232348	LOTUS GARDENS SECONDARY SCHOOL	5	13	123	106	86.2	23	124	105	84.7	31	151	123	81.5	
	700910961	8910961	MABOPANE SEC SCHOOL	3	3	79	48	60.8	16	86	66	76.7	16	67	41	61.2	
	700911084	8911084	MAPENANE SECONDARY SCHOOL	1	27	62	55	88.7	22	63	53	84.1	25	96	68	70.8	
	700910953	8910953	MH BALOYI SEC SCHOOL	1	30	112	61	54.5	23	98	90	91.8	11	84	80	95.2	
	700911263	8911263	MODIRI SEC SCHOOL	4	49	158	129	81.6	41	174	153	87.9	25	197	174	88.3	
	700911498	8911498	NGAKA MASEKO SEC SCHOOL	4	12	130	86	66.2	33	60	53	88.3	13	109	80	73.4	
	700911481	8911481	NICK MPSHE SEC SCHOOL	1	28	48	40	83.3	30	50	41	82.0	41	31	30	96.8	
	700911556	8911556	NM TSUENE SECONDARY SCHOOL	4	37	56	48	85.7	17	59	49	83.1	24	39	35	89.7	
	700400271	8400271	NORTWOOD INDEPENDENT HIGH SCHOOL	99	1	68	50	73.5	5	94	78	83.0	2	43	42	97.7	
	700911609	8911609	PELTONA SECONDARY SCHOOL	3	31	203	188	92.6	21	200	167	83.5	36	166	139	83.7	
	700232454	8232454	PRINSHOFSKOOL	4	0	23	21	91.3	0	16	15	93.8	0	24	23	95.8	
	700911749	8911749	RANTAILANE SEC SCHOOL	4	35	138	109	79.0	31	73	66	90.4	43	133	121	91.0	
700241174	8241174	REITUMETSE SECONDARY SCHOOL	4	38	273	215	78.8	54	277	246	88.8	56	255	210	82.4		
700241232	8241232	RUABOHLALE JUNIOR SECONDARY SCHOOL	2	27	124	112	90.3	31	186	143	76.9	48	188	145	77.1		

GAUTENG																
District Name	EMIS No	Centre No	Centre Name	Quintile	2017				2018				2019			
					No Progressed	Wrote	Achieved	% Achieved	No Progressed	Wrote	Achieved	% Achieved	No Progressed	Wrote	Achieved	% Achieved
TSHWANE WEST	700913618	8913618	SEANGENG SECONDARY SCHOOL	1	27	102	94	92.2	27	124	100	80.6	40	168	150	89.3
	700911984	8911984	SETUMO-KHIBA SEC SCHOOL	4	19	84	68	81.0	13	56	54	96.4	16	73	62	84.9
	700400381	8400381	SOSHANGUVE EAST SECONDARY SCHOOL	5	32	119	80	67.2	44	112	95	84.8	42	165	116	70.3
	700400239	8400239	SOSHANGUVE SOUTH SEC	3	6	136	93	68.4	34	182	139	76.4	67	195	153	78.5
	700241315	8241315	SOSHANGUVE TECHNICAL CENTRE	4	13	95	57	60.0	13	91	84	92.3	28	97	91	93.8
	700912064	8912064	TEBOGWANA SEC SCHOOL	2	14	133	123	92.5	40	98	97	99.0	37	131	123	93.9
	700400811	8400811	THORNVIEW PRESTIGE COLLEGE (IND CEN	99	0	83	71	85.5	0	88	74	84.1	3	123	110	89.4
	700241406	8241406	TIYELELANI SECONDARY SCHOOL	4	20	150	124	82.7	53	130	115	88.5	39	151	100	66.2
	700912270	8912270	TSWAING SEC SCHOOL	1	19	120	115	95.8	23	133	121	91.0	38	141	131	92.9
	700241547	8241547	WALLMANSTHAL SECONDARY	4	62	223	175	78.5	74	112	104	92.9	65	110	105	95.5
	700912338	8912338	WINTERVELDT HIGH SCHOOL	1	24	85	69	81.2	45	82	69	84.1	30	79	71	89.9

KwaZulu Natal



KWAZULU NATAL

District Name	EMIS No	Centre No	Centre Name	Quintile	2017				2018				2019			
					No Progressed	Wrote	Achieved	% Achieved	No Progressed	Wrote	Achieved	% Achieved	No Progressed	Wrote	Achieved	% Achieved
AMAJUBA	500101343	5213201	AMADADA H	3	18	27	22	81.5	32	27	23	85.2	15	40	30	75.0
	500101602	5213202	AMAJUBA H	5	1	46	44	95.7	0	51	50	98.0	0	56	53	94.6
	500103045	5213203	AMAZULU H	4	8	70	60	85.7	20	67	62	92.5	42	81	66	81.5
	500107744	5213205	BETHAMOYA H	4	46	104	92	88.5	20	83	79	95.2	40	92	88	95.7
	500113368	5213206	BUHLEBOMZINYATHI S	3	78	98	86	87.8	103	95	74	77.9	148	96	83	86.5
	500114182	5213101	CACAMEZELA S	3	31	116	108	93.1	39	120	113	94.2	78	130	126	96.9
	500324971	5213207	CHARLESTOWN H	2	6	40	39	97.5	8	51	45	88.2	13	72	64	88.9
	500119880	5213103	DANNHAUSER S	4	3	69	47	68.1	5	61	56	91.8	0	57	56	98.2
	500120620	5213208	DEDANGIFUNDE H	3	21	193	183	94.8	0	249	222	89.2	30	238	212	89.1
	500122396	5213104	DNC COMBINED	3	42	27	27	100.0	35	19	19	100.0	29	36	36	100.0
	500123617	5213209	DUCK PONDS H	4	20	127	97	76.4	34	128	88	68.8	27	108	83	76.9
	495837	5213135	EKUSENI SEC SCHOOL	3	0	20	17	85.0	0	8	7	87.5	1	10	10	100.0
	500130980	5213210	EMALAHLENI COMBINED	2	30	34	27	79.4	26	25	24	96.0	16	33	32	97.0
	500132534	5213105	EMFUNDWENI H	3	8	101	71	70.3	47	68	59	86.8	30	75	63	84.0
	500139194	5213106	ENZIMANE COMBINED	2	10	24	21	87.5	10	10	9	90.0	8	13	9	69.2
	500144707	5213211	FERRUM H	5	1	196	191	97.4	0	183	178	97.3	1	183	172	94.0
	152070	5213141	GROENVLEICOMBINED	2					18	8	0	0.0	0	6	4	66.7
	500156103	5213212	HLALANATHI H	4	48	58	45	77.6	63	149	111	74.5	61	203	161	79.3
	500158434	5213213	HOPE H	5	5	75	69	92.0	1	67	66	98.5	7	66	63	95.5
	500161949	5213214	IKHWEZI H	4	9	98	72	73.5	55	83	67	80.7	20	47	42	89.4
	500161061	5213108	IMPALA H	3	29	86	67	77.9	19	123	81	65.9	42	33	23	69.7
	500162726	5213109	INDONSA S	2	32	96	77	80.2	43	89	85	95.5	56	113	103	91.2
	500163059	5213110	INGABADE H	2	25	12	11	91.7	20	13	8	61.5	14	8	4	50.0
	500166981	5213111	INZULULWAZI S	2	17	12	5	41.7	19	11	7	63.6	9	7	5	71.4
	500168091	5213215	ISIKHALISEZWE H	3	0	121	81	66.9	50	150	106	70.7	59	132	99	75.0
	500327781	5213112	ISIPHOSEMVELO H	2	68	57	40	70.2	53	49	40	81.6	25	76	69	90.8
	500169090	5213242	ISLAMIC COLLEGE NEWCASTLE	9	0	9	9	100.0	0	13	12	92.3	0	10	10	100.0
	500440004	5213240	IZAZI S	3	6	43	43	100.0	38	69	60	87.0	29	59	55	93.2
	500447552	5213239	KADWA S	2	11	24	24	100.0	6	51	49	96.1	15	38	38	100.0
	500340104	5213113	KHETHUKUTHULA S	2	20	27	20	74.1	58	23	19	82.6	41	21	16	76.2
	500180264	5213140	KWAMAGIDELA SECONDARY SCHOOL	1					0	9	3	33.3	3	13	4	30.8
	500185925	5213116	LENGOLA S	2	4	27	17	63.0	8	12	9	75.0	20	20	16	80.0
	500186591	5213216	LINCOLN HEIGHTS S	5	1	173	157	90.8	0	161	140	87.0	18	162	144	88.9
	500195027	5213117	MALAMBULE S	2	32	40	40	100.0	36	41	41	100.0	43	90	89	98.9
	500195878	5213118	MANA H	2	40	101	85	84.2	52	117	81	69.2	6	104	93	89.4
	200873	5213143	MASIHAMBISANE SEC SCHOOL	3					0	60	57	95.0	6	65	59	90.8
	500206645	5213217	MDUMISENI H	4	37	68	39	57.4	20	39	33	84.6	21	37	31	83.8
	500504347	5213244	MERIDIAN	3	0	25	14	56.0	3	26	20	76.9	2	35	29	82.9
	500212935	5213142	MLONDOLOZI HIGH SCHOOL	3					6	17	8	47.1	31	10	5	50.0
	500214082	5213119	MNYAMANDE S	3	3	140	103	73.6	25	174	137	78.7	46	155	125	80.6
500221112	5213120	MUZOKHANYAYO S	3	24	111	102	91.9	19	128	111	86.7	25	112	103	92.0	
500221926	5213218	MZAMO H	3	38	59	51	86.4	70	71	62	87.3	21	50	48	96.0	
500222407	5213121	MZIWETHU H	3	24	38	32	84.2	46	47	33	70.2	27	58	47	81.0	
500223406	5213219	NCANDU COMBINED	1	17	10	6	60.0	20	13	11	84.6	10	20	18	90.0	

KWAZULU NATAL

District Name	EMIS No	Centre No	Centre Name	Quintile	2017				2018				2019				
					No Progressed	Wrote	Achieved	% Achieved	No Progressed	Wrote	Achieved	% Achieved	No Progressed	Wrote	Achieved	% Achieved	
AMA-JUBA	500226107	5213122	NDWAKAZANA COMBINED	3	10	32	13	40.6	14	28	22	78.6	15	16	15	93.8	
	500226847	5213220	NEWCASTLE H	5	0	185	171	92.4	4	159	152	95.6	9	189	172	91.0	
	500227513	5213243	NGCAKA COMBINED	2	4	12	12	100.0	3	11	11	100.0	4	10	10	100.0	
	500230473	5213221	NHLOSOKUHLE S	3	25	83	74	89.2	29	75	60	80.0	39	66	59	89.4	
	500244903	5213124	OSIZWENI H	4	59	81	56	69.1	56	59	36	61.0	40	66	50	75.8	
	500246124	5213222	PANORAMA COMBINED	5	4	123	82	66.7	14	91	79	86.8	7	119	90	75.6	
	500247900	5213125	PHATHAKAHLE H	2	14	47	38	80.9	19	46	39	84.8	17	38	34	89.5	
	500248307	5213223	PHENDUKANI H	4	25	266	245	92.1	24	311	268	86.2	28	293	260	88.7	
	500337736	5213224	PHUZUKUBONA PUBLIC S	3	3	24	17	70.8	14	14	8	57.1	1	4	3	75.0	
	500257076	5213225	SABELA SS	4	12	277	196	70.8	31	108	81	75.0	44	319	240	75.2	
	500260147	5213227	SEKUSILE SS	4	18	100	64	64.0	30	87	61	70.1	13	118	82	69.5	
	500260628	5213126	SESIYABONGA H	3	57	120	78	65.0	72	71	37	52.1	90	109	73	67.0	
	500253117	5213127	SINQOBILE COMBINED	1	8	7	6	85.7	11	4	1	25.0	4	3	2	66.7	
	500267917	5213128	SIPHUTHANDO PUBLIC COMBINED	3	8	30	11	36.7	7	10	8	80.0	16	10	10	100.0	
	500269841	5213228	SIYALUNGELWA S	2	21	43	32	74.4	20	28	21	75.0	14	31	30	96.8	
	500269915	5213229	SIYAMUKELA H	4	14	127	117	92.1	16	155	147	94.8	0	218	215	98.6	
	500271136	5213230	SIZANANI SS	3	1	55	43	78.2	27	46	38	82.6	44	41	39	95.1	
	500271395	5213129	SIZIMELE H	2	12	68	38	55.9	56	17	13	76.5	55	38	32	84.2	
	500271765	5213237	SIZWE SECONDARY	3									0	15	13	86.7	
	500105598	5213231	ST LEWIS BERTRANDS S	3	35	210	188	89.5	63	201	183	91.0	37	176	171	97.2	
	500276538	5213232	ST OSWALDS S	5	3	173	131	75.7	4	190	125	65.8	12	109	75	68.8	
	500280793	5213130	THATHUNYAWO S	2	22	139	87	62.6	79	112	69	61.6	36	95	78	82.1	
	500281383	5213131	THEMBALENTSHA H	3	113	91	62	68.1	69	198	118	59.6	28	340	201	59.1	
	500283346	5213132	THUBELIHLE H	3	83	157	109	69.4	18	166	90	54.2	24	142	116	81.7	
	500401413	5213233	UMZILIKAZI S	2	11	25	25	100.0	21	59	58	98.3	21	64	64	100.0	
	500290561	5213234	UTRECHT H	4	0	18	18	100.0	2	23	20	87.0	3	9	8	88.9	
	500297813	5213133	XOLANI H	3	33	70	60	85.7	32	51	47	92.2	28	94	82	87.2	
	500318126	5213235	ZAMA S	2	13	181	178	98.3	10	222	211	95.0	20	185	181	97.8	
	500299626	5213134	ZIBAMBELENI S	3	32	36	18	50.0	29	16	14	87.5	23	36	24	66.7	
	500300588	5213236	ZIPHAKAMISENI H	4	23	262	196	74.8	42	230	197	85.7	65	237	217	91.6	
	HARRY GWALA	500493654	5313331	AMAKHUZE HIGH SCHOOL	3	4	57	34	59.6	2	29	22	75.9	0	39	35	89.7
		500102934	5313101	AMAZABEKO H	2	39	55	45	81.8	53	41	23	56.1	34	55	33	60.0
		500106227	5313301	BATLOKOA S	3	3	23	13	56.5	6	26	15	57.7	2	32	18	56.3
500113923		5313102	BUTHATHUBUNYE H	2	14	68	52	76.5	30	58	50	86.2	19	61	51	83.6	
500114478		5313201	CARL MALCOMESS H	3	1	358	213	59.5	1	260	195	75.0	50	178	157	88.2	
500115662		5313302	CENTOCOW H	2	13	75	38	50.7	6	42	25	59.5	11	44	37	84.1	
500424094		5313401	CLYDESDALE SS	2	56	188	142	75.5	38	201	157	78.1	33	223	174	78.0	
500424316		5313423	DIEPKLOOF COMBINED	2	0	32	29	90.6	2	72	35	48.6	4	47	33	70.2	
500121397		5313303	DINGEKA H	3	0	116	83	71.6	18	123	102	82.9	10	121	95	78.5	
500322899		5313125	DINGIZWE JS	1	6	22	14	63.6	7	14	10	71.4	5	13	13	100.0	
500308136		5313304	DLANGANI H	2	20	39	37	94.9	35	39	35	89.7	28	48	41	85.4	
500424205		5313402	DRC SS	3	34	150	103	68.7	22	128	102	79.7	41	140	107	76.4	
500424464		5313422	DULATI COMBINED	2	5	75	49	65.3	15	59	35	59.3	15	80	65	81.3	
500124024		5313305	DUMABEZWWE H	3	28	90	34	37.8	39	75	29	38.7	14	72	30	41.7	
500424501		5313403	DUMAKUDE SS	1	2	11	5	45.5	8	12	7	58.3	8	11	5	45.5	

KWAZULU NATAL

District Name	EMIS No	Centre No	Centre Name	Quintile	2017				2018				2019			
					No Progressed	Wrote	Achieved	% Achieved	No Progressed	Wrote	Achieved	% Achieved	No Progressed	Wrote	Achieved	% Achieved
HARRY GWALA	500424834	5313404	EMAUS SS	2	25	37	29	78.4	25	35	27	77.1	10	64	43	67.2
	500442557	5313421	EMTSHIBENI S	3	14	29	21	72.4	22	34	32	94.1	21	42	37	88.1
	500425056	5313405	ENGWAQA SS	2	10	75	56	74.7	44	41	29	70.7	51	54	45	83.3
	500137048	5313306	ENHLANHLENI COMBINED	3	27	44	34	77.3	13	24	14	58.3	13	19	7	36.8
	500425130	5313406	ENTSIKENI SS	2	11	80	80	100.0	15	62	62	100.0	13	61	61	100.0
	500144263	5313307	FAITH-WAY CHRISTIAN	9	0	14	14	100.0	0	10	10	100.0	1	9	9	100.0
	500319532	5313202	FRANKLIN S	3	29	74	48	64.9	22	85	59	69.4	26	99	73	73.7
	500322085	5313330	GINYANE H	2	5	59	41	69.5	17	51	18	35.3	37	56	30	53.6
	500425389	5313407	GINYIQHINGA COMPREHENSIVE H	2	0	59	49	83.1	42	58	50	86.2	22	88	66	75.0
	500148999	5313208	GLEN EDWARD SS	3	4	37	17	45.9	8	41	21	51.2	27	43	33	76.7
	500157250	5313103	HLOKOZI H	1	13	73	48	65.8	10	82	68	82.9	32	106	67	63.2
	500425759	5313408	IBISI SS	2	56	257	138	53.7	78	142	113	79.6	62	189	128	67.7
	500161209	5313104	IMPIYAMANDLA JS	2	18	61	49	80.3	15	50	45	90.0	15	45	40	88.9
	500161357	5313105	IMPUNGA S	2	16	158	110	69.6	66	112	65	58.0	44	115	88	76.5
	500447885	5313409	INDAWANA SS	1	0	70	44	62.9	37	33	28	84.8	23	32	30	93.8
	500170163	5313106	IXOPO H	4	0	118	107	90.7	1	109	92	84.4	5	101	91	90.1
	500425907	5313410	JOZANA SS	2	32	65	52	80.0	68	97	63	64.9	19	82	69	84.1
	500176897	5313203	KOKSTAD COLLEGE	5	0	83	83	100.0	3	87	85	97.7	1	104	100	96.2
	500426055	5313424	KROMHOEK COMBINED	1	2	24	14	58.3	2	17	10	58.8	4	47	41	87.2
	500181966	5313308	KWAMVIMBELA S	2	5	23	9	39.1	3	10	6	60.0	3	8	7	87.5
	500183779	5313107	KWATHATHANI H	2	0	54	27	50.0	34	33	15	45.5	24	65	34	52.3
	500426166	5313411	LADAM SS	1	0	60	50	83.3	6	57	47	82.5	41	38	32	84.2
	500337847	5313309	LESHMAN S	2	34	43	9	20.9	20	51	10	19.6	0	16	10	62.5
	500187183	5313108	LITTLE FLOWER S	2	1	136	128	94.1	10	129	127	98.4	3	129	127	98.4
	500426277	5313412	LOURDES H	1	3	22	15	68.2	2	28	13	46.4	2	24	15	62.5
	500188959	5313109	LUSIBALUKHULU H	1	43	92	45	48.9	23	78	48	61.5	23	93	64	68.8
	500189033	5313110	LUSWAZI S	1	15	19	12	63.2	14	24	18	75.0	15	23	12	52.2
	500426388	5313413	MABANDLA SS	1	22	39	23	59.0	8	24	20	83.3	7	27	24	88.9
	500193288	5313311	MAHLAHLA S	1	10	31	16	51.6	19	34	27	79.4	15	14	13	92.9
	500195952	5313312	MANDADLA H	2	3	13	13	100.0	9	10	8	80.0	19	13	11	84.6
	500196470	5313313	MANDLEZIZWE S	2	2	35	30	85.7	17	33	32	97.0	24	51	49	96.1
	500199615	5313111	MARIATHAL COMBINED	2	26	124	96	77.4	9	94	67	71.3	16	126	99	78.6
	500308210	5313112	MASAMENI S	2	8	41	35	85.4	33	35	33	94.3	24	34	24	70.6
	500308247	5313113	MAVANGANA S	2	9	27	7	25.9	6	13	7	53.8	5	26	23	88.5
	500206090	5313314	MDINGI H	2	3	50	43	86.0	14	28	25	89.3	6	22	21	95.5
	500426721	5313425	MFULAMHLE COMBINED	2	3	111	61	55.0	0	132	47	35.6	0	119	74	62.2
	500215340	5313204	MOUNT CURRIE S	4	22	160	82	51.2	27	91	78	85.7	1	117	74	63.2
	500337810	5313315	MQULELA JS	2	5	10	9	90.0	7	6	6	100.0	5	3	3	100.0
	500426943	5313414	MSUDUKENI SS	2	0	146	95	65.1	9	116	69	59.5	28	135	80	59.3
	500427054	5313415	MTHWANE SS	2	0	28	19	67.9	26	62	33	53.2	36	48	32	66.7
500223813	5313114	NCOMANI H	2	56	84	57	67.9	5	54	40	74.1	30	83	68	81.9	
500224035	5313316	NDABAKAZIBUZWA S	1	6	15	14	93.3	10	22	20	90.9	15	20	18	90.0	
500224405	5313317	NDABISEKHAYA H	2	1	13	7	53.8	0	7	4	57.1	2	8	8	100.0	
500224738	5313115	NDELA S	2	7	60	28	46.7	20	33	25	75.8	14	42	29	69.0	
500228512	5313318	NGONYAMA H	2	1	18	18	100.0	0	24	20	83.3	17	31	19	61.3	

KWAZULU NATAL

District Name	EMIS No	Centre No	Centre Name	Quintile	2017				2018				2019				
					No Progressed	Wrote	Achieved	% Achieved	No Progressed	Wrote	Achieved	% Achieved	No Progressed	Wrote	Achieved	% Achieved	
HARRY GWALA	500493395	5313128	NKOMOSE SECONDARY SCHOOL	2	0	25	2	8.0	5	9	8	88.9	1	7	7	100.0	
	500234247	5313116	NOKWEJA S	2	0	82	43	52.4	28	21	19	90.5	26	31	29	93.5	
	500427461	5313416	NOMPUMELELO SS	1	8	56	38	67.9	24	53	35	66.0	16	62	43	69.4	
	500235727	5313117	NONKWENKWANA S	2	2	23	11	47.8	15	19	10	52.6	12	14	12	85.7	
	500308432	5313118	NTABANE H	2	13	67	23	34.3	20	46	36	78.3	18	42	32	76.2	
	500239057	5313319	NTABENDE S	2	10	66	44	66.7	11	28	18	64.3	17	24	14	58.3	
	500241055	5313320	NTWASAHLOBO S	2	5	8	7	87.5	0	8	6	75.0	8	18	13	72.2	
	500249380	5313328	PHOLELA PUBLIC H	3	12	105	70	66.7	36	93	80	86.0	9	117	100	85.5	
	500254301	5313321	QULASHE COMBINED	1	4	14	11	78.6	3	21	9	42.9	0	14	9	64.3	
	500308284	5313329	RALPH HARDINGHAM S	1	22	37	20	54.1	43	36	25	69.4	25	64	48	75.0	
	500308321	5313322	RAMAROBI S	1					0	26	11	42.3	0	13	3	23.1	
	500427868	5313417	RIETVLEI SS	3	53	127	120	94.5	44	188	145	77.1	72	150	131	87.3	
	500448588	5313211	SHAYAMOYA AREA S	3	15	183	161	88.0	72	216	198	91.7	61	316	270	85.4	
	500323010	5313119	SINEVUSO S	2	19	76	30	39.5	20	56	34	60.7	21	47	37	78.7	
	500427942	5313418	SINGISI COMP H	2	18	45	15	33.3	10	32	21	65.6	3	37	22	59.5	
	500268065	5313323	SIQHOZA S	1	7	19	14	73.7	39	17	15	88.2	8	17	15	88.2	
	500271469	5313120	SIZISIZWE S	1	4	69	49	71.0	20	53	32	60.4	12	49	37	75.5	
	500271950	5313324	SKOFILL S	1	20	19	8	42.1	29	31	28	90.3	32	26	19	73.1	
	500273874	5313325	SONYONGWANA H	2	24	81	73	90.1	50	104	71	68.3	13	65	62	95.4	
	428238	5313426	ST MICHAELS	1	1	16	4	25.0	2	20	8	40.0	4	21	17	81.0	
	500281237	5313121	THELAMUVA H	2	9	46	31	67.4	5	17	17	100.0	31	26	21	80.8	
	500281866	5313205	THIBANE COMBINED	1	0	6	3	50.0	3	8	3	37.5	7	8	5	62.5	
	500286676	5313123	UKUTHULA S	2	14	65	19	29.2	19	43	11	25.6	18	48	31	64.6	
	500496836	5313427	VUMANI SECONDARY	1					0	19	18	94.7	0	24	24	100.0	
	500294964	5313127	WEBBSTOWN	2	15	32	13	40.6	11	30	15	50.0	18	34	24	70.6	
	500429385	5313419	ZAMOKUHLE SS	1	0	62	35	56.5	9	57	37	64.9	8	59	50	84.7	
	500299367	5313327	ZASHUKE H	1	9	32	24	75.0	6	21	16	76.2	2	12	12	100.0	
	500429644	5313420	ZWELINZIMA SS	2	54	143	106	74.1	68	92	58	63.0	22	126	95	75.4	
	ILEMBE	500101195	5413301	AM MOOLA S	1	10	33	10	30.3	3	30	11	36.7	11	20	4	20.0
		500102416	5413201	AMAPHUPHESIZWE S	1	8	72	52	72.2	35	61	50	82.0	19	77	68	88.3
		500102675	5413101	AMATIGULU H	3	0	62	15	24.2	35	36	13	36.1	17	30	12	40.0
		500320494	5413102	BANGUNI SS	3	5	68	61	89.7	10	60	49	81.7	14	68	50	73.5
500335294		5413302	CHIEF NGONYAMA S	2	10	58	30	51.7	2	21	8	38.1	6	23	20	87.0	
500120028		5413103	DARNALL S	4	13	47	39	83.0	5	50	34	68.0	0	45	31	68.9	
500334961		5413345	DUMANE COMMERCIAL H	1	6	19	8	42.1	7	16	10	62.5	4	8	5	62.5	
500141303		5413202	ESIQHOQHWENI JS	1	2	16	10	62.5	5	14	1	7.1	8	11	4	36.4	
500143745		5413203	EZITHABENI S	1	20	65	61	93.8	17	59	49	83.1	11	42	40	95.2	
500147556		5413303	GCINIMFUNDO S	1	21	36	13	36.1	22	23	13	56.5	20	17	12	70.6	
500323602		5413305	GIJIMANI S	1	17	26	12	46.2	5	13	10	76.9	13	14	14	100.0	
500149591		5413104	GLENHILLS S	4	6	121	90	74.4	19	130	96	73.8	15	97	80	82.5	
500152218		5413105	GROUTVILLE H	3	27	182	167	91.8	141	191	175	91.6	49	263	229	87.1	
500443630		5413347	GUZANA S	3	24	91	33	36.3	20	45	29	64.4	30	63	45	71.4	
500156251		5413204	HLANGABEZA H	1	38	34	19	55.9	17	32	21	65.6	23	29	19	65.5	
500157435		5413306	HLONIPHANI S	2	7	53	25	47.2	14	27	22	81.5	14	25	24	96.0	
500157472		5413205	HLONONO S	1	8	31	6	19.4	15	23	6	26.1	23	15	7	46.7	

KWAZULU NATAL

District Name	EMIS No	Centre No	Centre Name	Quintile	2017				2018				2019			
					No Progressed	Wrote	Achieved	% Achieved	No Progressed	Wrote	Achieved	% Achieved	No Progressed	Wrote	Achieved	% Achieved
ILEMBE	500158989	5413138	HULETT COMBINED	0	1	16	14	87.5	1	17	10	58.8	10	19	7	36.8
	500159951	5413206	IKHUSANA COMBINED	1	10	28	22	78.6	10	13	11	84.6	5	24	12	50.0
	500320605	5413106	IMBUYISELO S	3	18	35	23	65.7	30	32	20	62.5	33	38	27	71.1
	500161283	5413107	IMPOQABULUNGU S	3	41	165	125	75.8	41	144	114	79.2	31	114	99	86.8
	500162837	5413307	INDUKWENTSHA S	1	9	17	10	58.8	12	16	10	62.5	10	10	3	30.0
	500163318	5413108	INGOBAMAKHOSI S	2	4	53	23	43.4	7	46	18	39.1	17	40	22	55.0
	500164206	5413207	INHLOKOZI H	1	8	9	9	100.0	4	10	10	100.0	13	10	10	100.0
	500323935	5413208	INKONJANE S	2	14	12	3	25.0	4	15	2	13.3	4	11	1	9.1
	500443149	5413139	INKOSI ALBERT LUTHULI S	3	24	6	4	66.7	3	45	20	44.4	23	29	19	65.5
	500167425	5413209	ISIBANISEZWE S	1	35	21	20	95.2	27	48	39	81.3	30	27	24	88.9
	500167758	5413308	ISIFISOSETHU SS	1	25	13	9	69.2	2	23	4	17.4	5	13	8	61.5
	500168387	5413109	ISINYABUSI H	3	10	171	64	37.4	22	133	85	63.9	76	111	100	90.1
	500171606	5413210	JONASE H	1	8	23	11	47.8	7	17	16	94.1	7	20	12	60.0
	500173604	5413309	KHANYISA S	2	13	17	10	58.8	13	16	12	75.0	26	15	14	93.3
	500174233	5413310	KHETHIMFUNDO S	2	0	24	22	91.7	17	12	11	91.7	13	35	23	65.7
	500177452	5413211	KRANSKOP H	2	2	104	89	85.6	22	137	101	73.7	15	127	113	89.0
	500443704	5413346	KWANGOZA S	1	6	26	7	26.9	6	20	8	40.0	5	16	12	75.0
	500183964	5413110	KWAVUSUMUZI H	3	24	169	96	56.8	9	212	112	52.8	35	175	106	60.6
	500185037	5413140	LAMBOTHI HIGH SCHOOL	2	0	116	55	47.4	9	84	34	40.5	9	49	46	93.9
	500320568	5413111	LETHITEMBA S	2	11	13	7	53.8	3	8	6	75.0	5	11	6	54.5
	500186258	5413212	LETHUXOLO S	1	16	11	8	72.7	14	17	16	94.1	16	21	21	100.0
	500186443	5413311	LIHLITEMBA S	3	35	137	86	62.8	116	96	47	49.0	170	87	78	89.7
	500188589	5413312	LUKHASA S	2	4	46	26	56.5	16	32	22	68.8	33	18	18	100.0
	500189884	5413313	MABAYANA S	2	3	54	11	20.4	11	54	10	18.5	3	22	17	77.3
	500190476	5413213	MACAPHUNA S	1	2	8	4	50.0	4	12	5	41.7	2	6	1	16.7
	500319680	5413112	MADLANGA JS	2	0	37	12	32.4	21	19	11	57.9	11	14	14	100.0
	500192659	5413314	MAGUDWINI JS	1	25	35	3	8.6	39	9	3	33.3	9	7	6	85.7
	500193584	5413315	MAHLUBE S	2	15	15	13	86.7	13	15	12	80.0	11	10	9	90.0
	500335257	5413316	MANABA S	1	0	13	5	38.5	2	17	12	70.6	2	3	3	100.0
	500196063	5413113	MANDINI ACADEMY	5	0	46	42	91.3	0	44	43	97.7	0	38	38	100.0
	500324009	5413214	MANGCENGEZA JS	1	13	19	13	68.4	16	12	11	91.7	8	11	10	90.9
	500302808	5413317	MANZINI S	1	1	9	2	22.2	2	6	1	16.7	1	8	1	12.5
	500200503	5413318	MASHIYAMAHLA S	2	14	231	207	89.6	2	257	198	77.0	13	268	193	72.0
	500201095	5413215	MASIWELA COMBINED	2	6	23	1	4.3	21	14	7	50.0	4	7	5	71.4
	500201872	5413114	MATHUBESIZWE H	3	12	117	87	74.4	27	116	84	72.4	22	153	145	94.8
	500204351	5413216	MBHEKAPHANSI H	1	10	88	32	36.4	25	41	39	95.1	34	26	26	100.0
	500205350	5413115	MBUYISELO H	3	17	57	34	59.6	11	4	4	100.0	19	18	13	72.2
	500207163	5413217	MEHLOMLUNGU JS	1	5	80	72	90.0	14	82	76	92.7	16	90	80	88.9
	500207644	5413218	MENYEZWAYO S	1	7	22	18	81.8	17	6	5	83.3	4	24	23	95.8
	500209087	5413116	MGANDENI H	2	20	50	32	64.0	34	36	18	50.0	29	31	25	80.6
500323824	5413219	MQUNGBE S	2	15	23	13	56.5	17	18	17	94.4	11	17	15	88.2	
500218411	5413319	MSHIYANE H	1	6	6	1	16.7	25	17	1	5.9	6	14	5	35.7	
500219077	5413117	MTHENGENI H	3	0	100	77	77.0	18	90	80	88.9	45	117	107	91.5	
500222222	5413320	MZINGEZWI S	1	0	56	31	55.4	0	68	31	45.6	17	45	42	93.3	
500323787	5413220	MZOBANZI JS	3	4	29	19	65.5	14	11	8	72.7	10	10	5	50.0	
500225589	5413118	NDONDAKUSUKA SS	3	18	42	20	47.6	45	35	22	62.9	36	31	18	58.1	

KWAZULU NATAL

District Name	EMIS No	Centre No	Centre Name	Quintile	2017				2018				2019			
					No Progressed	Wrote	Achieved	% Achieved	No Progressed	Wrote	Achieved	% Achieved	No Progressed	Wrote	Achieved	% Achieved
ILEMBE	500326599	5413221	NDUKENDE S	1	8	43	17	39.5	16	15	15	100.0	14	9	9	100.0
	500227698	5413222	NGCOLOSI S	2	7	38	11	28.9	2	46	19	41.3	9	18	16	88.9
	500227661	5413321	NGCONGANGCONGA H	1	20	29	8	27.6	24	33	21	63.6	28	29	18	62.1
	500228845	5413223	NGQOKWANE H	1	4	19	15	78.9	7	33	21	63.6	5	17	16	94.1
	500228993	5413322	NGUNGWINI S	1	12	43	32	74.4	22	31	17	54.8	31	22	20	90.9
	500231250	5413323	NJUBANJUBA S	2	0	40	23	57.5	8	48	37	77.1	11	40	34	85.0
	500233359	5413119	NKWENKWEZI S	3	43	79	29	36.7	27	92	59	64.1	18	79	75	94.9
	500234839	5413324	NOMBIKA S	3	20	140	86	61.4	55	77	48	62.3	33	90	85	94.4
	500235653	5413120	NONHLEVU S	3	0	210	163	77.6	105	188	172	91.5	118	239	227	95.0
	500237244	5413325	NQAKATHELA S	2	20	49	38	77.6	23	38	31	81.6	19	37	33	89.2
	500239094	5413326	NTABINAMAFUTHA S	2	11	15	7	46.7	8	20	13	65.0	11	11	11	100.0
	500245347	5413328	OUR LADY OF THE ROSARY S	2	5	83	71	85.5	2	74	70	94.6	3	82	73	89.0
	500335442	5413225	PHAKATHWAYO JS	1	38	41	11	26.8	35	34	24	70.6	25	27	10	37.0
	500248492	5413226	PHEZUKOMKHONO H	1	35	47	33	70.2	17	43	36	83.7	20	45	44	97.8
	500302882	5413329	PHUZULWAZI S	1	8	21	12	57.1	7	18	13	72.2	5	7	6	85.7
	500252081	5413330	QALAKAHLE H	2	11	72	41	56.9	67	55	50	90.9	4	118	93	78.8
	500253450	5413331	QINISANI H	2	4	135	91	67.4	34	167	125	74.9	26	205	143	69.8
	500253931	5413121	QOQULWAZI S	2	4	51	22	43.1	9	31	15	48.4	5	36	26	72.2
	500254375	5413227	QWABE S	1	20	74	19	25.7	38	73	31	42.5	8	39	20	51.3
	500100011	5413228	SABUYAZE H	1	39	60	34	56.7	22	71	45	63.4	35	66	54	81.8
	500257594	5413229	SAKHISIZWE H	1	15	35	30	85.7	23	39	29	74.4	8	58	55	94.8
	500261220	5413122	SHAKASKRAAL S	4	5	90	72	80.0	7	69	60	87.0	3	70	66	94.3
	500261701	5413123	SHEKEMBULA H	3	0	111	50	45.0	0	47	32	68.1	0	25	22	88.0
	500339919	5413332	SIBONGINHLANHLA S	1	7	9	3	33.3	9	1	0	0.0	7	1	1	100.0
	500302475	5413230	SIKHONJWA SS	1	2	36	10	27.8	4	12	5	41.7	4	8	7	87.5
	500265216	5413124	SIKHUTHELE H	2	7	35	24	68.6	40	19	14	73.7	5	23	20	87.0
	500266178	5413333	SIMUNYE S	2	23	17	8	47.1	5	15	12	80.0	9	21	18	85.7
	500323639	5413231	SINENHLANHLA S	1	8	59	56	94.9	58	71	40	56.3	6	99	49	49.5
	500267584	5413125	SIPHIWE S	1	0	25	15	60.0	6	11	9	81.8	8	9	4	44.4
	500267547	5413232	SIPINHLANHLA H	1	16	12	7	58.3	6	11	7	63.6	6	5	5	100.0
	500268213	5413334	SISEBENZILE S	3	56	68	59	86.8	0	76	70	92.1	0	75	64	85.3
	500270174	5413335	SIYAPHUMULA S	2	6	51	27	52.9	15	41	22	53.7	8	36	28	77.8
	500271062	5413336	SIZAMISENI S	1	2	16	2	12.5	0	6	3	50.0	4	5	3	60.0
	500273356	5413126	SOMSHOKO S	3	0	42	8	19.0	4	56	9	16.1	3	30	20	66.7
	500274059	5413337	SOTOBHE H	2	0	28	12	42.9	19	29	15	51.7	32	9	8	88.9
	500277167	5413127	STANGER H	4	3	88	72	81.8	8	82	71	86.6	11	108	94	87.0
	500277315	5413129	STANGER MANOR S	5	3	213	166	77.9	12	210	185	88.1	0	196	170	86.7
	500277204	5413128	STANGER ML SULTAN S	4	37	129	79	61.2	59	147	108	73.5	21	158	99	62.7
	500277500	5413130	STANGER S	4	26	127	95	74.8	22	111	80	72.1	16	149	107	71.8
	500277537	5413131	STANGER SOUTH S	4	23	96	84	87.5	9	49	46	93.9	15	80	75	93.8
500312391	5413233	THANDAYIPHI JS	1	0	10	0	0.0	0	14	3	21.4	3	4	4	100.0	
500240389	5413234	THEO HLALANATHI S	1	20	20	9	45.0	18	23	8	34.8	15	12	9	75.0	
500283383	5413137	THUKELA S	3	27	95	68	71.6	53	59	45	76.3	39	54	49	90.7	
500284900	5413132	TSHANA H	3	13	55	35	63.6	22	72	38	52.8	57	20	15	75.0	
500285159	5413133	TSHELENKOSI S	4	44	86	68	79.1	38	91	68	74.7	41	72	60	83.3	

KWAZULU NATAL

District Name	EMIS No	Centre No	Centre Name	Quintile	2017				2018				2019			
					No Progressed	Wrote	Achieved	% Achieved	No Progressed	Wrote	Achieved	% Achieved	No Progressed	Wrote	Achieved	% Achieved
ILEMBE	500285344	5413235	TSHUTSHUTSHU S	1	5	80	64	80.0	22	52	51	98.1	37	66	66	100.0
	500285492	5413134	TUGELA S	3	4	126	118	93.7	17	133	125	94.0	45	109	106	97.2
	500285899	5413338	UBUHLEBESIZWE JS	1	26	86	48	55.8	31	75	39	52.0	25	67	52	77.6
	500286121	5413135	UDUMO H	3	15	84	67	79.8	41	91	84	92.3	27	83	73	88.0
	500302734	5413237	UKUKHANYAKWEZWE JS	1	18	45	35	77.8	4	23	22	95.7	5	41	32	78.0
	500335516	5413339	UKUZAMAKWETHU S	2	5	18	5	27.8	4	16	6	37.5	3	14	7	50.0
	500289821	5413238	UMZWANGEDWA H	1	5	25	10	40.0	7	7	6	85.7	0	18	2	11.1
	500290746	5413340	UYIKHULU S	1	0	24	8	33.3	5	17	4	23.5	3	11	10	90.9
	500291301	5413239	VELANGEZWI H	1	7	77	31	40.3	41	43	25	58.1	37	70	48	68.6
	500293188	5413240	VUKILE H	2	5	211	193	91.5	18	180	161	89.4	10	188	165	87.8
	500297332	5413342	WOSIYANE S	1	6	15	4	26.7	7	8	4	50.0	6	5	5	100.0
	500320642	5413136	ZAKARIYYA MUSLIM	9	0	29	26	89.7	0	29	28	96.6	0	38	38	100.0
	500299589	5413241	ZEPHANIA S	2	4	53	48	90.6	32	53	50	94.3	40	57	57	100.0
	KING CETSHWAYO	500101306	5113238	AMABUYE S	2	35	38	27	71.1	31	53	31	58.5	46	28	21
500102120		5113401	AMANGWE H	3	22	30	24	80.0	42	43	38	88.4	23	18	15	83.3
500102453		5113301	AMAPHUTHU H	1	0	42	25	59.5	5	37	9	24.3	10	16	4	25.0
500308876		5113302	AMAZONDI JS	1	0	40	20	50.0	7	40	28	70.0	21	28	21	75.0
500319902		5113402	AQUADENE S	5	7	126	103	81.7	14	133	103	77.4	8	110	95	86.4
500104747		5113101	BAGIBILE H	2	16	41	38	92.7	20	50	48	96.0	9	32	31	96.9
500104969		5113403	BALONDO H	3	9	47	39	83.0	17	30	22	73.3	17	52	43	82.7
500338772		5113103	BHAMU H	2	17	5	4	80.0	6	24	14	58.3	26	7	7	100.0
500108521		5113104	BHEKESHOWE H	2	14	67	40	59.7	22	39	31	79.5	21	41	31	75.6
500108595		5113405	BHEKIKUSASA H	2	0	66	61	92.4	23	80	67	83.8	8	112	93	83.0
500306582		5113406	BHEKUKWAZI S	2	3	39	32	82.1	15	29	13	44.8	10	28	20	71.4
500109557		5113303	BHILIBANA JS	1	0	28	11	39.3	12	27	10	37.0	6	17	12	70.6
500109964		5113304	BHUQWINI H	1	10	38	37	97.4	7	82	78	95.1	28	65	62	95.4
500492988		5113477	BIRDSVIEW ACADEMY	9	0	23	22	95.7	0	16	16	100.0	0	15	15	100.0
500448514		5113478	BIRDSWOOD S	4	0	66	61	92.4	11	61	51	83.6	12	55	50	90.9
500110371		5113305	BIZIMALI H	1	21	461	406	88.1	9	526	448	85.2	0	547	457	83.5
500115033		5113407	CEBISA H	2	10	27	19	70.4	19	44	21	47.7	16	25	21	84.0
500121952		5113201	DLAMVUZO SS	5	83	141	100	70.9	54	72	59	81.9	101	64	51	79.7
500121989		5113202	DLANGEZWA H	4	8	175	137	78.3	2	161	118	73.3	0	178	133	74.7
500122026		5113408	DLEMUDLEMU S	2	0	69	63	91.3	13	76	73	96.1	22	68	68	100.0
500324897		5113144	DLOZILESIZWE COMBINED SCHOOL	1	0	12	6	50.0	6	19	6	31.6	3	23	5	21.7
500122655		5113409	DONDOTHA H	3	13	31	20	64.5	10	25	8	32.0	4	27	22	81.5
500123099		5113410	DOVER COMBINED	3	20	46	43	93.5	16	40	38	95.0	31	63	53	84.1
500256965		5113306	DR SJ BALOYI	2	14	190	92	48.4	16	105	57	54.3	24	92	92	100.0
500124172		5113411	DUMANIKAHLE H	2	1	106	73	68.9	0	120	91	75.8	23	87	80	92.0
500128834		5113412	EKUPHELENI S	3	27	151	137	90.7	8	142	111	78.2	29	140	118	84.3
500129648		5113413	ELANGENI S	1	10	63	48	76.2	16	62	33	53.2	20	33	26	78.8
500319310		5113414	EMKHAYIDENI TECHNICAL H	3	41	113	77	68.1	67	104	77	74.0	70	113	83	73.5
500133681		5113415	EMONDINI H	3	0	153	43	28.1	25	115	46	40.0	31	85	65	76.5
500133755		5113203	EMOYENI H	3	9	43	23	53.5	29	12	11	91.7	10	23	15	65.2
500133866		5113416	EMPANGENI H	5	9	195	176	90.3	2	214	208	97.2	0	223	216	96.9
500135050		5113308	EMTHUNGWENI H	1	2	51	4	7.8	14	43	10	23.3	0	30	13	43.3

KWAZULU NATAL

District Name	EMIS No	Centre No	Centre Name	Quintile	2017				2018				2019			
					No Progressed	Wrote	Achieved	% Achieved	No Progressed	Wrote	Achieved	% Achieved	No Progressed	Wrote	Achieved	% Achieved
KING CETSHWAYO	500135679	5113417	ENCUTSHINI H	2									2	14	8	57.1
	500136974	5113418	ENHLANGWINI S	2	8	36	19	52.8	12	41	12	29.3	11	24	24	100.0
	500138343	5113419	ENTEMBENI H	2	9	50	23	46.0	7	54	22	40.7	15	21	13	61.9
	500139823	5113105	ESHOWE H	5	1	114	114	100.0	1	109	108	99.1	0	111	109	98.2
	500143005	5113204	EZAKHELENI H	1	38	81	74	91.4	58	97	86	88.7	56	74	71	95.9
	500143264	5113420	EZIQIZWENI H	1	16	39	33	84.6	7	45	28	62.2	9	46	37	80.4
	500143856	5113421	EZWENILETHU S	2	8	24	21	87.5	12	22	21	95.5	8	32	22	68.8
	500320235	5113106	GALA H	1	4	23	7	30.4	6	20	12	60.0	5	17	7	41.2
	500147223	5113107	GAWOZI S	3	35	116	76	65.5	55	68	36	52.9	41	68	60	88.2
	500306656	5113108	GCWALULWAZI H	4	2	119	94	79.0	0	183	149	81.4	68	192	167	87.0
	500148703	5113422	GIJIMANA SS	2	17	43	25	58.1	12	59	21	35.6	11	32	21	65.6
	500150442	5113309	GODIDE H	1	8	32	14	43.8	10	19	3	15.8	1	8	3	37.5
	500153729	5113310	GOLOZELA S	1	35	169	129	76.3	11	164	124	75.6	21	222	154	69.4
	500151367	5113109	GQOKINSIMBI JS	2	71	108	96	88.9	48	78	66	84.6	55	68	67	98.5
	500151404	5113423	GQOKUBUKHOSI S	1	10	19	9	47.4	6	11	3	27.3	7	22	13	59.1
	0	5113145	GRATTON COLLEGE	9									0	13	13	100.0
	500317867	5113110	GWEBUSHE JS	2	1	28	3	10.7	6	15	6	40.0	3	15	5	33.3
	500401820	5113476	GWEJOBOMVU JS	4	33	67	54	80.6	18	85	63	74.1	49	83	62	74.7
	500320420	5113111	HHASHI S	2	0	15	11	73.3	0	19	15	78.9	24	36	13	36.1
	500156029	5113205	HLAKANIPHANI S	3	25	46	33	71.7	38	35	30	85.7	20	55	31	56.4
	500156214	5113206	HLAMVANA S	5	17	103	73	70.9	11	114	90	78.9	20	86	71	82.6
	500157731	5113424	HLUMA S	3	6	124	77	62.1	13	125	97	77.6	29	80	78	97.5
	500159655	5113425	IHAWULETHU S	2	36	91	38	41.8	36	78	39	50.0	26	66	43	65.2
	500319384	5113239	IKHANDLELA JS	4	77	134	80	59.7	82	99	81	81.8	86	116	72	62.1
	500161098	5113112	IMPANDE H	2	25	48	35	72.9	18	55	45	81.8	22	51	50	98.0
	500161986	5113426	INCAPHAYI H	2	11	37	22	59.5	17	21	7	33.3	14	28	14	50.0
	500164317	5113207	INIWE S	3	0	51	25	49.0	0	39	18	46.2	0	39	36	92.3
	500319828	5113208	ISANDLWANA S	5	9	96	82	85.4	7	87	84	96.6	53	80	72	90.0
	500168054	5113209	ISIKHALASENKOSI JS	2	15	33	12	36.4	13	34	27	79.4	21	26	20	76.9
	500168424	5113427	ISIPHEPELO H	3	0	71	57	80.3	13	102	76	74.5	10	136	110	80.9
	500234728	5113428	ISULOMPHAKATHI S	2	16	33	17	51.5	14	28	24	85.7	4	27	22	81.5
	500169497	5113312	ITHALA H	1	6	78	63	80.8	26	75	55	73.3	5	72	50	69.4
	170311	5113482	IZIBUKO SEC SCHOOL	3	0	45	24	53.3	14	96	43	44.8	56	53	29	54.7
	500171458	5113429	JOHN ROSS COLLEGE	5	0	146	122	83.6	0	176	148	84.1	26	212	187	88.2
	500306841	5113430	KHANYISELISIZWE H	2	3	73	47	64.4	0	95	63	66.3	5	93	83	89.2
	500174714	5113431	KHOMBINDLELA H	4	42	228	187	82.0	65	193	182	94.3	30	241	211	87.6
	500174973	5113210	KHULA H	4	21	128	105	82.0	36	129	109	84.5	22	116	89	76.7
	500175898	5113313	KING CETSHWAYO S	1	0	44	7	15.9	0	22	4	18.2	0	20	14	70.0
	500178488	5113432	KWANXUSA H	3	0	105	99	94.3	26	160	90	56.3	0	149	128	85.9
	500185407	5113433	LANGALIBOMVU H	1	23	78	50	64.1	9	61	39	63.9	59	43	25	58.1
500186776	5113434	LINDINKOSI S	3	0	15	13	86.7	3	21	15	71.4	3	16	11	68.8	
500326782	5113435	LIZWI S	4	12	69	64	92.8	18	122	78	63.9	40	114	73	64.0	
500188885	5113314	LUSHABA S	1	1	143	132	92.3	4	121	99	81.8	8	68	64	94.1	
500191882	5113113	MAFUNDA S	1	5	63	36	57.1	39	33	15	45.5	73	27	16	59.3	
500341251	5113114	MAGEMFANE H	1	13	47	8	17.0	0	34	6	17.6	10	12	10	83.3	
500192548	5113315	MAGQAMA H	1	1	31	27	87.1	4	24	22	91.7	7	26	19	73.1	

KWAZULU NATAL

District Name	EMIS No	Centre No	Centre Name	Quintile	2017				2018				2019			
					No Progressed	Wrote	Achieved	% Achieved	No Progressed	Wrote	Achieved	% Achieved	No Progressed	Wrote	Achieved	% Achieved
KING CETSHWAYO	500306952	5113211	MAJIYA S	2	27	114	86	75.4	61	59	46	78.0	42	70	45	64.3
	500315573	5113115	MANDLOSUTHU S	2	0	6	4	66.7	8	6	3	50.0	0	5	1	20.0
	500197284	5113436	MANQAMU H	2	34	102	70	68.6	28	106	64	60.4	12	125	104	83.2
	500197617	5113116	MANXELE S	2	11	10	2	20.0	0	8	1	12.5	3	12	7	58.3
	500198172	5113437	MANZIMHLOPHE H	2	14	52	38	73.1	28	64	61	95.3	11	47	37	78.7
	500200059	5113438	MASAKHANE H	3	11	44	29	65.9	26	58	27	46.6	73	66	43	65.2
	500200207	5113212	MASHANANDANE S	1	2	61	30	49.2	25	83	55	66.3	23	101	75	74.3
	500200392	5113316	MASHINGA H	1	0	47	36	76.6	7	43	36	83.7	13	42	33	78.6
	500200725	5113317	MASHUSHU H	1	3	54	10	18.5	2	35	6	17.1	2	24	10	41.7
	500124283	5113213	MATAMZANA DUBE S	3	71	66	39	59.1	109	52	40	76.9	114	68	45	66.2
	500311688	5113117	MATHEKU S	3	22	63	38	60.3	48	60	32	53.3	28	91	80	87.9
	500201761	5113318	MATHOLAMNYAMA S	1	5	98	80	81.6	4	115	98	85.2	16	95	88	92.6
	500202575	5113118	MAVUMENGWANE H	1	1	87	56	64.4	28	81	70	86.4	55	110	95	86.4
	500342916	5113319	MBANGAYIYA JS	1	5	36	30	83.3	16	18	9	50.0	2	33	25	75.8
	500203944	5113320	MBATSHAZWA S	1	0	25	13	52.0	0	25	24	96.0	10	24	24	100.0
	500204536	5113321	MBIZWE H	2	1	20	15	75.0	3	10	5	50.0	0	20	13	65.0
	500205202	5113439	MBUSOWABATHETHWA SS	3	32	60	43	71.7	36	43	36	83.7	20	69	50	72.5
	500205387	5113214	MBUYISENI H	3	13	44	41	93.2	3	27	27	100.0	0	48	40	83.3
	500205498	5113215	MCABANGO H	3	0	60	31	51.7	30	16	16	100.0	27	14	12	85.7
	500208125	5113440	MEVAMHLOPHE H	3	31	74	71	95.9	98	92	89	96.7	99	50	50	100.0
	500320013	5113441	MFANISO S	3	12	20	14	70.0	6	31	18	58.1	3	40	27	67.5
	500209420	5113442	MGEZENI H	2	1	429	362	84.4	0	410	300	73.2	0	323	239	74.0
	500209531	5113119	MGITSHWA H	2	38	146	84	57.5	53	64	58	90.6	26	72	63	87.5
	500401894	5113216	MJABULISENI S	1	38	41	30	73.2	83	52	33	63.5	54	46	38	82.6
	500212084	5113443	MKHOMBISI H	2	0	43	43	100.0	14	44	40	90.9	19	27	26	96.3
	500212195	5113444	MKHONTO H	2	18	20	17	85.0	9	18	13	72.2	3	34	31	91.2
	500308913	5113322	MLOYISWA JS	2	5	64	49	76.6	13	54	36	66.7	17	45	36	80.0
	500307137	5113445	MNINGI H	2	5	268	268	100.0	75	266	246	92.5	38	302	285	94.4
	500213601	5113323	MNQANDI H	2	11	53	30	56.6	13	39	29	74.4	10	44	34	77.3
	500213934	5113324	MNYAKANYA H	2	21	41	24	58.5	35	45	33	73.3	20	48	35	72.9
	500216302	5113446	MPEPHOSE S	2	13	66	27	40.9	20	32	23	71.9	24	18	14	77.8
	500216339	5113325	MPHAHLENI S	2	1	15	7	46.7	6	18	5	27.8	5	23	9	39.1
	500304843	5113326	MPHATHESITHA JS	2	18	56	54	96.4	12	67	62	92.5	27	68	64	94.1
	500216524	5113327	MPHEMBA H	2	25	155	80	51.6	27	224	155	69.2	23	215	135	62.8
	500219225	5113328	MTHIYAQHWA S	2	11	119	81	68.1	28	104	86	82.7	20	104	93	89.4
	500219484	5113141	MTHONGA S	1									0	5	2	40.0
	500303437	5113447	MTHONJANENI H	3	15	61	34	55.7	19	46	31	67.4	25	54	46	85.2
	500220224	5113217	MTHUNZINI H	2	95	64	54	84.4	34	55	48	87.3	52	56	55	98.2
	500220594	5113480	MUNDI SECONDARY SCHOOL	2	1	10	5	50.0	3	18	18	100.0	9	8	8	100.0
	500213786	5113218	MUNTONOKUDLA S	3	32	60	43	71.7	30	29	18	62.1	32	61	28	45.9
	500221593	5113329	MVUTSHINI H	1	12	64	48	75.0	28	56	52	92.9	28	56	46	82.1
	500224923	5113219	NDESHENI H	3	14	77	45	58.4	41	36	34	94.4	45	52	42	80.8
500225182	5113448	NDLABEYILANDULA S	2	5	57	23	40.4	8	54	31	57.4	13	51	39	76.5	
500225441	5113121	NDLONGOLWANE H	1	8	38	25	65.8	10	35	27	77.1	17	27	23	85.2	
500225515	5113122	NDLUYESILO H	2	20	21	6	28.6	14	36	18	50.0	15	26	25	96.2	
500228475	5113330	NGONO S	1	3	392	212	54.1	41	475	279	58.7	46	442	288	65.2	

KWAZULU NATAL

District Name	EMIS No	Centre No	Centre Name	Quintile	2017				2018				2019			
					No Progressed	Wrote	Achieved	% Achieved	No Progressed	Wrote	Achieved	% Achieved	No Progressed	Wrote	Achieved	% Achieved
KING CETSWAYO	500229289	5113331	NGWEKAZI H	2	24	93	78	83.9	22	58	51	87.9	49	63	58	92.1
	500229400	5113220	NGWENYA S	3	2	26	14	53.8	20	13	9	69.2	20	9	5	55.6
	500230547	5113449	NHLOYANA S	2	6	53	17	32.1	2	28	24	85.7	5	22	21	95.5
	500231139	5113222	NJINGILI S	2	12	33	20	60.6	16	18	13	72.2	18	16	10	62.5
	500231583	5113333	NKANDLA S	2	2	41	21	51.2	10	34	23	67.6	9	30	27	90.0
	500231731	5113334	NKANYISO H	1	8	47	14	29.8	0	33	11	33.3	0	15	8	53.3
	500232767	5113450	NKOSITHANDILE S	2	10	160	142	88.8	20	183	145	79.2	38	154	139	90.3
	500319754	5113223	NOGABISELA H	2	23	37	28	75.7	13	29	28	96.6	25	24	24	100.0
	500234062	5113123	NOKHALELA H	1	34	24	11	45.8	25	39	12	30.8	14	36	24	66.7
	500311725	5113124	NOMAQONI JS	2	11	12	8	66.7	6	4	3	75.0	8	7	7	100.0
	500235172	5113125	NOMAYACA H	2	19	112	91	81.3	22	72	63	87.5	37	80	67	83.8
	500235505	5113335	NONGAMLANA H	1	18	55	24	43.6	17	29	28	96.6	21	38	33	86.8
	500235616	5113451	NONGWELEZA H	3	11	161	67	41.6	40	97	30	30.9	24	58	35	60.3
	500324749	5113126	NOQANDELA JS	1	25	13	4	30.8	18	10	3	30.0	6	13	10	76.9
	500309468	5113336	NQAMANA JS	1	0	15	1	6.7	4	8	2	25.0	0	13	4	30.8
	500237540	5113127	NQUMIZWE S	2	16	46	28	60.9	29	50	31	62.0	32	35	27	77.1
	500238872	5113128	NTABANTUZUMA H	2	42	103	81	78.6	19	86	76	88.4	36	110	100	90.9
	500240315	5113452	NTONGANDE H	3	45	98	74	75.5	69	62	51	82.3	58	125	53	42.4
	500242165	5113224	NZUZA S	2	0	46	28	60.9	26	26	23	88.5	43	38	13	34.2
	500242461	5113453	OBUKA SS	1	0	55	47	85.5	0	62	46	74.2	0	67	51	76.1
	500243608	5113454	OLD MILL H	5	53	175	129	73.7	20	174	114	65.5	31	167	129	77.2
	500243904	5113225	ONGOYE S	3	58	101	61	60.4	38	78	53	67.9	61	61	44	72.1
	500319458	5113129	PHANGIFA COM-TECH	2	4	29	18	62.1	0	8	8	100.0	3	9	6	66.7
	500248122	5113338	PHEMBELA S	1	4	10	7	70.0	10	12	11	91.7	6	9	8	88.9
	500248862	5113339	PHINDIZWE H	1	0	17	8	47.1	1	12	8	66.7	1	9	0	0.0
	500248936	5113130	PHINDULIMI H	2	0	51	31	60.8	11	69	35	50.7	34	49	43	87.8
	500249861	5113455	PHUMOSIZINI S	2	15	15	14	93.3	5	8	7	87.5	0	12	11	91.7
	500445961	5113142	PRINCESS LANGAZANA S	2	17	38	31	81.6	30	47	34	72.3	11	73	57	78.1
	500494616	5113242	QALAKABUSHA SECONDARY SCHOOL	3	0	14	6	42.9	6	10	6	60.0	1	7	7	100.0
	500252377	5113226	QANTAYI H	3	46	51	38	74.5	53	84	64	76.2	62	89	68	76.4
	500252636	5113227	QHAKAZA S	3	26	165	110	66.7	46	127	114	89.8	36	107	99	92.5
	500252673	5113456	QHAMUKA S	3	14	68	51	75.0	40	59	40	67.8	34	87	72	82.8
	500253598	5113457	QONDINDLELA S	2	7	13	6	46.2	3	8	1	12.5	1	10	2	20.0
	500255411	5113458	RICHARDS BAY S	5	0	139	74	53.2	2	129	69	53.5	5	105	76	72.4
	500255448	5113459	RICHARDSBAAI H	5	0	169	164	97.0	4	139	137	98.6	14	138	134	97.1
	500491434	5113479	RICHEM S	0	8	59	54	91.5	5	51	46	90.2	8	59	51	86.4
	500260295	5113341	SENZAKAHLE JS	2	8	10	5	50.0	12	12	10	83.3	18	6	5	83.3
	500309542	5113342	SENZELA JS	1	2	23	10	43.5	2	13	6	46.2	4	11	5	45.5
	500259185	5113460	SIBEKEZELE S	2	19	41	35	85.4	22	37	27	73.0	16	32	30	93.8
	500262774	5113343	SIBHAKABHAKA S	1	0	21	2	9.5	1	7	7	100.0	0	11	11	100.0
	500262811	5113228	SIBHAKUZA S	1	45	69	42	60.9	53	36	29	80.6	17	26	18	69.2
	500263440	5113461	SIBONOKUHLE H	3	28	85	71	83.5	0	93	75	80.6	19	107	88	82.2
500319865	5113229	SIHUBELA S	2	17	33	14	42.4	5	22	17	77.3	2	29	18	62.1	
500265068	5113240	SIKHULANGEMFUNDO JS	4	15	118	75	63.6	38	62	59	95.2	23	71	64	90.1	
500266844	5113462	SINQOBILE H	2	0	36	31	86.1	8	39	32	82.1	11	25	23	92.0	

KWAZULU NATAL

District Name	EMIS No	Centre No	Centre Name	Quintile	2017				2018				2019			
					No Progressed	Wrote	Achieved	% Achieved	No Progressed	Wrote	Achieved	% Achieved	No Progressed	Wrote	Achieved	% Achieved
KING CETSHWAYO	500342694	5113131	SIPHOSETHU H	2	16	39	35	89.7	18	33	29	87.9	16	35	34	97.1
	500267843	5113132	SIPHOSO S	2	25	44	33	75.0	23	58	35	60.3	40	52	43	82.7
	500499389	5113481	SIPHUMELELE SECONDARY SCHOOL	3	6	92	36	39.1	19	65	15	23.1	64	90	46	51.1
	500268657	5113463	SITHEKU H	2	33	14	8	57.1	18	22	13	59.1	12	40	17	42.5
	500269434	5113230	SIYABONGA S	2	5	14	6	42.9	5	18	15	83.3	2	22	11	50.0
	500307507	5113464	SIZAKAHLE JS	3	2	38	25	65.8	10	23	21	91.3	11	39	24	61.5
	500309505	5113344	SIZWESONKE JS	1	9	11	8	72.7	14	21	9	42.9	12	23	16	69.6
	500275243	5113465	ST CATHERINES H	9	0	11	11	100.0	0	12	12	100.0	0	12	12	100.0
	500278869	5113133	SUNNYDALE S	4	0	86	74	86.0	14	74	66	89.2	30	79	78	98.7
	500285418	5113241	THAMBOLINI JS	3	60	39	24	61.5	55	54	44	81.5	54	40	38	95.0
	500280682	5113466	THANDUYISE H	4	12	59	40	67.8	26	71	66	93.0	9	60	50	83.3
	500282791	5113467	THOLOKUHLE S	4	0	243	221	90.9	0	258	207	80.2	32	274	213	77.7
	500284049	5113231	TISAND TECHNICAL H	4	34	78	55	70.5	25	117	99	84.6	22	75	56	74.7
	500285122	5113468	TSHELANMANZI S	3	9	8	8	100.0	24	12	10	83.3	13	12	6	50.0
	500285603	5113134	UBAMBISWANO H	4	4	34	30	88.2	4	49	47	95.9	9	76	63	82.9
	286269	5113483	UGOME J S	3					0	10	7	70.0	0	6	2	33.3
	500287009	5113469	UMBIYA S	2	18	97	71	73.2	26	74	42	56.8	25	65	47	72.3
	500287157	5113232	UMDLAMFE S	4	32	115	100	87.0	54	110	81	73.6	57	119	102	85.7
	500401857	5113470	UMKHOSI H	2	9	17	12	70.6	8	25	13	52.0	21	23	19	82.6
	500307581	5113135	UMPHEZENI S	2	45	18	4	22.2	39	11	3	27.3	4	15	6	40.0
	500234580	5113345	UMZIKAZI H	1	8	83	46	55.4	13	118	59	50.0	15	57	32	56.1
	500290117	5113233	UPHINDO S	3	16	20	17	85.0	30	19	9	47.4	18	28	14	50.0
	500290672	5113136	UYAYA S	1	4	15	7	46.7	12	4	4	100.0	9	8	5	62.5
	500290709	5113471	UYENGO S	3	0	84	78	92.9	37	69	61	88.4	56	88	81	92.0
	500291190	5113137	VELAMUVA H	2	0	36	28	77.8	7	29	23	79.3	18	23	23	100.0
	500291264	5113346	VELANGAYE H	1	2	258	227	88.0	29	220	164	74.5	10	537	398	74.1
	500293484	5113347	VULEKA SCHOOL FOR THE DEAF	9	0	13	4	30.8	0	4	0	0.0	0	5	5	100.0
	500295149	5113472	WELABASHA H	2	1	194	191	98.5	29	206	195	94.7	12	167	163	97.6
	500297887	5113138	YAMELA S	2	21	45	41	91.1	51	84	54	64.3	63	52	49	94.2
	500297924	5113473	YANGUYE H	2	16	18	11	61.1	11	31	6	19.4	5	26	19	73.1
	500298368	5113474	ZAKHEKAHLE S	2	20	42	24	57.1	14	28	28	100.0	12	27	27	100.0
	500307729	5113234	ZENZELENI MASHAMASE S	2	27	63	27	42.9	52	30	25	83.3	39	27	19	70.4
	500300329	5113235	ZIMEME H	1	3	19	19	100.0	8	31	28	90.3	2	38	26	68.4
500300514	5113236	ZINQOBELE S	1	27	43	12	27.9	20	21	14	66.7	39	32	22	68.8	
500300699	5113475	ZIPHOZONKE H	3	7	74	71	95.9	6	113	99	87.6	7	98	86	87.8	
500300884	5113237	ZITHUME H	2	27	20	5	25.0	40	23	11	47.8	1	15	1	6.7	
500301994	5113139	ZWELITHINI H	4	0	90	65	72.2	20	97	73	75.3	27	110	95	86.4	
PINETOWN	500100640	5412101	ALBINI H	3	15	128	113	88.3	6	133	114	85.7	5	131	124	94.7
	500101232	5412446	AM MOOLLA SPES NOVA	9	0	2	2	100.0	0	1	1	100.0	0	2	2	100.0
	500101935	5412301	AMANDLETHU S	3	6	106	93	87.7	11	213	174	81.7	54	210	189	90.0
	500102305	5412401	AMAOTI NO 3 COMBINED	3	10	51	42	82.4	13	51	37	72.5	12	45	44	97.8
	500102860	5412201	AMATSHEZULU H	3	33	127	67	52.8	14	90	68	75.6	40	100	88	88.0
	500104525	5412403	AVONFORD S	5	3	87	71	81.6	0	46	43	93.5	16	65	59	90.8
	500107078	5412404	BELVERTON S	4	0	111	110	99.1	6	91	88	96.7	0	115	107	93.0

KWAZULU NATAL

District Name	EMIS No	Centre No	Centre Name	Quintile	2017				2018				2019			
					No Progressed	Wrote	Achieved	% Achieved	No Progressed	Wrote	Achieved	% Achieved	No Progressed	Wrote	Achieved	% Achieved
PINETOWN	500108891	5412302	BHEKISISA H	4	2	26	23	88.5	10	14	9	64.3	7	14	14	100.0
	500249047	5412405	BROOKDALE S	5	11	72	59	81.9	7	41	37	90.2	7	42	40	95.2
	500112961	5412406	BUFFELSDALE S	5	3	59	55	93.2	2	43	41	95.3	2	31	30	96.8
	500179080	5412102	BUHLEBEMFUNDO S	4	67	139	115	82.7	67	90	70	77.8	40	63	47	74.6
	500118807	5412409	CRYSTAL POINT S	5	4	108	106	98.1	0	89	83	93.3	1	107	105	98.1
	500119214	5412303	DABEKA S	3	0	107	53	49.5	1	109	66	60.6	19	63	46	73.0
	500119436	5412304	DALEVIEW S	5	7	82	43	52.4	0	40	32	80.0	0	55	30	54.5
	500120065	5412103	DASSENHOEK H	3	43	59	41	69.5	61	85	32	37.6	53	66	39	59.1
	500121064	5412104	DICK NDLOVU H	2	10	77	43	55.8	53	50	33	66.0	76	37	27	73.0
	500123210	5412105	DR AD LAZARUS S	5	18	153	129	84.3	26	147	135	91.8	3	120	114	95.0
	500184482	5412305	DR JL DUBE H	4	81	104	73	70.2	86	30	26	86.7	42	96	52	54.2
	500124246	5412306	DUMEHLEZI H	3	31	50	45	90.0	106	65	46	70.8	41	34	31	91.2
	500125800	5412410	EARLINGTON S	5	7	105	100	95.2	2	89	88	98.9	10	95	95	100.0
	500125874	5412411	EASTBURY S	5	2	58	49	84.5	0	68	58	85.3	2	54	52	96.3
	500130092	5412538	EMACHOBENI SEC SCHOOL	3	20	41	40	97.6	51	43	41	95.3	18	60	60	100.0
	500494357	5412545	ERIC MTSHALI SECONDARY SCHOOL	3	3	108	59	54.6	36	81	53	65.4	13	68	57	83.8
	500144041	5412412	FAIRBREEZE S	4	5	70	57	81.4	0	79	75	94.9	0	94	92	97.9
	500144670	5412413	FERNDALE COMBINED	4	5	109	82	75.2	10	95	67	70.5	7	99	79	79.8
	500145336	5412414	FORESTHAVEN S	5	2	46	35	76.1	1	37	31	83.8	0	37	32	86.5
	500145632	5412106	FULTON SCHOOL FOR THE DEAF	9									0	7	6	85.7
	500146631	5412202	GABIGABI SS	3	27	92	57	62.0	56	86	65	75.6	62	152	93	61.2
	500148037	5412107	GELOFTE H	4	0	52	51	98.1	0	54	54	100.0	0	50	49	98.0
	500149517	5412415	GLENHAVEN S	4	9	144	101	70.1	10	124	89	71.8	0	48	47	97.9
	500151700	5412307	GREENBURY S	5	0	296	281	94.9	1	260	255	98.1	0	224	215	96.0
	500152255	5412416	GROVE END S	5	4	50	38	76.0	5	64	48	75.0	3	79	62	78.5
	422984	5412649	HAVEN OF REST SCHOOL	3					0	8	7	87.5	1	8	7	87.5
	500154105	5412417	HAVENPARK S	5	1	88	69	78.4	0	90	77	85.6	0	50	49	98.0
	500155178	5412108	HIGHWAY COLLEGE	9	0	12	11	91.7	0	13	12	92.3	0	10	10	100.0
	500155400	5412109	HILLCREST H	5	1	190	189	99.5	3	195	194	99.5	0	193	192	99.5
	500302401	5412308	HILLVIEW S	4	1	156	135	86.5	6	160	126	78.8	16	146	121	82.9
	500155992	5412203	HLAHLINDLELA H	3	40	116	93	80.2	31	105	93	88.6	16	103	98	95.1
	500211566	5412309	IGUGULABASHA H	4	28	26	25	96.2	33	52	37	71.2	10	47	41	87.2
	500495800	5412609	IKUSASALENTSHA SEC SCHOOL	3	0	57	33	57.9	75	60	50	83.3	7	61	60	98.4
	500160136	5412110	ILANGA S	4	46	117	71	60.7	99	171	77	45.0	53	104	75	72.1
	500160469	5412310	IMBEKA S	3	2	39	27	69.2	6	17	11	64.7	14	18	16	88.9
	500161616	5412418	INANDA NEWTOWN COMPREHENSIVE	2	14	190	172	90.5	22	181	172	95.0	26	167	165	98.8
	500161801	5412311	INANDA SEMINARY S	9	0	63	63	100.0	0	73	73	100.0	0	89	89	100.0
	500163540	5412204	INGQUNQULU H	3	4	37	13	35.1	1	28	22	78.6	3	14	10	71.4
	500163947	5412312	INHAKANIPHO H	4	37	81	49	60.5	44	41	31	75.6	22	68	49	72.1
	500166315	5412313	INTSHISEKELO S	3	24	125	94	75.2	34	143	103	72.0	21	133	113	85.0
	500167499	5412314	ISIBONELO SS	4	75	88	53	60.2	32	128	99	77.3	41	125	100	80.0
	500167647	5412205	ISIBUKOZWE H	3	38	122	59	48.4	63	102	55	53.9	53	127	68	53.5
500169053	5412111	ISIZINDA S	3	34	113	86	76.1	54	119	80	67.2	88	82	54	65.9	

KWAZULU NATAL

District Name	EMIS No	Centre No	Centre Name	Quintile	2017				2018				2019			
					No Progressed	Wrote	Achieved	% Achieved	No Progressed	Wrote	Achieved	% Achieved	No Progressed	Wrote	Achieved	% Achieved
PINETOWN	500170607	5412315	JE NDLOVU S	4	31	23	17	73.9	14	23	14	60.9	42	38	23	60.5
	500413845	5412316	JG ZUMA H	2	20	196	191	97.4	48	177	174	98.3	17	195	186	95.4
	500172790	5412206	KHABAZELA H	2	38	56	52	92.9	25	78	67	85.9	35	75	67	89.3
	500173049	5412207	KHAMANGWA S	2	21	12	9	75.0	19	8	3	37.5	3	8	5	62.5
	500161690	5412317	KHETHOKUHLE S	4	71	55	37	67.3	89	65	58	89.2	57	58	48	82.8
	500176564	5412112	KLOOF H	5	6	183	178	97.3	5	192	180	93.8	1	214	204	95.3
	500178821	5412208	KWABAZOTHINI H	3	13	49	48	98.0	45	36	29	80.6	22	48	38	79.2
	500178044	5412209	KWADINABAKUBO COMBINED	3	37	83	52	62.7	41	103	68	66.0	30	74	58	78.4
	500182706	5412210	KWANTEBENI COMPREHENSIVE H	3	10	89	73	82.0	7	91	81	89.0	6	71	64	90.1
	500183853	5412234	KWATHINTWA SCHOOL FOR THE DEAF	9	0	2	2	100.0	0	8	8	100.0	0	4	4	100.0
	500184445	5412318	KWESETHU H	3	51	107	88	82.2	66	114	88	77.2	41	113	93	82.3
	500185851	5412420	LENAREA S	5	5	81	74	91.4	10	69	65	94.2	3	76	75	98.7
	500187331	5412421	LOCKHAT H	3	11	57	51	89.5	8	55	48	87.3	6	69	63	91.3
	493691	5412650	LUNGISISA INDLELA VILLAGE SCHOOL	1					0	6	6	100.0	0	4	4	100.0
	500188848	5412212	LUPHAPHE H	3	15	29	6	20.7	7	39	21	53.8	11	25	10	40.0
	500189107	5412213	LUTHAYI H	3	2	159	89	56.0	1	160	96	60.0	0	190	106	55.8
	500302623	5412319	MAGQIBAGQIBA JS	3	24	34	23	67.6	15	31	23	74.2	6	30	28	93.3
	500194361	5412320	MAKHAPHA COMBINED	3	19	41	28	68.3	28	37	34	91.9	14	49	40	81.6
	500196285	5412321	MANDLENKOSI H	3	113	72	57	79.2	92	108	77	71.3	17	90	70	77.8
	500196544	5412346	MANDOSI COMBINED	2	15	47	32	68.1	11	44	26	59.1	10	53	35	66.0
	500302845	5412233	MAPHETHETHA H	2	10	41	24	58.5	38	25	14	56.0	3	29	24	82.8
	500198357	5412214	MAPHINDA S	2	15	20	14	70.0	10	33	17	51.5	17	15	14	93.3
	500306360	5412215	MAQHUTSHANA JS	3	22	49	39	79.6	24	28	26	92.9	17	54	32	59.3
	500199430	5412113	MARIANHILL S PRIVATE INDEPENDANT	9	0	68	67	98.5	0	103	102	99.0	0	79	79	100.0
	500199578	5412114	MARIANNRIDGE S	3	23	146	109	74.7	3	174	104	59.8	24	134	76	56.7
	500430162	5412647	MASAKHANE GIRLS SECONDARY SCHOOL	9	0	17	11	64.7	0	15	8	53.3	0	11	11	100.0
	500333851	5412322	MBHEKI S	3	29	43	31	72.1	10	34	24	70.6	23	45	38	84.4
	500206053	5412216	MDEPHA H	3	32	70	35	50.0	26	56	23	41.1	31	54	36	66.7
	500214156	5412217	MNYAMENI S	3	4	82	60	73.2	2	85	54	63.5	11	63	36	57.1
	500328412	5412422	MOUNT EDGECOMBE PRIVATE	9	1	11	11	100.0	0	13	12	92.3	0	11	11	100.0
	500215673	5412423	MOUNTVIEW S	4	5	174	160	92.0	4	187	170	90.9	0	208	197	94.7
	500217930	5412323	MQHAWE S	3	61	208	149	71.6	65	135	105	77.8	41	119	94	79.0
	500221260	5412324	MVABA H	3	34	229	101	44.1	50	109	83	76.1	53	134	114	85.1
	500221852	5412218	MYEKA S	3	4	106	69	65.1	10	127	82	64.6	2	103	85	82.5
	500222666	5412325	MZUVELE S	4	73	100	74	74.0	137	81	58	71.6	165	80	44	55.0
	500224886	5412746	NDENGEZI INTERMEDIATE	4	0	16	8	50.0	32	12	10	83.3	13	12	11	91.7
	500224849	5412116	NDGENGETHO H	4	55	81	66	81.5	69	90	76	84.4	43	81	72	88.9
	500226736	5412326	NEW RIVER P	3	2	9	4	44.4	6	22	5	22.7	3	11	9	81.8
	500227032	5412327	NEWLANDS EAST S	4	12	176	140	79.5	14	129	90	69.8	9	127	119	93.7
	500161727	5412328	NHLANHLAYETHU S	3	14	198	177	89.4	21	151	143	94.7	22	142	142	100.0

KWAZULU NATAL

District Name	EMIS No	Centre No	Centre Name	Quintile	2017				2018				2019			
					No Progressed	Wrote	Achieved	% Achieved	No Progressed	Wrote	Achieved	% Achieved	No Progressed	Wrote	Achieved	% Achieved
PINETOWN	500250806	5412117	NILGIRI S	3	4	180	133	73.9	10	160	106	66.3	4	171	121	70.8
	500232693	5412424	NKOSIBOMVU S	3	17	331	265	80.1	12	280	193	68.9	57	287	233	81.2
	500232730	5412329	NKOSINATHI S	3	27	119	109	91.6	27	176	156	88.6	9	140	136	97.1
	500234025	5412219	NOGUNJWA H	2	36	140	82	58.6	78	90	56	62.2	120	85	64	75.3
	500236504	5412425	NORTHMEAD S	5	18	157	128	81.5	14	128	103	80.5	14	112	90	80.4
	500237096	5412330	NQABAKAZULU H	4	23	131	97	74.0	47	162	127	78.4	68	155	110	71.0
	500239612	5412118	NTEE H	4	18	66	60	90.9	44	65	55	84.6	25	73	70	95.9
	500286306	5412331	OHLANGE S	3	18	109	98	89.9	15	141	122	86.5	28	153	128	83.7
	500246013	5412426	PALMVIEW S	5	0	159	154	96.9	1	155	149	96.1	1	141	137	97.2
	500248159	5412332	PHEMBISIZWE H	4	28	39	25	64.1	61	30	16	53.3	35	35	16	45.7
	500248529	5412220	PHEZULU H	3	1	96	82	85.4	0	144	84	58.3	54	111	66	59.5
	500340030	5412345	PHOENIX MUSLIM	9	0	42	42	100.0	0	42	41	97.6	0	39	37	94.9
	500249195	5412427	PHOENIX S	5	19	187	154	82.4	7	94	85	90.4	20	81	76	93.8
	500249232	5412333	PHOENIX TECHNICAL S	5	3	144	70	48.6	0	81	66	81.5	3	87	73	83.9
	500250416	5412120	PINETOWN BOYS' H	5	2	102	89	87.3	0	132	114	86.4	1	146	123	84.2
	500250490	5412121	PINETOWN GIRLS' H	5	4	194	192	99.0	4	209	207	99.0	5	193	189	97.9
	500274133	5412122	RACING & EQUESTRIAN ACADEMY	9	0	6	6	100.0	1	2	2	100.0	0	2	2	100.0
	500255115	5412123	RESERVOIR HILLS S	5	8	75	64	85.3	9	76	47	61.8	2	80	62	77.5
	500255818	5412221	RIETVALLEI COMBINED	3	24	71	62	87.3	35	68	35	51.5	13	56	47	83.9
	500223258	5412138	ROSEWAY WALDORF H	1	5	18	18	100.0	0	14	14	100.0	0	16	16	100.0
	500256817	5412428	RYDALPARK S	5	2	100	96	96.0	6	79	72	91.1	9	77	73	94.8
	500257187	5412429	SACRED HEART S	2	1	34	32	94.1	2	45	38	84.4	2	30	26	86.7
	500258926	5412430	SASTRI PARK S	5	0	63	45	71.4	9	66	48	72.7	7	52	43	82.7
	500259814	5412431	SEATIDES COMBINED	5	3	80	80	100.0	2	93	91	97.8	1	76	70	92.1
	500323528	5412334	SENZOKWETHU S	3	7	123	76	61.8	56	131	93	71.0	8	92	70	76.1
	500264883	5412222	SIKHETHUXOLO H	3	36	171	92	53.8	70	87	80	92.0	110	154	108	70.1
	500267399	5412223	SIPHESIHLE H	3	93	66	35	53.0	47	45	33	73.3	19	77	40	51.9
	500267362	5412432	SIPHESIHLE S	3	6	90	43	47.8	8	87	58	66.7	1	94	72	76.6
	500268472	5412335	SITHABILE S	3	19	165	94	57.0	77	129	63	48.8	9	73	68	93.2
	500444518	5412348	SITHANDIMFUNDO S	2	35	55	44	80.0	30	43	39	90.7	20	36	36	100.0
	500268768	5412124	SITHENGILE S	4	9	187	144	77.0	14	170	146	85.9	34	197	143	72.6
	500268879	5412125	SITHOKOZILE S	3	25	175	100	57.1	64	130	112	86.2	38	104	93	89.4
	500269138	5412336	SIVANANDA TECHNICAL H	4	36	161	69	42.9	132	106	74	69.8	45	96	79	82.3
	500269656	5412224	SIYAJABULA H	3	2	117	72	61.5	0	140	92	65.7	40	170	123	72.4
	500270359	5412337	SIYATHUTHUKA S	4	0	41	16	39.0	21	26	5	19.2	9	13	4	30.8
	500272875	5412433	SOLVISTA S	5	1	171	164	95.9	1	178	159	89.3	0	165	158	95.8
	500306286	5412225	ST JULIUS S	3	55	81	51	63.0	36	106	46	43.4	61	94	39	41.5
	500277648	5412434	STANMORE S	5	2	114	102	89.5	0	97	77	79.4	7	107	94	87.9
	500407555	5412127	STAR COLLEGE	9	0	75	75	100.0	0	86	86	100.0	0	110	110	100.0
	500278462	5412338	SULEMAN PATEL S	3	31	38	29	76.3	10	33	32	97.0	16	30	28	93.3
	500279757	5412435	TEMPLE VALLEY S	5	0	90	67	74.4	0	66	50	75.8	0	61	57	93.4
500279905	5412226	THABELA H	2	6	34	14	41.2	23	41	31	75.6	10	36	29	80.6	
500280238	5412227	THANDAZA H	3	98	97	82	84.5	70	77	71	92.2	87	103	97	94.2	
500280571	5412347	THANDOLWESIZWE SP	3	58	55	37	67.3	36	56	44	78.6	8	59	49	83.1	
500282273	5412128	THOKOZAMNGANGA H	3	5	59	23	39.0	34	63	42	66.7	76	36	33	91.7	

KWAZULU NATAL

District Name	EMIS No	Centre No	Centre Name	Quintile	2017				2018				2019				
					No Progressed	Wrote	Achieved	% Achieved	No Progressed	Wrote	Achieved	% Achieved	No Progressed	Wrote	Achieved	% Achieved	
PINETOWN	500173345	5412228	THOLULWAZI S	2	25	47	43	91.5	27	34	25	73.5	24	37	36	97.3	
	500324601	5412129	THORNWOOD S	3	18	102	39	38.2	103	72	35	48.6	113	113	22	19.5	
	500283309	5412339	THUBALETHU S	2	5	25	12	48.0	10	23	15	65.2	13	16	15	93.8	
	500284308	5412436	TONGAAT S	4	0	129	109	84.5	0	136	108	79.4	0	183	121	66.1	
	500249084	5412437	TRENANCE MANOR S	5	2	92	77	83.7	8	97	86	88.7	0	87	81	93.1	
	500284530	5412438	TRENANCE PARK S	4	0	103	88	85.4	9	113	91	80.5	6	87	69	79.3	
	500286639	5412229	UKUSA SS	3	0	71	49	69.0	0	114	58	50.9	39	108	80	74.1	
	500288748	5412130	UMQHELE PUBLIC S	3	16	140	89	63.6	28	173	100	57.8	26	149	106	71.1	
	500289007	5412340	UMTAPHO H	2	37	249	177	71.1	21	282	137	48.6	37	161	145	90.1	
	500407999	5412131	USETHUBENI YOUTH	9	2	28	28	100.0	3	23	23	100.0	4	17	17	100.0	
	500340992	5412230	UXOLOPHAMBILI S	3	4	74	53	71.6	52	69	41	59.4	40	51	35	68.6	
	500328634	5412440	VERULAM ISLAMIC	9	0	24	24	100.0	0	40	34	85.0	0	34	32	94.1	
	500291782	5412441	VERULAM S	5	1	195	189	96.9	0	157	151	96.2	2	210	201	95.7	
	0	5412527	VN NAIK SCHOOL FOR THE DEAF	9	0	3	3	100.0	0	5	4	80.0	0	4	4	100.0	
	500294298	5412341	VUYISWA MTOLO H	4	30	76	41	53.9	64	41	30	73.2	48	59	47	79.7	
	500294816	5412442	WATERLOO JS	3	1	74	46	62.2	19	92	59	64.1	34	79	67	84.8	
	500295704	5412443	WESTHAM S	5	8	37	33	89.2	11	42	29	69.0	2	38	37	97.4	
	500443297	5412139	WESTMEAD S	3	9	50	29	58.0	38	59	38	64.4	9	39	31	79.5	
	500295852	5412132	WESTVILLE BOYS H	5	0	228	222	97.4	0	220	217	98.6	1	233	225	96.6	
	500295889	5412133	WESTVILLE GIRLS H	5	0	220	220	100.0	0	204	204	100.0	0	202	202	100.0	
	500297295	5412444	WOODVIEW S	5	4	72	54	75.0	4	86	55	64.0	1	54	28	51.9	
	500297369	5412134	WOZAMOYA H	3	48	85	55	64.7	71	51	32	62.7	68	72	66	91.7	
	500297554	5412135	WYEBANK S	4	52	166	82	49.4	60	128	81	63.3	7	111	79	71.2	
	500298331	5412342	ZAKHE H	3	33	188	88	46.8	70	94	65	69.1	48	72	58	80.6	
	500299552	5412343	ZEPH DLOMO S	4	21	75	55	73.3	43	124	81	65.3	33	58	47	81.0	
	500299922	5412231	ZIFIKELE H	3	14	62	23	37.1	13	67	29	43.3	7	38	18	47.4	
	500300625	5412136	ZIPHATHELE S	3	11	106	41	38.7	67	46	30	65.2	20	40	28	70.0	
	500300662	5412344	ZIPHEMBELENI S	4	72	36	22	61.1	86	36	28	77.8	18	44	37	84.1	
	500311577	5412232	ZIZAMELE JS	2	25	71	46	64.8	30	68	46	67.6	40	55	44	80.0	
	500306249	5412137	ZWELINJANI S	3	22	91	36	39.6	109	36	16	44.4	13	29	19	65.5	
	UGU	500308099	5312201	ALBERT S	0					0	24	21	87.5	6	20	20	100.0
		500308358	5312101	BHANOYI S	2	28	82	56	68.3	63	83	63	75.9	0	26	26	100.0
		500108262	5312102	BHEKAMANDELU H	1	0	25	23	92.0	19	24	12	50.0	5	16	16	100.0
500108373		5312103	BHEKAMEVA H	2	12	25	23	92.0	10	29	29	100.0	10	30	29	96.7	
500337218		5312202	BHEKI S	2	14	112	90	80.4	43	79	51	64.6	14	67	52	77.6	
500111481		5312104	BONGUZWANE S	2	14	54	37	68.5	21	80	42	52.5	2	57	34	59.6	
500113257		5312144	BUHLEBETHU H	1	0	115	114	99.1	15	118	115	97.5	19	114	112	98.2	
500115921		5312301	CHARLES HLENGWA H	3	4	7	6	85.7	2	6	1	16.7	0	10	10	100.0	
500119584		5312302	DALUSIZO H	1	0	7	1	14.3	0	3	2	66.7	1	3	2	66.7	
500123543		5312105	DUBANDLELA H	2	12	23	12	52.2	5	21	17	81.0	13	17	14	82.4	
500125615		5312203	DWALALESIZWE H	1	5	18	16	88.9	17	17	11	64.7	10	22	16	72.7	
500146520		5312204	ECEKEZA S	1	13	115	56	48.7	17	92	60	65.2	24	90	65	72.2	
500129944		5312106	ELWAZI H	2	17	27	9	33.3	26	8	4	50.0	6	9	8	88.9	
500401450		5312332	EMGANGENI S	2	2	10	5	50.0	1	5	5	100.0	3	7	6	85.7	
500143634		5312205	EZINQOLENI JS	2	18	119	91	76.5	4	133	112	84.2	13	110	101	91.8	

KWAZULU NATAL

District Name	EMIS No	Centre No	Centre Name	Quintile	2017				2018				2019			
					No Progressed	Wrote	Achieved	% Achieved	No Progressed	Wrote	Achieved	% Achieved	No Progressed	Wrote	Achieved	% Achieved
UGU	500144818	5312107	FINGQINDLELA S	1	6	13	5	38.5	0	9	5	55.6	1	2	0	0.0
	500146483	5312206	GABANGEZWE S	1	17	57	47	82.5	19	61	54	88.5	28	66	57	86.4
	500146816	5312207	GALENI H	4	11	45	31	68.9	27	33	31	93.9	42	48	42	87.5
	500146853	5312208	GAMALAKHE COMMERCIAL H	4	49	144	124	86.1	30	127	104	81.9	15	107	104	97.2
	500289747	5312261	GEORGE MBHELE H	3	10	34	19	55.9	13	16	14	87.5	4	36	19	52.8
	500150405	5312145	GOBUME H	1	31	68	57	83.8	25	57	47	82.5	14	42	39	92.9
	500152514	5312303	GUGULESIZWE S	3	0	214	92	43.0	78	111	81	73.0	9	137	114	83.2
	500153069	5312209	HAFULENI SS	2	77	131	81	61.8	16	86	72	83.7	55	64	57	89.1
	500153846	5312210	HARDING S	4	0	137	120	87.6	7	119	91	76.5	5	138	98	71.0
	500156954	5312337	HLENGIWE S	3	7	35	27	77.1	17	29	25	86.2	8	35	17	48.6
	500163762	5312211	INGWEMABALA COMPREHENSIVE H	3	1	61	45	73.8	45	92	43	46.7	66	46	28	60.9
	500322825	5312112	INKOSI U-MDIBANISO COMPREHENSIVE H	2	21	73	54	74.0	33	53	45	84.9	23	53	52	98.1
	500165464	5312113	INQOLOBANE JS	1	4	34	12	35.3	5	31	10	32.3	15	26	12	46.2
	500166907	5312304	INYONEMHLOPHE S	2	1	30	14	46.7	2	36	22	61.1	0	30	20	66.7
	500168313	5312114	ISINAMUVA H	2	29	47	23	48.9	20	26	23	88.5	19	29	25	86.2
	500171569	5312212	JOLWAYO S	2	50	77	70	90.9	64	56	55	98.2	88	62	61	98.4
	500173419	5312115	KHANYA H	2	0	50	44	88.0	21	62	50	80.6	23	57	45	78.9
	500173900	5312116	KHATHI H	2	2	61	29	47.5	14	15	12	80.0	33	22	20	90.9
	500178858	5312146	KWABHAVU H	1	9	44	10	22.7	16	8	4	50.0	12	15	12	80.0
	500179376	5312147	KWAFICA H	2	18	91	59	64.8	0	126	93	73.8	48	79	57	72.2
	500179783	5312305	KWAHLUZINGQONDO S	2	27	92	69	75.0	83	78	52	66.7	35	37	33	89.2
	500178229	5312306	KWAJABULA H	2	7	30	25	83.3	11	44	42	95.5	3	58	56	96.6
	500180745	5312215	KWAMASOSHA H	3	0	174	86	49.4	58	56	53	94.6	64	131	114	87.0
	500183002	5312335	KWAPHIKAZIWA S	2	7	26	23	88.5	5	20	18	90.0	3	29	20	69.0
	500189218	5312119	LUTHULI H	3	9	289	228	78.9	0	219	197	90.0	0	334	296	88.6
	500190180	5312120	MABIYA SS	1	9	52	35	67.3	13	22	20	90.9	15	27	26	96.3
	500190328	5312121	MABUTHELA H	1	14	26	20	76.9	17	20	13	65.0	22	25	17	68.0
	500193103	5312264	MAHELANE S	1	8	41	37	90.2	33	33	31	93.9	16	48	46	95.8
	500194213	5312217	MAKHANDA H	3	27	130	92	70.8	8	98	64	65.3	39	101	78	77.2
	338254	5312338	MALANGENI SECONDARY SCHOOL	1					0	26	24	92.3	1	39	39	100.0
	500337144	5312122	MALUSI H	2	12	56	43	76.8	38	55	44	80.0	20	48	42	87.5
	500196914	5312123	MANGQUZUKA H	2	56	133	104	78.2	50	92	83	90.2	39	94	88	93.6
	500199171	5312218	MARBURG S	5	10	164	152	92.7	18	177	169	95.5	7	192	180	93.8
	500429866	5312267	MARGATE MIDDLE SCHOOL	3	1	76	65	85.5	1	76	70	92.1	0	101	84	83.2
	500203426	5312219	MASHESHA JS	3	13	20	20	100.0	3	23	21	91.3	3	14	12	85.7
	500203204	5312149	MAYIYANA H	1	16	22	13	59.1	35	22	17	77.3	47	20	17	85.0
	500203685	5312220	MBAMBI H	2	26	101	53	52.5	12	49	46	93.9	53	65	57	87.7
	500204832	5312221	MBONWA S	2	23	73	50	68.5	54	85	41	48.2	66	70	50	71.4
	500205128	5312222	MBUSI H	2	19	87	63	72.4	61	66	50	75.8	54	67	61	91.0
	500319051	5312223	MCUSHWA JS	1	19	59	29	49.2	19	42	24	57.1	21	43	34	79.1
500206164	5312224	MDLANGASWA H	2	0	156	118	75.6	19	78	68	87.2	65	83	75	90.4	
500206201	5312225	MDLANGATHI S	2	57	76	55	72.4	22	113	71	62.8	46	92	81	88.0	
500206534	5312226	MDULASHI JS	2	27	112	63	56.3	12	28	27	96.4	31	37	37	100.0	
500342842	5312227	MERLEWOOD S	3	0	108	85	78.7	3	104	94	90.4	4	110	100	90.9	

KWAZULU NATAL

District Name	EMIS No	Centre No	Centre Name	Quintile	2017				2018				2019			
					No Progressed	Wrote	Achieved	% Achieved	No Progressed	Wrote	Achieved	% Achieved	No Progressed	Wrote	Achieved	% Achieved
UGU	500209050	5312126	MGAMULE H	2	22	51	19	37.3	40	46	16	34.8	16	30	16	53.3
	500209716	5312228	MGUDLWA H	2	0	38	13	34.2	10	25	22	88.0	14	20	17	85.0
	500322122	5312229	MHLABUHLANGENE JS	1					2	20	12	60.0	0	17	14	82.4
	500212898	5312230	MLONDE H	2	26	89	63	70.8	41	66	52	78.8	15	78	63	80.8
	500223776	5312268	MLOTSHWA SECONDARY	1	43	55	48	87.3	4	61	50	82.0	18	54	47	87.0
	500307840	5312307	MNCINDO H	1	12	12	9	75.0	17	14	13	92.9	2	13	11	84.6
	500213453	5312127	MNGOMENI H	1	3	45	14	31.1	14	32	14	43.8	12	23	20	87.0
	500217856	5312128	MQHAKAMA H	2	22	55	53	96.4	9	59	59	100.0	22	58	58	100.0
	500218559	5312231	MSHWESHWE H	3	16	113	69	61.1	20	92	67	72.8	23	76	63	82.9
	500219669	5312233	MTHUSI H	2	34	115	100	87.0	41	90	85	94.4	45	105	91	86.7
	500220335	5312129	MTHWALUME H	1	0	164	156	95.1	0	177	169	95.5	6	159	158	99.4
	500220113	5312150	MTUMASELI H	1	0	7	6	85.7	8	6	6	100.0	10	14	12	85.7
	500213860	5312234	MTWANUNGAMIZIWE H	1	7	17	12	70.6	2	10	7	70.0	7	15	12	80.0
	500221556	5312151	MVUTHULUKA S	1	0	37	28	75.7	8	35	20	57.1	3	28	25	89.3
	500223036	5312130	NANI JS	2	4	37	26	70.3	11	35	23	65.7	5	22	17	77.3
	500223739	5312236	NCIYA H	2	0	55	39	70.9	0	52	33	63.5	55	31	30	96.8
	500232360	5312237	NKONKA H	3	35	83	60	72.3	76	97	75	77.3	0	116	96	82.8
	500233433	5312238	NOBAMBA H	3	3	45	42	93.3	12	79	49	62.0	36	34	29	85.3
	500234765	5312333	NOMAZWE H	1	13	10	9	90.0	10	9	8	88.9	7	8	8	100.0
	500234876	5312239	NOMBUSO H	2	25	119	112	94.1	42	161	142	88.2	42	138	135	97.8
	500238761	5312131	NTABALUKHOZI H	1	3	21	9	42.9	3	7	4	57.1	6	7	7	100.0
	500243682	5312240	OLWANDLE H	3	48	112	90	80.4	63	81	72	88.9	46	94	85	90.4
	500248011	5312242	PHATHWA S	3	0	111	80	72.1	42	85	46	54.1	31	87	79	90.8
	500248788	5312308	PHINDAVELE H	2	32	89	47	52.8	29	53	46	86.8	46	79	78	98.7
	500251119	5312243	PORT SHEPSTONE H	5	1	239	234	97.9	13	240	239	99.6	2	241	230	95.4
	500442594	5312244	PORT SHEPSTONE INTERNATIONAL H	9	0	14	13	92.9	5	14	12	85.7	5	20	15	75.0
	500251156	5312245	PORT SHEPSTONE ISLAMIC	9	0	20	20	100.0	0	25	25	100.0	0	14	14	100.0
	500251267	5312246	PORT SHEPSTONE S	4	0	159	147	92.5	1	184	169	91.8	4	173	147	85.0
	500252784	5312247	QHINQA H	2	30	116	52	44.8	38	82	40	48.8	14	53	51	96.2
	500253302	5312309	QIKO H	1	2	34	20	58.8	0	49	36	73.5	16	20	16	80.0
	500325008	5312310	ROBERT HLONGWA S	3	10	22	13	59.1	7	15	10	66.7	9	21	15	71.4
	500256521	5312311	ROSEVILLE S	5	25	107	74	69.2	2	111	73	65.8	1	94	62	66.0
	500257853	5312336	SAMUEL MKHIZE H	1	5	18	4	22.2	12	15	2	13.3	0	7	6	85.7
	500339771	5312312	SANYWANA H	1	14	26	17	65.4	8	14	13	92.9	15	17	17	100.0
	500258667	5312313	SAPHUMULA SS	1	9	48	17	35.4	4	24	17	70.8	6	31	20	64.5
	500259518	5312314	SCOTTBURGH H	5	0	96	94	97.9	0	81	80	98.8	0	91	91	100.0
	500260036	5312248	SEHOLE COMBINED	4	17	139	106	76.3	23	91	76	83.5	16	108	99	91.7
	500263181	5312132	SIBINGIMFUNDO H	2	0	72	52	72.2	19	45	37	82.2	28	44	43	97.7
	500259259	5312133	SIBONGUJEKE JS	1	2	13	7	53.8	1	6	3	50.0	12	7	3	42.9
	500263255	5312134	SIBONGUMFEKA SS	2	11	18	14	77.8	6	19	11	57.9	7	13	10	76.9
500263773	5312315	SIBUYILE SS	1	10	9	8	88.9	19	13	12	92.3	16	9	5	55.6	
500264618	5312316	SIHLE H	2	42	125	106	84.8	1	86	82	95.3	0	108	97	89.8	
500264772	5312249	SIKANISWENI S	2	26	50	35	70.0	33	41	35	85.4	24	58	38	65.5	
500266622	5312317	SINGELE H	3	4	51	36	70.6	11	49	31	63.3	17	52	43	82.7	
500334739	5312250	SINOMUSA S	2	14	36	21	58.3	43	27	19	70.4	33	22	22	100.0	

KWAZULU NATAL

District Name	EMIS No	Centre No	Centre Name	Quintile	2017				2018				2019				
					No Progressed	Wrote	Achieved	% Achieved	No Progressed	Wrote	Achieved	% Achieved	No Progressed	Wrote	Achieved	% Achieved	
UGU	500267140	5312318	SIPHAPHEME H	1	0	193	137	71.0	5	95	87	91.6	37	156	143	91.7	
	500267325	5312319	SIPHEPHILE S	2	11	15	11	73.3	9	11	10	90.9	3	4	4	100.0	
	500268398	5312251	SISTER JOANS H	3	0	124	70	56.5	16	98	87	88.8	32	104	87	83.7	
	500278018	5312138	SITHOKOZILE JS	2	47	50	44	88.0	31	59	37	62.7	27	30	24	80.0	
	500269064	5312320	SITHUTHUKILE S	1	3	10	8	80.0	2	5	3	60.0	2	8	8	100.0	
	500269175	5312321	SIVELILE JS	1	6	41	34	82.9	14	25	23	92.0	14	36	31	86.1	
	500270100	5312253	SIYAPHAMBILI S	2	14	100	76	76.0	33	38	31	81.6	55	38	26	68.4	
	500342805	5312322	SIZATHINA JS	1	4	53	48	90.6	4	42	42	100.0	10	41	36	87.8	
	500271617	5312323	SIZOPHUMELELA H	2	24	38	29	76.3	26	46	36	78.3	56	37	31	83.8	
	500342472	5312254	SOUTH COAST ACADEMY	9	0	33	30	90.9	0	28	24	85.7	0	36	30	83.3	
	500274392	5312265	SOZABE H	3	5	53	24	45.3	27	61	30	49.2	16	31	15	48.4	
	500276131	5312256	ST MARTIN DE PORRES COMPREHENSIVE	9	6	7	0	0.0	3	7	6	85.7	5	6	6	100.0	
	500278277	5312257	SUID-NATAL H	5	1	59	55	93.2	0	53	52	98.1	1	71	69	97.2	
	500278351	5312324	SUKAMUVA H	1	21	22	13	59.1	29	23	17	73.9	13	40	18	45.0	
	500340770	5312258	THE WOODS	9	2	18	13	72.2	3	25	15	60.0	0	18	15	83.3	
	500281792	5312142	THEMBUZULU S	2	32	31	22	71.0	21	20	20	100.0	15	28	28	100.0	
	500282088	5312259	THOBIGUNYA H	2	13	69	62	89.9	30	70	61	87.1	26	96	77	80.2	
	500282606	5312260	THOLIMFUNDO S	2	24	74	55	74.3	26	79	41	51.9	34	45	39	86.7	
	500328188	5312325	THOLISU S	1	10	28	28	100.0	17	19	19	100.0	19	30	30	100.0	
	0	5512000	UGU CENTRE 1	9									0	11	5	45.5	
	0	5513000	UGU CENTRE 2	9									0	15	15	100.0	
	500328597	5312334	UMZINTO ISLAMIC	9	0	16	14	87.5	0	21	21	100.0	0	17	16	94.1	
	500289562	5312327	UMZINTO S	5	0	132	113	85.6	2	189	148	78.3	9	189	169	89.4	
	500293780	5312328	VUMANDABA S	3	5	38	19	50.0	0	31	26	83.9	5	31	27	87.1	
	500444000	5312266	WESBURY COLLEGE OF SCIENCE	9	7	59	53	89.8	1	46	46	100.0	6	26	26	100.0	
	500299737	5312143	ZIBONELE JS	2	19	46	41	89.1	40	63	47	74.6	28	58	52	89.7	
	500300847	5312330	ZITHOKOZISE H	3	2	13	11	84.6	13	12	10	83.3	6	7	4	57.1	
	500301476	5312263	ZUZICEBO H	2	23	64	32	50.0	26	45	31	68.9	5	59	51	86.4	
	UMGUNGUNDLOVU	500100788	5311301	ALEXANDRA H	5	1	188	176	93.6	0	200	182	91.0	4	192	170	88.5
		500101676	5311329	AMAKHOLWA S	3	0	72	65	90.3	0	51	39	76.5	3	96	71	74.0
500103563		5311302	ARTHUR BLAXALL	9	5	12	12	100.0	1	4	3	75.0	0	7	6	85.7	
500103674		5311401	ASANDE S	2	39	47	40	85.1	44	53	44	83.0	33	36	36	100.0	
500103933		5311201	ASIBEMUNYE H	3	32	73	60	82.2	14	95	56	58.9	54	82	74	90.2	
500104044		5311202	ASITHUTHUKE COMBINED	3	7	6	4	66.7	2	16	6	37.5	0	19	10	52.6	
500105561		5311101	BANQOBILE H	3	20	61	49	80.3	63	47	43	91.5	91	68	63	92.6	
500109261		5311402	BHEKUXIMBA H	3	55	35	33	94.3	82	27	15	55.6	66	44	35	79.5	
500111333		5311303	BONGUDUNGA S	3	105	57	48	84.2	73	72	49	68.1	47	41	26	63.4	
500305435		5311204	C21 PRIVATE	9					0	4	3	75.0	1	2	2	100.0	
500114700		5311205	CARTER H	5	0	190	183	96.3	5	200	184	92.0	6	187	182	97.3	
500116291		5311403	CHIBELIHLE COMBINED	2	8	41	33	80.5	9	44	39	88.6	14	29	27	93.1	
500328299		5311330	CHISTLEHURST ACADEMICS & ARTS	9	0	11	10	90.9	0	8	8	100.0	0	9	8	88.9	
500227735		5311304	CONGCO H	2	25	20	20	100.0	11	25	23	92.0	18	16	15	93.8	
500117919		5311102	COOLAIR S	4	21	42	33	78.6	9	62	35	56.5	29	44	35	79.5	
500342731		5311206	COPEVILLE S	3	1	69	66	95.7	23	65	58	89.2	0	94	76	80.9	

KWAZULU NATAL

District Name	EMIS No	Centre No	Centre Name	Quintile	2017				2018				2019			
					No Progressed	Wrote	Achieved	% Achieved	No Progressed	Wrote	Achieved	% Achieved	No Progressed	Wrote	Achieved	% Achieved
UMGUNGUNDLOVU	500119251	5311207	DABULAMANZI COMBINED	1	19	17	13	76.5	9	12	11	91.7	19	12	8	66.7
	500122914	5311208	DOORNKLOOF COMBINED	1	18	9	7	77.8	24	17	6	35.3	6	9	5	55.6
	500125023	5311209	DUNVERIA S	5	8	64	59	92.2	42	51	44	86.3	22	60	41	68.3
	500125726	5311103	DWENGU H	2	12	13	5	38.5	20	16	16	100.0	15	9	9	100.0
	500125985	5311305	EASTWOOD S	4	19	204	137	67.2	21	199	134	67.3	0	185	141	76.2
	500429792	5311146	EBUNGUNI H	2	47	18	16	88.9	63	12	10	83.3	40	10	10	100.0
	500126873	5311210	EDENDALE TECHNICAL H	4	16	231	180	77.9	44	247	225	91.1	7	271	193	71.2
	500128945	5311104	EKUPHOLENI H	3	23	37	14	37.8	69	12	5	41.7	50	5	5	100.0
	500132867	5311211	EMINYEZANENI S	4	45	52	21	40.4	131	87	16	18.4	20	21	17	81.0
	500135420	5311404	EMZAMWENI H	3	32	125	123	98.4	22	129	126	97.7	38	125	123	98.4
	500141895	5311212	ESTHER PAYNE SMITH S	5	5	46	30	65.2	7	55	19	34.5	11	41	15	36.6
	500143782	5311105	EZULWINI COMBINED	1	2	6	5	83.3	6	14	9	64.3	14	11	11	100.0
	500145854	5311306	FUNDOKUHLE S	4	18	131	71	54.2	12	83	58	69.9	22	63	50	79.4
	500146187	5311106	FUNUNDU H	2	4	10	5	50.0	11	5	2	40.0	4	9	7	77.8
	500146742	5311107	GAJU S	2	7	6	4	66.7	14	8	3	37.5	21	8	8	100.0
	500147445	5311108	GCEWU S	1	16	16	12	75.0	44	4	4	100.0	19	9	4	44.4
	500148296	5311109	GEORGENAU COMBINED	4	18	45	34	75.6	41	30	21	70.0	36	41	28	68.3
	500148333	5311307	GEORGETOWN S	3	0	98	95	96.9	1	100	92	92.0	38	143	139	97.2
	500150294	5311405	GOBINDLOVU COMPREHENSIVE H	3	29	69	59	85.5	93	40	32	80.0	22	88	60	68.2
	500150331	5311110	GOBIZEMBE H	3	43	50	36	72.0	38	47	36	76.6	40	47	37	78.7
	500154364	5311213	HAYTHORNE S	5	14	141	122	86.5	41	160	127	79.4	39	194	124	63.9
	500154512	5311214	HEATHER S	5	5	209	184	88.0	6	208	199	95.7	8	175	160	91.4
	500154771	5311215	HERITAGE ACADEMY	9	0	20	16	80.0	1	14	11	78.6	1	22	20	90.9
	500158619	5311216	HOWICK H	5	1	92	92	100.0	0	112	111	99.1	2	92	91	98.9
	500158730	5311217	HOWICK S	4	5	83	74	89.2	8	77	75	97.4	7	91	87	95.6
	500158915	5311308	HUBA H	2	18	64	35	54.7	23	82	38	46.3	45	43	35	81.4
	500101158	5311332	ICESA CITY CAMPUS - PMB	9	3	2	2	100.0	0	2	1	50.0	0	3	3	100.0
	500181818	5311309	IKUSASELIHLE H	2	6	137	114	83.2	31	142	125	88.0	34	172	138	80.2
	500312724	5311406	IMBALI JS	2	6	4	4	100.0	7	6	6	100.0	5	6	6	100.0
	500161505	5311407	IMVUNULO S	3	90	62	53	85.5	24	68	38	55.9	92	56	49	87.5
	500312354	5311310	INDALA H	3	127	94	71	75.5	170	92	70	76.1	117	91	86	94.5
	500163466	5311111	INGQAYIZIVELE JS	2	3	11	4	36.4	5	9	1	11.1	9	8	6	75.0
	500163577	5311408	INGQWANGELE H	3	9	42	21	50.0	17	34	13	38.2	10	18	16	88.9
	500164095	5311112	INHLANHLAYABEBHUZE H	3	11	47	27	57.4	23	25	20	80.0	12	21	17	81.0
	500164428	5311218	INJOLOBA S	3	24	106	74	69.8	23	96	73	76.0	55	107	85	79.4
	500165131	5311113	INKUMANE H	2	5	8	1	12.5	7	7	2	28.6	8	5	4	80.0
	500165649	5311409	INSIKA JS	3	0	17	7	41.2	2	26	2	7.7	13	7	3	42.9
	500492840	5311336	ISIBANI ACADEMY	9	9	25	6	24.0	5	23	8	34.8	8	32	11	34.4
	500169127	5311114	ISMONT H	2	0	5	4	80.0	3	11	6	54.5	0	7	2	28.6
	500170681	5311219	JABULA COMBINED	3	14	10	9	90.0	17	8	7	87.5	21	23	20	87.0
500173752	5311220	KHARINA S	5	8	166	157	94.6	4	186	158	84.9	16	193	179	92.7	
500174011	5311115	KHAYELIHLE H	2	26	10	5	50.0	22	13	6	46.2	23	8	6	75.0	
500177674	5311410	KHULEKONKE S	3	52	51	44	86.3	134	38	33	86.8	139	42	41	97.6	
500181337	5311411	KWAMNCANE H	3	36	38	22	57.9	50	37	33	89.2	96	42	40	95.2	
500182891	5311311	KWAPATA S	3	11	97	91	93.8	53	167	109	65.3	55	87	82	94.3	

KWAZULU NATAL

District Name	EMIS No	Centre No	Centre Name	Quintile	2017				2018				2019			
					No Progressed	Wrote	Achieved	% Achieved	No Progressed	Wrote	Achieved	% Achieved	No Progressed	Wrote	Achieved	% Achieved
UMGUNGUNDLOVU	500184778	5311412	LADUMA H	3	32	65	42	64.6	40	70	33	47.1	44	44	33	75.0
	500185259	5311413	LANGALAKHE H	3	70	30	25	83.3	68	34	29	85.3	41	44	34	77.3
	500185629	5311414	LANGSYDE	2	20	80	80	100.0	27	86	85	98.8	4	86	85	98.8
	500186998	5311221	LINPARK H	5	6	89	67	75.3	0	108	86	79.6	1	102	84	82.4
	500188330	5311415	LUGAJU JS	2	13	15	4	26.7	19	16	8	50.0	24	7	4	57.1
	500189070	5311416	LUTHANDO H	2	17	24	22	91.7	18	22	21	95.5	2	22	22	100.0
	500190254	5311144	MABOMVINI COMBINED	1	49	16	16	100.0	17	16	12	75.0	14	25	25	100.0
	500191253	5311116	MADLANYOKA H	2	24	8	3	37.5	19	14	4	28.6	12	15	11	73.3
	500191697	5311417	MAFAHLENI H	2	12	16	12	75.0	19	12	7	58.3	10	13	13	100.0
	500199800	5311313	MARITZBURG COLLEGE	5	0	257	257	100.0	0	244	244	100.0	0	250	249	99.6
	500325968	5311222	MARITZBURG MUSLIM	9	0	52	52	100.0	0	54	54	100.0	0	56	56	100.0
	500200947	5311117	MASIJABULE H	2	18	207	121	58.5	41	224	140	62.5	30	157	142	90.4
	500200984	5311418	MASIMDUMISE JS	3	5	7	7	100.0	0	9	8	88.9	0	11	11	100.0
	500201391	5311118	MATATANE S	2	24	64	54	84.4	77	45	29	64.4	59	45	41	91.1
	500312761	5311419	MATOMELA H	2	64	93	93	100.0	61	78	78	100.0	75	95	95	100.0
	500203278	5311119	MAYIZEKANYE H	1	5	2	2	100.0	7	7	5	71.4	5	4	4	100.0
	500203389	5311420	MAZWENDODA SS	2	28	46	40	87.0	50	96	71	74.0	5	123	72	58.5
	500203611	5311120	MBAMBANGALO H	3	25	86	62	72.1	23	123	70	56.9	93	72	52	72.2
	500205831	5311421	MCONJWANA H	2	8	133	127	95.5	21	149	140	94.0	16	132	122	92.4
	500205905	5311121	MCOSELELI S	3	20	58	51	87.9	21	42	38	90.5	25	25	22	88.0
	500207015	5311314	MEHLOKAZULU S	4	5	57	55	96.5	21	87	58	66.7	31	47	35	74.5
	500211344	5311145	MJELE S	2	23	24	24	100.0	20	45	30	66.7	24	51	42	82.4
	500211936	5311315	MKHOBENI H	3	10	23	15	65.2	36	13	6	46.2	12	24	19	79.2
	500189662	5311316	ML SULTAN PMB S	5	6	162	142	87.7	10	173	135	78.0	20	170	117	68.8
	500213046	5311422	MLUNGISI S	3	45	32	23	71.9	62	65	55	84.6	48	33	29	87.9
	500213749	5311122	MNTONJANI S	2	11	14	14	100.0	10	12	11	91.7	13	19	19	100.0
	500216006	5311423	MPANDE H	3	27	62	29	46.8	34	18	8	44.4	13	16	14	87.5
	500216487	5311123	MPHELANDABA S	3	25	14	10	71.4	27	13	4	30.8	42	10	10	100.0
	500217153	5311124	MPOLWENI S	3	87	41	37	90.2	74	43	36	83.7	80	66	57	86.4
	500217264	5311223	MPOPHOMENI S	3	53	68	64	94.1	97	124	99	79.8	82	73	60	82.2
	500218633	5311424	MSIMUDE H	3	9	48	33	68.8	9	70	50	71.4	45	36	25	69.4
	500219262	5311425	MTHOLANGQONDO S	2	25	44	15	34.1	7	27	17	63.0	10	24	15	62.5
	500324157	5311125	MTHULI SS	2	25	104	56	53.8	99	83	44	53.0	136	65	38	58.5
	500220927	5311126	MUZIKAWUTHANDWA H	2	9	23	15	65.2	19	20	13	65.0	32	25	22	88.0
	500227328	5311127	NGANGEZWE H	3	45	35	35	100.0	178	40	36	90.0	74	67	64	95.5
	500227587	5311427	NGCEDOMHLOPHE H	3	16	74	70	94.6	17	62	57	91.9	39	74	70	94.6
	500230029	5311428	NHLATHIMBE S	2	17	10	10	100.0	37	15	10	66.7	15	26	21	80.8
	500230991	5311225	NIZAMIA ISLAMIC	9	0	37	37	100.0	0	29	26	89.7	0	32	32	100.0
	500318792	5311317	NOMASWAZI H	9	3	80	75	93.8	6	89	69	77.5	26	73	64	87.7
	500235283	5311128	NONDENISA S	2	45	164	111	67.7	37	127	97	76.4	91	144	103	71.5
500236134	5311226	NORTHBURY PARK S	5	0	162	142	87.7	0	205	151	73.7	7	172	137	79.7	
500236763	5311227	NOTTINGHAM ROAD COMBINED	1	11	10	10	100.0	13	50	35	70.0	14	41	31	75.6	
500237984	5311129	NSIKAKAZI H	1	4	5	1	20.0	2	4	2	50.0	5	5	2	40.0	
500337884	5311318	NSIKAYETHU S	3	4	168	146	86.9	19	162	145	89.5	16	160	136	85.0	
500238354	5311130	NSONGENI S	1	6	5	5	100.0	27	8	5	62.5	9	9	9	100.0	

KWAZULU NATAL

District Name	EMIS No	Centre No	Centre Name	Quintile	2017				2018				2019			
					No Progressed	Wrote	Achieved	% Achieved	No Progressed	Wrote	Achieved	% Achieved	No Progressed	Wrote	Achieved	% Achieved
UMGUNGUNDLOVU	500241906	5311228	NYONITHWELE S	3	7	123	104	84.6	5	101	85	84.2	81	158	119	75.3
	500244015	5311229	ONVERWAG COMBINED	2	36	9	7	77.8	30	14	7	50.0	9	13	10	76.9
	500248048	5311429	PHAYIPHINI S	2	18	55	55	100.0	14	73	60	82.2	27	60	58	96.7
	500250342	5311319	PIETERMARITZBURG GIRLS' H	5	0	225	224	99.6	0	222	222	100.0	0	224	224	100.0
	500253894	5311430	QOQISIZWE H	3	8	56	52	92.9	48	129	88	68.2	56	110	58	52.7
	500254671	5311230	RAISETHORPE S	5	3	186	185	99.5	2	225	218	96.9	4	194	181	93.3
	500255633	5311320	RICHMOND COMBINED	5	2	90	38	42.2	3	71	37	52.1	20	66	40	60.6
	500256632	5311231	RUSSEL H	5	3	97	93	95.9	0	96	89	92.7	0	100	96	96.0
	500260258	5311131	SENZAKAHLE S	2	3	8	5	62.5	1	20	9	45.0	8	11	6	54.5
	500261442	5311431	SHAYABANTU H	3	11	19	15	78.9	20	23	21	91.3	43	22	20	90.9
	500262589	5311438	SIBANESIHLE H	3	12	21	12	57.1	8	25	9	36.0	6	20	17	85.0
	500263218	5311232	SIBONGUMBOMVU COMBINED	1	10	19	19	100.0	11	21	13	61.9	29	18	8	44.4
	500263292	5311133	SIBONGUMUSA H	2	32	62	51	82.3	51	49	35	71.4	43	48	40	83.3
	500265105	5311134	SIKHULILE S	2	23	22	19	86.4	43	42	12	28.6	45	36	29	80.6
	500265179	5311432	SIKHULULIWE S	3	20	28	22	78.6	19	41	32	78.0	25	30	27	90.0
	500265660	5311233	SILVER HEIGHTS S	5	0	130	128	98.5	0	164	146	89.0	17	151	130	86.1
	500266067	5311433	SIMINZA H	2	9	11	8	72.7	36	16	16	100.0	16	14	13	92.9
	500268139	5311321	SIQONGWENI S	4	0	82	71	86.6	8	118	98	83.1	13	102	91	89.2
	500269619	5311322	SIYAHLOMULA S	3	30	98	52	53.1	37	68	53	77.9	48	67	59	88.1
	500269952	5311434	SIYANDA S	3	40	127	111	87.4	45	98	92	93.9	34	125	106	84.8
	500270507	5311435	SIYAZAMA S	2	31	26	24	92.3	32	19	14	73.7	14	12	10	83.3
	500272320	5311234	SMERO S	3	15	117	94	80.3	10	147	88	59.9	11	125	101	80.8
	500272468	5311323	SOBANTU S	3	19	78	57	73.1	16	111	72	64.9	20	72	64	88.9
	500226477	5311135	ST JOSEPHS S	3	7	25	21	84.0	28	25	17	68.0	30	17	10	58.8
	500278388	5311324	SUKUMA COMPREHENSIVE	4	8	52	51	98.1	27	66	63	95.5	29	65	64	98.5
	500279128	5311136	SWAYIMANA H	2	62	40	25	62.5	69	19	17	89.5	32	29	20	69.0
	500279794	5311235	TENDELA COMBINED	3	6	2	2	100.0	4	6	6	100.0	11	5	4	80.0
	500282347	5311137	THOKOZWAYO S	2	5	12	12	100.0	12	29	18	62.1	4	19	17	89.5
	500304806	5311138	THOLIZWE S	2	28	64	46	71.9	62	60	46	76.7	66	47	39	83.0
	500275169	5311139	THUTHUKISA S	1	2	5	3	60.0	10	12	5	41.7	16	8	3	37.5
	500284863	5311140	TRUSTFEED COMBINED	3	19	51	29	56.9	100	26	18	69.2	63	14	12	85.7
	0	5514000	UMGUNGUNDLOVU CENTRE	9	32	49	21	42.9	9	68	30	44.1	18	54	28	51.9
	0	5514001	UMGUNGUNDLOVU CENTRE 2	9					28	23	10	43.5	22	22	4	18.2
	500497539	5311148	UMINATHI CHRISTIAN COLLEGE	9									4	21	13	61.9
	500288378	5311325	UMLULAMA S	3	39	36	31	86.1	89	57	45	78.9	51	68	49	72.1
	500289118	5311237	UMTHOMBO S	4	23	29	29	100.0	0	53	29	54.7	13	41	37	90.2
	500289192	5311436	UMTHOQOTHO H	3	33	106	74	69.8	15	131	97	74.0	25	106	95	89.6
	500443926	5311333	UMVUZO S	3	35	80	59	73.8	55	108	76	70.4	65	89	64	71.9
	500289969	5311141	UNOBHALA H	3	10	46	42	91.3	13	42	32	76.2	29	74	64	86.5
	500292633	5311238	VOORTREKKER H	5	1	106	101	95.3	0	130	123	94.6	0	96	90	93.8
500294594	5311142	WARTBURG-KIRCHDORF	4	0	42	42	100.0	0	49	48	98.0	0	29	27	93.1	
500295778	5311239	WESTON AGRICULTURAL COLLEGE	4	0	26	22	84.6	0	29	24	82.8	0	25	21	84.0	

KWAZULU NATAL

District Name	EMIS No	Centre No	Centre Name	Quintile	2017				2018				2019			
					No Progressed	Wrote	Achieved	% Achieved	No Progressed	Wrote	Achieved	% Achieved	No Progressed	Wrote	Achieved	% Achieved
UMGUNGUNDLOVU	500296370	5311331	WILLOWFOUNTAIN INTERMEDIATE	3	18	51	41	80.4	59	26	16	61.5	10	17	16	94.1
	500297184	5311240	WOODLANDS S	5	2	148	105	70.9	0	137	102	74.5	17	179	110	61.5
	500298109	5311143	YISE H	2	3	23	14	60.9	5	25	10	40.0	7	20	12	60.0
	500298775	5311327	ZAMAZULU S	4	55	98	69	70.4	55	101	69	68.3	51	98	62	63.3
	500299774	5311328	ZIBUKEZULU TECHNICAL	4	33	29	27	93.1	25	22	19	86.4	19	20	19	95.0
	500301550	5311437	ZUZULWAZI JS	3	2	26	15	57.7	28	22	20	90.9	9	27	23	85.2
UMKHANYAKUDE	500101824	5111201	AMANDLA H	2	38	34	31	91.2	0	16	15	93.8	8	51	34	66.7
	500310874	5111202	AMANDLETHU JS	2	15	104	102	98.1	33	203	196	96.6	67	113	100	88.5
	500103970	5111101	ASIPHIKELELE S	2	9	43	38	88.4	0	41	28	68.3	10	71	35	49.3
	500108706	5111203	BHEKINDLELA H	3	4	40	40	100.0	0	35	35	100.0	15	39	20	51.3
	500109446	5111301	BHEVULA H	1	11	50	33	66.0	0	42	37	88.1	0	49	41	83.7
	500109890	5111302	BHUKWANA H	1	13	35	33	94.3	0	38	30	78.9	0	44	38	86.4
	500110297	5111303	BIVA COMBINED	2	2	78	68	87.2	2	65	52	80.0	5	53	36	67.9
	500319939	5111102	BONGA S	1	15	58	32	55.2	0	64	36	56.3	0	67	26	38.8
	500113553	5111103	BUKIMVELO H	1	17	40	25	62.5	0	56	46	82.1	9	38	36	94.7
	500119029	5111104	CWAKEME S	2	3	45	44	97.8	0	83	63	75.9	14	67	60	89.6
	500443334	5111149	DLILANGA S	3	18	100	95	95.0	0	106	100	94.3	15	109	104	95.4
	500411144	5111204	DUMANGEZE S	1	25	62	41	66.1	0	62	36	58.1	16	59	38	64.4
	500131942	5111305	EMBETHA S	2	11	12	11	91.7	9	10	10	100.0	0	9	8	88.9
	500132349	5111153	EMCHAKWENI HIGH	2	41	94	61	64.9	19	66	51	77.3	37	93	73	78.5
	500135013	5111105	EMTHULASIZWE H	2	8	18	14	77.8	0	17	12	70.6	5	14	14	100.0
	500139416	5111106	EQAKWINI H	1	0	67	55	82.1	0	63	56	88.9	0	64	59	92.2
	500311022	5111307	ESIGEDENI JS	1	4	33	31	93.9	0	54	34	63.0	0	49	27	55.1
	500141118	5111308	ESIPHONDWENI H	1	19	109	89	81.7	0	111	101	91.0	0	133	119	89.5
	500141340	5111107	ESIQIWINI S	2	9	53	48	90.6	2	56	51	91.1	31	56	56	100.0
	500143190	5111309	EZIBUKWENI S	2	43	136	101	74.3	12	118	107	90.7	18	102	82	80.4
	500143227	5111108	EZIFUNDENI H	1	52	30	23	76.7	0	42	31	73.8	22	32	29	90.6
	500316572	5111205	EZINHLABENI S	1	0	116	85	73.3	0	96	83	86.5	5	74	63	85.1
	500339586	5111206	GAMULA JS	1	7	11	10	90.9	0	16	8	50.0	8	14	6	42.9
	500320124	5111109	GILONKI S	1	0	35	33	94.3	0	32	28	87.5	0	49	46	93.9
	500150479	5111110	GODLOZA H	2	1	34	25	73.5	0	36	24	66.7	0	24	22	91.7
	500153439	5111207	HAMBISANANI H	2	3	101	88	87.1	0	114	92	80.7	0	94	85	90.4
	500442150	5111349	HHOYE S	1	11	33	33	100.0	0	71	67	94.4	26	70	68	97.1
	500333777	5111310	HLAZAZANE JS	1	6	16	8	50.0	1	22	20	90.9	3	17	16	94.1
	500162985	5111208	IDUNDUBALA S	2	16	8	0	0.0	0	9	5	55.6	0	6	6	100.0
	500171088	5111311	IGUGU LESIZWE S	2	31	520	424	81.5	30	642	492	76.6	17	598	417	69.7
	500160062	5111111	IKUSASALETHU S	2	19	133	110	82.7	0	130	122	93.8	0	222	195	87.8
	500441632	5111264	IMPALA S	2	4	37	21	56.8	0	22	15	68.2	12	24	24	100.0
	500163725	5111209	INGWAVUMA H	2	3	87	68	78.2	0	49	46	93.9	0	62	58	93.5
	500147926	5111312	INJULA COMBINED	2	9	108	60	55.6	16	103	62	60.2	2	118	92	78.0
	500167684	5111210	ISICELOSETHU H	2	3	109	66	60.6	0	97	65	67.0	29	103	74	71.8
	500168535	5111211	ISIPHOSETHU SS	2	16	55	51	92.7	7	81	44	54.3	20	49	37	75.5
500310467	5111212	ISIVUNGUVUNGU JS	1	4	41	24	58.5	0	59	41	69.5	17	39	39	100.0	
500169238	5111112	ISOLESIZWE SS	1	0	66	46	69.7	12	88	29	33.0	7	52	35	67.3	
500327376	5111213	JEVU JS	1	26	128	87	68.0	10	151	107	70.9	18	176	145	82.4	

KWAZULU NATAL

District Name	EMIS No	Centre No	Centre Name	Quintile	2017				2018				2019			
					No Progressed	Wrote	Achieved	% Achieved	No Progressed	Wrote	Achieved	% Achieved	No Progressed	Wrote	Achieved	% Achieved
UMKHANYAKUDE	500310911	5111313	JIKIJELA JS	2	11	66	49	74.2	0	46	38	82.6	0	48	44	91.7
	500400525	5111261	JOHN WESLEY KOSI BAY PRIVATE	9	0	40	40	100.0	0	55	55	100.0	0	77	76	98.7
	500310948	5111314	JUSTICE NXUMALO S	1	4	110	84	76.4	0	85	83	97.6	4	56	56	100.0
	500444629	5111354	KHINDI JOBE JS	1					6	45	28	62.2	11	42	26	61.9
	500304917	5111214	KHOBONGO JS	1	0	23	19	82.6	4	13	6	46.2	3	17	8	47.1
	500448847	5111151	KINGDOM CHRISTIAN COLLEGE	9	0	38	38	100.0	0	38	28	73.7	0	30	28	93.3
	500177637	5111113	KUFEZEKILE S	1	17	87	61	70.1	13	46	36	78.3	10	108	79	73.1
	500309764	5111315	KWABAMBA JS	1	20	17	14	82.4	5	11	6	54.5	6	10	9	90.0
	500178969	5111114	KWABULAWAYO S	2	5	42	33	78.6	0	55	31	56.4	0	67	50	74.6
	500179524	5111317	KWAGIBA H	2	9	102	74	72.5	0	60	50	83.3	14	216	133	61.6
	500178118	5111115	KWAGXABA S	1	1	22	15	68.2	6	36	30	83.3	9	23	22	95.7
	500185481	5111216	LANGELIHLE H	1	25	79	56	70.9	7	36	27	75.0	4	59	41	69.5
	500186369	5111318	LIFALETHU S	1	14	21	11	52.4	1	37	24	64.9	0	23	13	56.5
	500441669	5111255	LUBELO S	2	2	25	24	96.0	0	37	31	83.8	4	51	29	56.9
	500446220	5111254	LUBHOKO COMPREHENSIVE H	1	5	79	69	87.3	0	56	52	92.9	0	106	78	73.6
	500189773	5111319	MABANDLENI H	1	4	98	90	91.8	20	86	69	80.2	10	102	87	85.3
	500310134	5111320	MADLAKA JS	2	6	7	7	100.0	6	10	9	90.0	1	12	10	83.3
	500191586	5111116	MADWALENI S	2	0	96	66	68.8	80	50	47	94.0	11	98	80	81.6
	500194398	5111321	MAKHASA H	2	0	39	38	97.4	0	45	45	100.0	20	42	42	100.0
	500194916	5111322	MALABELA JS	1	0	69	50	72.5	19	54	46	85.2	10	57	49	86.0
	500309912	5111217	MALOBENI H	1	7	19	16	84.2	4	17	13	76.5	10	36	20	55.6
	500197025	5111323	MANGWAZANA S	2	12	47	43	91.5	6	34	31	91.2	10	46	44	95.7
	500309949	5111218	MANHLENGA JS	1	11	12	11	91.7	0	29	18	62.1	24	21	18	85.7
	500310023	5111324	MANKENKE JS	1	6	41	27	65.9	1	63	28	44.4	2	28	15	53.6
	500325304	5111325	MANTINTI H	1	2	8	7	87.5	0	11	11	100.0	17	16	7	43.8
	500200170	5111219	MASHALAZA H	1	13	87	76	87.4	0	97	80	82.5	7	84	71	84.5
	500200799	5111117	MASIBONISANE S	2	23	163	147	90.2	0	157	141	89.8	27	118	111	94.1
	500202464	5111220	MAVELA H	1	8	209	163	78.0	13	162	115	71.0	11	147	117	79.6
	500202649	5111326	MAVUSO H	1	1	66	42	63.6	3	40	40	100.0	5	44	41	93.2
	500202908	5111118	MAWOMBE S	2	21	43	34	79.1	0	32	24	75.0	19	13	12	92.3
	500204721	5111119	MBONGENI H	1	8	29	25	86.2	8	23	19	82.6	6	16	16	100.0
	500204869	5111120	MBOPHA H	3	0	180	89	49.4	0	136	105	77.2	0	119	99	83.2
	500206127	5111221	MDLADLA H	1	2	66	49	74.2	0	53	48	90.6	2	120	101	84.2
	500304362	5111327	MDOLOMBA JS	2	22	41	28	68.3	13	45	24	53.3	9	39	37	94.9
	500206497	5111328	MDUKU H	2	0	134	92	68.7	0	201	127	63.2	23	94	93	98.9
	500206919	5111121	MDUNGANDLOVU H	2	27	33	26	78.8	19	34	29	85.3	25	29	26	89.7
	500209864	5111122	MGWAZENI S	3	55	63	47	74.6	0	87	73	83.9	6	117	93	79.5
	500210641	5111223	MHLUPHEKI JS	1	26	27	23	85.2	0	36	24	66.7	19	40	27	67.5
	500211455	5111329	MJINDI S	1	20	73	68	93.2	3	53	46	86.8	6	117	91	77.8
	500211640	5111123	MKHALIPHI H	1	14	87	78	89.7	0	89	71	79.8	43	61	60	98.4
500314426	5111224	MLINGO H	2	5	21	13	61.9	0	18	7	38.9	1	21	13	61.9	
500213083	5111330	MMEMEZI S	2	16	33	31	93.9	8	29	25	86.2	14	33	23	69.7	
500213120	5111124	MMISO H	2	10	40	33	82.5	0	42	23	54.8	0	75	41	54.7	
500213675	5111331	MNTANENKOSI H	1	4	96	58	60.4	0	56	41	73.2	1	65	63	96.9	

KWAZULU NATAL

District Name	EMIS No	Centre No	Centre Name	Quintile	2017				2018				2019			
					No Progressed	Wrote	Achieved	% Achieved	No Progressed	Wrote	Achieved	% Achieved	No Progressed	Wrote	Achieved	% Achieved
UMKHANYAKUDE	500215229	5111332	MOSES ZIKHALI S	2	8	80	78	97.5	0	94	91	96.8	0	85	83	97.6
	500216857	5111333	MPIYAKHE H	2	23	44	40	90.9	0	55	43	78.2	44	43	43	100.0
	500218374	5111334	MSHANGUZANA H	1	3	44	22	50.0	0	28	17	60.7	17	27	15	55.6
	500309875	5111225	MSHUDU JS	1	19	38	38	100.0	0	61	60	98.4	0	74	68	91.9
	500218744	5111226	MSIYANE H	2	7	79	58	73.4	0	105	74	70.5	1	72	56	77.8
	500441484	5111352	MTHAMBALALA S	1	10	43	15	34.9	14	31	18	58.1	2	15	15	100.0
	500327598	5111227	MTHANTI COMMERCIAL and TECHNICAL S	2	21	49	17	34.7	0	32	18	56.3	0	31	20	64.5
	500219854	5111228	MTSHAKELA H	1	9	47	41	87.2	1	46	42	91.3	0	58	41	70.7
	500327265	5111229	MTSHELEKWANE S	1	3	33	25	75.8	2	30	19	63.3	7	46	33	71.7
	500334776	5111152	MTUBA CHRISTIAN ACADEMY	9	0	8	8	100.0	0	4	4	100.0	0	16	16	100.0
	500443556	5111148	MTUBATUBA H	3	0	55	46	83.6	7	86	62	72.1	3	71	46	64.8
	500220372	5111335	MTWAZI COMBINED	2	24	67	64	95.5	0	68	63	92.6	9	100	92	92.0
	500442187	5111260	MVUZOMUHLE S	3	19	14	4	28.6	0	12	12	100.0	0	22	15	68.2
	500441891	5111257	MZIBULI S	1	0	51	42	82.4	0	92	46	50.0	0	61	48	78.7
	500222999	5111230	NAMANENI H	1	42	116	88	75.9	17	128	111	86.7	26	135	120	88.9
	500223147	5111231	NANSINDLELA COMBINED	4	10	28	21	75.0	0	21	18	85.7	1	16	11	68.8
	500336996	5111125	NDABAZAMANINA H	1	2	40	33	82.5	0	49	39	79.6	0	52	50	96.2
	500224331	5111126	NDABEZIPHEZULU S	1	16	35	23	65.7	13	64	46	71.9	27	64	51	79.7
	500224590	5111232	NDAMKANE H	2	0	45	37	82.2	0	39	34	87.2	2	40	31	77.5
	500225034	5111127	NDIMANDE H	1	5	56	23	41.1	11	24	19	79.2	12	23	12	52.2
	500225959	5111233	NDUMO S	2	63	138	65	47.1	14	93	56	60.2	36	90	65	72.2
	500227476	5111234	NGAZINI JS	2	5	44	35	79.5	0	59	45	76.3	10	75	59	78.7
	500227809	5111128	NGEBEZA H	2	3	56	40	71.4	0	67	48	71.6	0	120	73	60.8
	500229807	5111336	NHLAMBANYATHI JS	2	5	16	16	100.0	1	49	43	87.8	0	19	19	100.0
	500341362	5111235	NHLANGE JS	2	11	40	38	95.0	0	39	36	92.3	4	42	37	88.1
	500310393	5111236	NHLANHLIVELE JS	1	6	15	13	86.7	0	16	9	56.3	6	28	20	71.4
	500230214	5111129	NHLIZIYO S	2	13	38	35	92.1	7	25	23	92.0	8	18	18	100.0
	500446183	5111347	NKANYISO S	1	6	22	7	31.8	0	15	6	40.0	5	22	7	31.8
	500232064	5111130	NKODIBE S	3	25	149	117	78.5	0	148	106	71.6	38	130	116	89.2
	500443593	5111150	NKOMBOSE S	3	4	127	85	66.9	0	126	81	64.3	29	121	102	84.3
	500232545	5111131	NKOSANA H	2	22	60	42	70.0	27	54	35	64.8	27	55	45	81.8
	500307396	5111132	NKOSIKAYINGANGATHI S	2	17	55	50	90.9	0	51	48	94.1	36	65	58	89.2
	500233544	5111337	NOBIYA H	1	3	25	18	72.0	10	14	8	57.1	12	21	21	100.0
	500233692	5111237	NODINEKA JS	1	0	160	137	85.6	0	143	128	89.5	0	121	113	93.4
	500234617	5111133	NOMATHIYA S	3	24	116	79	68.1	0	127	86	67.7	5	137	80	58.4
	500235357	5111134	NONDUMISO S	2	7	62	34	54.8	0	65	48	73.8	0	57	52	91.2
	500236689	5111238	NOTHANDO H	1	42	62	55	88.7	0	62	50	80.6	0	81	54	66.7
	500326044	5111239	NQOBIZAZI JS	2	8	32	28	87.5	1	47	28	59.6	3	45	33	73.3
	500237836	5111240	NSALAMANGA H	1	28	56	53	94.6	0	39	38	97.4	10	44	43	97.7
	500239205	5111135	NTAMINEMIDWA H	1	0	16	12	75.0	8	28	16	57.1	4	10	8	80.0
	500310541	5111338	NTSHINGWAYO S	2	6	30	17	56.7	0	42	26	61.9	0	19	16	84.2
	500240759	5111339	NTSINDE COMMERCIAL H	2	15	38	38	100.0	17	49	48	98.0	40	62	61	98.4
495356	5111355	NTULABAKAYISE SECONDARY SCHOOL	0					0	20	20	100.0	8	45	45	100.0	
500309986	5111241	NYAMANE S	2	4	42	39	92.9	6	45	40	88.9	4	55	47	85.5	

KWAZULU NATAL

District Name	EMIS No	Centre No	Centre Name	Quintile	2017				2018				2019			
					No Progressed	Wrote	Achieved	% Achieved	No Progressed	Wrote	Achieved	% Achieved	No Progressed	Wrote	Achieved	% Achieved
UMKHANYAKUDE	500248973	5111136	PHIWAMANDLA S	1	20	52	32	61.5	1	40	26	65.0	0	36	25	69.4
	500441965	5111263	PHUMLANI S	2	12	47	32	68.1	0	30	24	80.0	20	92	40	43.5
	500250083	5111242	PHUNGAZA H	1	0	64	43	67.2	0	64	33	51.6	0	90	54	60.0
	500310430	5111243	QOSHAMA SS	2	0	33	29	87.9	0	34	15	44.1	5	45	12	26.7
	500325045	5111340	SANDLASENKOSI S	2	8	16	16	100.0	9	13	7	53.8	0	17	17	100.0
	500261553	5111244	SHAYINA H	2	9	103	84	81.6	0	68	64	94.1	0	90	88	97.8
	500261849	5111245	SHENGEZA H	1	17	57	50	87.7	6	74	50	67.6	0	98	78	79.6
	500307433	5111137	SHIYINKOSI S	3	9	47	34	72.3	0	38	31	81.6	0	63	51	81.0
	500262848	5111246	SIBHAMU H	1	10	53	26	49.1	0	43	21	48.8	19	60	42	70.0
	500307470	5111138	SIBONGASONKE JS	1	17	54	44	81.5	0	71	57	80.3	0	66	62	93.9
	319717	5111154	SILETHIMFUNDO SECONDARY SCHOOL	3									0	21	18	85.7
	500324675	5111139	SILETHUKUKHANYA H	3	13	114	100	87.7	13	111	100	90.1	0	145	105	72.4
	500266548	5111341	SINETHEZEKILE COMBINED	2	12	453	382	84.3	6	307	304	99.0	52	365	357	97.8
	500267695	5111140	SIPHOSABADLETSHE H	1	26	114	70	61.4	1	94	67	71.3	32	93	71	76.3
	500341325	5111247	SITHEMBINHLANHLA S	1	16	74	53	71.6	0	54	48	88.9	25	43	43	100.0
	500442076	5111256	SIYAKHULA S	2	0	41	22	53.7	0	21	12	57.1	0	28	19	67.9
	500445998	5111348	SIYAPHAMBILI S	2	54	24	18	75.0	0	22	16	72.7	12	24	19	79.2
	500270211	5111141	SIYAQALA S	2	11	33	26	78.8	1	57	39	68.4	0	51	43	84.3
	500270655	5111142	SIYELULAMA H	2	5	84	36	42.9	0	48	23	47.9	25	58	39	67.2
	500271025	5111248	SIZAMINQUBEKO COMBINED	2	21	75	58	77.3	0	63	54	85.7	0	66	61	92.4
	500273060	5111143	SOMFULA S	2	25	115	82	71.3	1	121	79	65.3	0	122	83	68.0
	500277722	5111249	STAR OF THE SEA H	2	8	87	86	98.9	0	92	89	96.7	0	82	82	100.0
	500313945	5111342	SUKASAMBE JS	1	11	13	8	61.5	2	22	20	90.9	1	18	17	94.4
	500281163	5111144	THEKELISULWAZI S	2	5	22	12	54.5	0	19	14	73.7	3	16	13	81.3
	500283050	5111250	THONGWANA JS	1	90	398	312	78.4	83	406	331	81.5	166	425	385	90.6
	500283457	5111145	THULASIBONE H	1	11	12	12	100.0	10	7	7	100.0	13	14	14	100.0
	0	5111262	UBOMBO TECHNICAL & COMMERCIAL	9	3	575	500	87.0	0	645	524	81.2	0	706	556	78.8
	500287305	5111146	UMFOLOZI H	4	42	144	112	77.8	0	143	103	72.0	26	155	137	88.4
	500307655	5111147	VEZOBALA JS	2	18	140	79	56.4	12	68	53	77.9	12	140	127	90.7
	500293003	5111343	VUKANI-BANTWANA H	1	0	53	23	43.4	1	21	11	52.4	3	52	37	71.2
500310800	5111251	VULAKWENILE JS	2	38	94	61	64.9	4	85	55	64.7	6	118	67	56.8	
500442002	5111258	ZAMINTUTHUKO S	1	10	55	44	80.0	29	49	40	81.6	13	55	46	83.6	
500299256	5111252	ZANDLAZETHU H	2	0	81	62	76.5	0	63	57	90.5	10	66	48	72.7	
500299515	5111344	ZENZELENI S	2	99	92	88	95.7	2	79	70	88.6	1	89	86	96.6	
500442039	5111350	ZIMELE S	3	15	16	16	100.0	10	22	13	59.1	8	33	24	72.7	
500301143	5111253	ZOMBIZWE H	2	22	31	23	74.2	1	16	15	93.8	32	19	16	84.2	
500325267	5111346	ZWILENKOSI JS	1	2	21	16	76.2	0	17	13	76.5	0	13	9	69.2	
500305916	5411301	ADAMS COLLEGE	4	0	116	111	95.7	25	111	110	99.1	16	259	249	96.1	
500100085	5411101	AJ MWELASE S	4	36	59	35	59.3	18	70	33	47.1	19	61	42	68.9	
500187368	5411201	AL-FALAAH COLLEGE	9	0	73	73	100.0	0	70	70	100.0	0	77	77	100.0	
500102231	5411302	AMANZIMTOTI H	5	0	119	115	96.6	0	129	128	99.2	0	150	148	98.7	
500103304	5411102	APOLLO S	5	7	60	58	96.7	3	100	87	87.0	0	87	82	94.3	
500103526	5411103	ARENA PARK S	5	0	180	177	98.3	0	176	167	94.9	0	213	204	95.8	
500104118	5411104	ASOKA S	4	0	99	71	71.7	7	116	48	41.4	2	86	40	46.5	

UMKHANYAKUDE

UMLAZI

KWAZULU NATAL

District Name	EMIS No	Centre No	Centre Name	Quintile	2017				2018				2019			
					No Progressed	Wrote	Achieved	% Achieved	No Progressed	Wrote	Achieved	% Achieved	No Progressed	Wrote	Achieved	% Achieved
UMLAZI	500104451	5411512	AVOCA SECONDARY SCHOOL	5	12	120	76	63.3	2	171	104	60.8	0	128	90	70.3
	500106745	5411203	BECHET S	5	0	161	137	85.1	0	168	138	82.1	0	181	154	85.1
	500400821	5411256	BLUFF CHRISTIAN ACADEMY	9	0	11	10	90.9	0	4	4	100.0	0	9	9	100.0
	500110889	5411204	BONELA S	4	2	123	74	60.2	16	129	68	52.7	38	101	63	62.4
	500112295	5411105	BRETTONWOOD H	5	10	120	106	88.3	4	126	119	94.4	2	131	126	96.2
	500112480	5411106	BRINDHAVAN S	4	8	94	64	68.1	14	76	55	72.4	34	40	26	65.0
	500113775	5411205	BURNWOOD S	5	12	152	122	80.3	1	158	119	75.3	0	146	129	88.4
	500489880	5411146	CAMELOT COLLEGE	9	1	8	7	87.5	1	7	7	100.0	1	6	6	100.0
	500115625	5411206	CENTENARY S	5	9	170	144	84.7	3	187	167	89.3	0	142	119	83.8
	500116069	5411303	CHARLES SABELO H	3	14	32	16	50.0	36	39	27	69.2	39	40	32	80.0
	500116143	5411107	CHATSWORTH S	5	12	27	21	77.8	8	5	3	60.0	5	15	11	73.3
	500342657	5411207	CHESTERVILLE EXTENSION S	5	34	128	123	96.1	6	97	95	97.9	15	101	100	99.0
	500116254	5411208	CHESTERVILLE S	3	40	144	116	80.6	59	109	90	82.6	64	130	98	75.4
	500116846	5411401	CLAIRWOOD S	5	0	155	90	58.1	26	153	99	64.7	14	152	133	87.5
	500328079	5411210	CRESCENT GIRLS' H	9	0	55	54	98.2	0	55	54	98.2	0	43	43	100.0
	500118696	5411109	CROSSMOOR S	4	1	188	183	97.3	1	158	148	93.7	0	177	169	95.5
	500119917	5411211	DANVILLE PARK GIRLS' H	5	0	128	128	100.0	0	145	145	100.0	0	147	147	100.0
	500122137	5411402	DLOKO H	3	44	54	43	79.6	44	35	25	71.4	42	25	22	88.0
	0	5511000	DOKKIES	0					0	18	12	66.7	6	219	104	47.5
	500123284	5411304	DR NEMBULA H	3	51	36	24	66.7	42	38	30	78.9	40	34	19	55.9
	500443038	5411143	DUMISANI MAKHAYE H	3	0	122	92	75.4	2	161	61	37.9	29	125	81	64.8
	500121656	5411212	DURBAN ACADEMY H	5	0	100	78	78.0	0	103	90	87.4	0	91	88	96.7
	500125245	5411110	DURBAN GIRLS' H	5	4	236	236	100.0	7	218	218	100.0	4	223	223	100.0
	500125282	5411214	DURBAN GIRLS' S	5	4	95	90	94.7	0	118	114	96.6	0	176	170	96.6
	500125356	5411215	DURBAN H	5	2	150	149	99.3	0	183	175	95.6	2	162	160	98.8
	500448218	5411253	DURBAN MATRIC & FET ACADEMY	9									3	10	9	90.0
	500100529	5411216	DURBAN NORTH COLLEGE	5	0	75	73	97.3	1	71	67	94.4	1	64	63	98.4
	500114515	5411108	EDEN COLLEGE DURBAN	9									0	34	34	100.0
	500127132	5411217	EFFINGHAM S	4	0	142	131	92.3	0	130	120	92.3	0	115	109	94.8
	500129463	5411403	EKWAZINI H	4	12	136	77	56.6	17	139	93	66.9	14	110	94	85.5
	500132016	5411404	EMBIZWENI H	3	16	130	67	51.5	4	138	79	57.2	26	92	70	76.1
	500135531	5411405	ENALENI S	4	2	121	85	70.2	22	95	59	62.1	18	93	61	65.6
	500342583	5411306	ESIZIBENI SIVANANDA VASWANI COMP H	3	14	194	146	75.3	148	158	105	66.5	105	139	114	82.0
	500144152	5411218	FAIRVALE S	5	4	151	97	64.2	39	116	94	81.0	65	142	97	68.3
	500145188	5411307	FOLWENI H	3	111	148	77	52.0	36	93	58	62.4	53	123	76	61.8
	500305620	5411308	FUNDINDUKU S	3	22	57	25	43.9	25	45	19	42.2	41	76	20	26.3
	500146261	5411219	FUTURA H	9	6	125	73	58.4	21	97	63	64.9	0	81	48	59.3
	500147001	5411406	GANGES S	4	19	202	146	72.3	20	178	115	64.6	0	179	137	76.5
	500148185	5411220	GEORGE CAMPBELL TECHNICAL H	5	4	154	131	85.1	7	133	109	82.0	17	128	104	81.3
	500149702	5411111	GLENOVER S	5	18	53	24	45.3	21	50	19	38.0	22	45	32	71.1
500149924	5411112	GLENWOOD H	5	0	181	175	96.7	0	193	183	94.8	0	160	155	96.9	
500152144	5411221	GROSVENOR BOYS' H	5	0	64	52	81.3	0	71	46	64.8	0	85	62	72.9	

KWAZULU NATAL

District Name	EMIS No	Centre No	Centre Name	Quintile	2017				2018				2019			
					No Progressed	Wrote	Achieved	% Achieved	No Progressed	Wrote	Achieved	% Achieved	No Progressed	Wrote	Achieved	% Achieved
UMLAZI	500152181	5411222	GROSVENOR GIRLS` H	5	0	132	129	97.7	0	126	122	96.8	0	126	115	91.3
	500153513	5411309	HAMILTON MAKHANYA S	3	70	24	12	50.0	32	36	22	61.1	26	29	20	69.0
	500155548	5411223	HILLGROVE S	5	38	189	106	56.1	16	128	100	78.1	25	136	114	83.8
	500302253	5411142	HOLY FAMILY COLLEGE	9	0	44	42	95.5	0	62	62	100.0	0	27	25	92.6
	500125171	5411224	HUNT ROAD S	5	3	67	52	77.6	4	72	57	79.2	14	76	64	84.2
	500430273	5411246	ICESA MATRIC SCHOOL	9	1	34	13	38.2	0	14	7	50.0	0	12	9	75.0
	500159544	5411407	IGAGASI H	4	0	166	91	54.8	74	88	69	78.4	86	80	69	86.3
	500418137	5411113	IHSAAN BOYS` COLLEGE	9	0	13	12	92.3	0	10	9	90.0	0	11	11	100.0
	500413993	5411114	IHSAAN GIRLS` COLLEGE	9	0	27	27	100.0	0	48	48	100.0	0	33	33	100.0
	500448107	5411255	INTUITION COLLEGE	9	12	10	2	20.0	0	3	1	33.3	0	12	3	25.0
	500168720	5411409	ISIPINGO S	4	1	179	165	92.2	0	188	155	82.4	0	168	155	92.3
	500168905	5411311	ISISUSA S	1	19	50	13	26.0	6	43	25	58.1	33	27	19	70.4
	500444148	5411249	ISLAMIC DAWAH COLLEGE	9									0	20	17	85.0
	500169201	5411312	ISOLEMAMBA S	2	2	119	93	78.2	2	103	101	98.1	18	174	157	90.2
	500173789	5411115	KHARWASTAN S	5	3	197	186	94.4	0	151	142	94.0	0	199	177	88.9
	500183335	5411116	KING SHAKA H	4	54	93	44	47.3	28	83	39	47.0	15	74	60	81.1
	500176157	5411314	KINGSWAY H	5	0	204	197	96.6	0	197	192	97.5	0	198	195	98.5
	500177970	5411315	KUSWAG	5	0	86	84	97.7	0	61	60	98.4	0	67	67	100.0
	500180412	5411316	KWAMAKHUTHA COMPREHENSIVE H	4	74	158	128	81.0	106	162	106	65.4	25	114	87	76.3
	500180782	5411410	KWAMATHANDA H	4	48	54	32	59.3	56	30	24	80.0	35	32	24	75.0
	500181115	5411411	KWAMGAGA H	4	54	139	86	61.9	15	82	59	72.0	31	81	64	79.0
	500183261	5411117	KWASANTI PUBLIC S	3	47	153	133	86.9	61	229	186	81.2	75	181	158	87.3
	500184889	5411225	LAKEHAVEN S	5	7	71	57	80.3	0	67	57	85.1	0	54	47	87.0
	500185074	5411118	LAMONTVILLE H	4	54	182	120	65.9	68	122	108	88.5	55	166	149	89.8
	500188367	5411317	LUGOBE S	3	61	75	32	42.7	26	91	40	44.0	0	58	34	58.6
	500191845	5411412	MAFUMBUKA H	4	5	100	55	55.0	8	69	28	40.6	10	98	73	74.5
	500194842	5411413	MAKHUMBUZA H	3	45	153	94	61.4	24	96	83	86.5	24	106	77	72.6
	500199245	5411119	MARGOT FONTEIN S	2	18	179	147	82.1	129	171	138	80.7	113	160	124	77.5
	500199874	5411120	MARKLANDS S	5	14	113	71	62.8	1	74	59	79.7	0	110	82	74.5
	500305879	5411318	MASAKHANENI SS	4	29	121	85	70.2	80	131	51	38.9	13	103	37	35.9
	500262515	5411330	MASIBAMBANE S	3	81	109	93	85.3	60	75	51	68.0	34	111	69	62.2
	500201169	5411414	MASON LINCOLN SPECIAL	9	4	12	4	33.3	8	6	4	66.7	7	12	10	83.3
	500306212	5411744	MATHINTA SECONDARY SCHOOL	3	23	76	47	61.8	91	45	37	82.2	70	38	36	94.7
	500340807	5411226	MAYVILLE S	3	67	137	86	62.8	25	69	56	81.2	46	82	70	85.4
	500203648	5411319	MBAMBANGWE S	3	9	51	28	54.9	20	53	24	45.3	0	75	46	61.3
	500205942	5411320	MCOTHOYI S	3	19	92	56	60.9	42	41	35	85.4	44	49	42	85.7
	500206867	5411121	MEADOWLANDS S	5	8	104	92	88.5	3	106	83	78.3	13	132	94	71.2
	500207681	5411415	MENZI H	4	17	126	126	100.0	5	212	212	100.0	24	151	151	100.0
	500207866	5411416	MEREBANK S	5	0	188	167	88.8	0	178	166	93.3	0	186	177	95.2
	500209975	5411321	MHAWU H	3	10	42	30	71.4	44	26	21	80.8	30	49	35	71.4
500213342	5411322	MNGANIWAKHE S	3	20	19	16	84.2	10	25	15	60.0	14	15	14	93.3	
500214526	5411122	MONTARENA S	4	0	97	58	59.8	5	67	36	53.7	6	57	49	86.0	
500215710	5411417	MOWAT PARK H	5	2	136	119	87.5	6	120	103	85.8	0	132	114	86.4	
500218966	5411323	MTHAMBO H	2	16	19	1	5.3	17	11	3	27.3	5	10	1	10.0	

KWAZULU NATAL

District Name	EMIS No	Centre No	Centre Name	Quintile	2017				2018				2019			
					No Progressed	Wrote	Achieved	% Achieved	No Progressed	Wrote	Achieved	% Achieved	No Progressed	Wrote	Achieved	% Achieved
UMLAZI	500222333	5411418	MZIWAMANDLA H	4	0	193	59	30.6	12	95	27	28.4	56	71	27	38.0
	500223332	5411324	NATHANIEL SABELO S	3	25	21	6	28.6	16	10	7	70.0	13	12	10	83.3
	500224960	5411325	NDEYA ZENEX S	3	16	38	17	44.7	27	35	21	60.0	8	37	15	40.5
	500225885	5411419	NDUKWENHLE H	4	30	44	31	70.5	11	62	38	61.3	23	32	31	96.9
	500226366	5411420	NEW FOREST H	5	1	136	134	98.5	1	151	150	99.3	0	143	140	97.9
	500226773	5411227	NEW WEST S	5	0	250	183	73.2	0	244	180	73.8	20	228	177	77.6
	500226958	5411123	NEWHAVEN S	4	15	116	107	92.2	8	91	75	82.4	8	75	65	86.7
	500234691	5411327	NOMAVIMBELA H	2	47	22	20	90.9	28	27	22	81.5	20	22	22	100.0
	500236319	5411228	NORTHLANDS GIRLS` H	5	2	135	135	100.0	0	139	139	100.0	0	131	131	100.0
	500236615	5411229	NORTHWOOD H	5	2	171	162	94.7	2	165	161	97.6	3	197	191	97.0
	500241166	5411328	NTWENHLE S	3	22	57	10	17.5	44	33	25	75.8	19	29	29	100.0
	500241277	5411329	NWABI H	3	15	71	37	52.1	29	60	29	48.3	49	36	35	97.2
	500341769	5411230	OAKRIDGE COLLEGE	9	0	24	22	91.7	0	21	20	95.2	0	19	18	94.7
	500243053	5411421	OGWINI COMPREHENSIVE	4	97	534	462	86.5	9	537	447	83.2	49	537	430	80.1
	500243571	5411422	OKUMHLOPHE SS	4	34	87	53	60.9	18	162	115	71.0	37	136	90	66.2
	500244089	5411124	OPEN AIR	9	2	15	15	100.0	0	23	21	91.3	1	18	17	94.4
	500244644	5411231	ORIENT ISLAMIC	9	0	122	119	97.5	0	82	82	100.0	0	118	118	100.0
	500245458	5411232	OVERPORT S	5	22	134	97	72.4	9	169	127	75.1	0	132	109	82.6
	500246272	5411233	PARKHILL S	5	12	175	127	72.6	0	164	130	79.3	0	156	113	72.4
	500247308	5411148	PHAKATHI SECONDARY	3	25	139	73	52.5	78	124	71	57.3	62	84	60	71.4
	500247567	5411424	PHAMBILI H	5	6	285	195	68.4	29	394	273	69.3	15	353	289	81.9
	500251008	5411125	PORT NATAL	5	0	37	36	97.3	0	49	49	100.0	0	46	43	93.5
	500245791	5411423	PR PATHER S	5	1	101	89	88.1	7	100	64	64.0	0	101	85	84.2
	500251896	5411126	PROTEA S	5	5	54	37	68.5	8	51	31	60.8	3	57	31	54.4
	500252747	5411425	QHILIKA S	4	42	191	129	67.5	29	190	121	63.7	31	251	185	73.7
	500254190	5411127	QUEENSBURGH GIRLS H	5	1	173	171	98.8	0	153	152	99.3	1	184	184	100.0
	500254116	5411128	QUEENSBURGH H	5	2	109	87	79.8	3	97	62	63.9	4	104	76	73.1
	500255189	5411426	REUNION S	4	20	126	74	58.7	21	123	82	66.7	23	89	77	86.5
	500255744	5411234	RIDGE PARK COLLEGE	5	0	193	190	98.4	0	225	223	99.1	0	214	208	97.2
	500255892	5411129	RISECLIFF S	5	14	86	64	74.4	10	62	50	80.6	11	58	54	93.1
	500255966	5411235	RIVERDENE S	5	130	109	75	68.8	23	61	42	68.9	35	112	81	72.3
	500256595	5411130	ROSSBURGH H	5	0	132	84	63.6	2	133	103	77.4	2	121	110	90.9
	500258889	5411236	SASTRI COLLEGE	5	0	181	166	91.7	6	164	154	93.9	1	171	162	94.7
	500340918	5411131	SATHYA SAI CHATSWORTH	9									0	19	17	89.5
	500305953	5411132	SAVANNAH PARK S	5	7	117	106	90.6	5	112	86	76.8	6	101	76	75.2
	500259703	5411237	SEA COW LAKE S	4	9	124	96	77.4	0	101	92	91.1	0	96	78	81.3
	500442853	5411247	SEASON'S ACADEMY	9	0	42	5	11.9	0	25	10	40.0	0	24	9	37.5
	500261294	5411133	SHALLCROSS S	5	2	25	21	84.0	0	15	13	86.7	5	17	15	88.2
	500262441	5411427	SHUMAYELA S	3	9	31	21	67.7	15	30	20	66.7	30	42	30	71.4
	500263662	5411331	SIBUSISIWE COMPREHEN-SIVE TECHNICAL H	4	0	203	190	93.6	5	230	226	98.3	23	251	237	94.4
500263958	5411332	SIDELILE H	4	12	159	137	86.2	91	149	140	94.0	34	143	127	88.8	
500265253	5411333	SIKWAMA H	3	18	36	31	86.1	25	16	15	93.8	32	36	35	97.2	
500267288	5411334	SIPHEPELE S	3	33	81	27	33.3	67	57	19	33.3	92	73	50	68.5	
500268287	5411428	SISHOSONKE H	4	24	48	39	81.3	17	27	21	77.8	12	30	27	90.0	
500269397	5411335	SIYABONGA S	2	0	155	125	80.6	45	113	99	87.6	51	191	148	77.5	

KWAZULU NATAL

District Name	EMIS No	Centre No	Centre Name	Quintile	2017				2018				2019				
					No Progressed	Wrote	Achieved	% Achieved	No Progressed	Wrote	Achieved	% Achieved	No Progressed	Wrote	Achieved	% Achieved	
UMLAZI	500272505	5411336	SOBONAKHONA S	3	73	93	36	38.7	117	94	52	55.3	35	59	33	55.9	
	500273282	5411337	SOMPUKWANE S	3	19	87	44	50.6	20	128	88	68.8	28	63	45	71.4	
	500274244	5411134	SOUTHLANDS S	5	1	170	146	85.9	5	199	162	81.4	6	145	131	90.3	
	500274503	5411238	SPARKS ESTATE S	5	2	88	60	68.2	0	123	73	59.3	28	108	92	85.2	
	500422651	5411284	ST BARNABAS INDEPENDENT	9	1	18	18	100.0	0	14	13	92.9	0	12	11	91.7	
	500275761	5411239	ST JAMES COLLEGE	9	0	54	15	27.8	0	64	24	37.5	0	36	21	58.3	
	500278240	5411429	STRELITZIA S	5	5	175	142	81.1	5	142	105	73.9	11	171	132	77.2	
	500279239	5411430	SWELIHLE S	4	52	81	50	61.7	58	62	44	71.0	22	51	33	64.7	
	500281015	5411240	THE KENMONT	9	0	30	25	83.3	2	25	22	88.0	0	28	25	89.3	
	500286898	5411431	UMBELEBELE H	3	32	94	23	24.5	54	81	27	33.3	17	34	22	64.7	
	500286972	5411432	UMBILO S	5	6	185	157	84.9	0	168	129	76.8	5	172	124	72.1	
	500288008	5411338	UMKHUMBI H	4	11	135	54	40.0	67	110	31	28.2	97	57	34	59.6	
	500288119	5411339	UMKOMAAS S	4	14	173	106	61.3	27	168	86	51.2	24	162	115	71.0	
	500288230	5411433	UMLAZI COMMERCIAL H	4	10	84	72	85.7	63	103	69	67.0	49	76	58	76.3	
	500288267	5411434	UMLAZI COMTECH	4	35	280	143	51.1	134	258	146	56.6	171	216	135	62.5	
	500288341	5411435	UMLAZI SS	4	4	143	124	86.7	33	173	138	79.8	9	181	154	85.1	
	500289081	5411340	UMTHENTE H	2	36	28	18	64.3	30	26	6	23.1	21	16	10	62.5	
	500291079	5411436	VELABAHLEKE H	4	8	186	184	98.9	8	185	185	100.0	4	218	215	98.6	
	500292263	5411341	VIKINGOZI S	2	22	55	38	69.1	25	51	48	94.1	8	32	31	96.9	
	500293299	5411437	VUKUZAKHE H	4	29	95	75	78.9	109	81	63	77.8	40	50	36	72.0	
	500295223	5411135	WELBEDENE S	4	5	81	57	70.4	3	53	35	66.0	5	36	23	63.9	
	500295482	5411438	WENTWORTH S	5	1	184	105	57.1	9	123	86	69.9	12	101	80	79.2	
	500295519	5411136	WERDA	5	5	29	29	100.0	0	56	56	100.0	1	74	69	93.2	
	500295667	5411137	WESTCLIFF S	5	9	90	31	34.4	0	57	25	43.9	0	65	39	60.0	
	500338587	5411242	WIGGINS S	3	3	102	101	99.0	25	141	136	96.5	40	173	170	98.3	
	500296555	5411138	WINGEN HEIGHTS S	5	1	210	196	93.3	11	230	202	87.8	5	213	196	92.0	
	500296740	5411139	WITTEKLIP S	5	7	57	40	70.2	7	33	13	39.4	4	44	26	59.1	
	500297036	5411140	WOODHURST S	5	9	109	76	69.7	25	58	36	62.1	15	59	49	83.1	
	500298590	5411342	ZAMAKAHLE H	3	0	33	17	51.5	0	38	32	84.2	12	52	44	84.6	
	500407000	5411245	ZIMELE H	9	1	53	45	84.9	0	80	50	62.5	0	74	57	77.0	
	500301587	5411343	ZUZUMQHELE H	2	48	42	6	14.3	40	13	10	76.9	13	12	8	66.7	
	500301772	5411439	ZWELETHU S	4	8	144	97	67.4	50	110	72	65.5	42	121	91	75.2	
	500301809	5411440	ZWELIBANZI H	4	35	196	152	77.6	43	137	94	68.6	23	120	109	90.8	
500301883	5411441	ZWELIHLE SS	4	84	56	48	85.7	49	95	64	67.4	28	79	56	70.9		
500106153	5212201	BATHEMBU H	1	12	57	16	28.1	18	29	12	41.4	14	20	12	60.0		
500106264	5212202	BATSHAZWAYO H	1	11	8	6	75.0	23	12	6	50.0	10	8	8	100.0		
500341917	5212203	BHAMBATHA H	1	11	31	21	67.7	14	33	21	63.6	3	25	16	64.0		
500446701	5212250	BHEKABANTU S	1	2	38	17	44.7	16	18	13	72.2	22	13	10	76.9		
500404454	5212336	BHEKISIZWE S	1	28	73	26	35.6	24	66	42	63.6	7	93	69	74.2		
500111703	5212122	BOSCHKLOOF COMBINED	2	2	19	17	89.5	0	23	21	91.3	4	19	13	68.4		
500113405	5212401	BUHLEBUYEZA S	3	49	75	61	81.3	45	45	33	73.3	63	43	34	79.1		
500113701	5212204	BUNYEBETHU H	1	17	12	5	41.7	22	7	7	100.0	15	22	8	36.4		
500113812	5212402	BUSANA H	2	66	168	144	85.7	133	148	124	83.8	77	131	120	91.6		
500114108	5212205	CABANGOKUHLE H	2	61	30	24	80.0	53	38	22	57.9	44	32	31	96.9		
500114404	5212403	CANDABUTHULE H	2	0	50	42	84.0	6	45	33	73.3	0	73	41	56.2		
UMZINYATHI																	

KWAZULU NATAL

District Name	EMIS No	Centre No	Centre Name	Quintile	2017				2018				2019			
					No Progressed	Wrote	Achieved	% Achieved	No Progressed	Wrote	Achieved	% Achieved	No Progressed	Wrote	Achieved	% Achieved
UMZINYATHI	500115551	5212301	CELUMUSA S	2	33	25	16	64.0	29	14	14	100.0	38	23	22	95.7
	500121249	5212101	DILIZELA H	2	12	43	28	65.1	22	30	26	86.7	12	48	35	72.9
	500121841	5212206	DLABESUTHE H	1	64	58	33	56.9	51	31	29	93.5	47	44	37	84.1
	500122063	5212207	DLENYANE COMBINED	1	45	14	9	64.3	38	20	15	75.0	35	23	16	69.6
	500122507	5212208	DOLO COMBINED	1	8	13	11	84.6	12	19	15	78.9	3	24	12	50.0
	500414363	5212209	DUMAPHANSI JS	1	79	61	12	19.7	11	20	9	45.0	2	15	7	46.7
	500124653	5212102	DUNDEE H	5	9	126	121	96.0	0	134	133	99.3	3	127	120	94.5
	500124801	5212103	DUNDEE S	3	77	151	85	56.3	59	157	90	57.3	43	149	92	61.7
	500401302	5212302	EBRAHIM LOCKAT S	2	7	14	3	21.4	4	6	3	50.0	4	4	4	100.0
	500327894	5212104	EBUSI COMBINED	3	8	44	42	95.5	3	34	32	94.1	11	36	36	100.0
	500128279	5212303	EKUCABANGENI S	3	60	91	74	81.3	68	74	44	59.5	61	81	70	86.4
	500401191	5212337	EKUTHUTHUKENI S	1	12	55	50	90.9	36	68	60	88.2	4	105	82	78.1
	500129796	5212405	ELSIE MTSHALI COMBINED	1	7	12	8	66.7	8	16	7	43.8	12	17	12	70.6
	500132978	5212253	EMKHAMO COMBINED	1	30	12	7	58.3	20	7	7	100.0	9	14	10	71.4
	500137233	5212338	ENHLOPHENI H	1	3	15	2	13.3	0	25	1	4.0	2	9	4	44.4
	500138972	5212121	ENYANYENI S	3	6	12	7	58.3	7	8	7	87.5	6	9	8	88.9
	500139749	5212210	ESETHU H	1	6	28	14	50.0	22	27	12	44.4	30	29	18	62.1
	500140637	5212304	ESIKHUMBUZWENI S	1	0	50	33	66.0	16	60	44	73.3	42	42	36	85.7
	500141636	5212406	ESOKHENI H	1	24	45	10	22.2	33	19	13	68.4	38	8	3	37.5
	500311910	5212105	ETHANGENI COMBINED	5	23	83	50	60.2	7	72	62	86.1	15	74	40	54.1
	500145891	5212211	FUNDOKUHLE H	1	20	48	20	41.7	45	42	27	64.3	17	52	47	90.4
	500146113	5212305	FUNULWAZI S	1	10	11	3	27.3	12	7	2	28.6	0	9	6	66.7
	500147741	5212407	GCOTOI H	1	6	73	37	50.7	18	78	44	56.4	9	43	31	72.1
	500151145	5212106	GORDON MEMORIAL H	1	0	84	18	21.4	17	46	20	43.5	12	32	17	53.1
	500151922	5212408	GREYTOWN H	4	4	72	71	98.6	1	81	76	93.8	0	85	78	91.8
	500152033	5212409	GREYTOWN S	4	0	194	144	74.2	0	151	113	74.8	0	151	116	76.8
	500154808	5212410	HERMANNsburg COMBINED	3	37	33	21	63.6	47	18	17	94.4	0	13	12	92.3
	500157546	5212306	HLUBI H	1	21	59	39	66.1	20	49	39	79.6	19	48	45	93.8
	500159174	5212339	HWANQANA COMBINED	1	0	20	12	60.0	12	4	2	50.0	2	8	5	62.5
	500159396	5212307	IDLAMADODA S	1	21	44	43	97.7	42	35	35	100.0	17	76	68	89.5
	500162541	5212239	INDLOZANA H	1	9	33	24	72.7	44	44	36	81.8	30	26	16	61.5
	500170940	5212212	JAJILE H	1	15	48	31	64.6	41	51	24	47.1	9	20	17	85.0
	500170977	5212340	JAMA S	1	53	33	20	60.6	71	29	19	65.5	26	53	33	62.3
	500304584	5212341	KLWANA P	1	6	142	107	75.4	0	157	127	80.9	12	169	140	82.8
	500177600	5212332	KUFANELESIBONGE JS	1	1	47	35	74.5	0	43	28	65.1	0	44	37	84.1
	500182114	5212213	KWADUNGE H	1	13	60	29	48.3	16	41	34	82.9	6	41	40	97.6
	500184112	5212240	KWAZENZELE H	1	0	45	15	33.3	13	30	12	40.0	0	33	14	42.4
	500185444	5212333	LANGAZELA S	2	81	122	78	63.9	87	74	49	66.2	38	113	82	72.6
	500158888	5212308	LENEHA TUMISI S	2	89	76	61	80.3	49	76	63	82.9	59	104	80	76.9
	500186295	5212107	LEWIS P	1	16	55	54	98.2	26	63	60	95.2	12	63	56	88.9
500305250	5212241	LOBETHAL INDEPENDENT	9	0	3	2	66.7	0	6	6	100.0	0	9	9	100.0	
500415029	5212242	MABASO S	1	71	64	57	89.1	13	66	54	81.8	36	122	102	83.6	
500190217	5212214	MABIZELA H	1	19	62	32	51.6	47	58	32	55.2	17	61	33	54.1	
500327004	5212108	MACEBA S	1	5	137	124	90.5	11	116	95	81.9	37	119	99	83.2	
500446664	5212215	MACINGWANE S	1	8	33	23	69.7	25	32	22	68.8	18	26	26	100.0	
500191401	5212216	MADUDULA H	1	30	76	41	53.9	34	62	42	67.7	12	80	58	72.5	

KWAZULU NATAL

District Name	EMIS No	Centre No	Centre Name	Quintile	2017				2018				2019			
					No Progressed	Wrote	Achieved	% Achieved	No Progressed	Wrote	Achieved	% Achieved	No Progressed	Wrote	Achieved	% Achieved
UMZINYATHI	500447219	5212252	MAFEMFUNDO S	1	5	16	15	93.8	16	21	15	71.4	8	18	17	94.4
	500415066	5212217	MAHLOKOHLOKO S	1	5	12	5	41.7	5	3	1	33.3	6	2	0	0.0
	500194546	5212411	MAKHEDAMA H	1	29	62	49	79.0	40	63	61	96.8	20	108	89	82.4
	500194694	5212412	MAKHOSONKE S	2	7	7	2	28.6	9	14	6	42.9	8	4	4	100.0
	500196692	5212309	MANGENI S	1	24	18	15	83.3	38	36	27	75.0	18	29	22	75.9
	500338180	5212109	MANQOBA S	2	0	29	21	72.4	30	26	22	84.6	34	25	22	88.0
	500198764	5212413	MAQHINGA MEMORIAL H	2	32	31	19	61.3	33	18	10	55.6	0	20	17	85.0
	500200429	5212414	MASHINGIZELA H	1	35	23	17	73.9	12	16	12	75.0	3	34	27	79.4
	500325783	5212310	MATHUKULULA S	2	23	34	32	94.1	16	14	12	85.7	11	26	24	92.3
	500202834	5212218	MAWELE H	1	49	50	49	98.0	63	51	49	96.1	34	87	84	96.6
	500202871	5212110	MAWENI H	1	9	13	4	30.8	5	7	0	0.0	0	6	2	33.3
	500303733	5212219	MBOMVU P	1	2	50	15	30.0	8	22	11	50.0	4	16	11	68.8
	500206386	5212311	MDONSWA H	1	15	43	7	16.3	11	25	10	40.0	9	24	8	33.3
	500209272	5212312	MGAZI S	2	49	97	62	63.9	40	87	65	74.7	36	103	65	63.1
	500209457	5212313	MGIDLA H	2	42	68	46	67.6	66	72	39	54.2	41	72	50	69.4
	500209901	5212415	MGWEMPISI COMBINED	1	12	20	5	25.0	19	25	5	20.0	4	13	7	53.8
	500440718	5212335	MHAYISE S S	3	13	32	18	56.3	20	25	20	80.0	9	25	15	60.0
	500210234	5212221	MHLAKOTHI H	1	22	31	31	100.0	45	40	38	95.0	9	50	43	86.0
	500210382	5212222	MHLANGEZULU S	1	29	27	19	70.4	28	20	13	65.0	3	16	14	87.5
	500189551	5212111	ML SULTAN GLENCOE S	4	24	45	27	60.0	16	57	46	80.7	23	56	46	82.1
	500212602	5212112	MLANDOWETHU S	1	2	30	15	50.0	12	14	12	85.7	1	13	10	76.9
	500215377	5212416	MOUNT ERNESTINA COMBINED	2	7	71	51	71.8	11	70	52	74.3	13	42	34	81.0
	500216746	5212223	MPIKAYIZEKANYE S	1	0	38	5	13.2	12	18	0	0.0	14	9	7	77.8
	500217671	5212224	MQAMATHI H	1	53	67	24	35.8	29	21	19	90.5	28	36	29	80.6
	500337921	5212225	MSIMBITHI S	1	7	19	11	57.9	34	19	15	78.9	18	13	11	84.6
	500218596	5212314	MSIMBU S	1	21	58	37	63.8	38	46	45	97.8	46	41	41	100.0
	500218670	5212226	MSINGA H	2	22	46	33	71.7	19	60	30	50.0	11	56	28	50.0
	500322233	5212243	MTHALENI S	1	21	19	7	36.8	17	10	4	40.0	15	5	4	80.0
	500220409	5212417	MUDEN COMBINED	2	33	38	19	50.0	8	30	30	100.0	12	51	44	86.3
	500220668	5212244	MUNTU H	1	10	38	33	86.8	18	35	24	68.6	25	22	22	100.0
	500222074	5212315	MZILANKATHA S	1	20	11	4	36.4	8	10	6	60.0	0	17	13	76.5
	500222592	5212419	MZONIWE JS	2	0	4	3	75.0	6	8	0	0.0	7	4	4	100.0
	500225256	5212316	NDLANGAMANDLA S	3	125	82	60	73.2	108	56	43	76.8	17	132	96	72.7
	323343	5212344	NDLELANHLE SECONDARY SCHOOL	1					0	31	21	67.7	0	42	34	81.0
	500225367	5212420	NDLOLOTHI S	3	11	10	8	80.0	3	9	5	55.6	16	18	9	50.0
	500229178	5212342	NGWANE JS	1	23	45	26	57.8	34	35	27	77.1	15	30	28	93.3
	500229696	5212317	NHLALAKAHLE S	1	20	63	48	76.2	27	70	51	72.9	30	78	61	78.2
	500303659	5212113	NKONZA S	1	22	10	9	90.0	12	17	3	17.6	0	18	7	38.9
	500233914	5212227	NOGIDA H	1	20	63	32	50.8	59	55	35	63.6	8	41	34	82.9
	500234321	5212245	NOMAFU H	1	7	47	35	74.5	30	47	35	74.5	23	80	66	82.5
	500235394	5212318	NOMDUMO H	1	24	61	38	62.3	13	53	32	60.4	12	33	17	51.5
	500239131	5212319	NTALANTALA S	1	19	88	44	50.0	32	70	42	60.0	3	62	36	58.1
500241943	5212228	NYONIYEZWE H	1	26	56	31	55.4	24	50	33	66.0	24	60	32	53.3	
500244237	5212421	OPHOFINI S	1	14	25	13	52.0	6	18	11	61.1	10	17	17	100.0	

KWAZULU NATAL

District Name	EMIS No	Centre No	Centre Name	Quintile	2017				2018				2019			
					No Progressed	Wrote	Achieved	% Achieved	No Progressed	Wrote	Achieved	% Achieved	No Progressed	Wrote	Achieved	% Achieved
UMZINYATHI	500334110	5212229	PANO JS	1	7	27	9	33.3	4	29	14	48.3	1	21	12	57.1
	500247345	5212320	PHAKATHWAYO S	1	0	49	32	65.3	0	66	49	74.2	14	50	29	58.0
	500247974	5212114	PHATHIZWE H	1	16	37	19	51.4	21	20	18	90.0	10	21	17	81.0
	500440670	5212254	PHUMELELA S	1	8	5	4	80.0	3	4	2	50.0	4	7	6	85.7
	500249935	5212321	PHUMULANI S	3	6	64	40	62.5	13	52	45	86.5	13	52	43	82.7
	500309098	5212334	QHOBO JS	1	0	43	15	34.9	9	27	25	92.6	1	22	22	100.0
	500253191	5212422	QHUBINYATHI S	2	0	11	8	72.7	4	13	8	61.5	7	6	2	33.3
	500257557	5212230	SAKHISENI H	1	19	85	70	82.4	60	87	77	88.5	43	91	75	82.4
	500446960	5212231	SAKHISIZWE S	1	11	11	3	27.3	9	11	8	72.7	5	7	6	85.7
	500258741	5212115	SAREL CILLIERS S	4	3	134	106	79.1	2	157	148	94.3	0	148	140	94.6
	500259962	5212116	SEBENZAKUSAKHANYA S	3	35	125	35	28.0	27	84	35	41.7	27	46	35	76.1
	500262182	5212117	SHIYANE S	1	40	45	39	86.7	77	54	43	79.6	29	116	62	53.4
	500263810	5212343	SICELIMFUNDO COMBINED	1	16	92	82	89.1	16	132	108	81.8	19	161	137	85.1
	500308765	5212322	SIHAYO H	2	4	122	94	77.0	13	90	79	87.8	13	78	63	80.8
	0	5212255	SINOTHANDO SECONDARY SCHOOL	3					11	2	2	100.0	3	4	1	25.0
	500341584	5212423	SIPHAKEME COMBINED	2	33	31	25	80.6	34	38	25	65.8	8	47	34	72.3
	0	5212431	SISEKELO HIGH SCHOOL	1					2	7	6	85.7	5	8	8	100.0
	500447293	5212232	SIYABONGA S	1	13	40	27	67.5	30	35	23	65.7	6	40	34	85.0
	500339808	5212323	SIYANDA S	2	11	46	43	93.5	59	32	32	100.0	14	81	74	91.4
	500272949	5212233	SOMASHI H	1	23	82	46	56.1	39	58	39	67.2	3	63	49	77.8
	500274688	5212119	SPRINGLAKE H	2	12	73	68	93.2	6	91	71	78.0	18	68	64	94.1
	500280090	5212120	THALANA S	3	29	91	58	63.7	46	63	46	73.0	29	142	93	65.5
	500281311	5212246	THEMANE P	1	4	24	11	45.8	12	10	8	80.0	3	10	5	50.0
	500323306	5212324	THEMBUNYAWO S	2	7	28	18	64.3	6	45	31	68.9	3	49	34	69.4
	500446738	5212234	THUTHUKANI SS	1	6	19	7	36.8	1	8	1	12.5	0	13	9	69.2
	500321271	5212325	UBONGUMENZI S	3	40	110	106	96.4	31	117	114	97.4	17	164	146	89.0
	500286602	5212326	UKUPHUMULA S	1	15	26	24	92.3	7	27	26	96.3	12	25	25	100.0
	500287120	5212247	UMBONJE H	1	14	107	58	54.2	46	62	35	56.5	4	62	48	77.4
	500289303	5212424	UMVOTI H	1	16	47	29	61.7	14	29	24	82.8	12	34	30	88.2
	500290228	5212425	UPPER UMVOTI COMBINED	1	4	5	3	60.0	3	3	3	100.0	1	3	2	66.7
	500290339	5212235	USIZO H	1	21	18	4	22.2	18	6	3	50.0	5	3	3	100.0
	500291375	5212327	VELAPHANSI S	1	10	20	12	60.0	9	11	11	100.0	7	14	14	100.0
	500291412	5212236	VELAPHI H	1	7	8	3	37.5	11	8	2	25.0	2	15	5	33.3
	500296037	5212328	WETSIE S	1	10	23	13	56.5	23	23	18	78.3	15	15	11	73.3
	500299034	5212329	ZAMOKWAKHE S	1	0	33	17	51.5	12	20	19	95.0	7	18	15	83.3
	500309417	5212330	ZICOLE S	3	34	55	40	72.7	41	72	56	77.8	27	85	61	71.8
	500282865	5212237	ZIMISELENI JS	1	0	17	6	35.3	16	10	6	60.0	10	12	8	66.7
	500300477	5212331	ZINDLALELE S	1	19	50	38	76.0	17	70	44	62.9	2	53	43	81.1
	500301106	5212248	ZOMBANE H	1	6	124	45	36.3	40	41	11	26.8	2	40	32	80.0
	500301217	5212249	ZONYAMA H	1	16	14	8	57.1	14	4	1	25.0	0	11	7	63.6
500301920	5212238	ZWELINJANI S	1	2	36	17	47.2	8	40	12	30.0	10	34	23	67.6	
UTHUKELA	500100233	5211201	ABANTUNGWA H	3	33	35	20	57.1	32	34	30	88.2	32	37	31	83.8
	500101491	5211202	AMAHLUBI S	3	45	101	71	70.3	74	132	63	47.7	15	89	77	86.5
	500102083	5211101	AMANGWANE H	2	1	109	104	95.4	0	125	122	97.6	0	161	144	89.4
	500102379	5211102	AMAPHISI H	3	35	71	58	81.7	37	58	54	93.1	18	56	37	66.1

KWAZULU NATAL

District Name	EMIS No	Centre No	Centre Name	Quintile	2017				2018				2019			
					No Progressed	Wrote	Achieved	% Achieved	No Progressed	Wrote	Achieved	% Achieved	No Progressed	Wrote	Achieved	% Achieved
UTHUKELA	500103008	5211103	AMAZIZI H	2	1	30	30	100.0	4	47	46	97.9	4	57	57	100.0
	500105043	5211104	BAMBAZI H	1	17	68	44	64.7	17	36	33	91.7	22	51	38	74.5
	500107966	5211301	BANDE H	1	36	55	33	60.0	127	116	19	16.4	4	31	22	71.0
	500105228	5211105	BANGANI H	2	0	57	43	75.4	66	41	36	87.8	36	33	27	81.8
	500108151	5211302	BHEKABATHEMBU S	1	23	23	20	87.0	59	21	18	85.7	15	23	19	82.6
	500108484	5211203	BHEKATHINA H	2	7	95	79	83.2	3	112	96	85.7	0	86	72	83.7
	500108854	5211303	BHEKINTUTHUKO S	3	17	96	70	72.9	42	83	77	92.8	56	84	76	90.5
	500109224	5211235	BHEKUNDI S	3	13	46	30	65.2	20	25	21	84.0	35	40	31	77.5
	500444370	5211432	BHEVU H	3	59	31	29	93.5	74	42	27	64.3	18	36	32	88.9
	500109927	5211204	BHUNGANE H	2	27	47	7	14.9	24	20	10	50.0	10	26	13	50.0
	500111555	5211205	BONOKUHLE H	2	27	89	52	58.4	23	67	33	49.3	19	59	47	79.7
	500117586	5211207	COLENSO COMBINED	3	12	66	29	43.9	59	39	22	56.4	29	43	31	72.1
	500499907	5211237	DARUL HIKMA ISLAMIC	9	3	25	17	68.0	0	21	16	76.2	0	17	15	88.2
	500176490	5211408	DR JOSEPH SHABALALA SECONDARY SCHOOL	5	12	128	100	78.1	36	105	73	69.5	5	76	59	77.6
	500123395	5211208	DRAKENSBERG COMPREHENSIVE H	3	22	105	88	83.8	27	107	80	74.8	49	71	51	71.8
	500123469	5211209	DRAKENSBERG S	4	53	184	159	86.4	77	139	118	84.9	33	138	117	84.8
	500124505	5211304	DUMISA PUBLIC S	1	10	24	10	41.7	14	13	11	84.6	16	15	13	86.7
	500134976	5211305	EKUKHULENI H	4	13	95	51	53.7	112	88	58	65.9	21	94	62	66.0
	500129389	5211106	EKWALUSENI H	3	29	60	44	73.3	27	28	26	92.9	29	70	62	88.6
	500129981	5211306	EMABHEKAZI COMBINED	2	0	85	73	85.9	19	48	48	100.0	37	96	78	81.3
	500131979	5211307	EMBIZENI H	1	99	38	36	94.7	56	27	26	96.3	52	43	41	95.3
	500132830	5211402	EMHLWANENI H	3	0	136	135	99.3	1	134	134	100.0	0	121	121	100.0
	500134939	5211210	EMTHONJENIWOLWAZI S	3	0	62	40	64.5	14	44	43	97.7	24	49	47	95.9
	500135161	5211211	EMTSHEZI H	3	43	139	35	25.2	49	47	38	80.9	54	38	31	81.6
	500135827	5211308	ENDAKANE H	3	54	67	44	65.7	21	43	33	76.7	54	57	47	82.5
	500136641	5211309	ENGQONDWENI H	2	7	33	23	69.7	16	45	18	40.0	12	28	26	92.9
	500340178	5211233	ENKOMOKAZINI TECHNICAL H	3	13	37	15	40.5	24	43	33	76.7	10	56	48	85.7
	500138528	5211403	ENTONJENI H	2	26	56	46	82.1	70	53	34	64.2	15	38	28	73.7
	500141710	5211212	ESTCOURT H	4	6	94	91	96.8	6	117	106	90.6	1	106	98	92.5
	500141858	5211213	ESTCOURT S	4	26	137	86	62.8	64	98	71	72.4	25	100	75	75.0
	500141821	5211214	ESTCOURT SS	3	12	144	105	72.9	23	128	105	82.0	18	194	131	67.5
	500143042	5211310	EZAKHENI H	4	40	88	30	34.1	32	9	7	77.8	0	27	16	59.3
	500147075	5211238	GANNAHOEK INTERMEDIATE	1	4	18	18	100.0	6	13	13	100.0	7	21	21	100.0
	500445887	5211241	GOODHOME S	2	5	30	17	56.7	12	23	16	69.6	5	28	16	57.1
	500154031	5211404	HARVEST COMBINED	9	0	39	35	89.7	0	44	44	100.0	0	53	53	100.0
	500303955	5211215	HLABANE H	1	0	37	22	59.5	18	25	18	72.0	6	40	24	60.0
	500156547	5211216	HLATHIKHULU H	2	38	23	20	87.0	81	30	28	93.3	16	17	17	100.0
	500334480	5211405	HLOPHE S	3	0	10	8	80.0	17	3	3	100.0	4	4	3	75.0
	500158841	5211107	HOYE S	2	12	146	132	90.4	8	186	144	77.4	36	123	98	79.7
	500161246	5211311	IMPOLWANE S	3	23	32	24	75.0	17	36	20	55.6	7	63	40	63.5
500162060	5211312	INCINJANA S	3	11	13	6	46.2	10	6	2	33.3	11	5	3	60.0	
500163614	5211406	INGULA H	3	14	131	98	74.8	131	152	108	71.1	6	115	92	80.0	
500334591	5211229	INKOSI UTATAZELA H	3	87	36	25	69.4	102	22	17	77.3	54	34	20	58.8	
500166056	5211313	INTANDOYESIZWE H	3	26	117	108	92.3	15	106	81	76.4	17	99	95	96.0	

KWAZULU NATAL

District Name	EMIS No	Centre No	Centre Name	Quintile	2017				2018				2019			
					No Progressed	Wrote	Achieved	% Achieved	No Progressed	Wrote	Achieved	% Achieved	No Progressed	Wrote	Achieved	% Achieved
UTHUKELA	500167573	5211108	ISIBUKO H	1	21	33	25	75.8	27	37	26	70.3	1	22	19	86.4
	500322418	5211407	ISLAMIC EDUCATIONAL CENTRE	9	0	15	14	93.3	0	14	12	85.7	0	12	11	91.7
	500171384	5211314	JOBE SS	1	8	28	18	64.3	14	20	11	55.0	20	21	17	81.0
	500173234	5211218	KHANDIMFUNDO S	2	39	27	19	70.4	42	24	18	75.0	21	40	35	87.5
	500442964	5211234	KHULANGOLWAZI H	3	2	10	9	90.0	13	1	1	100.0	4	5	4	80.0
	500179228	5211219	KWADLAMINI H	2	2	37	17	45.9	30	20	8	40.0	11	16	10	62.5
	500182669	5211109	KWANTATSHANA PUBLIC S	2	41	52	29	55.8	22	52	23	44.2	25	39	32	82.1
	500182965	5211409	KWAPHAYIKENI H	2	8	69	36	52.2	12	85	54	63.5	7	54	37	68.5
	500183039	5211410	KWAPHINDAVELE COMBINED	3	13	7	3	42.9	7	8	8	100.0	14	9	4	44.4
	500184815	5211411	LADYSMITH H	5	0	164	161	98.2	0	202	199	98.5	0	182	176	96.7
	500184852	5211412	LADYSMITH S	5	4	169	144	85.2	17	191	159	83.2	2	205	162	79.0
	500186517	5211315	LIMEHILL H	3	19	102	100	98.0	29	132	124	93.9	22	120	111	92.5
	500187479	5211316	LOKOTHWAYO COMBINED	1	0	14	13	92.9	39	31	23	74.2	43	50	36	72.0
	500191142	5211413	MADILIKA COMBINED	3	11	29	21	72.4	0	29	18	62.1	11	17	12	70.6
	500191771	5211110	MAFU H	2	5	39	22	56.4	16	87	44	50.6	59	60	38	63.3
	500192844	5211414	MAGWABABA H	3	0	55	50	90.9	0	72	61	84.7	21	31	31	100.0
	500338809	5211317	MANDLAKHE S	1	9	10	9	90.0	8	7	6	85.7	0	12	11	91.7
	500196618	5211415	MANGCENGEZA H	3	24	36	14	38.9	11	15	13	86.7	5	10	9	90.0
	500197099	5211318	MANKAYANA H	1	3	9	5	55.6	11	27	24	88.9	1	26	14	53.8
	500198949	5211111	MAQOQA S	2	11	20	9	45.0	12	26	23	88.5	4	19	19	100.0
	500334369	5211416	MASHOBANE S	3	5	10	10	100.0	8	12	10	83.3	2	7	7	100.0
	500324305	5211417	MASOYI S	3	8	37	28	75.7	11	31	22	71.0	7	32	30	93.8
	500202538	5211112	MAVUMBUKA H	1	7	86	62	72.1	5	64	53	82.8	9	57	51	89.5
	500206904	5211113	MEADOWSWEET COMBINED	1	12	64	51	79.7	3	51	24	47.1	8	26	24	92.3
	500324194	5211418	MHLANGANYELWA COMBINED	3	34	16	15	93.8	50	5	4	80.0	18	16	16	100.0
	500414770	5211114	MHLWAZINI S	1	18	42	36	85.7	19	64	56	87.5	8	63	55	87.3
	500210715	5211220	MHUBHENI H	3	20	26	16	61.5	30	24	23	95.8	20	23	20	87.0
	500414807	5211222	MPUMELELO H	1	38	132	94	71.2	82	76	72	94.7	24	78	75	96.2
	500217782	5211115	MQEDANDABA H	1	16	87	77	88.5	18	94	68	72.3	25	94	73	77.7
	500340141	5211236	MTHANIYA COMBINED	1	46	17	6	35.3	38	13	7	53.8	19	34	13	38.2
	500219040	5211116	MTHENDE H	1	3	28	21	75.0	23	32	21	65.6	19	44	35	79.5
	500324490	5211319	MZIMELA H	1	5	59	58	98.3	6	59	59	100.0	6	71	69	97.2
	500224516	5211420	NDALELA H	3	38	100	35	35.0	50	48	33	68.8	15	31	31	100.0
	500226292	5211321	NETHEZEKA H	1	3	8	8	100.0	5	10	10	100.0	8	9	9	100.0
	500227772	5211117	NGCONGCOSI H	2	26	13	10	76.9	40	18	18	100.0	20	17	17	100.0
	500227994	5211223	NGIBONGELENI H	3	45	41	33	80.5	53	40	34	85.0	20	41	33	80.5
	500228660	5211322	NGOZA S	2	28	14	11	78.6	13	20	14	70.0	20	18	17	94.4
	500492544	5211133	NHLOKWANE S	2	3	20	10	50.0	11	15	11	73.3	5	20	18	90.0
	500303992	5211224	NJEZA S	1	2	25	17	68.0	37	32	15	46.9	6	14	13	92.9
	500233581	5211118	NOBOMI S	2	7	36	27	75.0	6	22	18	81.8	9	22	20	90.9
500237429	5211119	NQOBILE COMBINED	1	1	38	21	55.3	11	63	45	71.4	0	60	57	95.0	
500238056	5211323	NSIKAYEZWWE COMBINED	1	21	14	11	78.6	25	19	10	52.6	22	19	11	57.9	
500327746	5211421	NTABABUSUKU JS	2	6	15	12	80.0	25	11	8	72.7	4	12	7	58.3	
500239538	5211120	NTATHAKUSA S	2	20	107	88	82.2	11	126	92	73.0	14	94	69	73.4	

KWAZULU NATAL

District Name	EMIS No	Centre No	Centre Name	Quintile	2017				2018				2019			
					No Progressed	Wrote	Achieved	% Achieved	No Progressed	Wrote	Achieved	% Achieved	No Progressed	Wrote	Achieved	% Achieved
UTHUKELA	500248899	5211324	PHINDOKUHLE H	3	14	13	8	61.5	14	14	12	85.7	9	25	15	60.0
	500249565	5211325	PHOWENI S	3	11	13	10	76.9	6	12	2	16.7	16	14	8	57.1
	500444962	5211242	PHUTHINI S	2	14	22	16	72.7	29	11	8	72.7	15	12	7	58.3
	500327191	5211121	POTSHINI H	3	11	18	15	83.3	32	11	10	90.9	20	16	6	37.5
	500252932	5211122	QHOZO H	1	28	46	44	95.7	22	70	66	94.3	30	71	66	93.0
	500253820	5211326	QOPHINDLELA S	3	22	110	71	64.5	67	61	55	90.2	36	76	68	89.5
	500257298	5211327	SAHLUMBE H	1	62	90	57	63.3	114	92	30	32.6	325	61	27	44.3
	500257409	5211328	SAKHELWE H	3	193	219	130	59.4	228	91	84	92.3	203	179	99	55.3
	500263847	5211422	SICELOKUHLE H	3	3	117	57	48.7	93	54	33	61.1	23	55	47	85.5
	500263884	5211329	SICELUKUKHANYA H	2	45	71	54	76.1	39	57	55	96.5	13	82	76	92.7
	500264624	5211330	SIGWEJE H	3	19	91	83	91.2	28	85	69	81.2	14	143	95	66.4
	500265586	5211423	SILINDOKUHLE S	3	0	132	41	31.1	68	84	22	26.2	11	86	61	70.9
	500334332	5211331	SILOKOZA S	1	12	27	20	74.1	66	6	6	100.0	24	22	7	31.8
	500267510	5211332	SIPHIMFUNDO S	1	29	49	26	53.1	15	62	50	80.6	28	54	45	83.3
	500267658	5211225	SIPHOKUHLE H	3	7	15	8	53.3	11	9	7	77.8	8	9	4	44.4
	500268176	5211226	SIRAATUL HAQ ISLAMIC	9	1	21	21	100.0	0	11	11	100.0	0	12	12	100.0
	500269212	5211335	SIVUKILE HIGH SCHOOL	1	11	114	102	89.5	5	115	95	82.6	3	108	56	51.9
	500270840	5211424	SIZAKAHLE PUBLIC S (Ladysmith)	3	10	142	92	64.8	52	103	70	68.0	20	93	77	82.8
	500271321	5211227	SIZATHINA H	1	17	37	37	100.0	16	49	31	63.3	24	47	42	89.4
	500272431	5211228	SOBABILI H	2	23	45	43	95.6	23	44	42	95.5	20	34	28	82.4
	500272727	5211123	SOKESIMBONE H	1	5	34	32	94.1	23	34	32	94.1	13	31	23	74.2
	500223702	5211320	ST CHAD'S HIGH SCHOOL	3	66	61	44	72.1	35	54	31	57.4	75	28	23	82.1
	500277759	5211425	STEADVILLE S	4	0	71	67	94.4	78	110	94	85.5	9	55	50	90.9
	500279350	5211124	TABHANE S	2	9	136	86	63.2	29	144	84	58.3	1	113	85	75.2
	500303548	5211426	TATANE S	2	2	13	9	69.2	9	1	1	100.0	3	7	3	42.9
	500281496	5211239	THEMBALIHLE COMBINED	2	0	46	23	50.0	5	28	19	67.9	6	15	9	60.0
	500281644	5211427	THEMBELA H	2	13	55	26	47.3	40	30	28	93.3	53	48	34	70.8
	500334221	5211125	THINTWA S	2	6	10	10	100.0	9	8	6	75.0	10	4	4	100.0
	500282236	5211126	THOKOZA H	3	16	74	54	73.0	38	78	63	80.8	33	78	64	82.1
	500282754	5211127	THOLITHEMBA H	2	83	81	56	69.1	70	35	30	85.7	76	135	53	39.3
	500304029	5211217	THUBELISHA H	1	19	44	34	77.3	25	53	37	69.8	25	25	25	100.0
	500284974	5211128	TSHANIBEZWE H	2	17	60	57	95.0	5	74	59	79.7	0	85	70	82.4
	500327228	5211129	UBULINGA S	2	4	101	80	79.2	3	121	109	90.1	14	124	122	98.4
	500324453	5211206	UJIKELELE H	3	0	71	46	64.8	12	64	52	81.3	32	63	44	69.8
	500286343	5211130	UKHAHLAMBA H	2	7	23	23	100.0	2	31	31	100.0	0	18	18	100.0
	500286380	5211131	UKHALI H	1	4	80	70	87.5	14	83	67	80.7	22	73	59	80.8
	500286861	5211333	UMBANGO S	3	14	53	49	92.5	9	52	45	86.5	20	62	56	90.3
	0	5515000	UTHUKELA CENTRE	9									0	5	1	20.0
	500290635	5211428	UXOLO NOKUZWANA S	3	6	5	5	100.0	8	5	5	100.0	9	1	1	100.0
	500293151	5211230	VUKASEKUSILE S	3	12	43	34	79.1	27	50	39	78.0	39	52	38	73.1
	500490213	5211134	VUMA H	1	7	14	8	57.1	9	13	7	53.8	5	16	11	68.8
	500295001	5211231	WEENEN COMBINED	2	53	52	39	75.0	48	71	55	77.5	73	85	61	71.8
	500295371	5211232	WEMBEZI S	3	68	47	42	89.4	139	39	37	94.9	60	25	23	92.0
	500295593	5211429	WESSELSNEK COMBINED	3	2	12	7	58.3	4	6	4	66.7	6	9	3	33.3
500296444	5211430	WINDSOR S	5	20	121	96	79.3	34	167	124	74.3	17	171	115	67.3	

KWAZULU NATAL

District Name	EMIS No	Centre No	Centre Name	Quintile	2017				2018				2019			
					No Progressed	Wrote	Achieved	% Achieved	No Progressed	Wrote	Achieved	% Achieved	No Progressed	Wrote	Achieved	% Achieved
ZULULAND	500299293	5211431	ZANKOSHENI H	2	0	28	12	42.9	2	19	8	42.1	2	11	9	81.8
	500300107	5211334	ZIKODE H	1	10	13	13	100.0	12	13	12	92.3	9	11	11	100.0
	500100270	5112401	ABAQULUSI H	1	0	34	26	76.5	9	62	37	59.7	0	61	49	80.3
	500105006	5112501	BAMBANANI H	3	17	356	248	69.7	29	348	262	75.3	24	367	296	80.7
	500105635	5112201	BANTUBANINGI H	1	9	42	22	52.4	16	23	20	87.0	13	35	31	88.6
	500105709	5112301	BANZANA S	2	9	107	57	53.3	22	83	56	67.5	18	113	73	64.6
	500105894	5112402	BAQULUSINI COMBINED	2	0	188	56	29.8	0	119	68	57.1	21	34	32	94.1
	500108040	5112302	BHAQALWESIZWE H	1	5	35	23	65.7	12	23	16	69.6	7	29	29	100.0
	500108558	5112202	BHEKIFA H	1	3	27	27	100.0	15	25	25	100.0	11	30	30	100.0
	500109668	5112303	BHOKWE S	2	16	60	45	75.0	0	67	43	64.2	2	63	63	100.0
	500111185	5112502	BONGINHLANHLA H	2	59	43	30	69.8	9	33	29	87.9	20	66	62	93.9
	500111222	5112304	BONGOKUHLE H	2	11	65	40	61.5	22	64	45	70.3	8	34	28	82.4
	500290302	5112103	BUSEKHAYA H	2	11	4	4	100.0	5	6	5	83.3	6	10	9	90.0
	500121175	5112203	DIKANA H	1	31	85	24	28.2	27	107	41	38.3	12	39	31	79.5
	500121582	5112503	DINGUKWAZI SS	3	0	333	202	60.7	0	292	191	65.4	0	238	156	65.5
	500125652	5112504	DWALENI H	3	5	177	93	52.5	4	113	84	74.3	17	123	105	85.4
	500133126	5112204	EKHOMBE H	1	7	26	14	53.8	14	45	22	48.9	6	32	23	71.9
	500128427	5112205	EKUDUBEKENI H	3	4	72	52	72.2	20	46	44	95.7	15	40	35	87.5
	500129426	5112206	EKWANDENI COMBINED	1	1	14	9	64.3	2	18	9	50.0	2	16	11	68.8
	500131276	5112305	EMANONO H	1	7	12	2	16.7	3	11	7	63.6	0	14	2	14.3
	500134199	5112306	EMPILWENI JS	2	33	99	69	69.7	15	99	81	81.8	5	131	96	73.3
	500135975	5112307	ENDLOVUKAZI H	1	9	38	15	39.5	14	18	10	55.6	0	25	19	76.0
	500343323	5112506	ENHLANHLENI S	3	20	96	67	69.8	31	78	70	89.7	25	75	61	81.3
	500138084	5112106	ENQABENI COMBINED	1	7	45	11	24.4	20	22	13	59.1	8	24	11	45.8
	500144374	5112308	FALAZA H	1	12	165	65	39.4	56	138	82	59.4	36	80	68	85.0
	500341399	5112207	FELIFA S	1	22	20	17	85.0	14	14	9	64.3	12	18	11	61.1
	500144781	5112107	FILIDI S	3	28	139	126	90.6	115	75	75	100.0	7	113	111	98.2
	500145669	5112309	FUMANA COMBINED	1	8	41	34	82.9	20	50	30	60.0	13	48	33	68.8
	500145928	5112310	FUNDUKHALIPHE H	1	18	37	11	29.7	15	33	28	84.8	24	31	31	100.0
	500148000	5112108	GELEKEDLE S	3	4	133	108	81.2	1	124	75	60.5	29	92	80	87.0
	500326488	5112208	GQOKAMANDLA JS	1	13	61	42	68.9	23	45	28	62.2	27	31	23	74.2
	500152477	5112110	GUDU S	2	47	112	73	65.2	32	75	62	82.7	50	91	61	67.0
	500153365	5112311	HAMBANGENDLELA H	1	49	27	18	66.7	16	20	17	85.0	38	18	15	83.3
	500153550	5112111	HAMU H	1	26	23	10	43.5	24	26	6	23.1	7	29	8	27.6
	500156436	5112313	HLANGANANIMAZULU S	1	1	12	7	58.3	6	13	4	30.8	3	8	8	100.0
	500156473	5112112	HLANGUZA COMBINED	3	9	8	6	75.0	6	8	6	75.0	9	9	5	55.6
	500159877	5112114	IKHETHELO S	2	36	35	13	37.1	42	45	12	26.7	22	31	20	64.5
	500152107	5112403	IKUSASA ELIHLE HIGH	1	11	40	15	37.5	13	21	19	90.5	14	25	18	72.0
	500160543	5112209	IMBILANE H	4	11	77	56	72.7	28	50	49	98.0	20	64	61	95.3
	500161320	5112210	IMPUMELELO H	2	14	50	34	68.0	9	28	21	75.0	22	49	41	83.7
500495911	5112121	INHLOSENHLE S	2	19	38	21	55.3	2	16	13	81.3	0	23	10	43.5	
500164502	5112115	INKAMANA S	9	0	25	25	100.0	0	21	21	100.0	0	26	25	96.2	
500310615	5112507	INTONGA H	2	6	69	51	73.9	11	71	38	53.5	16	68	47	69.1	
500167129	5112116	IQHAWELESIZWE CP	2	9	53	20	37.7	10	24	12	50.0	31	23	9	39.1	
500167906	5112315	ISIHLAHLASENKOSI H	1	4	89	24	27.0	13	49	31	63.3	0	119	92	77.3	
500168202	5112211	ISIKHWEBEZI H	1	8	29	25	86.2	9	25	23	92.0	11	39	37	94.9	

KWAZULU NATAL

District Name	EMIS No	Centre No	Centre Name	Quintile	2017				2018				2019			
					No Progressed	Wrote	Achieved	% Achieved	No Progressed	Wrote	Achieved	% Achieved	No Progressed	Wrote	Achieved	% Achieved
ZULULAND	500169275	5112117	ISOLOMUZI S	2	42	199	189	95.0	44	176	168	95.5	36	165	162	98.2
	500169830	5112316	ITSHOBHANA JS	1	17	47	19	40.4	15	53	33	62.3	8	44	36	81.8
	500169978	5112317	IVUNA H	1	38	69	42	60.9	12	38	33	86.8	22	21	20	95.2
	500170015	5112212	IVUNGU H	2	0	18	11	61.1	21	67	37	55.2	12	59	51	86.4
	500171014	5112213	JAMES NXUMALO AGRICULTURAL H	4	3	75	73	97.3	4	60	59	98.3	5	64	61	95.3
	500343101	5112214	JOKO S	1	0	25	6	24.0	0	32	28	87.5	9	20	20	100.0
	500172383	5112405	KANYEKANYE H	3	63	73	63	86.3	74	58	53	91.4	70	40	40	100.0
	500173086	5112406	KHAMBULA COMBINED	1	7	9	2	22.2	5	11	6	54.5	4	6	5	83.3
	500173530	5112407	KHANYANJALO S	4	46	97	39	40.2	22	132	44	33.3	15	112	39	34.8
	500495763	5112109	KHANYISA S	1	4	42	21	50.0	12	21	8	38.1	10	24	17	70.8
	500173715	5112408	KHANYISELUZULU S	1	17	47	36	76.6	28	35	30	85.7	30	44	42	95.5
	500323195	5112119	KHETHUKUTHULA S	2	10	10	3	30.0	8	5	4	80.0	10	8	3	37.5
	500303326	5112120	KHONDLO S	3	33	119	89	74.8	45	105	99	94.3	21	125	107	85.6
	500174899	5112508	KHOZA H	2	11	22	12	54.5	9	23	16	69.6	15	24	15	62.5
	500175343	5112509	KHULUMELUZULU H	2	1	94	68	72.3	11	72	54	75.0	11	78	60	76.9
	500175861	5112318	KING BHEKUZULU H	4	2	118	102	86.4	1	136	113	83.1	6	166	158	95.2
	500175935	5112319	KING DINUZULU H	3	41	66	64	97.0	59	100	96	96.0	51	92	87	94.6
	500250009	5112320	KING PHUMZUZULU H	2	6	96	80	83.3	9	89	63	70.8	8	125	113	90.4
	500176268	5112321	KITAKITA H	1	38	41	29	70.7	20	42	37	88.1	39	54	40	74.1
	500177082	5112123	KONFOOR COMBINED	1	20	25	13	52.0	15	12	12	100.0	9	8	5	62.5
	500321308	5112215	KWABHAMU JS	1	1	13	5	38.5	2	4	3	75.0	0	9	6	66.7
	500304695	5112125	KWABHANYA S	2	20	102	88	86.3	34	82	73	89.0	33	115	98	85.2
	500179117	5112322	KWADENGE SS	2	35	99	45	45.5	56	61	53	86.9	36	71	68	95.8
	500179265	5112323	KWADOMBA H	1	20	40	25	62.5	8	85	66	77.6	8	52	50	96.2
	446479	5112364	KWAJUBA	2									0	37	25	67.6
	500181411	5112409	KWAMNYAYIZA H	1	39	45	18	40.0	5	46	21	45.7	27	71	33	46.5
	500182040	5112510	KWAMZIWENTSHA H	2	8	24	7	29.2	7	16	8	50.0	2	11	10	90.9
	500182558	5112126	KWANOTSHELWA S	2	27	158	98	62.0	68	125	87	69.6	0	153	104	68.0
	500183187	5112410	KWASA H	3	4	76	47	61.8	65	59	41	69.5	48	44	24	54.5
	500342990	5112324	KWA-ZIPHETHE S	1	28	167	125	74.9	59	140	103	73.6	40	150	94	62.7
	500184334	5112325	KWAZWIDE H	3	13	77	34	44.2	13	42	38	90.5	10	44	33	75.0
	500292818	5112127	LANDBOU H	4	0	30	27	90.0	0	38	37	97.4	0	37	34	91.9
	500185185	5112511	LANDOKWAKHE S	2	13	87	82	94.3	3	86	73	84.9	19	68	66	97.1
	500333814	5112512	LANGA JS	3	18	177	134	75.7	21	166	112	67.5	21	183	142	77.6
	500185518	5112128	LANGENI COMBINED	1	26	47	35	74.5	15	31	24	77.4	6	24	22	91.7
	500309135	5112216	MABHIDLA H	1	13	54	32	59.3	28	40	37	92.5	29	52	38	73.1
	500190624	5112129	MACHANGA S	3	42	40	22	55.0	5	89	52	58.4	21	64	54	84.4
	500321345	5112217	MAGQEZULANA JS	1	10	23	12	52.2	6	14	13	92.9	11	18	14	77.8
	500192585	5112412	MAGUBULUNDU S	1	6	23	6	26.1	0	38	9	23.7	21	25	17	68.0
	500192770	5112513	MAGUTSHWA H	2	10	86	55	64.0	22	98	65	66.3	4	75	61	81.3
	500336071	5112514	MAGWEGWANA S	2	14	71	42	59.2	0	55	41	74.5	8	128	88	68.8
	500193214	5112218	MAHLABATHINI H	3	18	122	88	72.1	18	120	109	90.8	24	129	114	88.4
500195101	5112130	MALANDELA S	2	5	17	15	88.2	11	20	20	100.0	15	21	19	90.5	
500326895	5112326	MANDLAKAZI H	1	37	81	19	23.5	9	70	42	60.0	32	58	39	67.2	

KWAZULU NATAL

District Name	EMIS No	Centre No	Centre Name	Quintile	2017				2018				2019			
					No Progressed	Wrote	Achieved	% Achieved	No Progressed	Wrote	Achieved	% Achieved	No Progressed	Wrote	Achieved	% Achieved
					ZULULAND	500197876	5112515	MANZAMHLOPHE INTERMEDIATE	1	20	40	14	35.0	15	22	15
	500198505	5112219	MAPHOVELA H	1	0	22	3	13.6	11	17	2	11.8	0	10	3	30.0
	500198801	5112220	MAQHINGENDODA H	3	3	138	58	42.0	0	94	55	58.5	0	131	44	33.6
	500449994	5112360	MARTHA BEYERS ACADEMY	9	0	19	16	84.2	1	21	17	81.0	1	18	17	94.4
	500200762	5112327	MASIBHEKANE H	2	20	49	37	75.5	9	45	33	73.3	14	46	32	69.6
	500200836	5112221	MASIBUMBANE H	4	9	160	128	80.0	3	212	180	84.9	14	129	110	85.3
	500326118	5112516	MASIPHULA JS	2	13	98	74	75.5	0	46	40	87.0	35	40	34	85.0
	500321678	5112328	MATHANGETSHITSHI H	2	8	158	75	47.5	4	112	80	71.4	22	70	51	72.9
	500201798	5112222	MATHOLE H	1	15	65	25	38.5	8	70	39	55.7	5	70	36	51.4
	500201946	5112131	MATHUNJWA S	1	7	123	121	98.4	18	131	130	99.2	2	146	143	97.9
	500202390	5112223	MATSHITSHOLO H	2	21	39	18	46.2	19	26	22	84.6	13	48	25	52.1
	500309172	5112224	MAZONKE H	1	17	31	24	77.4	17	33	26	78.8	16	21	15	71.4
	500204129	5112517	MBHEKWA H	3	0	79	40	50.6	59	90	68	75.6	84	117	91	77.8
	500205757	5112330	MCHITHEKI H	3	39	178	127	71.3	27	160	147	91.9	15	191	143	74.9
	500206571	5112225	MDUMELA S	1	15	44	37	84.1	12	48	28	58.3	5	55	35	63.6
	500208088	5112132	METZELFONTEIN COMBINED	3	2	6	4	66.7	1	4	4	100.0	9	3	1	33.3
	500208162	5112331	MEYAMA H	2	12	9	1	11.1	4	19	16	84.2	15	5	5	100.0
	500208717	5112332	MFINYELI H	2	28	141	110	78.0	42	88	73	83.0	24	99	86	86.9
	500210271	5112226	MHLAMBANSILA H	1	1	29	7	24.1	8	17	9	52.9	0	31	10	32.3
	500212787	5112333	MLOKOTHTWA H	3	4	125	115	92.0	11	152	142	93.4	7	107	100	93.5
	500212861	5112518	MLOMOKAZULU JS	3	11	98	65	66.3	11	104	60	57.7	5	124	98	79.0
	500214008	5112227	MNYAMANA H	1	12	73	63	86.3	19	62	57	91.9	20	60	55	91.7
	500214489	5112133	MONDLO S	3	53	81	81	100.0	45	82	81	98.8	62	86	85	98.8
	500216709	5112334	MPIKANINA H	1	11	30	28	93.3	5	62	62	100.0	0	140	99	70.7
	500216820	5112519	MPINDISO H	3	25	40	37	92.5	15	47	45	95.7	22	39	36	92.3
	500217005	5112157	MPOFINI S	3	39	89	64	71.9	59	91	58	63.7	81	110	62	56.4
	500217597	5112228	MPUNGAMHLOPHE S	2	0	99	36	36.4	26	96	40	41.7	13	88	34	38.6
	500218004	5112229	MQINISENI H	1	1	18	4	22.2	9	13	6	46.2	12	13	11	84.6
	500218337	5112335	MSHANELOWESIZWE H	1	14	115	43	37.4	3	52	42	80.8	24	53	51	96.2
	500337403	5112413	MTHINGANA JS	2	5	25	16	64.0	17	29	24	82.8	12	39	29	74.4
	500219410	5112336	MTHOMBOWESIZWE H	1	9	18	8	44.4	7	32	21	65.6	8	17	4	23.5
	500219632	5112230	MTHUNZIWOXOLO S	1	18	107	61	57.0	17	52	37	71.2	15	61	49	80.3
	500219891	5112520	MTSHEKULA H	2	18	11	7	63.6	27	8	6	75.0	9	20	17	85.0
	500221038	5112231	MUZIWENGQONDO S	2	5	31	15	48.4	4	18	13	72.2	10	17	6	35.3
	500221075	5112134	MUZIWEPAHLA S	2	4	45	34	75.6	8	32	20	62.5	14	35	20	57.1
	500303474	5112414	MUZIWESIZWE H	3	78	112	48	42.9	83	106	52	49.1	25	84	62	73.8
	500445517	5112255	MVALO SECONDARY SCHOOL	1					0	19	12	63.2	0	29	7	24.1
	500221704	5112135	MVUZINI S	3	1	30	25	83.3	13	39	26	66.7	18	47	35	74.5
	343286	5112534	MYEKENI SS	2	3	13	13	100.0	6	19	15	78.9	15	33	31	93.9
	500225478	5112232	NDLOVANA H	2	0	66	34	51.5	21	45	27	60.0	22	24	21	87.5
	500227254	5112137	NGALI S	2	3	114	76	66.7	39	99	59	59.6	35	88	70	79.5
	500227846	5112415	NGEBHUZANA H	1	6	10	3	30.0	0	4	4	100.0	2	6	6	100.0
	500228549	5112138	NGOTSHE S	1	35	52	37	71.2	44	53	41	77.4	34	70	54	77.1
	500228808	5112234	NGQENGELELE H	1	0	49	19	38.8	5	37	15	40.5	5	48	39	81.3

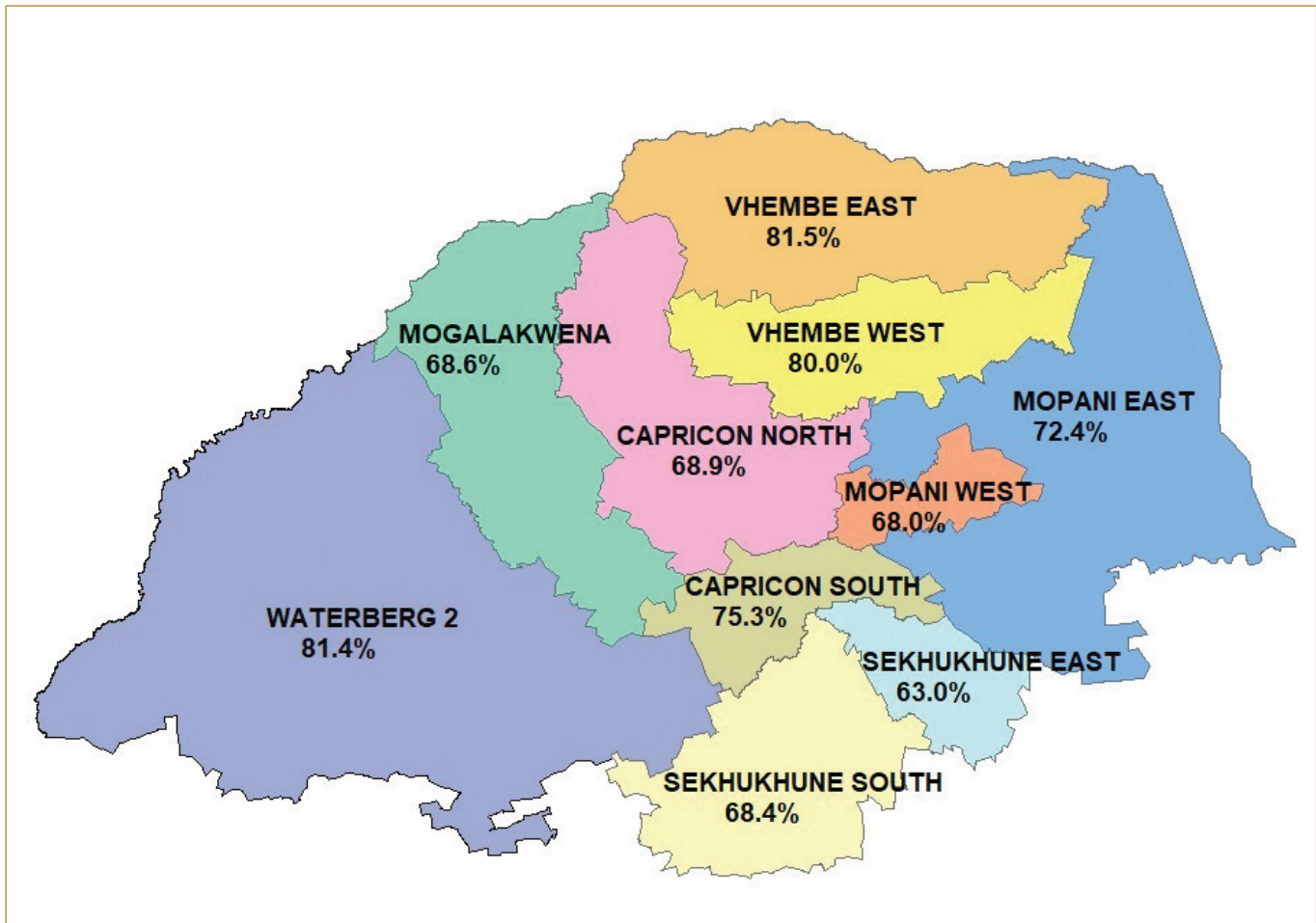
KWAZULU NATAL

District Name	EMIS No	Centre No	Centre Name	Quintile	2017				2018				2019			
					No Progressed	Wrote	Achieved	% Achieved	No Progressed	Wrote	Achieved	% Achieved	No Progressed	Wrote	Achieved	% Achieved
ZULULAND	500327487	5112416	NGWANYA COMBINED	2	6	12	0	0.0	6	15	7	46.7	3	7	7	100.0
	500229955	5112337	NHLANHLAYETHU S	2	7	27	15	55.6	9	12	6	50.0	0	25	22	88.0
	500230584	5112235	NHLUNGWANE H	1	0	74	44	59.5	23	49	28	57.1	19	50	42	84.0
	500231398	5112338	NKALAKUTHABA JS	0					10	28	18	64.3	2	35	33	94.3
	500232841	5112340	NKOWANE H	1	12	65	30	46.2	25	52	45	86.5	9	52	44	84.6
	500326858	5112341	NOJU S	3	11	51	32	62.7	9	54	44	81.5	12	45	43	95.6
	500235209	5112236	NOMZIMANA H	1	8	34	10	29.4	26	25	18	72.0	14	26	25	96.2
	500235246	5112342	NOMZINTO H	1	0	10	10	100.0	3	14	12	85.7	9	17	16	94.1
	500237133	5112343	NQABAYEMBUBE H	2	6	33	28	84.8	5	37	34	91.9	11	34	34	100.0
	500311244	5112344	NQOBIZITHA H	1	6	24	19	79.2	20	23	15	65.2	8	24	15	62.5
	500237799	5112237	NSABEKHULUMA H	1	0	34	23	67.6	1	28	10	35.7	3	28	19	67.9
	500238021	5112238	NSIKAYENDLU H	4	36	87	65	74.7	50	85	77	90.6	13	129	107	82.9
	500325711	5112239	NTABABOMVU JS	2	13	10	7	70.0	11	9	7	77.8	8	13	7	53.8
	500238983	5112240	NTABASUKA S	1	15	68	60	88.2	8	62	60	96.8	10	89	74	83.1
	500241832	5112362	NYONEBOMVU S	2	0	10	1	10.0	3	7	7	100.0	1	6	4	66.7
	500499130	5112254	ONDINI HIGH SCHOOL	9	0	17	15	88.2	0	11	11	100.0	0	18	18	100.0
	500303104	5112532	ONGANE COMBINED	1	0	3	3	100.0	2	8	1	12.5	6	7	5	71.4
	500244311	5112521	OPHONGOLA H	3	21	158	69	43.7	12	159	90	56.6	23	127	86	67.7
	500248640	5112241	PHIKWASE H	1	0	68	29	42.6	15	35	16	45.7	21	43	35	81.4
	500249750	5112345	PHUMANYOVA H	3	27	166	166	100.0	62	257	257	100.0	78	274	274	100.0
	500250638	5112142	PIONIER H	4	1	88	86	97.7	0	94	93	98.9	0	95	93	97.9
	500250934	5112522	PONGOLA AKADEMIE	4	0	21	18	85.7	0	17	17	100.0	0	24	24	100.0
	500250897	5112523	PONGOLA INTERMEDIATE	2	0	33	19	57.6	16	26	25	96.2	18	29	29	100.0
	500108817	5112346	PRINCE BHEKINTHINTA H	1	10	33	21	63.6	1	29	13	44.8	3	60	28	46.7
	500251637	5112347	PRINCE MNYAYIZA H	3	18	75	46	61.3	53	69	51	73.9	26	91	48	52.7
	500224479	5112348	PRINCE NDABUKO H	2	5	13	8	61.5	19	10	7	70.0	2	5	2	40.0
	234654	5112363	PRINCE NOMATIYELA	1	0	21	15	71.4	6	23	22	95.7	9	26	26	100.0
	500251674	5112349	PRINCE SILWANE H	2	9	15	6	40.0	2	14	13	92.9	5	6	6	100.0
	500272616	5112350	PRINCE SOJIYISA H	1	15	56	16	28.6	0	67	7	10.4	7	19	17	89.5
	500284160	5112351	PRINCE TOKOTOKO H	3	1	54	35	64.8	8	53	29	54.7	10	32	25	78.1
	500299663	5112358	PRINCE ZIBHEBHU S	1	7	35	23	65.7	20	25	18	72.0	20	35	35	100.0
	500259925	5112524	SEBENZAKANZIMA S	3	26	130	63	48.5	17	74	59	79.7	17	94	72	76.6
	500260110	5112143	SEKETHWAYO S	3	19	52	43	82.7	31	28	26	92.9	22	46	42	91.3
	500260332	5112242	SENZANGAKHONA S	2	0	92	87	94.6	0	102	83	81.4	23	94	86	91.5
	500262071	5112243	SHIBILIKA S	1	2	44	6	13.6	9	26	9	34.6	26	30	17	56.7
	500262256	5112145	SHONGOLOLO COMBINED	2	17	19	16	84.2	8	25	9	36.0	6	31	18	58.1
	500262626	5112244	SIBANISAKHE H	1	10	79	70	88.6	0	95	71	74.7	3	85	71	83.5
	500263625	5112525	SIBUMBENE H	2	29	56	34	60.7	1	17	16	94.1	38	21	20	95.2
	500263699	5112353	SIBUSISO H	2	15	41	25	61.0	16	66	31	47.0	5	57	55	96.5
	500264550	5112526	SIGQAMISE S	3	38	116	97	83.6	41	83	72	86.7	45	86	66	76.7
	500264735	5112147	SIHLENGENI COMBINED S	1	9	17	5	29.4	13	12	8	66.7	0	16	14	87.5
	500327448	5112148	SIKHIYE S	2	5	42	25	59.5	9	40	30	75.0	4	31	28	90.3
	500304621	5112149	SIKHULILE COMBINED	2	39	32	21	65.6	31	32	17	53.1	25	26	17	65.4
	500266659	5112354	SINKONKONKO H	1	5	18	15	83.3	12	14	13	92.9	9	18	15	83.3
	500267806	5112150	SIPHOSINI H	2	19	59	38	64.4	12	28	18	64.3	25	14	11	78.6
	500267991	5112527	SIQALUKUBONA H	2	0	18	16	88.9	11	10	10	100.0	6	24	23	95.8

KWAZULU NATAL

District Name	EMIS No	Centre No	Centre Name	Quintile	2017				2018				2019			
					No Progressed	Wrote	Achieved	% Achieved	No Progressed	Wrote	Achieved	% Achieved	No Progressed	Wrote	Achieved	% Achieved
					ZULULAND	500304991	5112151	SIQOPHUMLANDO S	2	4	18	11	61.1	4	7	2
	500268990	5112245	SITHOLINHLANHLA S	2	4	29	18	62.1	5	28	10	35.7	19	20	16	80.0
	500270026	5112246	SIYANGEMPUMELELO H	2	40	88	58	65.9	2	73	53	72.6	25	106	60	56.6
	500270063	5112355	SIYAPHAHAKAMA H	1	14	38	21	55.3	17	32	29	90.6	3	33	28	84.8
	500270618	5112417	SIYAZIZAMELA S	1	0	8	2	25.0	3	6	3	50.0	3	2	1	50.0
	500342879	5112356	SIZABONKE S	1	5	17	12	70.6	10	7	7	100.0	6	25	24	96.0
	500272542	5112418	SOGADUZELA S	1	10	10	10	100.0	15	6	6	100.0	3	9	7	77.8
	500273134	5112528	SOMILE H	2	21	17	9	52.9	10	16	14	87.5	17	12	9	75.0
	500274429	5112529	SOZAMA H	3	6	75	36	48.0	35	43	37	86.0	58	69	57	82.6
	500276945	5112248	ST VICTOR S	2	2	73	51	69.9	11	64	55	85.9	7	60	52	86.7
	500231805	5112339	THANDULWAZI S	1	7	41	24	58.5	24	31	24	77.4	12	38	37	97.4
	495948	5112535	THOLIMFUNDO SS	1	0	21	10	47.6	7	4	4	100.0	2	26	24	92.3
	500282828	5112249	THOLUKUKHANYA H	1	15	79	37	46.8	29	84	41	48.8	14	101	46	45.5
	500283605	5112357	THULWANA H	1	1	12	2	16.7	5	10	6	60.0	5	11	11	100.0
	500446331	5112253	TSHANIBEZWE S	1	7	33	23	69.7	13	29	23	79.3	17	34	20	58.8
	500287268	5112152	UMFOLOZI S	1	19	35	31	88.6	21	24	24	100.0	14	25	25	100.0
	500287860	5112250	UMHLOLUTHINI H	1	5	30	1	3.3	11	33	17	51.5	3	16	16	100.0
	500287527	5112530	UMNGAMA INTERMEDIATE	1	1	11	7	63.6	0	32	20	62.5	6	27	18	66.7
	500290265	5112153	UQWEQWE S	1	12	60	23	38.3	8	28	11	39.3	18	29	16	55.2
	500303215	5112420	UZWANO S	1	1	40	21	52.5	21	19	17	89.5	0	14	14	100.0
	500292707	5112154	VRYHEID COMPREHENSIVE S	4	4	138	122	88.4	23	155	139	89.7	21	179	163	91.1
	500292744	5112155	VRYHEID H	5	2	154	137	89.0	0	149	136	91.3	0	149	142	95.3
	500293040	5112531	VUKANIMAZULU S	2	8	10	10	100.0	4	11	11	100.0	14	15	15	100.0
	500293262	5112251	VUKUZA H	1	14	39	37	94.9	12	36	28	77.8	8	34	33	97.1
	500403411	5112533	VUSISIZWE INDEPENDENT	9	0	13	13	100.0	0	16	15	93.8	1	19	19	100.0
	500298627	5112156	ZAMANGOTHANDO S	2	8	15	14	93.3	1	12	8	66.7	12	16	15	93.8
	500302105	5112252	ZWELONKE H	1	14	121	103	85.1	5	127	117	92.1	1	155	139	89.7

LIMPOPO



LIMPOPO

District Name	EMIS No	Centre No	Centre Name	Quintile	2017				2018				2019							
					No Progressed	Wrote	Achieved	% Achieved	No Progressed	Wrote	Achieved	% Achieved	No Progressed	Wrote	Achieved	% Achieved				
CAPRICORN NORTH	920213146	7043208	ALLDAYS COMBINED ACADEMY	2	11	27	19	70.4	17	32	31	96.9	0	18	16	88.9				
	922250072	7042101	B K MATLALA COMMERCIAL HIGH	2	5	53	34	64.2	21	76	42	55.3	3	52	30	57.7				
	922250041	7041301	BAHLALOGA SECONDARY	2	4	24	14	58.3	8	21	4	19.0	0	6	5	83.3				
	922250065	7041302	BAKWENA SENIOR SECONDARY	2	6	32	18	56.3	8	26	21	80.8	0	15	2	13.3				
	920210029	7042403	BATAUNG HIGH	2	28	64	40	62.5	13	47	41	87.2	0	20	13	65.0				
	922210043	7042501	BODIELA SECONDARY	1	26	35	10	28.6	4	22	15	68.2	13	14	8	57.1				
	922220057	7041202	BOETSE SECONDARY	3	30	164	109	66.5	25	145	82	56.6	0	120	103	85.8				
	922250096	7041504	BOSAKGO SECONDARY	2	18	15	7	46.7	16	14	10	71.4	0	17	10	58.8				
	922251594	7041505	BOTSHOLLA SECONDARY	1	4	53	31	58.5	7	56	36	64.3	0	46	25	54.3				
	922220095	7041403	BOTSIKANA SECONDARY	2	0	26	4	15.4	3	22	4	18.2	0	15	5	33.3				
	922250126	7041508	CHECHEMA SECONDARY	2	81	113	37	32.7	1	47	28	59.6	0	29	23	79.3				
	922250133	7041509	CHIKA SENIOR SECONDARY	2	8	55	44	80.0	4	68	66	97.1	1	70	53	75.7				
	992201201	7042407	DENDRON SECONDARY	3	4	218	214	98.2	3	239	235	98.3	0	177	172	97.2				
	920210128	7043401	DIKOLOI SECONDARY	1	11	54	30	55.6	36	44	29	65.9	6	43	34	79.1				
	904210159	7043303	DITHEBELE SECONDARY	2	21	29	21	72.4	46	14	9	64.3	0	20	17	85.0				
	922220163	7041406	DR M J MADIBA SECONDARY	3	14	23	10	43.5	6	21	14	66.7	0	18	14	77.8				
	919341114	7044201	FEDILE HIGH	2	26	75	42	56.0	19	86	64	74.4	0	26	21	80.8				
	920210173	7042405	GEORGE TLADI TECHNICAL HIGH	2	36	102	67	65.7	11	133	77	57.9	27	90	63	70.0				
	906250195	7042102	HARRY OPPENHEIMER SECONDARY	3	1	125	102	81.6	0	102	94	92.2	0	78	77	98.7				
	920210197	7042581	HELENE FRANZ SECONDARY	9	0	13	7	53.8	25	6	4	66.7	0	9	5	55.6				
	922250201	7042103	IPOPENG SECONDARY	2	6	56	41	73.2	9	76	57	75.0	16	61	52	85.2				
	922220279	7041103	J H MOLOTO SECONDARY	2	16	44	37	84.1	10	50	41	82.0	15	51	39	76.5				
	922220286	7041409	JOEL SIBASA SENIOR SECONDARY	3	35	41	18	43.9	13	30	16	53.3	0	20	10	50.0				
	922250218	7041303	KABELA SECONDARY	2	8	55	37	67.3	1	71	63	88.7	0	45	42	93.3				
	922250225	7041506	KARABI SECONDARY	1	10	64	41	64.1	9	57	34	59.6	0	50	31	62.0				
	922250232	7041501	KEDISHI SECONDARY	2	20	34	17	50.0	2	17	12	70.6	3	10	7	70.0				
	920212384	7043514	KETUDI HIGH	1	5	21	9	42.9	8	13	8	61.5	1	19	12	63.2				
	922220330	7041207	KGABO SECONDARY	3	10	28	24	85.7	4	40	39	97.5	0	50	38	76.0				
	922220934	7041101	KGAKOA (MOGAKOA) SECONDARY	2	50	242	199	82.2	34	236	198	83.9	0	217	181	83.4				
	920210258	7043108	KGALUSHI SECONDARY	1	24	35	15	42.9	15	45	22	48.9	0	48	17	35.4				
	919340678	7044202	KGARAHARA HIGH	2	10	36	25	69.4	8	40	24	60.0	0	32	13	40.6				
	922250249	7042104	KGOKE SECONDARY	2	21	84	24	28.6	24	58	26	44.8	0	24	17	70.8				
922210302	7042502	KGOKONYANE SECONDARY	1	5	28	11	39.3	4	23	20	87.0	0	19	15	78.9					
920210319	7043110	KGOKWANA SECONDARY	1	9	33	14	42.4	15	46	25	54.3	0	29	25	86.2					
922220354	7041404	KGOLOKGOTLHA LEDWABA SECONDARY	3	18	38	23	60.5	11	42	23	54.8	0	24	10	41.7					
920210326	7042401	KGOLOUTHWANA SECONDARY	2	18	115	57	49.6	23	65	46	70.8	0	32	27	84.4					
920210333	7043407	KGOPUDI SECONDARY	1	67	106	43	40.6	69	113	38	33.6	3	89	42	47.2					
922250287	7041510	KHWINANA SECONDARY	1	0	68	25	36.8	20	46	22	47.8	0	23	15	65.2					

LIMPOPO

District Name	EMIS No	Centre No	Centre Name	Quintile	2017				2018				2019							
					No Progressed	Wrote	Achieved	% Achieved	No Progressed	Wrote	Achieved	% Achieved	No Progressed	Wrote	Achieved	% Achieved				
CAPRICORN NORTH	920210388	7043101	KOLA LEBOHO SECONDARY	1	1	20	9	45.0	2	26	6	23.1	3	19	4	21.1				
	922250324	7042201	KWENA-A-PEU SECONDARY	2	16	28	13	46.4	10	38	13	34.2	0	17	9	52.9				
	920210418	7042404	LEHAIWA SENIOR SECONDARY	2	30	50	23	46.0	49	47	30	63.8	0	13	5	38.5				
	920210425	7043503	LENARE SECONDARY	1	4	14	10	71.4	0	12	5	41.7	5	5	4	80.0				
	919340685	7044203	LETHEBA SECONDARY	2	62	95	56	58.9	20	44	35	79.5	0	52	25	48.1				
	920210456	7043103	MABEA SENIOR SECONDARY	2	23	68	41	60.3	14	30	29	96.7	46	32	31	96.9				
	920210494	7043204	MABOTHA SECONDARY	2	14	27	20	74.1	16	27	18	66.7	0	19	16	84.2				
	922210524	7042503	MADIKWENG SENIOR SECONDARY	2	0	42	37	88.1	8	46	35	76.1	2	41	28	68.3				
	920210531	7043206	MAHADIKANA SECONDARY	2	9	21	16	76.2	8	19	7	36.8	0	13	11	84.6				
	922250478	7041304	MAHLABELA SECONDARY	2	10	52	47	90.4	9	59	46	78.0	0	50	28	56.0				
	920210548	7043402	MAHLASE SENIOR SECONDARY	1	18	40	30	75.0	53	61	48	78.7	21	60	46	76.7				
	922250492	7042105	MAHOAI HIGH	2	4	97	78	80.4	6	98	80	81.6	1	94	85	90.4				
	992201502	7043307	MAKAMA SECONDARY SCHOOL	1	22	10	1	10.0	25	10	1	10.0	0	3	0	0.0				
	922210579	7043513	MAKANGWANE SECONDARY	1	11	27	9	33.3	6	22	2	9.1	4	4	4	100.0				
	919340661	7044204	MAKGATO HIGH	2	31	54	11	20.4	35	50	17	34.0	0	53	14	26.4				
	992202501	7041502	MAKGETHA SECONDARY	2	13	40	30	75.0	5	40	25	62.5	0	39	18	46.2				
	922251778	7042206	MAKOBATENG SECONDARY	2	0	16	3	18.8	2	10	2	20.0	0	8	0	0.0				
	920210630	7043403	MALEBOHO SENIOR SECONDARY	1	18	70	40	57.1	38	60	36	60.0	0	48	33	68.8				
	920210661	7043302	MALUSI SECONDARY	2	23	112	52	46.4	14	85	38	44.7	35	52	39	75.0				
	919340326	7044205	MAMAFI SECONDARY	2	1	18	9	50.0	4	17	7	41.2	1	18	12	66.7				
	920210708	7043501	MAMMOKA SECONDARY	1	25	83	56	67.5	46	83	60	72.3	37	118	72	61.0				
	0	7041108	MAMOCHOKO SECONDARY SCHOOL	1									0	17	10	58.8				
	920210715	7043105	MAMODUWANE SECONDARY	2	1	18	3	16.7	4	25	18	72.0	1	5	4	80.0				
	919340371	7044101	MAMOKUTUPI SECONDARY	2	3	27	18	66.7	7	34	15	44.1	0	23	14	60.9				
	922220613	7041105	MAMOLEMANE SECONDARY	2	6	136	98	72.1	15	98	56	57.1	8	63	50	79.4				
	922250539	7042213	MAMONE SECONDARY	2	11	31	13	41.9	7	27	7	25.9	0	16	8	50.0				
	920210784	7043309	MANKGAKGATLA SENIOR SECONDARY	2	16	51	31	60.8	20	44	27	61.4	0	22	16	72.7				
	920210791	7043404	MANOE SECONDARY	1	30	158	58	36.7	13	59	49	83.1	0	73	59	80.8				
	922250553	7042106	MAOWANENG SECONDARY	2	10	73	19	26.0	12	55	18	32.7	0	30	11	36.7				
	922250560	7042203	MAPALE SENIOR SECONDARY	2	6	32	21	65.6	5	22	9	40.9	0	17	15	88.2				
	904210821	7043304	MAPHUTHA SECONDARY	2	35	80	29	36.3	55	72	31	43.1	0	48	22	45.8				
	920210845	7043305	MARUMOFASE COMMUNITY HIGH	2	59	148	55	37.2	18	88	62	70.5	1	93	48	51.6				
	919340388	7044102	MASEDI SECONDARY	3	35	38	30	78.9	16	54	45	83.3	0	36	33	91.7				
922220699	7041204	MASEROLE SECONDARY	2	3	121	79	65.3	16	127	98	77.2	5	119	87	73.1					
919340395	7044103	MASHAHA SECONDARY	2	0	27	16	59.3	11	42	22	52.4	0	30	19	63.3					
922250577	7041305	MASHIANE HIGH	2	13	43	14	32.6	6	19	7	36.8	0	23	7	30.4					
920210890	7043205	MASOKA SECONDARY	2	1	23	12	52.2	10	21	15	71.4	16	17	14	82.4					
922220736	7041102	MATHABATHA SECONDARY	2	18	42	32	76.2	39	38	6	15.8	0	23	17	73.9					

LIMPOPO

District Name	EMIS No	Centre No	Centre Name	Quintile	2017				2018				2019			
					No Progressed	Wrote	Achieved	% Achieved	No Progressed	Wrote	Achieved	% Achieved	No Progressed	Wrote	Achieved	% Achieved
CAPRICORN NORTH	992201304	7042509	MATHEW PHOSA SECONDARY SCHOOL	2					0	34	30	88.2	7	47	41	87.2
	920210913	7043201	MATHIPA MAKGATO SECONDARY	1	21	46	26	56.5	6	65	25	38.5	1	46	24	52.2
	920210951	7043111	MATSUOKWANE SECONDARY	1	8	26	21	80.8	15	25	21	84.0	0	36	34	94.4
	920210968	7043306	MATSWAKE SECONDARY	1	61	72	30	41.7	34	46	28	60.9	1	39	29	74.4
	922250607	7042202	MATUMA SECONDARY	2	5	15	6	40.0	6	10	1	10.0	0	10	2	20.0
	922220811	7041402	MILENTE SECONDARY	3	8	27	14	51.9	5	18	12	66.7	0	10	4	40.0
	922220842	7041203	MMAKGABO SENIOR SECONDARY	2	33	60	18	30.0	0	59	42	71.2	0	72	30	41.7
	920211015	7042504	MMALOTLO SENIOR SECONDARY	1	17	21	15	71.4	12	20	17	85.0	0	17	12	70.6
	922251785	7042209	MMAMEHLABE SENIOR SECONDARY	2	1	35	26	74.3	15	41	29	70.7	0	47	22	46.8
	922250645	7042301	MMAMOLOPE SENIOR SECONDARY	2	13	60	53	88.3	10	61	52	85.2	0	53	47	88.7
	922251792	7042207	MMANKOGAEDUPE SECONDARY	2	20	32	19	59.4	11	12	9	75.0	8	13	11	84.6
	920210814	7043107	MMANTSHAKO SECONDARY	1	19	59	19	32.2	13	29	15	51.7	0	16	7	43.8
	920211046	7043104	MMATSELA HIGH	2	14	31	28	90.3	14	21	18	85.7	17	20	15	75.0
	904220910	7041401	MMATSHIPI SENIOR SECONDARY	2	12	88	38	43.2	17	96	43	44.8	0	40	26	65.0
	922250676	7041503	MOCHEDI HIGH	2	67	123	53	43.1	14	91	43	47.3	22	85	63	74.1
	922211077	7042410	MODUMELA SECONDARY	2	15	61	18	29.5	6	20	8	40.0	7	17	7	41.2
	922250690	7041507	MODUMO SECONDARY	2	4	19	8	42.1	14	34	8	23.5	0	30	7	23.3
	920211107	7043512	MOHLAKENG COMBINED SCHOOL	1	2	17	15	88.2	0	19	17	89.5	1	16	15	93.8
	919340418	7044104	MOKOMENE HIGH	3	25	32	29	90.6	55	46	38	82.6	1	32	27	84.4
	920212377	7043504	MOLOKO SENIOR SECONDARY	1	8	26	12	46.2	5	12	4	33.3	12	8	5	62.5
	922222466	7041208	MONYONG SECONDARY	3	22	60	38	63.3	24	74	61	82.4	4	45	39	86.7
	992207100	7044106	MOREBENG HIGH SCHOOL	1	2	24	12	50.0	22	32	14	43.8	0	49	36	73.5
	922250584	7041306	MOSHIDI SECONDARY	2	7	22	11	50.0	3	25	19	76.0	0	27	19	70.4
	920211190	7043109	MOSHOKOA SECONDARY	1	12	77	49	63.6	20	90	58	64.4	0	45	38	84.4
	922221015	7041104	MOSHUBABA SECONDARY	2	69	106	80	75.5	37	124	76	61.3	0	118	85	72.0
	922250751	7042307	MOSONYA SECONDARY	2	5	11	10	90.9	13	17	12	70.6	5	20	16	80.0
	919340333	7044206	MOTLALAOHLE SECONDARY	2	10	180	134	74.4	25	200	130	65.0	57	180	101	56.1
	922252017	7042205	MOTLISHI SECONDARY	2	18	62	32	51.6	5	56	30	53.6	0	55	29	52.7
	920211206	7042505	MPATAPATA SECONDARY	2	5	27	26	96.3	3	27	24	88.9	0	15	12	80.0
	920211220	7043509	MPHELA SECONDARY	1	22	50	18	36.0	1	51	20	39.2	17	31	10	32.3
	920211237	7043106	MPHENGWA SECONDARY	1	4	44	24	54.5	32	95	44	46.3	9	39	33	84.6
	992205203	7041205	MPHETHANTSHA HIGH	2	4	80	31	38.8	1	62	30	48.4	0	56	29	51.8
920211268	7043502	MY DARLING SENIOR SECONDARY	1	24	46	24	52.2	13	47	24	51.1	5	43	17	39.5	
920211275	7043202	NAKEDI SECONDARY	1	16	36	16	44.4	14	35	9	25.7	8	22	8	36.4	
922221142	7041107	NARE SENIOR SECONDARY	2	21	104	96	92.3	16	113	92	81.4	0	100	86	86.0	
922251754	7042211	NCHELELENG SENIOR SECONDARY	2	27	68	18	26.5	9	58	10	17.2	0	30	5	16.7	

LIMPOPO

District Name	EMIS No	Centre No	Centre Name	Quintile	2017				2018				2019				
					No Progressed	Wrote	Achieved	% Achieved	No Progressed	Wrote	Achieved	% Achieved	No Progressed	Wrote	Achieved	% Achieved	
CAPRICORN NORTH	922250805	7042107	NGAKANA SECONDARY	2	11	77	32	41.6	10	38	19	50.0	0	31	25	80.6	
	920212476	7043207	NGWAKWANA SECONDARY	2	14	21	8	38.1	14	5	5	100.0	0	16	8	50.0	
	922251815	7042210	NGWANALLELA HIGH	1	0	38	26	68.4	5	32	22	68.8	0	30	22	73.3	
	922251761	7042204	NKGOPOLENG BAKONE SECONDARY	2	7	96	94	97.9	21	115	108	93.9	0	134	130	97.0	
	905341183	7044105	NTHABISENG SECONDARY	3	15	49	27	55.1	7	35	25	71.4	0	11	8	72.7	
	922250867	7041307	NTHEMA SENIOR SECONDARY	2	11	28	9	32.1	0	19	7	36.8	0	19	5	26.3	
	920211329	7043102	NTSOSE SECONDARY	1	8	23	19	82.6	10	24	18	75.0	8	19	8	42.1	
	920211350	7042506	PHAGAMANG SENIOR SECONDARY	2	0	77	65	84.4	1	65	57	87.7	0	90	79	87.8	
	920211367	7042402	PHALA SECONDARY	2	25	85	61	71.8	17	77	54	70.1	1	68	40	58.8	
	922222510	7041206	PHALATLOU SECONDARY	2	8	41	33	80.5	5	13	9	69.2	0	14	13	92.9	
	922250911	7041308	PHOKELA SECONDARY	2	3	14	9	64.3	0	13	1	7.7	0	13	5	38.5	
	920211374	7043511	PHUMATLA SECONDARY	1	7	26	4	15.4	2	14	7	50.0	1	2	1	50.0	
	922250928	7042108	PHUTI SEOPA SECONDARY	2	16	30	11	36.7	12	25	14	56.0	0	16	13	81.3	
	920211428	7043408	RADIKGOBETHE SECONDARY	1	84	90	64	71.1	75	112	48	42.9	0	34	28	82.4	
	992202402	7041511	RADIPITSI SECONDARY SCHOOL	2	9	26	7	26.9	6	26	7	26.9	0	14	6	42.9	
	920211435	7043405	RADIRA SECONDARY	1	3	51	37	72.5	26	44	33	75.0	21	29	24	82.8	
	992201602	7043515	RAKGARI HIGH SCHOOL	1					0	17	5	29.4	6	13	4	30.8	
	904211442	7043301	RALEKWALANA SECONDARY	2	75	114	56	49.1	30	75	41	54.7	0	36	30	83.3	
	920211473	7043310	RAMATEMA SECONDARY	2	13	24	12	50.0	24	23	20	87.0	0	16	15	93.8	
	920211497	7043510	RAMOHLAKANA SECONDARY	1	16	26	19	73.1	1	28	24	85.7	7	32	26	81.3	
	920211503	7043409	RAMOKGETHI SECONDARY	1	6	14	12	85.7	4	12	12	100.0	0	7	1	14.3	
	920211510	7042507	RAMOTSHABI SECONDARY	2	0	38	26	68.4	0	28	11	39.3	0	34	7	20.6	
	919340340	7044207	RAMPO HIGH	2	34	49	20	40.8	23	45	23	51.1	5	32	25	78.1	
	920211534	7043507	RAPETSWA SECONDARY	1	9	11	5	45.5	4	19	16	84.2	7	11	8	72.7	
	920211541	7043308	RAPHATLHA SECONDARY	1	16	41	14	34.1	13	28	13	46.4	0	39	13	33.3	
	920213168	7043412	RASEKGALA SECONDARY	1	22	32	13	40.6	34	14	8	57.1	0	18	7	38.9	
	922251020	7041309	RASELETE SECONDARY	2	7	30	23	76.7	0	22	18	81.8	0	24	17	70.8	
	919341152	7044208	RASEMA SECONDARY	2	23	34	24	70.6	20	37	24	64.9	0	28	19	67.9	
	920211626	7042508	SCHOONGEZICHT HIGH	2	15	24	11	45.8	25	38	21	55.3	2	39	31	79.5	
	919340357	7044108	SEALE SECONDARY	3	28	34	28	82.4	14	32	21	65.6	0	19	17	89.5	
	919340432	7044107	SEFOLOKO SECONDARY	3	11	308	168	54.5	38	218	133	61.0	0	106	76	71.7	
	920211664	7043508	SEIKGONI SECONDARY	1	9	37	6	16.2	10	31	12	38.7	9	25	9	36.0	
	920211671	7043406	SEIPHI SECONDARY	1	16	33	25	75.8	12	14	12	85.7	3	14	12	85.7	
	922221470	7041410	SEIPONE SECONDARY	2	5	38	22	57.9	10	20	10	50.0	5	25	13	52.0	
922251075	7041310	SEKATI SECONDARY	2	10	21	13	61.9	2	8	7	87.5	0	13	9	69.2		
920211688	7043410	SEKELEKA SENIOR SECONDARY	2	20	53	19	35.8	13	42	27	64.3	0	37	19	51.4		
922211718	7042411	SEKURUWE COMBINED	2	14	49	30	61.2	5	42	34	81.0	0	42	35	83.3		
922251099	7042208	SELAMODI SENIOR SECONDARY	2	9	55	43	78.2	3	64	48	75.0	1	48	39	81.3		
922251112	7042109	SEMANENG SECONDARY	2	8	28	18	64.3	8	31	14	45.2	0	24	18	75.0		
922251136	7042302	SEO SECONDARY	1	7	27	18	66.7	2	13	5	38.5	1	18	5	27.8		

LIMPOPO																
District Name	EMIS No	Centre No	Centre Name	Quintile	2017				2018				2019			
					No Progressed	Wrote	Achieved	% Achieved	No Progressed	Wrote	Achieved	% Achieved	No Progressed	Wrote	Achieved	% Achieved
CAPRICORN NORTH	922251143	7041311	SEOKENG SECONDARY	2	2	53	28	52.8	3	45	27	60.0	0	31	23	74.2
	922211794	7042408	SERIPA SECONDARY	2	4	52	31	59.6	11	51	28	54.9	0	52	30	57.7
	922221500	7041201	SESHEGO HIGH	3	6	213	77	36.2	67	132	80	60.6	51	76	65	85.5
	922211848	7042409	SHAKOLENG SECONDARY	2	9	57	22	38.6	5	61	27	44.3	5	54	23	42.6
	919341169	7044209	ST BRENDAN'S CATHOLIC SECONDARY	4	4	105	96	91.4	3	122	110	90.2	0	134	119	88.8
	919340616	7044109	TABUDI SECONDARY	3	10	21	6	28.6	8	41	14	34.1	0	22	10	45.5
	920211862	7043311	TEMA SECONDARY	2	50	61	47	77.0	9	59	41	69.5	34	46	34	73.9
	920332271	7043203	THOKAMPE SECONDARY	2	26	94	47	50.0	19	137	64	46.7	6	57	31	54.4
	919340609	7044210	TIDIMA HIGH	2	66	108	52	48.1	52	60	44	73.3	0	81	57	70.4
	922221586	7041405	TLAKALE MASHASHANE SECONDARY	3	19	134	113	84.3	25	117	86	73.5	0	114	99	86.8
	922251174	7042110	TLOU SECONDARY	2	18	48	14	29.2	4	33	11	33.3	0	34	14	41.2
	920211909	7043505	TLOU-MATOME SECONDARY	1	16	37	11	29.7	11	39	18	46.2	11	39	19	48.7
	920211916	7043411	TSHENYANE JUNIOR SECONDARY	1	10	27	12	44.4	15	25	17	68.0	11	16	11	68.8
	922251808	7042212	TSHUKUTSWE HIGH	2	29	70	26	37.1	9	54	27	50.0	0	34	17	50.0
	920211930	7043506	TUMAKGOLE SENIOR	1	21	43	22	51.2	6	21	17	81.0	17	18	13	72.2
920211947	7042406	V P MANTHATA SENIOR SECONDARY	2	54	145	68	46.9	38	96	62	64.6	0	77	50	64.9	
CAPRICORN SOUTH	923240037	7033402	BAPHUTHENG SECONDARY	3	12	53	28	52.8	12	66	33	50.0	9	63	19	30.2
	923245536	7033310	BJATLADI HIGH	2	7	114	48	42.1	0	84	39	46.4	4	45	30	66.7
	923260048	7032102	BOIKHUTSONG SENIOR SECONDARY	1	11	33	18	54.5	16	21	20	95.2	16	24	21	87.5
	922220071	7034113	BOKAMOSO SENIOR SECONDARY	3	6	103	91	88.3	16	96	76	79.2	0	90	74	82.2
	923240051	7033412	BOSHEGO HIGH	3	17	27	19	70.4	4	46	28	60.9	16	69	50	72.5
	904220101	7034104	CAPRICORN HIGH	5	5	239	223	93.3	9	205	194	94.6	0	250	215	86.0
	923240075	7033112	CHAKGA JUNIOR SECONDARY	2	20	28	20	71.4	10	15	6	40.0	20	25	22	88.0
	921230023	7031302	CHITA KEKANA SENIOR SECONDARY	2	25	93	46	49.5	0	70	46	65.7	28	102	53	52.0
	923260093	7032305	CHUEUE KGOLO SECONDARY	2	4	134	73	54.5	16	68	40	58.8	16	66	42	63.6
	923260109	7032201	DEREK KOBE SENIOR SECONDARY	3	20	339	203	59.9	65	351	234	66.7	53	216	166	76.9
	923260123	7032403	DIKOBÉ MOLABA SECONDARY	2	3	34	20	58.8	37	80	7	8.8	31	53	13	24.5
	923260130	7032301	DINAO SECONDARY	2	6	136	60	44.1	17	119	49	41.2	27	57	35	61.4
	923242217	7033303	DITLALAMESO SECONDARY	3	42	133	98	73.7	71	105	84	80.0	0	127	105	82.7
	923260154	7032106	DITSEPU SECONDARY	2	9	63	46	73.0	33	62	38	61.3	11	36	29	80.6
	923240136	7033209	DOASHO HIGH	2	69	133	61	45.9	74	69	32	46.4	10	57	38	66.7
	922220156	7034204	DR A M S MAKUNYANE SECONDARY	3	34	98	63	64.3	31	67	51	76.1	21	60	55	91.7
904223389	7034105	FLORAPARK COMPREHENSIVE HIGH SCHOOL	4	4	148	90	60.8	11	153	127	83.0	22	152	136	89.5	
992203502	7033312	FRANS MOHLALA SECONDARY SCHOOL	3					1	35	11	31.4	0	65	42	64.6	

LIMPOPO

District Name	EMIS No	Centre No	Centre Name	Quintile	2017				2018				2019				
					No Progressed	Wrote	Achieved	% Achieved	No Progressed	Wrote	Achieved	% Achieved	No Progressed	Wrote	Achieved	% Achieved	
CAPRICORN SOUTH	922220187	7034301	GEORGE MORAGULA SECONDARY	3	76	74	22	29.7	6	30	25	83.3	4	36	24	66.7	
	923240143	7033506	GERSON NTJIE SECONDARY	2	26	136	89	65.4	60	91	68	74.7	13	81	71	87.7	
	904223446	7034193	HAPPY DAY COMBINED SCHOOL	9	7	12	3	25.0	0	9	8	88.9	0	12	10	83.3	
	904220217	7034108	HOER LANDBOUSKOOL KUSCHKE	5	1	69	52	75.4	0	61	51	83.6	0	78	69	88.5	
	904220224	7034102	HOERSKOOL NOORDERLAND	5	4	180	158	87.8	0	190	188	98.9	5	154	152	98.7	
	904220231	7034101	HOERSKOOL PIETERSBURG	5	0	237	237	100.0	0	251	248	98.8	0	206	202	98.1	
	923240150	7033301	HWITI HIGH	3	86	278	101	36.3	45	98	62	63.3	0	58	47	81.0	
	923260239	7032401	J K TABANE SECONDARY	1	22	75	34	45.3	30	64	36	56.3	19	54	33	61.1	
	922220262	7034309	JAWEJAWE LEDWABA SECONDARY	3	23	76	27	35.5	11	52	17	32.7	18	58	33	56.9	
	922222657	7034304	JONAS MANTJIU SECONDARY	3	16	10	7	70.0	10	12	5	41.7	6	18	14	77.8	
	921230078	7031310	JUBANA HIGH	1	8	29	12	41.4	3	29	13	44.8	6	20	11	55.0	
	992205506	7034109	KABELO COMBINED SCHOOL	3	11	62	35	56.5	0	79	43	54.4	3	57	36	63.2	
	923260246	7032506	KGADIMO SECONDARY	1	16	36	21	58.3	11	17	11	64.7	8	31	14	45.2	
	923260260	7032405	KGAGATLOU SECONDARY	2	35	390	211	54.1	55	387	212	54.8	16	263	126	47.9	
	921230092	7031205	KGAKALA SECONDARY	1	19	44	36	81.8	20	39	29	74.4	25	28	27	96.4	
	923260277	7032507	KGALEMA SENIOR SECONDARY	1	3	51	24	47.1	22	59	35	59.3	1	42	31	73.8	
	923260307	7032307	KGWADIAMOLEKE SECONDARY	2	4	50	13	26.0	3	28	12	42.9	0	23	11	47.8	
	923260345	7032408	KGWARATLOU HIGH	1	1	74	43	58.1	16	54	31	57.4	12	48	41	85.4	
	922220378	7034201	KHAISO HIGH	3	30	107	94	87.9	53	94	81	86.2	54	100	97	97.0	
	923240211	7033304	KLAAS MOTHAPO SECONDARY	3	1	26	22	84.6	0	36	29	80.6	0	51	40	78.4	
	923260321	7032205	KOPANO SECONDARY	3	21	120	64	53.3	15	121	78	64.5	0	123	51	41.5	
	923260376	7032207	LEBOWAKGOMO SENIOR SECONDARY	2	17	42	16	38.1	22	30	20	66.7	0	23	12	52.2	
	923260308	7032303	LEHLAGA SECONDARY	1	3	103	47	45.6	0	122	54	44.3	3	74	46	62.2	
	923240266	7033408	LEKOTA SENIOR SECONDARY	3	29	128	45	35.2	5	66	46	69.7	24	31	28	90.3	
	923242422	7033403	LERULENG SECONDARY	3	6	73	31	42.5	2	63	38	60.3	13	36	28	77.8	
	923260432	7032103	LESHIKISHIKI HIGH	2	24	49	26	53.1	19	27	20	74.1	21	33	23	69.7	
	992205604	7034111	LUTHULI PARK SCHOOL	3	5	62	31	50.0	7	48	36	75.0	0	17	13	76.5	
	922220804	7034202	M E MAKGATO SECONDARY	3	18	144	40	27.8	10	103	57	55.3	19	89	39	43.8	
	923241061	7033311	M P MAMABOLO SECONDARY	2	10	38	16	42.1	9	34	14	41.2	0	36	13	36.1	
	904241092	7033206	MACHAKA ROBERT MAMABOLO SECONDARY	2	0	67	18	26.9	10	52	20	38.5	17	31	19	61.3	
	921230146	7031304	MACK SEMEKA SENIOR SECONDARY	2	42	82	70	85.4	35	48	43	89.6	0	48	42	87.5	
	921230849	7031206	MADIBO SECONDARY	1	9	57	31	54.4	19	41	27	65.9	19	36	23	63.9	
923240310	7033509	MADIPOANE SECONDARY	2	53	83	42	50.6	6	50	25	50.0	48	27	24	88.9		
923240327	7033401	MAFOLOFOLO HIGH	3	22	101	75	74.3	12	147	70	47.6	31	97	67	69.1		
921230177	7031204	MAFSIAKGOMO SECONDARY	1	28	25	11	44.0	45	28	17	60.7	18	39	13	33.3		
923242484	7033110	MAGAEDISHA HIGH	2	0	52	42	80.8	17	61	35	57.4	21	49	35	71.4		

LIMPOPO

District Name	EMIS No	Centre No	Centre Name	Quintile	2017				2018				2019					
					No Progressed	Wrote	Achieved	% Achieved	No Progressed	Wrote	Achieved	% Achieved	No Progressed	Wrote	Achieved	% Achieved		
CAPRICORN SOUTH	923240358	7033409	MAGOGO SECONDARY	3	16	34	12	35.3	0	28	12	42.9	6	27	9	33.3		
	923260529	7032107	MAHLOGEDI SECONDARY	2	7	35	29	82.9	11	42	41	97.6	30	36	36	100.0		
	923260536	7032108	MAHWIBITSWANE SECONDARY	2	38	163	116	71.2	31	115	79	68.7	43	83	70	84.3		
	923260550	7032204	MAIMANE SECONDARY	3	9	20	3	15.0	1	22	5	22.7	9	8	2	25.0		
	923245492	7033103	MAISHA HIGH	2	6	22	11	50.0	3	7	6	85.7	15	6	5	83.3		
	923240433	7033507	MAKGOBAKETSE SECONDARY	3	19	27	18	66.7	8	32	15	46.9	11	15	13	86.7		
	922220552	7034206	MAKGOFE HIGH	3	35	119	91	76.5	37	119	101	84.9	33	103	93	90.3		
	923240457	7033309	MAKGOKA HIGH	3	44	369	240	65.0	91	294	187	63.6	82	182	130	71.4		
	923240464	7033307	MAKGONGOANA HIGH	3	48	110	43	39.1	12	66	46	69.7	0	51	45	88.2		
	921230207	7031101	MAKGWADING SECONDARY	1	0	33	23	69.7	5	42	23	54.8	17	42	16	38.1		
	904242347	7033210	MAKOME SECONDARY	2	0	39	11	28.2	19	16	9	56.3	23	20	19	95.0		
	923240501	7033511	MALATSWA HIGH	2	17	86	19	22.1	6	40	17	42.5	34	18	16	88.9		
	923240549	7033305	MAMABUDUSHA HIGH	3	43	73	44	60.3	30	61	46	75.4	79	103	78	75.7		
	923260611	7031110	MAMAGOGO HIGH	1	12	39	21	53.8	15	34	30	88.2	31	26	18	69.2		
	923240563	7033109	MAMODIKELENG SECONDARY	2	13	39	12	30.8	0	27	10	37.0	9	33	17	51.5		
	904240600	7033407	MAMPHOKU SECONDARY	3	0	44	33	75.0	4	42	35	83.3	8	47	38	80.9		
	921230238	7031105	MAMPOTJANE SECONDARY	1	7	54	39	72.2	2	44	37	84.1	9	62	31	50.0		
	921230252	7031102	MANKHOLE SECONDARY	1	23	44	26	59.1	15	60	41	68.3	1	32	26	81.3		
	923240648	7033204	MANKOENG HIGH	2	11	31	14	45.2	7	32	26	81.3	3	28	22	78.6		
	923240655	7033102	MANOSHI SENIOR SECONDARY	2	7	43	34	79.1	14	32	28	87.5	9	42	39	92.9		
	923240686	7033501	MAPELOANA SECONDARY	3	14	77	30	39.0	10	71	59	83.1	36	34	29	85.3		
	921230283	7031309	MAROBA SECONDARY	2	15	42	22	52.4	24	39	31	79.5	0	31	24	77.4		
	923240747	7033308	MAROBATHOTHA HIGH	3	44	287	147	51.2	50	265	193	72.8	0	186	136	73.1		
	904240754	7033208	MASEALAMA SECONDARY	2	15	29	13	44.8	12	22	9	40.9	10	18	7	38.9		
	922220675	7034114	MASEDIBU SECONDARY	3	33	78	62	79.5	20	55	40	72.7	0	73	57	78.1		
	923260703	7032502	MASHIANYANE HIGH	1	35	81	27	33.3	19	33	13	39.4	16	42	24	57.1		
	923240785	7033508	MASOBE SECONDARY	3	9	15	8	53.3	18	12	9	75.0	14	25	25	100.0		
	923260741	7032206	MATHOMOMAYO SENIOR SECONDARY	3	26	34	27	79.4	26	25	23	92.0	14	22	22	100.0		
	923240792	7033203	MATHUKANA SECONDARY	2	3	32	20	62.5	20	28	18	64.3	7	19	16	84.2		
	923260758	7032407	MATIME SECONDARY	2	5	23	7	30.4	3	15	6	40.0	25	12	8	66.7		
	921230306	7031308	MATLADI PROJECT HIGH	2	21	141	94	66.7	34	122	67	54.9	0	55	54	98.2		
	923260765	7032501	MATSIMELA HIGH	1	31	90	47	52.2	14	98	37	37.8	21	44	34	77.3		
	904223424	7034110	MILLENNIUM COLLEGE	3	28	193	125	64.8	6	65	46	70.8	6	90	73	81.1		
	992206301	7031301	MMABOLEPU SECONDARY	2	17	72	26	36.1	30	59	40	67.8	41	36	33	91.7		
	921230160	7031211	MMADITHAKADU SECONDARY	1	4	20	4	20.0	5	15	10	66.7	10	4	2	50.0		
	922220866	7034310	MMAMARAMA SECONDARY	3	13	56	46	82.1	21	51	41	80.4	22	37	28	75.7		
	922220873	7034311	MMANARE SECONDARY	3	15	103	59	57.3	63	57	36	63.2	12	53	38	71.7		
	923240822	7033105	MMAPADI SEN SECONDARY	2	23	38	20	52.6	11	13	8	61.5	11	30	19	63.3		
	922220880	7034306	MMAPHUTI SECONDARY	3	34	87	63	72.4	39	85	58	68.2	8	70	43	61.4		
	923260796	7032503	MOGAPUTJI HIGH	1	24	36	19	52.8	43	38	18	47.4	29	41	23	56.1		
925220941	7034112	MOHLAKANENG HIGH	3	35	108	52	48.1	35	36	22	61.1	0	64	45	70.3			

LIMPOPO

District Name	EMIS No	Centre No	Centre Name	Quintile	2017				2018				2019				
					No Progressed	Wrote	Achieved	% Achieved	No Progressed	Wrote	Achieved	% Achieved	No Progressed	Wrote	Achieved	% Achieved	
CAPRICORN SOUTH	922222503	7034208	MOHLAPETSE SECONDARY	3	37	83	63	75.9	25	84	61	72.6	29	97	79	81.4	
	921230375	7031307	MOHLOPHENG SECONDARY	2	9	49	18	36.7	13	46	19	41.3	0	31	21	67.7	
	923240907	7033101	MOKWATEDI SECONDARY	2	24	48	36	75.0	23	42	41	97.6	9	46	44	95.7	
	922222473	7034205	MOLAUTSI SECONDARY	3	45	108	76	70.4	75	51	34	66.7	40	59	46	78.0	
	923240945	7033406	MOLOISI HIGH	3	18	122	55	45.1	20	37	22	59.5	7	42	29	69.0	
	921230429	7031106	MOREMOTSE SENIOR SECONDARY	1	3	16	5	31.3	7	20	5	25.0	7	13	9	69.2	
	921230436	7031203	MOROPA SECONDARY	2	8	33	19	57.6	9	38	32	84.2	12	29	20	69.0	
	992205514	7034115	MORULENG SECONDARY	3	23	116	60	51.7	17	66	35	53.0	1	42	23	54.8	
	923240983	7033410	MORUTWA SECONDARY	3	16	32	16	50.0	7	26	17	65.4	19	31	22	71.0	
	923260918	7032203	MOSEPEDI SECONDARY	3	4	74	53	71.6	13	66	55	83.3	8	67	58	86.6	
	923241023	7033504	MOTHIMAKO SECONDARY	3	49	88	42	47.7	8	52	37	71.2	46	40	34	85.0	
	904221067	7034303	MOTSE MARIA SECONDARY	4	4	100	79	79.0	9	116	84	72.4	9	93	86	92.5	
	923241054	7033302	MOUNTAINVIEW SENIOR SECONDARY	3	84	322	191	59.3	60	286	205	71.7	0	174	123	70.7	
	923260949	7032209	MPHACHUE SECONDARY	1	14	33	23	69.7	21	43	18	41.9	13	53	27	50.9	
	922221098	7034302	MPHATLALATSANE SECONDARY	3	14	25	15	60.0	8	25	17	68.0	5	11	4	36.4	
	923241078	7033201	MPHETSEBE SECONDARY	3	14	204	97	47.5	0	190	72	37.9	45	121	86	71.1	
	921230924	7031107	MPOTLA SENIOR SECONDARY	1	9	16	6	37.5	0	6	4	66.7	0	5	4	80.0	
	922223261	7034194	MYNGENOEGEN ENGLISH PRIVATE SCHOOL	9	0	17	11	64.7	1	25	17	68.0	2	22	14	63.6	
	923260970	7032101	NGOATOTLOU SECONDARY	2	26	28	16	57.1	10	10	10	100.0	11	10	10	100.0	
	923260987	7032504	NGWAMOREI SECONDARY	1	7	23	4	17.4	17	19	8	42.1	11	14	6	42.9	
	923260994	7032402	NGWANA MOHUBE SECONDARY	3	25	125	52	41.6	26	80	49	61.3	0	79	60	75.9	
	921230504	7031311	NGWANABAHLLALERWA SECONDARY	2	14	35	25	71.4	9	19	18	94.7	7	20	20	100.0	
	923241108	7033502	NGWANALAKA SECONDARY	3	27	60	22	36.7	17	24	18	75.0	23	29	23	79.3	
	923241115	7033111	NGWANASEALA SECONDARY	2	9	30	22	73.3	11	31	25	80.6	9	33	29	87.9	
	922221180	7034308	NGWANASEHLAKWANA SECONDARY	3	5	35	18	51.4	2	29	17	58.6	3	27	17	63.0	
	923241122	7033202	NKOSHILO HIGH	2	32	86	76	88.4	36	87	70	80.5	50	62	51	82.3	
	923261010	7032505	NOKOTLOU SECONDARY	1	12	18	13	72.2	14	22	10	45.5	30	29	27	93.1	
	904221304	7034191	NORTHERN ACADEMY SECONDARY	9	9	515	477	92.6	21	464	439	94.6	41	434	382	88.0	
	922223503	7034192	NORTHERN MUSLIM SCHOOL	9	0	23	23	100.0	0	16	16	100.0	0	14	14	100.0	
	922221227	7034207	O R MABOTJA SECONDARY	3	13	66	35	53.0	5	45	13	28.9	9	22	14	63.6	
	904221241	7034305	PAX HIGH	4	2	71	61	85.9	6	87	81	93.1	6	65	63	96.9	
	922222497	7034203	PETER NCHABELENG SECONDARY	3	5	65	30	46.2	14	32	17	53.1	8	26	17	65.4	
921230535	7031104	PHALAKGORO MOTHOA SECONDARY	1	14	48	27	56.3	2	44	24	54.5	19	30	25	83.3		
923261041	7031109	PHASOANE HIGH	1	39	39	17	43.6	20	26	17	65.4	41	8	4	50.0		
923261058	7032309	PHAUWE SENIOR SECONDARY	2	12	19	10	52.6	17	9	6	66.7	29	3	1	33.3		
923242262	7033411	PHIRI KOLOBE HIGH	3	22	25	14	56.0	6	12	8	66.7	11	10	8	80.0		

LIMPOPO

District Name	EMIS No	Centre No	Centre Name	Quintile	2017				2018				2019				
					No Progressed	Wrote	Achieved	% Achieved	No Progressed	Wrote	Achieved	% Achieved	No Progressed	Wrote	Achieved	% Achieved	
CAPRICORN SOUTH	923241153	7033505	PHOMOLONG SENIOR SECONDARY	3	13	24	17	70.8	28	30	19	63.3	21	21	18	85.7	
	923261065	7032508	PHOPHEDI HIGH	1	9	17	12	70.6	6	12	7	58.3	12	13	9	69.2	
	923261072	7032509	PHOSANE SECONDARY	1	17	13	12	92.3	8	38	16	42.1	12	33	15	45.5	
	923241160	7033108	PHUNYAKO HIGH	2	21	59	44	74.6	9	52	38	73.1	12	77	62	80.5	
	923261096	7032308	PHUTLO SECONDARY	1	4	30	12	40.0	5	29	9	31.0	4	25	9	36.0	
	921230566	7031201	PIET N APHANE HIGH	2	2	43	32	74.4	0	54	37	68.5	15	25	22	88.0	
	923261119	7032110	RADIKGOMO SECONDARY	2	12	13	3	23.1	7	12	10	83.3	14	17	14	82.4	
	921230580	7031306	RAMABELE SECONDARY	2	10	15	11	73.3	5	7	7	100.0	0	10	10	100.0	
	923241214	7033404	RAMABU HIGH	3	12	93	55	59.1	13	98	55	56.1	16	72	49	68.1	
	923241221	7033510	RAMAKANYANE SECONDARY	2	33	41	33	80.5	2	30	20	66.7	6	42	33	78.6	
	923241245	7033503	RAMATHOPE SENIOR SECONDARY	3	45	289	116	40.1	19	156	113	72.4	117	110	83	75.5	
	923241238	7033306	RAMOSHOBOHLE HIGH	2	0	98	35	35.7	24	68	34	50.0	24	48	36	75.0	
	923241269	7033405	RANTI SECONDARY	3	9	25	9	36.0	10	36	17	47.2	6	18	12	66.7	
	921230634	7031305	REHOLEGILE SECONDARY	2	16	77	54	70.1	6	50	42	84.0	2	48	34	70.8	
	923261812	7032306	REKHUTJITJE SECONDARY	2	10	52	30	57.7	5	40	24	60.0	17	26	14	53.8	
	992204101	7032291	RUSPLAAS CHRISTIAN MODEL SCHOOL	9	2	74	73	98.6	1	62	62	100.0	3	66	65	98.5	
	923261270	7032202	S J VAN DER MERWE TECHNICAL HIGH	4	17	164	135	82.3	21	188	147	78.2	5	182	145	79.7	
	921230658	7031103	SEBITJA SENIOR SECONDARY	1	13	113	76	67.3	2	107	82	76.6	26	105	61	58.1	
	904230665	7031312	SEBOTSI COMBINED SCHOOL	1	3	23	23	100.0	0	12	12	100.0	6	27	26	96.3	
	921230672	7031210	SECHICHI HIGH	1	7	39	21	53.8	22	40	28	70.0	7	17	13	76.5	
	923261188	7032404	SEDIMOTHOLE SECONDARY	2	10	67	28	41.8	43	62	37	59.7	8	55	40	72.7	
	921230689	7031207	SEGAENG SECONDARY	1	14	27	19	70.4	17	19	12	63.2	11	15	8	53.3	
	923261881	7032409	SEGOPOTJE SECONDARY	1	15	96	70	72.9	8	72	58	80.6	19	78	64	82.1	
	923261201	7032109	SEHLOLA HIGH	2	10	24	19	79.2	11	28	26	92.9	6	20	19	95.0	
	923261218	7032304	SEKATE SENIOR SECONDARY	2	24	67	30	44.8	5	63	27	42.9	22	53	29	54.7	
	922221487	7034307	SEKGOPETJANA SECONDARY	3	0	98	50	51.0	10	75	41	54.7	13	69	53	76.8	
	904241368	7033207	SEOLWANA SECONDARY	2	0	27	12	44.4	10	23	9	39.1	11	21	17	81.0	
	921230726	7031209	SERADITOLA SECONDARY	1	1	20	11	55.0	10	21	10	47.6	0	13	7	53.8	
	921230733	7031108	SERUTLE SECONDARY	1	10	34	30	88.2	17	11	11	100.0	13	12	12	100.0	
	921230740	7031208	SETHWETHWA SEN SECONDARY	2	3	50	49	98.0	28	78	73	93.6	9	67	58	86.6	
	922223479	7034381	SETOTOLWANE SECONDARY	9	0	19	12	63.2	2	13	11	84.6	1	9	8	88.9	
	921230757	7031303	SETUKA SECONDARY	2	22	20	10	50.0	16	20	11	55.0	12	12	9	75.0	
923241412	7033106	ST BEDE SENIOR SECONDARY	2	14	160	104	65.0	18	166	119	71.7	13	153	118	77.1		
923261409	7032191	ST FRANCIS CATHOLIC ACADEMY	9	0	31	30	96.8	0	29	28	96.6	0	15	15	100.0		
923261294	7032406	TAUPHUTI SECONDARY	2	13	35	22	62.9	11	42	28	66.7	13	27	19	70.4		
904251846	7034107	TAXILA COMBINED	5	10	157	152	96.8	12	174	169	97.1	0	180	174	96.7		
923261300	7032302	THAGAETALA SECONDARY	1	19	66	22	33.3	28	35	10	28.6	22	27	21	77.8		

LIMPOPO

District Name	EMIS No	Centre No	Centre Name	Quintile	2017				2018				2019			
					No Progressed	Wrote	Achieved	% Achieved	No Progressed	Wrote	Achieved	% Achieved	No Progressed	Wrote	Achieved	% Achieved
CAPRICORN SOUTH	923261324	7032104	THOGOIA SECONDARY	2	33	56	39	69.6	33	19	16	84.2	18	24	23	95.8
	923261386	7032208	TLOURWE HIGH	3	1	26	13	50.0	10	24	9	37.5	11	14	5	35.7
	904220255	7034103	TOM NAUDE TECHNICAL HIGH	5	26	104	91	87.5	0	114	96	84.2	0	117	91	77.8
	923241504	7033107	TSELA CHUEU SECONDARY	2	0	48	8	16.7	27	33	5	15.2	16	13	7	53.8
	923241511	7033104	TSHEBELA HIGH	2	4	60	43	71.7	10	41	35	85.4	9	36	33	91.7
	923261393	7032105	TSHEHLO SECONDARY	2	12	14	12	85.7	10	12	12	100.0	14	9	7	77.8
	921230818	7031202	TUBAKE SENIOR SECONDARY	2	32	93	58	62.4	26	124	90	72.6	45	74	56	75.7
	904222428	7034106	WESTENBURG SECONDARY	3	1	111	78	70.3	20	133	91	68.4	0	86	68	79.1
	923241542	7033113	ZOET FONTEIN SECONDARY	2	7	37	21	56.8	25	36	21	58.3	10	27	25	92.6
MOGALAKWENA	921121945	7022206	ALFRED B MAKAPAN HIGH	2	1	112	58	51.8	25	67	40	59.7	11	86	58	67.4
	921142454	7021101	BAKENBERG HIGH	2	27	62	53	85.5	51	44	38	86.4	51	58	40	69.0
	921140045	7021212	BATHOKWA SECONDARY	1	1	30	22	73.3	1	38	31	81.6	12	47	21	44.7
	921120058	7022110	BEN HLONGWANE SECONDARY	2	30	10	7	70.0	7	14	6	42.9	8	23	7	30.4
	921141956	7021111	CHARLES MARAKALALA SECONDARY	2	3	19	11	57.9	6	19	14	73.7	21	19	10	52.6
	921120102	7022105	D G TSEBE HIGH	3	17	48	41	85.4	48	58	52	89.7	43	48	35	72.9
	921140090	7021102	DENNIS MATLHABA II SECONDARY	2	24	49	44	89.8	33	25	25	100.0	59	35	33	94.3
	921120164	7022102	E D L RAMPOLA SECONDARY	3	31	29	21	72.4	26	34	28	82.4	29	46	36	78.3
	921120157	7022103	EBENEZER SECONDARY	3	53	166	134	80.7	40	175	124	70.9	55	115	99	86.1
	921121969	7022101	FRED LEDWABA SECONDARY	3	50	23	17	73.9	20	16	13	81.3	17	10	9	90.0
	921141840	7021103	GEORGE LANGA SENIOR SECONDARY	2	14	38	27	71.1	21	29	22	75.9	11	54	26	48.1
	921141932	7023205	GEORGE MASIBE SECONDARY	1	15	38	19	50.0	15	32	19	59.4	26	13	9	69.2
	921121952	7022108	GOBELA HIGH	2	9	13	13	100.0	4	10	9	90.0	7	6	6	100.0
	921120256	7022104	GOJELA HIGH	3	22	81	40	49.4	49	64	51	79.7	18	51	40	78.4
	921120270	7022303	GWENANE SECONDARY	2	75	71	59	83.1	28	54	51	94.4	93	69	59	85.5
	906120300	7022391	HEBRON MODEL SCHOOL	9	1	52	45	86.5	6	35	30	85.7	4	40	30	75.0
	906120331	7022301	HOERSKOOL PIET POTGIETER	5	1	127	124	97.6	0	155	142	91.6	1	132	121	91.7
	921142539	7021109	J M GWANGWA SENIOR SECONDARY	2	6	20	5	25.0	0	21	4	19.0	5	18	7	38.9
	906120409	7022111	JOHN PETRO SECONDARY	2	21	15	14	93.3	10	15	14	93.3	16	21	18	85.7
	921120430	7022107	KGABA SECONDARY	2	6	42	34	81.0	11	12	9	75.0	23	34	31	91.2
	921142102	7023311	KGABEDI SECONDARY	2	1	21	10	47.6	1	10	5	50.0	0	13	0	0.0
	921142126	7023312	KGAKGATHU SECONDARY	2	14	18	15	83.3	1	16	16	100.0	12	33	33	100.0
	921120478	7022305	KGATI YA MOSHATE PUBLIC SECONDARY	2	74	83	45	54.2	97	41	38	92.7	82	55	50	90.9
	921142447	7021205	KGAUBOTLHALE SENIOR SECONDARY	2	18	7	5	71.4	3	19	12	63.2	0	16	3	18.8
	921140274	7023210	KGOKARI SECONDARY	2	7	39	13	33.3	6	39	26	66.7	19	26	14	53.8
	921142409	7023103	KGOLODI HIGH	2	1	25	7	28.0	4	25	14	56.0	10	15	9	60.0
	921142430	7021110	KOLOBE RAMASOBANA SECONDARY	2	1	34	30	88.2	0	20	16	80.0	1	17	16	94.1

LIMPOPO

District Name	EMIS No	Centre No	Centre Name	Quintile	2017				2018				2019			
					No Progressed	Wrote	Achieved	% Achieved	No Progressed	Wrote	Achieved	% Achieved	No Progressed	Wrote	Achieved	% Achieved
MOGALAKWENA	921250300	7023306	KUBUSHE SECONDARY	2	7	29	6	20.7	6	16	8	50.0	5	6	1	16.7
	906141727	7023207	LAMOLA SENIOR SECONDARY	1	9	9	6	66.7	13	9	6	66.7	6	11	8	72.7
	921120546	7021312	LANGALIBALELE SECONDARY	2	14	18	9	50.0	23	41	18	43.9	17	14	7	50.0
	921120577	7022205	LEKWA SECONDARY	2	3	18	17	94.4	9	17	17	100.0	8	23	21	91.3
	921142393	7023206	LEMETJA SECONDARY	1	7	31	29	93.5	8	49	23	46.9	24	35	27	77.1
	921141833	7021104	LEPHADIMISHA SENIOR SECONDARY	2	11	45	29	64.4	34	31	22	71.0	17	34	29	85.3
	921120959	7021305	M C LANGA SECONDARY	1	8	16	12	75.0	0	14	9	64.3	1	10	3	30.0
	921120690	7022209	MADIKWE SECONDARY	2	0	17	12	70.6	14	21	15	71.4	27	19	11	57.9
	921141994	7023309	MAFASA SECONDARY	2	0	22	20	90.9	0	23	18	78.3	3	26	25	96.2
	921120751	7021309	MAKGENENE HIGH	1	23	69	43	62.3	22	78	40	51.3	13	53	30	56.6
	920212742	7023104	MALEBO SENIOR SECONDARY	2	12	88	63	71.6	0	36	29	80.6	14	58	48	82.8
	921140564	7021105	MALEMOCHA HIGH	2	0	26	9	34.6	2	27	7	25.9	0	16	13	81.3
	921120782	7021310	MALEYA SECONDARY SCHOOL	2	0	40	34	85.0	0	39	35	89.7	9	37	33	89.2
		7021332	MANTUTULE REPEAT PART-TIME	9									2	9	2	22.2
	921120836	7022211	MAPANOLLA SECONDARY	1	10	33	29	87.9	15	21	16	76.2	13	17	15	88.2
	921120881	7021308	MASERUNYANE HIGH	2	8	40	14	35.0	16	28	16	57.1	10	27	17	63.0
	921140632	7023107	MASHAMAITE SENIOR SECONDARY	1	0	38	17	44.7	33	41	20	48.8	14	24	13	54.2
	921421027	7023209	MASHOBELA SECONDARY	2	1	11	8	72.7	10	6	6	100.0	2	16	3	18.8
	921141918	7023203	MASHUBASHUBA SECONDARY	2	11	8	1	12.5	8	21	7	33.3	3	19	4	21.1
	921120898	7022204	MASODI SECONDARY	3	0	65	57	87.7	0	78	56	71.8	7	78	56	71.8
	921120911	7021304	MATANTA SECONDARY	2	16	37	20	54.1	14	24	19	79.2	16	31	18	58.1
	921142423	7021202	MATATANE SECONDARY	2	1	27	14	51.9	11	17	8	47.1	6	19	9	47.4
	921142416	7021201	MATHULAMISHA HIGH	2	26	39	22	56.4	24	50	36	72.0	0	27	21	77.8
	921140731	7021206	MATOPA SENIOR SECONDARY	2	19	36	15	41.7	11	27	20	74.1	24	17	10	58.8
	921120935	7022207	MATSIBE HIGH	2	17	14	12	85.7	9	23	14	60.9	1	49	18	36.7
	921140748	7021106	MATSOGELLA SENIOR SECONDARY	2	31	45	22	48.9	23	21	14	66.7	5	31	7	22.6
	921140755	7021108	MAWELE SECONDARY	1	3	32	9	28.1	3	18	8	44.4	6	11	6	54.5
	921121990	7022201	MMADIKANA SECONDARY	2	9	89	60	67.4	8	53	39	73.6	2	53	38	71.7
	921142515	7023102	MMAMOPI HIGH	1	0	25	6	24.0	10	19	12	63.2	7	28	15	53.6
	921120997	7021307	MMANTUTULE SECONDARY	2	1	139	76	54.7	21	110	67	60.9	15	119	78	65.5
	921121006	7021306	MMATEDU SECONDARY	1	29	46	18	39.1	36	40	24	60.0	22	22	16	72.7
	921121013	7022210	MMOLAWA SECONDARY	1	6	13	10	76.9	8	9	7	77.8	6	15	5	33.3
921142362	7021209	MOOKAMEDI SECONDARY	2	31	25	23	92.0	16	24	21	87.5	6	35	11	31.4	
922250775	7023314	MOTJERE HIGH	2	3	58	27	46.6	7	54	30	55.6	2	44	40	90.9	
991101301	7023313	MOYANENG SECONDARY SCHOOL	2	0	23	9	39.1	9	39	22	56.4	16	45	28	62.2	
921142379	7023304	MPADI SECONDARY	2	5	16	3	18.8	7	12	4	33.3	3	10	1	10.0	
921111573	7023106	MPEDI HIGH	2	7	24	15	62.5	42	40	27	67.5	1	30	7	23.3	

LIMPOPO

District Name	EMIS No	Centre No	Centre Name	Quintile	2017				2018				2019				
					No Progressed	Wrote	Achieved	% Achieved	No Progressed	Wrote	Achieved	% Achieved	No Progressed	Wrote	Achieved	% Achieved	
MOGALAKWENA	921110815	7023108	MPHARI SECONDARY	1	0	29	27	93.1	18	48	47	97.9	40	29	24	82.8	
	921250782	7023308	MPHOKENG SECONDARY	2	10	26	18	69.2	36	30	24	80.0	41	35	26	74.3	
	921121167	7021311	MPHUNYE SENIOR SECONDARY	2	21	40	25	62.5	4	44	26	59.1	5	72	38	52.8	
	921121174	7022208	MPIRWABIRWA SEN SECONDARY	1	0	28	23	82.1	0	37	23	62.2	0	29	21	72.4	
	921140908	7023201	NAKONKWETLOU SECONDARY	2	18	9	9	100.0	36	36	20	55.6	5	24	6	25.0	
	921121204	7022304	NKAKABIDI SECONDARY	2	19	85	53	62.4	24	101	59	58.4	47	65	41	63.1	
	921140953	7021208	NKGORU HIGH	2	19	25	17	68.0	24	20	17	85.0	19	31	25	80.6	
	921140984	7021203	NKUBE SECONDARY	2	17	13	10	76.9	14	28	21	75.0	5	41	28	68.3	
	991102503	7022392	NORTH CREST ACADEMY	9	0	37	25	67.6	0	43	24	55.8	0	22	19	86.4	
	921121198	7022106	NTATA SECONDARY	2	9	29	26	89.7	15	43	37	86.0	19	26	17	65.4	
	921142010	7023310	NTHUBA HIGH	2	17	30	27	90.0	2	41	33	80.5	33	51	43	84.3	
	921142058	7023303	PALEDI SECONDARY	2	0	22	19	86.4	4	24	22	91.7	6	19	15	78.9	
	921141901	7023204	PHAHLAPHAHLA	2	11	17	10	58.8	11	12	7	58.3	25	12	7	58.3	
	991102203	7021301	PHALADINGOE TECHNICAL HIGH SCHOOL	2	26	43	41	95.3	37	49	46	93.9	7	32	30	93.8	
	921142119	7023302	PIRWANA SECONDARY	2	5	17	11	64.7	0	30	13	43.3	9	26	14	53.8	
	921142706	7023301	PT MATLALA SECONDARY	2	1	24	23	95.8	10	23	22	95.7	10	34	25	73.5	
	921141079	7021211	RAKUDUBANE SECONDARY	1	11	25	6	24.0	8	14	8	57.1	3	19	10	52.6	
	921142355	7023101	RALELEDU SENIOR SECONDARY	2	1	42	20	47.6	12	49	40	81.6	13	39	34	87.2	
	921121327	7022203	RAMOGABUDI SECONDARY	2	0	76	65	85.5	0	97	78	80.4	0	93	70	75.3	
	921141116	7021204	RAMOLLWANE SENIOR SECONDARY	2	6	37	12	32.4	20	27	13	48.1	15	39	9	23.1	
	921142195	7023208	SEGOBOKO SECONDARY	1	25	26	18	69.2	10	20	15	75.0	17	12	11	91.7	
	921121389	7021302	SEKOBIA SECONDARY	2	29	40	25	62.5	29	37	17	45.9	7	29	10	34.5	
	921142773	7021210	SENWANE SECONDARY	1	3	14	5	35.7	3	12	0	0.0	6	17	3	17.6	
	921111061	7023105	SEPHUTHI SENIOR SECONDARY	2	0	41	36	87.8	10	41	41	100.0	15	51	51	100.0	
	921142522	7021112	SEREMA HIGH	2	0	18	15	83.3	8	5	4	80.0	5	18	17	94.4	
	921121402	7021313	SERITARITA SECONDARY	2	33	75	60	80.0	30	72	55	76.4	39	71	41	57.7	
	921141734	7021207	SESHOATLHA SENIOR SECONDARY	2	22	29	24	82.8	20	10	9	90.0	33	17	9	52.9	
	921142072	7023305	SEWELABATHO COMMERCIAL HIGH	2	6	10	4	40.0	6	14	7	50.0	13	19	6	31.6	
	921141284	7021107	SIYAKHELENI SECONDARY	1	5	23	11	47.8	3	14	9	64.3	11	12	8	66.7	
	921121433	7022109	SOMAVUGHA SECONDARY	2	6	30	28	93.3	38	44	41	93.2	26	20	18	90.0	
	921121976	7022307	STERKRIVIER COMBINED SCHOOL	1	5	20	8	40.0	2	13	10	76.9	5	15	12	80.0	
	921121464	7022202	TETEMA SECONDARY	3	1	32	23	71.9	0	28	15	53.6	0	28	18	64.3	
	921121471	7021303	TJITJILA SECONDARY	2	12	50	30	60.0	5	37	25	67.6	12	57	28	49.1	
	921141321	7023202	TLOU MATLALA SECONDARY	2	18	27	14	51.9	28	19	10	52.6	11	15	11	73.3	
906121549	7022302	WATERBERG HIGH	5	6	120	117	97.5	3	109	109	100.0	8	109	107	98.2		
906121556	7022306	WEENEN COMBINED	1	0	22	9	40.9	2	14	8	57.1	3	11	7	63.6		

LIMPOPO

District Name	EMIS No	Centre No	Centre Name	Quintile	2017				2018				2019				
					No Progressed	Wrote	Achieved	% Achieved	No Progressed	Wrote	Achieved	% Achieved	No Progressed	Wrote	Achieved	% Achieved	
MOPANI EAST	918510019	7072209	ABEL SECONDARY SCHOOL	1	7	52	27	51.9	3	48	38	79.2	0	21	19	90.5	
	994402201	7074292	ALL SAINTS COLLEGE	9	4	62	60	96.8	0	60	59	98.3	0	62	61	98.4	
	916420024	7073510	BAMBENI SECONDARY	1	0	34	25	73.5	6	36	27	75.0	10	32	22	68.8	
	917421101	7074206	BARANUKA SECONDARY	1	127	115	73	63.5	15	103	47	45.6	9	84	51	60.7	
	918510040	7072201	BOLOTSWI SECONDARY	1	0	26	19	73.1	13	18	16	88.9	0	14	10	71.4	
	921410065	7073301	CHAMANDU HIGH	1	15	76	39	51.3	14	61	32	52.5	23	58	20	34.5	
	916410072	7073203	CHAMETI HIGH	1	13	35	24	68.6	9	19	13	68.4	9	20	13	65.0	
	916410096	7073302	DUMAZI HIGH	1	9	81	43	53.1	30	88	61	69.3	27	63	39	61.9	
	912520030	7072302	DUVULA MAHUNTSI SECONDARY	2	0	50	39	78.0	33	84	48	57.1	31	47	29	61.7	
	970734310	7073431	EDWARD HOMU REPEAT PART-TIME	9					0	72	61	84.7	0	62	55	88.7	
	916410102	7073402	EDWARD HOMU SECONDARY	2	30	88	49	55.7	0	66	47	71.2	5	88	57	64.8	
	916410119	7073309	FAMANDHA HIGH	1	0	81	74	91.4	0	105	61	58.1	11	67	43	64.2	
	916410133	7073411	GAWULA HIGH	1	23	35	26	74.3	16	37	26	70.3	27	34	33	97.1	
	912521543	7072108	GIDELA SECONDARY	1	10	63	32	50.8	0	54	22	40.7	0	41	23	56.1	
	916410140	7073204	GJJA NGOVE SENIOR SECONDARY	2	20	158	101	63.9	23	217	139	64.1	32	116	95	81.9	
	914610157	7073403	GIVA-MAHLATHI SECONDARY	1	1	82	22	26.8	0	48	12	25.0	21	24	14	58.3	
	916410164	7073101	GIYANI HIGH	3	0	187	157	84.0	49	213	175	82.2	36	186	151	81.2	
	916410188	7073404	HANYANI THOMO HIGH	3	0	198	161	81.3	1	176	148	84.1	41	126	103	81.7	
	916411402	7073405	HASANI MNINGINISI SECONDARY	1	8	49	41	83.7	0	54	43	79.6	24	47	36	76.6	
	916410218	7073412	HATLANI MUYEXE SECONDARY	1	0	62	49	79.0	30	82	52	63.4	4	46	34	73.9	
	902971823	7073102	HAWUKA SENIOR SECONDARY	1	5	54	26	48.1	82	53	28	52.8	11	21	16	76.2	
	994401201	7073191	HIGH QUALITY SCIENCE	9	0	51	18	35.3	2	53	23	43.4	0	39	9	23.1	
	917420970	7073502	HINKHESILE HIGH	1	10	33	17	51.5	23	36	19	52.8	17	36	29	80.6	
	916411310	7073109	HIVUYERIWILE COMMERCIAL SECONDARY	3	22	101	93	92.1	8	84	70	83.3	11	134	99	73.9	
	994401102	7073413	HLOMELA SECONDARY	1	0	37	13	35.1	0	30	10	33.3	0	22	10	45.5	
	916410294	7073406	HLOVANI HIGH	2	7	18	8	44.4	14	8	5	62.5	4	4	4	100.0	
	903421096	7074202	HOERSKOOL FRANS DU TOIT	5	5	184	163	88.6	4	168	151	89.9	6	174	150	86.2	
	916410300	7073103	HOLA-PONDO SECONDARY	3	11	34	26	76.5	9	26	18	69.2	3	33	15	45.5	
	916410317	7073111	HONOKA COMBINED SCHOOL	1	4	24	17	70.8	14	15	13	86.7	5	14	9	64.3	
	916410324	7073303	JIM RHANGANI SECONDARY	1	0	13	12	92.3	0	30	22	73.3	0	29	21	72.4	
	916412064	7073391	KHANYISA EDUCATION CENTRE	9	0	46	45	97.8	0	47	47	100.0	1	53	53	100.0	
	918520085	7072109	KHATOLA HIGH	1	1	44	22	50.0	0	36	21	58.3	0	39	17	43.6	
	918520092	7072110	KHEALE SECONDARY	1	7	40	32	80.0	3	56	38	67.9	0	52	32	61.5	
	918520108	7072111	KHEODI HIGH	1	0	82	28	34.1	0	65	42	64.6	0	105	47	44.8	
	916410379	7073304	KHETO NXUMAYO AGRICULTURAL HIGH	1	3	95	61	64.2	14	41	32	78.0	0	62	49	79.0	
916410393	7073205	KHOMANI MBHALATI SECONDARY	1	7	25	20	80.0	18	31	27	87.1	13	20	19	95.0		
918510170	7071109	KHUBUDI SECONDARY	1	0	24	17	70.8	0	36	25	69.4	0	39	24	61.5		

LIMPOPO

District Name	EMIS No	Centre No	Centre Name	Quintile	2017				2018				2019				
					No Progressed	Wrote	Achieved	% Achieved	No Progressed	Wrote	Achieved	% Achieved	No Progressed	Wrote	Achieved	% Achieved	
MOPANI EAST	919341800	7072306	KHUDUGANE SECONDARY	2	0	106	82	77.4	0	79	54	68.4	0	119	87	73.1	
	919341039	7072307	KOLOBETONA SECONDARY	1	4	47	22	46.8	0	46	12	26.1	3	41	25	61.0	
	913420192	7074101	LEBEKO HIGH	3	1	79	59	74.7	30	93	48	51.6	70	93	41	44.1	
	913420208	7074107	LEPATO M HIGH	3	59	113	68	60.2	4	104	70	67.3	60	75	43	57.3	
	919340364	7072401	LEPHAI SECONDARY	1	0	62	52	83.9	0	112	68	60.7	0	81	54	66.7	
	916410478	7073104	MACEMA SECONDARY	1	31	84	68	81.0	23	83	63	75.9	13	86	76	88.4	
	919341145	7072405	MACHEPELELE SECONDARY	1	0	30	29	96.7	4	41	37	90.2	0	28	27	96.4	
	916411341	7073401	MAFUMANI SECONDARY	3	0	106	83	78.3	0	102	71	69.6	0	133	89	66.9	
	918510279	7071102	MAGOLESA SENIOR SECONDARY	3	0	52	37	71.2	0	58	22	37.9	0	60	41	68.3	
	916420260	7073503	MAGULASAVI HIGH	1	3	89	50	56.2	23	43	23	53.5	73	37	30	81.1	
	919341046	7072406	MAHUDU SECONDARY	1	0	97	45	46.4	0	48	27	56.3	12	60	39	65.0	
	916410515	7073206	MAHUMANI HIGH	2	13	140	46	32.9	30	120	38	31.7	33	72	34	47.2	
	917420963	7074203	MAJEJE HIGH	3	5	130	78	60.0	20	220	129	58.6	59	129	103	79.8	
	919341619	7072303	MAKALA SECONDARY SCHOOL	1	0	72	70	97.2	0	65	64	98.5	0	73	67	91.8	
	918521309	7072203	MAKGOPELE HIGH	1	1	57	35	61.4	0	49	39	79.6	0	30	29	96.7	
	918521385	7072112	MAKHAKA SECONDARY	1	11	48	34	70.8	4	37	25	67.6	0	60	33	55.0	
	916412031	7073511	MAKHETO SECONDARY	1	2	26	23	88.5	6	21	17	81.0	7	36	31	86.1	
	994402101	7073501	MAKHWIVIRINI SECONDARY	1	1	39	19	48.7	17	26	13	50.0	8	16	14	87.5	
	913420291	7074208	MAKIKELE SECONDARY	3	9	36	18	50.0	54	59	32	54.2	43	40	25	62.5	
	918510330	7072202	MAKOMA SENIOR SECONDARY	1	0	30	20	66.7	0	30	23	76.7	0	29	15	51.7	
	916410539	7073407	MAKOVONGO HIGH	3	7	25	24	96.0	17	62	51	82.3	32	60	47	78.3	
	916410546	7073201	MALENGA HIGH	2	18	85	68	80.0	18	71	53	74.6	34	83	63	75.9	
	918521347	7072204	MAMPEULE SECONDARY	1	10	29	14	48.3	15	33	22	66.7	0	34	15	44.1	
	995501501	7071108	MANDELA BARLOWORLD AGRICULTURAL HIGH	4	0	129	97	75.2	0	106	78	73.6	0	88	84	95.5	
	916410553	7073207	MANGHEZI SECONDARY	1	0	9	9	100.0	9	23	22	95.7	7	19	16	84.2	
	919341053	7072407	MANGOAKO SECONDARY	2	7	79	46	58.2	0	87	46	52.9	0	84	59	70.2	
	918510408	7071103	MANOKWE SECONDARY	1	0	14	10	71.4	0	14	13	92.9	2	14	9	64.3	
	918510415	7072113	MANONYANENG SECONDARY	1	0	56	44	78.6	1	79	52	65.8	0	67	37	55.2	
	918512145	7072208	MANWAGAE	1	0	33	26	78.8	5	49	40	81.6	0	36	16	44.4	
	918510422	7071104	MAOLWE SENIOR SECONDARY	1	0	62	25	40.3	24	62	41	66.1	0	61	46	75.4	
	913420307	7074102	MAPHOKWANE SECONDARY	3	4	88	81	92.0	26	140	132	94.3	62	120	103	85.8	
	916410560	7073208	MAPHUSHA HIGH	1	25	76	51	67.1	5	61	51	83.6	0	49	35	71.4	
	919341060	7072408	MARUATONA SECONDARY	2	0	28	27	96.4	0	34	23	67.6	0	47	33	70.2	
	918510477	7071201	MASALANABO HIGH	1	5	39	27	69.2	18	57	25	43.9	0	51	38	74.5	
	917420321	7074207	MASASWIVONA SECONDARY	3	9	30	13	43.3	52	33	22	66.7	21	32	11	34.4	
	918510521	7071203	MASHAO SECONDARY	1	1	38	21	55.3	7	50	34	68.0	3	20	19	95.0	
	916412042	7073512	MASIZA SECONDARY	1	12	89	70	78.7	25	82	63	76.8	34	80	47	58.8	
	918510545	7071202	MASOPHA SENIOR SECONDARY	2	50	59	40	67.8	26	88	40	45.5	0	42	30	71.4	
	918512138	7072205	MATARAPANE SECONDARY	1	16	29	16	55.2	0	14	10	71.4	1	11	10	90.9	
	919341077	7072304	MATHIBADIFATE JUNIOR SECONDARY	1	1	40	30	75.0	0	53	32	60.4	27	46	41	89.1	

LIMPOPO

District Name	EMIS No	Centre No	Centre Name	Quintile	2017				2018				2019				
					No Progressed	Wrote	Achieved	% Achieved	No Progressed	Wrote	Achieved	% Achieved	No Progressed	Wrote	Achieved	% Achieved	
MOPANI EAST	915510583	7071107	MATOME MODIKA SECONDARY	3	0	57	35	61.4	0	85	45	52.9	17	66	29	43.9	
	913420352	7074103	MATOME-MALATJI HIGH	3	19	72	47	65.3	13	57	38	66.7	49	71	43	60.6	
	911410591	7073305	MATSAMBU HIGH	1	0	72	49	68.1	9	60	40	66.7	7	65	38	58.5	
	916410607	7073306	MAVALANI HIGH	1	8	117	61	52.1	0	100	73	73.0	20	99	66	66.7	
	916410614	7073307	MBHANGAZEKI HIGH	2	0	47	39	83.0	0	64	59	92.2	3	48	44	91.7	
	903421145	7074291	MERIDIAN COLLEGE PHALABORWA	9	0	58	46	79.3	0	58	52	89.7	0	45	42	93.3	
	918521408	7072101	MMABA SECONDARY	1	4	37	31	83.8	2	44	40	90.9	0	35	30	85.7	
	901510620	7071106	MODIKA SECONDARY	1	0	16	10	62.5	0	23	14	60.9	10	18	9	50.0	
	918521378	7072301	MODISHA SECONDARY	1	6	56	39	69.6	64	70	46	65.7	0	29	26	89.7	
	918510668	7071211	MODUMAANE SECONDARY	1	7	26	18	69.2	0	40	19	47.5	0	49	36	73.5	
	918510699	7071204	MOKOPE SENIOR SECONDARY	1	27	98	71	72.4	16	112	63	56.3	0	109	63	57.8	
	918510705	7072206	MOKOTO HIGH	1	21	59	41	69.5	0	26	17	65.4	20	30	24	80.0	
	918521361	7072103	MOKUTU SECONDARY	1	4	88	68	77.3	7	138	88	63.8	0	109	84	77.1	
	918510712	7071208	MOLAI JUBILEE SENIOR SECONDARY	1	6	30	27	90.0	4	43	26	60.5	0	40	33	82.5	
	918521354	7072114	MOLATE SECONDARY	1	4	45	25	55.6	0	47	36	76.6	0	59	40	67.8	
	918510750	7071205	MORWATSHEHLA SECONDARY	1	29	49	42	85.7	18	29	25	86.2	15	43	37	86.0	
	918512183	7071212	MOTLOBONI COMBINED	1	0	24	24	100.0	0	30	27	90.0	0	32	30	93.8	
	918510767	7071209	MOTSIPA SECONDARY	1	7	36	31	86.1	6	36	29	80.6	2	33	25	75.8	
	918510781	7072210	MPHIRI-O-TEE SECONDARY SCHOOL	1	0	52	47	90.4	1	40	37	92.5	0	44	36	81.8	
	919341084	7072308	MPHUMA SECONDARY	1	0	42	32	76.2	0	64	48	75.0	0	72	36	50.0	
	916410669	7073410	MUHAWU SECONDARY	1	4	17	12	70.6	15	13	8	61.5	23	11	6	54.5	
	916410676	7073213	MUKULA SECONDARY	2	15	86	60	69.8	18	97	78	80.4	8	62	56	90.3	
	919341091	7072402	NAHAKWE SECONDARY	1	0	49	37	75.5	0	57	37	64.9	21	56	37	66.1	
	916410737	7073105	NDENGEZA HIGH	1	23	118	60	50.8	28	55	41	74.5	40	56	41	73.2	
	916420451	7073506	NDHAMBHI HIGH	1	8	103	85	82.5	5	81	70	86.4	9	88	81	92.0	
	916410744	7073408	NDINDANI-HLOMELA SECONDARY	1	26	46	19	41.3	9	48	37	77.1	6	38	24	63.2	
	916420475	7073504	NGHONYAMA SECONDARY	1	25	160	128	80.0	23	160	142	88.8	35	160	140	87.5	
	916410805	7073202	NHLUVUKO HIGH	2	23	47	33	70.2	13	67	31	46.3	10	27	19	70.4	
	916410812	7073308	NKAMI SECONDARY	1	2	33	16	48.5	12	33	20	60.6	18	23	15	65.2	
	917420956	7074204	NKATEKO HIGH	3	43	198	102	51.5	15	68	48	70.6	72	99	69	69.7	
	994401202	7073192	NKWANGULATILO EDUCATION CENTRE	9	0	147	147	100.0	0	138	138	100.0	0	161	158	98.1	
	912521521	7072107	NOBLEHOEK SECONDARY	1	15	54	32	59.3	3	38	25	65.8	8	33	32	97.0	
	917420482	7074205	NTSHUXEKO HIGH	3	11	121	92	76.0	20	138	107	77.5	41	110	73	66.4	
	916411466	7073209	NWAKHADA SECONDARY	1	8	23	10	43.5	8	19	12	63.2	6	16	10	62.5	
	912520252	7072106	NWAMAVIMBI SECONDARY	1	10	68	48	70.6	0	79	60	75.9	1	81	56	69.1	
	916410881	7073110	NYANISI SECONDARY	1	0	29	8	27.6	0	32	17	53.1	6	17	5	29.4	
	916420529	7073505	NYUMBANI HIGH	2	18	76	49	64.5	34	78	50	64.1	23	96	63	65.6	
	919341107	7072409	PELO YA KGOMO SECONDARY	1	6	44	16	36.4	9	56	26	46.4	4	29	26	89.7	

LIMPOPO

District Name	EMIS No	Centre No	Centre Name	Quintile	2017				2018				2019			
					No Progressed	Wrote	Achieved	% Achieved	No Progressed	Wrote	Achieved	% Achieved	No Progressed	Wrote	Achieved	% Achieved
MOPANI EAST	916410911	7073210	PHAYIZANI SENIOR SECONDARY	1	0	47	47	100.0	11	35	32	91.4	8	37	36	97.3
	917420598	7074201	PRIESKA COMBINED	3	2	5	4	80.0	6	14	4	28.6	5	17	8	47.1
	918510842	7071105	R S B MOTSONONI SECONDARY	1	0	30	15	50.0	0	29	14	48.3	5	18	11	61.1
	918510873	7071210	RAMABOLELA SECONDARY	1	0	66	30	45.5	2	58	17	29.3	0	33	28	84.8
	918510880	7071206	RAMAOLWANE SECONDARY	2	2	41	27	65.9	6	23	13	56.5	0	29	14	48.3
	918521316	7072102	RAMMILA SECONDARY SCHOOL	1	8	22	8	36.4	0	24	13	54.2	0	34	18	52.9
	918521323	7072115	REALEDISHA SECONDARY	1	14	55	45	81.8	6	56	41	73.2	13	58	45	77.6
	913420611	7074104	RELEBOGILE HIGH	3	25	127	76	59.8	34	142	114	80.3	60	195	144	73.8
	918510927	7072207	RETHUSHEGILE SECONDARY SCHOOL	1	0	20	7	35.0	0	24	16	66.7	0	17	15	88.2
	916410973	7073106	RISINGA HIGH	3	11	243	189	77.8	82	172	147	85.5	72	139	111	79.9
	970731320	7073132	RISINGA REPEAT PART-TIME	9					0	49	32	65.3	0	55	41	74.5
	916410980	7073107	RITHLAVILE SECONDARY	3	10	46	33	71.7	16	42	33	78.6	24	27	20	74.1
	912520710	7072305	ROTTERDAM SECONDARY	2	0	64	44	68.8	22	53	35	66.0	0	35	30	85.7
	916420659	7073507	SASEKANI HIGH	1	10	60	30	50.0	31	102	51	50.0	30	80	44	55.0
	913420673	7074105	SEBALAMAKGOLO HIGH	3	47	189	85	45.0	43	117	57	48.7	34	76	42	55.3
	993303201	7072404	SEKGOSESE SECONDARY	2	10	98	88	89.8	14	117	103	88.0	0	87	82	94.3
	918510934	7071207	SEKGWARE SECONDARY	1	11	117	39	33.3	52	53	28	52.8	16	39	26	66.7
	919341864	7072403	SELAMOLA	2	0	40	34	85.0	0	53	25	47.2	0	24	19	79.2
	916411013	7073211	SEMENDHE SECONDARY	1	10	82	57	69.5	10	87	76	87.4	15	79	72	91.1
	916420697	7073508	SHIHLOMULE HIGH	1	12	34	27	79.4	31	29	21	72.4	37	26	20	76.9
	916411037	7073212	SIKHUNYANI SECONDARY	2	15	46	30	65.2	15	38	20	52.6	34	34	19	55.9
	916411112	7073409	TLAKULANI SECONDARY	1	0	65	39	60.0	0	28	21	75.0	0	42	31	73.8
	918521330	7072105	TSEANA SECONDARY	1	0	95	66	69.5	0	98	49	50.0	0	89	52	58.4
	918510989	7071101	TSHWENI SECONDARY	3	0	68	63	92.6	0	122	78	63.9	0	141	97	68.8
	916411198	7073108	VUTLHARI HIGH	1	10	37	16	43.2	1	35	25	71.4	6	31	22	71.0
	913420741	7074106	VUXENI SENIOR SECONDARY	3	14	62	52	83.9	51	92	55	59.8	62	70	56	80.0
917420789	7073509	ZAVA HIGH	1	2	23	17	73.9	17	20	15	75.0	13	21	14	66.7	
MOPANI WEST	915530013	7083207	B MKHABELE JUNIOR SECONDARY	2	4	10	8	80.0	10	12	10	83.3	5	13	13	100.0
	915530020	7083101	BANKUNA HIGH	3	1	47	42	89.4	0	60	45	75.0	0	54	38	70.4
	926540010	7084209	BESSIE MAAKE HIGH	3	0	27	18	66.7	20	32	11	34.4	49	16	13	81.3
	918510026	7082202	BOKE SECONDARY	1	0	84	59	70.2	14	62	37	59.7	20	44	33	75.0
	926540027	7084307	BOKGAGA SECONDARY	3	42	62	58	93.5	49	89	70	78.7	6	71	40	56.3
	915541587	7084308	BURGHERSDORP JUNIOR SECONDARY	3	0	52	22	42.3	1	65	28	43.1	9	35	32	91.4
	926541984	7084401	CALAIS SECONDARY	3	9	19	14	73.7	21	8	2	25.0	0	12	6	50.0
	915530051	7083201	CATA SENIOR SECONDARY	2	12	19	18	94.7	6	19	16	84.2	6	18	16	88.9
	915530068	7083102	CHARLES MATHONSI HIGH	3	0	63	57	90.5	0	72	39	54.2	0	52	22	42.3
	915530075	7083108	D Z J MTEBULE JUNIOR SECONDARY	3	0	171	144	84.2	190	230	202	87.8	0	142	120	84.5
	926540034	7084501	DIPONE SENIOR SECONDARY	1	8	23	12	52.2	12	40	21	52.5	22	37	30	81.1
	915540041	7084303	DUMELA HIGH	1	0	67	54	80.6	20	84	53	63.1	39	75	35	46.7

LIMPOPO

District Name	EMIS No	Centre No	Centre Name	Quintile	2017				2018				2019			
					No Progressed	Wrote	Achieved	% Achieved	No Progressed	Wrote	Achieved	% Achieved	No Progressed	Wrote	Achieved	% Achieved
					MOPANI WEST	995504601	7084291	MATSEUTSEU PRIMARY	9	0	20	15	75.0	0	10	8
	915530198	7083302	MBHEKWANA HIGH	1	12	163	82	50.3	34	158	68	43.0	41	128	86	67.2
	918530204	7083404	MDINGAZI SECONDARY SCHOOL	1	0	11	9	81.8	8	51	18	35.3	0	34	23	67.6
	901530211	7082104	MERENSKY HIGH SCHOOL	5	0	164	164	100.0	1	186	181	97.3	6	171	167	97.7
	915531368	7083191	MERIDIAN COMBINED	9	0	66	64	97.0	0	60	60	100.0	0	49	46	93.9
	926540232	7084506	MMALESIBA SECONDARY	1	11	54	51	94.4	15	44	35	79.5	36	74	67	90.5
	918510637	7082210	MODIPE HIGH	1	7	60	42	70.0	6	44	28	63.6	7	73	31	42.5
	918510651	7081202	MODUBATSE SECONDARY	3	0	281	240	85.4	0	309	220	71.2	16	280	210	75.0
	918510682	7082101	MOHLATLEGO MACHABA SECONDARY	3	3	86	72	83.7	11	132	109	82.6	12	124	90	72.6
	901340401	7081205	MOHUMI SECONDARY	1	0	96	68	70.8	0	84	56	66.7	0	87	69	79.3
	926540249	7084103	MOKHAPA SECONDARY	2	38	75	36	48.0	1	77	43	55.8	59	109	75	68.8
	926540256	7084302	MOKWANE SECONDARY	1	0	16	15	93.8	0	19	14	73.7	1	32	21	65.6
	915530174	7083205	MOLABOSANE HIGH	2	16	73	49	67.1	44	104	51	49.0	0	64	52	81.3
	912531587	7084507	MOLOMAHLAPI SECONDARY	1	14	53	40	75.5	23	51	43	84.3	85	29	26	89.7
	918512220	7083401	MOOKGO SECONDARY	1	0	17	9	52.9	1	24	11	45.8	0	15	6	40.0
	918510743	7082204	MOPYE SECONDARY	1	6	34	24	70.6	8	52	30	57.7	17	57	16	28.1
	926540263	7084407	MOSIBUDI HIGH	3	5	34	20	58.8	5	17	9	52.9	0	17	6	35.3
	901340425	7081206	MOTSHEUDI SECONDARY	1	0	110	96	87.3	0	124	85	68.5	4	100	65	65.0
	918512623	7081104	MPAPATLA SECONDARY	1	0	48	27	56.3	0	50	23	46.0	0	55	16	29.1
	915540270	7084106	MPUMULANA SECONDARY	2	12	53	22	41.5	12	48	36	75.0	10	56	33	58.9
	915530235	7083304	MUGWAZENI SECONDARY SCHOOL	3	8	116	42	36.2	0	86	35	40.7	48	54	21	38.9
	926540294	7084508	NAPSADI SENIOR SECONDARY	1	12	54	35	64.8	19	61	36	59.0	13	34	24	70.6
	926541985	7084207	NAPSCOM SECONDARY	2	5	107	56	52.3	31	143	62	43.4	16	94	60	63.8
	926540300	7084408	NARENG SECONDARY	3	14	80	20	25.0	20	78	39	50.0	2	53	37	69.8
	926541648	7084201	NELSON RAMODIKE SECONDARY	2	15	56	30	53.6	3	50	26	52.0	0	51	18	35.3
	926540331	7084409	NGWANAMAKHUTSWE SECONDARY	3	9	45	23	51.1	1	58	24	41.4	0	26	12	46.2
	915530259	7083107	PETANENGE JUNIOR SECONDARY	3	0	18	15	83.3	28	33	22	66.7	0	25	21	84.0
	915530266	7083202	PHANGASASA SENIOR SECONDARY	2	19	17	16	94.1	5	33	28	84.8	1	18	17	94.4
	915540348	7084305	PHEREHLA-MAAKE SECONDARY	3	0	117	95	81.2	14	104	87	83.7	15	121	100	82.6
	926540355	7084205	PHUSELA HIGH	3	24	198	135	68.2	6	189	78	41.3	0	216	123	56.9
	915530273	7083203	PROFESSOR MUHLAVA SHILUVANA HIGH	2	6	88	51	58.0	17	65	43	66.2	1	71	35	49.3
	915530280	7083106	PROGRESS	3	0	32	24	75.0	0	33	21	63.6	0	33	15	45.5
	918510835	7081106	PULANE HIGH	1	0	31	28	90.3	0	28	16	57.1	0	28	17	60.7
	926541973	7084191	RAINBOW COMBINED SCHOOL	9	0	31	28	90.3	0	36	36	100.0	0	23	20	87.0
	926540379	7084509	RAKGOLOKWANA SECONDARY	1	16	75	59	78.7	23	80	52	65.0	19	72	57	79.2
	918510866	7081108	RAMA SECONDARY SCHOOL	1	0	33	22	66.7	2	31	27	87.1	0	47	40	85.1
	995504204	7084510	RAMASETE HIGH	1	10	41	25	61.0	33	37	21	56.8	14	36	21	58.3

LIMPOPO

District Name	EMIS No	Centre No	Centre Name	Quintile	2017				2018				2019					
					No Progressed	Wrote	Achieved	% Achieved	No Progressed	Wrote	Achieved	% Achieved	No Progressed	Wrote	Achieved	% Achieved		
SEKHUKHUNE EAST	925610100	7093201	HANS KOMANE SECONDARY	1	35	46	13	28.3	12	18	14	77.8	19	42	17	40.5		
	996606201	7094403	JANE FURSE COMPREHENSIVE	3	19	80	61	76.3	15	112	102	91.1	21	114	98	86.0		
	925620152	7091408	KANAMA SECONDARY	2	0	6	4	66.7	0	6	1	16.7	0	5	0	0.0		
	996606300	7094311	KGAHLANONG SECONDARY SCHOOL	1	54	133	79	59.4	44	177	112	63.3	27	130	84	64.6		
	925660150	7094202	KGALATLOU SECONDARY	1	62	21	7	33.3	54	31	16	51.6	28	53	20	37.7		
	925620176	7091104	KGAOLA SENIOR SECONDARY	1	15	17	8	47.1	1	15	4	26.7	6	10	5	50.0		
	925631022	7092107	KGOKODIBENG SECONDARY	1	0	90	57	63.3	0	64	50	78.1	0	89	42	47.2		
	925631367	7092404	KGOLANE SECONDARY-1	1	1	52	21	40.4	6	67	12	17.9	0	11	1	9.1		
	925660211	7094406	KGOLOKO SENIOR SECONDARY	1	31	92	59	64.1	19	105	43	41.0	72	114	44	38.6		
	925620213	7091308	KWELEDI SECONDARY	2	0	73	54	74.0	53	73	55	75.3	60	60	48	80.0		
	925660235	7094206	LAMDZANDVO SECONDARY	1	8	26	16	61.5	10	15	15	100.0	4	15	15	100.0		
	925620220	7091409	LEAGATHOKO SECONDARY	2	28	68	26	38.2	5	52	26	50.0	0	56	42	75.0		
	925630043	7092503	LEFAKGOMO SECONDARY	1	16	36	19	52.8	17	105	33	31.4	100	31	23	74.2		
	925660259	7094203	LEGARE SENIOR SECONDARY	1	0	84	22	26.2	29	52	26	50.0	36	30	10	33.3		
	925620268	7091302	LEHLABA SECONDARY	1	0	61	41	67.2	26	78	52	66.7	30	63	40	63.5		
	925620275	7091205	LEHLABILE SECONDARY	1	0	84	71	84.5	33	80	68	85.0	27	60	56	93.3		
	925660266	7094408	LEHUTJWANA SENIOR SECONDARY	2	0	45	17	37.8	60	23	8	34.8	3	44	20	45.5		
	925610025	7093301	LEKENTLE SECONDARY	1	11	51	40	78.4	22	45	25	55.6	16	41	30	73.2		
	925661450	7094404	LENGAMA SENIOR SECONDARY	2	10	36	7	19.4	35	32	11	34.4	67	25	13	52.0		
	925620305	7091309	LEOLO HIGH	3	53	63	40	63.5	23	91	66	72.5	42	127	82	64.6		
	925630067	7092507	LEPHENYE SECONDARY	1	13	18	15	83.3	27	11	9	81.8	24	10	8	80.0		
	925630050	7092506	LESAILANE SECONDARY	1	18	53	28	52.8	16	40	24	60.0	23	38	29	76.3		
	925620329	7091301	LETAU SENIOR SECONDARY	1	6	36	19	52.8	17	43	19	44.2	0	27	13	48.1		
	925660327	7094108	LOBAMBA JUNIOR SECONDARY	1	11	17	12	70.6	8	12	10	83.3	14	19	18	94.7		
	925630081	7092508	MABORAGANE SECONDARY	1	8	13	11	84.6	19	8	4	50.0	13	8	5	62.5		
	925620374	7091401	MADIKOLOSHE MALEPE SECONDARY	2	20	20	11	55.0	5	39	12	30.8	0	21	8	38.1		
	925610254	7093103	MADITHAME SENIOR SECONDARY	1	24	53	18	34.0	18	45	10	22.2	0	35	9	25.7		
	996604200	7092191	MAFADI ACADEMY	9					0	13	12	92.3	0	10	6	60.0		
	925620411	7091407	MAGATAGABOTSE SECONDARY	2	13	23	9	39.1	22	16	13	81.3	0	10	6	60.0		
	996604500	7092310	MAGOBANYE SECONDARY	1	8	43	19	44.2	1	38	21	55.3	0	48	19	39.6		
	925661443	7094205	MAKATANE SECONDARY	1	8	63	44	69.8	35	44	30	68.2	36	54	49	90.7		
	925610032	7093307	MAKELEPENG SECONDARY	1	14	20	15	75.0	29	25	18	72.0	14	23	11	47.8		
	925631084	7092102	MAKGAMATHU HIGH	1	0	30	23	76.7	0	53	42	79.2	0	61	34	55.7		
925660457	7094306	MAKGWALE SECONDARY	1	21	28	21	75.0	14	24	16	66.7	43	41	27	65.9			
925620480	7091410	MAKHWESE SECONDARY	2	11	87	52	59.8	6	78	44	56.4	0	77	47	61.0			
925620473	7091411	MAKIDI SECONDARY	1	0	10	4	40.0	4	7	3	42.9	0	6	2	33.3			
925631091	7092101	MAKOPI SENIOR SECONDARY	1	0	89	46	51.7	25	59	52	88.1	0	50	42	84.0			

LIMPOPO

District Name	EMIS No	Centre No	Centre Name	Quintile	2017				2018				2019				
					No Progressed	Wrote	Achieved	% Achieved	No Progressed	Wrote	Achieved	% Achieved	No Progressed	Wrote	Achieved	% Achieved	
SEKHUKHUNE EAST	924610124	7093102	MAKOPOLE I SENIOR SECONDARY	1	6	15	10	66.7	2	12	10	83.3	0	18	6	33.3	
	925661436	7094309	MAKOPOLE II SECONDARY	1					47	38	22	57.9	56	36	28	77.8	
	925630760	7092311	MAKUANE SENIOR SECONDARY	1	9	76	41	53.9	37	54	29	53.7	0	43	25	58.1	
	925630135	7092502	MALENGINE SECONDARY	2	0	46	17	37.0	11	35	23	65.7	28	38	16	42.1	
	925631114	7092105	MAMOGEGE SECONDARY	1	0	61	22	36.1	40	43	31	72.1	2	65	25	38.5	
	925620541	7091405	MAMOLOBELA SECONDARY SCHOOL	2	17	29	17	58.6	22	19	13	68.4	0	25	12	48.0	
	925630784	7092301	MANAWE SENIOR SECONDARY	1	11	26	3	11.5	0	3	2	66.7	0	6	0	0.0	
	925620572	7091204	MANOKE SENIOR SECONDARY	1	39	38	17	44.7	32	25	16	64.0	1	37	31	83.8	
	925620602	7091101	MAOKENG SENIOR SECONDARY	1	45	38	38	100.0	14	42	38	90.5	20	19	19	100.0	
	925630791	7092307	MAPE SECONDARY	1	3	25	11	44.0	6	23	11	47.8	0	20	8	40.0	
	925630449	7092202	MAPUTLE SENIOR SECONDARY	1	41	46	25	54.3	0	66	55	83.3	0	84	77	91.7	
	925620626	7091107	MAREMISHA HIGH	1	18	15	9	60.0	12	28	10	35.7	44	25	18	72.0	
	925630463	7092205	MAROLE SECONDARY	1	11	11	4	36.4	0	22	15	68.2	0	18	4	22.2	
	925620657	7091207	MASHAKWANENG SECONDARY	1	2	35	6	17.1	0	9	4	44.4	0	8	3	37.5	
	925660716	7094307	MASHEGO JUNIOR SECONDARY	1	1	16	4	25.0	0	38	8	21.1	3	50	8	16.0	
	925660730	7094310	MASHUPJE SENIOR SECONDARY	1	21	63	21	33.3	0	43	25	58.1	20	27	13	48.1	
	925620664	7091208	MATHAFENG SECONDARY	1	8	26	26	100.0	18	32	25	78.1	20	35	34	97.1	
	925660761	7094407	MATSEBONG SECONDARY	2	26	58	27	46.6	30	74	50	67.6	32	33	26	78.8	
	925620671	7091103	MATSHAILE SENIOR SECONDARY	1	13	33	20	60.6	9	23	14	60.9	10	19	16	84.2	
	925620701	7091306	MMIDITSI SENIOR SECONDARY	1	0	96	51	53.1	59	93	47	50.5	30	54	36	66.7	
	925630845	7092306	MMUTLANE SECONDARY	1	7	47	31	66.0	0	40	25	62.5	0	68	32	47.1	
	925631497	7092405	MODIEDIE SECONDARY	1	10	35	7	20.0	10	27	10	37.0	0	11	2	18.2	
	924610131	7093101	MODIPA SECONDARY	1	2	43	19	44.2	4	16	14	87.5	0	23	20	87.0	
	925610049	7093302	MOEPADIRA SECONDARY	1	12	53	19	35.8	5	53	22	41.5	10	37	22	59.5	
	996602110	7091209	MOGALE WA BAGALE	4	5	69	38	55.1	28	35	32	91.4	33	73	64	87.7	
	925620718	7091112	MOGOHLWANE SEC SCHOOL	1	6	6	4	66.7	3	7	6	85.7	2	5	5	100.0	
	925630852	7092303	MOGOLAHLOGO SECONDARY	1	5	18	8	44.4	0	15	10	66.7	0	23	15	65.2	
	925621308	7091303	MOGOLO SECONDARY	1	36	27	17	63.0	62	48	26	54.2	32	56	33	58.9	
	925620725	7091111	MOHLAKENG SECONDARY SCHOOL	1	6	26	12	46.2	4	4	4	100.0	1	15	13	86.7	
	925630524	7092206	MOHLALA-MORUDI SECONDARY	1	59	26	11	42.3	0	35	18	51.4	0	20	17	85.0	
	925610193	7093205	MOHLALETSE SECONDARY	1	0	47	22	46.8	25	65	17	26.2	22	42	17	40.5	
	925621421	7091304	MOHLARUTSE SECONDARY	1	47	58	24	41.4	81	60	36	60.0	0	50	22	44.0	
925620749	7091105	MOHLATSENGWANE SECONDARY	1	39	29	5	17.2	9	14	11	78.6	7	10	10	100.0		
925610261	7093108	MOHLOTLWANE SECONDARY	1	1	21	0	0.0	4	18	10	55.6	0	6	5	83.3		

LIMPOPO

District Name	EMIS No	Centre No	Centre Name	Quintile	2017				2018				2019			
					No Progressed	Wrote	Achieved	% Achieved	No Progressed	Wrote	Achieved	% Achieved	No Progressed	Wrote	Achieved	% Achieved
SEKHUKHUNE EAST	925610056	7093304	MOHWADUBA SENIOR SECONDARY	1	3	23	12	52.2	1	31	7	22.6	7	24	10	41.7
	925630883	7092309	MOILA SECONDARY	1	6	17	12	70.6	4	18	9	50.0	0	14	6	42.9
	925610209	7093209	MOKHINE SECONDARY	1	22	95	44	46.3	28	44	35	79.5	43	54	38	70.4
	925610148	7093202	MOKHULWANE SECONDARY	1	10	16	7	43.8	4	22	7	31.8	0	1	0	0.0
	925631176	7092103	MOKWADIBE SECONDARY	1	7	40	9	22.5	24	28	13	46.4	0	34	15	44.1
	924661429	7094401	MOLEPANE SECONDARY	1	0	44	25	56.8	0	62	26	41.9	0	22	17	77.3
	925660853	7094106	MOLESHATLOU SECONDARY	1	32	78	16	20.5	21	20	9	45.0	73	27	7	25.9
	925660204	7094102	MONAMOLEDI SECONDARY SCHOOL	1	28	130	60	46.2	26	160	82	51.2	42	115	66	57.4
	925610285	7093106	MOROKALEBOLE SECONDARY	1	4	29	9	31.0	17	17	7	41.2	0	5	3	60.0
	925631527	7092407	MORWASWI SECONDARY	2	5	39	12	30.8	4	28	20	71.4	0	28	15	53.6
	925630555	7092204	MOSEDI SECONDARY	1	13	27	16	59.3	0	57	12	21.1	14	35	14	40.0
	925630203	7092509	MOSEGO SECONDARY	1	17	32	16	50.0	21	27	15	55.6	18	8	8	100.0
	925631534	7092510	MOSEKI SECONDARY	1	18	22	11	50.0	11	24	21	87.5	8	28	24	85.7
	925630913	7092305	MOTLOULELA SENIOR SECONDARY	1	1	23	13	56.5	3	35	22	62.9	13	45	26	57.8
	925620879	7091203	MOUKANGOE HIGH	1	34	63	33	52.4	42	42	19	45.2	37	24	23	95.8
	996601400	7093104	MPHELA A MARUMO SECONDARY SCHOOL	1	26	112	93	83.0	47	142	110	77.5	0	131	121	92.4
	925610063	7093303	MPHELE SECONDARY	1	15	68	24	35.3	34	53	23	43.4	23	29	21	72.4
	925660945	7094101	MPILO SENIOR SECONDARY	1	29	69	44	63.8	36	67	51	76.1	18	49	40	81.6
	925630562	7092203	NAKGWADI SECONDARY	1	58	64	48	75.0	0	82	70	85.4	1	116	56	48.3
	925660952	7094303	NGWAABE COMPREHENSIVE SECONDARY	1	62	13	13	100.0	47	18	16	88.9	41	34	32	94.1
	925610162	7093107	NGWANAMALA SECONDARY	1	11	118	52	44.1	4	93	60	64.5	0	71	40	56.3
	924661528	7094402	NGWANAMATLANG SECONDARY	1	4	112	81	72.3	49	133	83	62.4	21	160	93	58.1
	925660976	7094302	NGWANANGWATO SECONDARY	1	45	33	19	57.6	61	38	18	47.4	51	29	15	51.7
	925631206	7092106	NKGOMELENG SENIOR SECONDARY	1	11	24	9	37.5	7	23	13	56.5	18	27	8	29.6
	925621315	7091403	NKOTA SECONDARY	1	23	27	20	74.1	12	30	13	43.3	0	21	12	57.1
	925661023	7094304	NKOTWANE SECONDARY	1	44	52	10	19.2	64	44	16	36.4	39	36	18	50.0
	925620893	7091102	NTABANE SECONDARY	1	31	22	20	90.9	16	15	14	93.3	12	27	24	88.9
	925620916	7091406	NTIBANENG SECONDARY	1	0	28	8	28.6	5	17	4	23.5	0	13	1	7.7
	925631565	7092401	NTWAMPE TECHNICAL HIGH SCHOOL	1	10	77	42	54.5	2	83	53	63.9	0	64	43	67.2
	925631572	7092408	NYAKU SENIOR SECONDARY	2	12	37	9	24.3	8	27	9	33.3	0	39	13	33.3
	925620930	7091402	PAEPAE SENIOR SECONDARY	1	22	29	14	48.3	16	27	21	77.8	0	27	11	40.7
	925610216	7093207	PEU SECONDARY	1	0	38	10	26.3	3	21	9	42.9	16	21	5	23.8
925620954	7091307	PHAAHLA SECONDARY SCHOOL	1	0	94	40	42.6	71	65	39	60.0	33	87	23	26.4	
925631589	7092402	PHAFANE SECONDARY	1	4	132	108	81.8	40	102	94	92.2	0	101	89	88.1	
925610223	7093203	PHUTAKWE SECONDARY	1	0	60	23	38.3	9	47	21	44.7	21	47	28	59.6	
925630593	7092208	PHUTINARE SECONDARY	1	25	27	17	63.0	19	11	11	100.0	1	9	7	77.8	
925610308	7093109	PHUTITLOU SECONDARY	1	0	26	14	53.8	1	27	13	48.1	0	31	11	35.5	

LIMPOPO

District Name	EMIS No	Centre No	Centre Name	Quintile	2017				2018				2019			
					No Progressed	Wrote	Achieved	% Achieved	No Progressed	Wrote	Achieved	% Achieved	No Progressed	Wrote	Achieved	% Achieved
					SEKHUKHUNE SOUTH	924651941	7103302	DIMO SECONDARY	1	4	9	6	66.7	5	11	5
	924640118	7101101	DIPHALE SECONDARY	1	6	37	24	64.9	5	23	13	56.5	2	43	14	32.6
	996606602	7104303	DITHAMAGA SECONDARY SCHOOL	2	29	49	36	73.5	14	49	32	65.3	0	94	44	46.8
	996606511	7104192	DYNAMIQUE PRIVATE HIGH	9	2	65	58	89.2	1	52	43	82.7	0	57	37	64.9
	996606523	7104195	ELSHADAI COMBINED SCHOOL	9	3	51	36	70.6	47	41	31	75.6	3	36	31	86.1
	996606546	7104105	ESTER MALEKA COMPREHENSIVE HIGH SCHO	4	1	26	24	92.3	24	26	24	92.3	1	38	36	94.7
	924643377	7102107	GLEN COWIE SECONDARY	3	0	79	69	87.3	0	70	64	91.4	0	90	78	86.7
	996606540	7104194	GOOD SHEPHERD MODEL SCHOOL	9	4	73	56	76.7	10	57	49	86.0	20	86	60	69.8
	924650597	7103106	GOODHOPE SECONDARY	2	10	22	13	59.1	7	17	14	82.4	5	11	7	63.6
	996606504	7104104	GROBLERSDAL ACADEMY	5	5	63	62	98.4	6	65	60	92.3	0	50	39	78.0
	924651965	7103105	HLABI SECONDARY	2	18	73	66	90.4	36	71	68	95.8	30	79	73	92.4
	924651286	7103110	HLANGANANI SECONDARY	1	10	39	25	64.1	40	46	32	69.6	0	47	22	46.8
	996606537	7104103	HOeRSKOOL BEN VILJOEN	5	0	134	133	99.3	6	120	119	99.2	0	125	121	96.8
	924651910	7103509	HUTUTU SENIOR SECONDARY	1	7	111	47	42.3	35	78	48	61.5	1	81	49	60.5
	924650603	7102404	IZIKHALI ZEMFUNDO SENIOR SECONDARY	1	23	72	37	51.4	22	55	26	47.3	1	28	16	57.1
	996606821	7104411	KGAGATLOU SECONDARY SCHOOL	1	20	44	30	68.2	17	27	15	55.6	20	29	22	75.9
	924640354	7102306	KGAGHLANAMORULANA SENIOR SECONDARY	1	10	26	15	57.7	50	46	30	65.2	34	67	57	85.1
	924651491	7103104	KGAPHOLA MATLALA SECONDARY	1	9	11	4	36.4	4	16	8	50.0	0	8	5	62.5
	924640446	7101304	KGOSHIMOROANGOATO SECONDARY	1	10	83	60	72.3	17	83	52	62.7	0	88	58	65.9
	996606715	7104206	KGOTHALA SECONDARY SCHOOL	2	53	73	35	47.9	26	31	28	90.3	14	26	24	92.3
	924640453	7101308	KGOTSWANE SECONDARY	1	8	19	9	47.4	3	13	3	23.1	0	18	8	44.4
	924650184	7103207	KOPA SECONDARY	1	36	138	75	54.3	14	92	71	77.2	32	77	61	79.2
	924650887	7103508	KOTOLE SECONDARY	2	31	83	14	16.9	9	44	28	63.6	0	59	30	50.8
	991102501	7103503	KUBELA SECONDARY SCHOOL	1	12	24	12	50.0	30	17	8	47.1	0	13	7	53.8
	924640538	7102104	LEGALETLWA SENIOR SECONDARY	1	0	66	33	50.0	42	51	33	64.7	34	19	14	73.7
	921230122	7103501	LEHWELERE MATLALA SECONDARY	1	10	15	14	93.3	7	18	12	66.7	0	26	20	76.9
	924640569	7102202	LEHWELERE SECONDARY	2	33	130	69	53.1	22	80	51	63.8	0	63	57	90.5
	924651231	7103108	LEKALA SECONDARY	1	0	26	11	42.3	22	30	10	33.3	18	17	7	41.2
	924640583	7103411	LEKHINE SECONDARY	1	0	62	10	16.1	14	25	13	52.0	2	17	11	64.7
	924640590	7101309	LEKOKO SECONDARY	1	29	115	42	36.5	7	77	36	46.8	0	50	35	70.0
	924640620	7102309	LEOKENG SECONDARY	1	5	20	15	75.0	25	24	15	62.5	15	16	9	56.3
	906120591	7103504	LEPELLE SECONDARY	1	3	61	28	45.9	86	57	34	59.6	0	80	36	45.0
	996606531	7102409	LERIANA SENIOR SECONDARY SCHOOL	2	19	72	13	18.1	11	63	19	30.2	1	37	24	64.9

LIMPOPO

District Name	EMIS No	Centre No	Centre Name	Quintile	2017				2018				2019			
					No Progressed	Wrote	Achieved	% Achieved	No Progressed	Wrote	Achieved	% Achieved	No Progressed	Wrote	Achieved	% Achieved
SEKHUKHUNE SOUTH	924640699	7101307	LETEBELE MARISHANE SECONDARY	1	14	60	35	58.3	22	49	33	67.3	0	47	28	59.6
	924640712	7101108	LEWALEMOLOMO SECONDARY	1	0	13	11	84.6	2	13	12	92.3	4	13	11	84.6
	996606544	7104193	LIVING WATER PRIVATE SCHOOL	9	16	33	30	90.9	15	37	35	94.6	0	47	41	87.2
	924650627	7102407	LOBOLI SECONDARY	1	20	20	8	40.0	26	19	14	73.7	22	35	13	37.1
	996606812	7104405	MABAKE SECONDARY SCHOOL	2	91	83	52	62.7	39	39	32	82.1	29	40	36	90.0
	924640750	7102102	MABODIBENG SECONDARY	1	21	76	21	27.6	55	63	28	44.4	20	36	16	44.4
	924640781	7101205	MADIKALEPUDI SECONDARY	1	9	11	7	63.6	11	9	3	33.3	0	12	7	58.3
	924640828	7102301	MAGALE SECONDARY	2	24	51	28	54.9	28	41	32	78.0	18	33	25	75.8
	924650672	7102303	MAGUKUBJANE SENIOR SECONDARY	1	8	47	9	19.1	12	32	8	25.0	5	27	11	40.7
	924640836	7102307	MAHLABA SECONDARY	1	13	20	1	5.0	4	19	1	5.3	1	13	0	0.0
	996606808	7104401	MAHLAKODISHE SECONDARY SCHOOL	1	30	36	22	61.1	24	39	29	74.4	23	26	18	69.2
	924651001	7103310	MAHLARE SENIOR SECONDARY	1	27	29	22	75.9	26	30	25	83.3	32	23	17	73.9
	924650191	7103512	MAHLONTEBE SECONDARY	1	50	67	30	44.8	18	54	32	59.3	0	64	39	60.9
	924640897	7101107	MAHWETSE SECONDARY	1	0	99	85	85.9	14	110	96	87.3	11	103	81	78.6
	924651958	7103301	MAJANE MATLALA SECONDARY	1	3	19	8	42.1	11	19	9	47.4	2	25	13	52.0
	921230191	7103502	MAJATLADI SECONDARY	1	56	71	44	62.0	30	77	31	40.3	1	75	34	45.3
	924643131	7102205	MAKHATO SECONDARY	2	15	40	21	52.5	17	16	10	62.5	18	16	15	93.8
	924640996	7102204	MAKWE SENIOR SECONDARY	2	19	42	32	76.2	17	25	17	68.0	20	29	24	82.8
	924641005	7102210	MAKWETLE SECONDARY	2	0	16	12	75.0	16	18	15	83.3	10	12	7	58.3
	924641036	7101209	MALABE SECONDARY	1	2	9	6	66.7	1	16	7	43.8	0	10	1	10.0
	924641067	7101301	MALEKUTU SENIOR SECONDARY	1	2	78	53	67.9	16	67	41	61.2	0	65	37	56.9
	924651507	7103111	MAMADI SECONDARY	1	32	17	14	82.4	13	14	11	78.6	46	15	12	80.0
	924641111	7103404	MAMPURU TSEKE SECONDARY	1	9	24	16	66.7	2	25	5	20.0	7	12	5	41.7
	924650207	7103101	MANG-LE-MANG SECONDARY	1	40	91	66	72.5	38	56	44	78.6	0	60	42	70.0
	924641142	7103410	MANGOLWANE SENIOR SECONDARY	1	5	23	7	30.4	1	14	7	50.0	2	11	2	18.2
	924641203	7101201	MANTLATLE SECONDARY	1	6	68	36	52.9	8	70	38	54.3	0	56	42	75.0
	924641210	7102111	MANTLHANYANE SECONDARY	1	6	9	2	22.2	3	6	3	50.0	4	3	1	33.3
	924651019	7103307	MANYAKU SECONDARY	1	8	58	28	48.3	1	46	29	63.0	20	49	32	65.3
	924641258	7103403	MAPHADIME SENIOR SECONDARY	1	14	33	9	27.3	1	22	9	40.9	8	26	4	15.4
	924651255	7103308	MARESELENG HIGH	1	56	27	10	37.0	0	33	21	63.6	0	10	7	70.0
	924641319	7102310	MARETELE SECONDARY	1	7	16	7	43.8	6	15	11	73.3	3	11	5	45.5
	924641364	7101104	MASEMOLA SENIOR SECONDARY	1	0	31	22	71.0	44	20	10	50.0	0	16	2	12.5
924641371	7102206	MASERUMULE SECONDARY	1	36	46	33	71.7	40	39	36	92.3	21	48	44	91.7	

LIMPOPO

District Name	EMIS No	Centre No	Centre Name	Quintile	2017				2018				2019			
					No Progressed	Wrote	Achieved	% Achieved	No Progressed	Wrote	Achieved	% Achieved	No Progressed	Wrote	Achieved	% Achieved
SEKHUKHUNE SOUTH	996606520	7102412	MATAILANE SECONDARY SCHOOL	2	24	39	11	28.2	10	32	8	25.0	10	39	9	23.1
	924641432	7101106	MATHUME SECONDARY	1	0	25	11	44.0	0	26	6	23.1	4	29	10	34.5
	924641463	7101110	MATLEBJOANE SECONDARY	1	3	57	40	70.2	13	44	31	70.5	9	44	40	90.9
	924641494	7101207	MATSEBE SECONDARY	1	6	21	7	33.3	4	16	5	31.3	0	6	0	0.0
	924320468	7103401	MATSHELE SECONDARY	1	14	35	20	57.1	7	31	24	77.4	3	33	29	87.9
	924641517	7102106	MATSHUMANE SECONDARY	2	39	192	84	43.8	72	189	95	50.3	75	111	59	53.2
	924641555	7101102	MMAKOPI SECONDARY	1	6	16	14	87.5	10	21	18	85.7	10	25	24	96.0
	924641593	7102302	MMAMOKOKGOLUSHI SECONDARY	1	11	56	30	53.6	31	48	27	56.3	37	43	23	53.5
	924643193	7102101	MMAUWANE SECONDARY	1	23	18	14	77.8	28	19	9	47.4	5	15	9	60.0
	924643124	7101206	MODIPADI SECONDARY	1	8	31	15	48.4	10	45	29	64.4	0	28	22	78.6
	924650924	7103303	MOGADIME SECONDARY	1	2	29	8	27.6	4	18	10	55.6	7	14	3	21.4
	924650276	7103209	MOGUDI SECONDARY	2	24	26	19	73.1	14	33	16	48.5	11	32	14	43.8
	996606618	7104301	MOHLABETSI SECONDARY SCHOOL	1									0	6	5	83.3
	996606702	7104202	MOHLAMME SECONDARY SCHOOL	2	92	103	66	64.1	24	125	69	55.2	60	110	50	45.5
	996606309	7104101	MOHLAREKOMA SECONDARY SCHOOL	1	30	41	20	48.8	37	38	22	57.9	15	16	7	43.8
	924641746	7102305	MOHLODI SECONDARY	1	0	21	5	23.8	7	14	3	21.4	1	18	8	44.4
	924641791	7103402	MOKGAPI SECONDARY	1	3	27	16	59.3	6	16	13	81.3	2	16	12	75.0
	924641784	7102208	MOKGERETLI SECONDARY	1	1	19	14	73.7	4	26	15	57.7	3	33	30	90.9
	924650979	7103505	MOKGOMA MATLALA SECONDARY	2	6	16	2	12.5	14	19	3	15.8	0	13	2	15.4
	924641821	7101311	MOKGUBI SECONDARY	1	6	18	14	77.8	3	17	9	52.9	0	30	5	16.7
	924651927	7103305	MOKONEAMABULA SECONDARY	1	8	49	39	79.6	9	44	24	54.5	22	37	19	51.4
	924641846	7101208	MOLEBELEDI SECONDARY	1	0	20	6	30.0	3	19	16	84.2	0	10	4	40.0
	924641906	7101109	MOLOMOTOATAU SECONDARY	1	5	32	11	34.4	3	26	6	23.1	0	23	9	39.1
	924641913	7103408	MOLWETSI SENIOR	1	5	77	44	57.1	14	92	53	57.6	20	69	49	71.0
	924650214	7103203	MONAMODI MATSEPE SECONDARY	2	15	39	16	41.0	22	57	41	71.9	20	56	39	69.6
	924641937	7101111	MONYAKU SECONDARY	1	0	11	9	81.8	1	10	7	70.0	3	14	7	50.0
	924641968	7102203	MOREKO SENIOR SECONDARY	2	4	132	132	100.0	6	149	147	98.7	15	154	154	100.0
	924641975	7102211	MORERI-CHOENYANE SECONDARY	2	1	13	9	69.2	6	8	5	62.5	2	7	5	71.4
	924641999	7102209	MORITI SECONDARY	1	5	29	13	44.8	5	14	13	92.9	2	5	4	80.0
	924650221	7103208	MOSHATE SENIOR SECONDARY	1	21	75	39	52.0	28	67	37	55.2	38	49	28	57.1
	924642053	7102311	MOTEANE SECONDARY	2	0	22	19	86.4	15	48	31	64.6	18	34	18	52.9
	924651859	7103210	MOTJEDI SECONDARY	1	15	23	18	78.3	12	54	40	74.1	34	58	40	69.0
924652248	7103506	MOTODI SECONDARY	2	2	44	11	25.0	10	27	8	29.6	6	20	7	35.0	
924642114	7102207	MOTSWALEDI SECONDARY	1	12	15	8	53.3	0	9	6	66.7	11	9	3	33.3	
924642121	7101105	MOTUBATSE SECONDARY	1	27	60	33	55.0	0	46	29	63.0	9	49	31	63.3	
996603304	7103205	MPHAGE SECONDARY SCHOOL	2	41	67	36	53.7	75	67	34	50.7	64	42	22	52.4	

LIMPOPO

District Name	EMIS No	Centre No	Centre Name	Quintile	2017				2018				2019			
					No Progressed	Wrote	Achieved	% Achieved	No Progressed	Wrote	Achieved	% Achieved	No Progressed	Wrote	Achieved	% Achieved
SEKHUKHUNE SOUTH	924650290	7103510	MPHAHLELE SECONDARY	1	24	35	17	48.6	25	20	9	45.0	0	25	18	72.0
	924642145	7103405	MPHEGOLLE SECONDARY	1	1	35	29	82.9	7	31	23	74.2	5	19	14	73.7
	924642152	7102108	MPHELE A MPHELE SECONDARY	1	12	41	25	61.0	8	36	30	83.3	14	23	21	91.3
	924650696	7102403	MPHEZULU SECONDARY	2	12	72	52	72.2	19	46	35	76.1	19	38	29	76.3
	924643407	7101310	MPOLE SECONDARY	1	6	28	8	28.6	9	26	13	50.0	0	17	8	47.1
	996606705	7104201	NALA SECONDARY SCHOOL	2	68	79	71	89.9	94	84	73	86.9	59	84	69	82.1
	924650238	7103211	NALEDI-YA-MESO SECONDARY	1	8	13	6	46.2	3	21	7	33.3	0	17	4	23.5
	924642213	7102304	NAMUDI SECONDARY	1	2	20	3	15.0	3	11	6	54.5	7	6	5	83.3
	924651484	7103507	NAPE A NGWATO HIGH	2	15	73	44	60.3	22	75	19	25.3	0	41	17	41.5
	924651293	7103107	NDENDEKA HIGH	1	12	28	14	50.0	15	33	21	63.6	18	19	15	78.9
	924642237	7103409	NGALE SECONDARY	1	23	29	17	58.6	0	40	25	62.5	5	59	35	59.3
	924642244	7103412	NGOATOANAPE SECONDARY	1	4	27	18	66.7	3	22	14	63.6	6	16	5	31.3
	924651279	7103109	NGULU HIGH	1	7	51	19	37.3	22	59	32	54.2	0	52	25	48.1
	924651866	7103511	NGWANAKWENA SECONDARY	1	36	100	60	60.0	25	108	78	72.2	1	106	78	73.6
	924642281	7103304	NGWANAMASHILE SENIOR SECONDARY	1	10	46	29	63.0	8	33	21	63.6	21	38	29	76.3
	924642305	7101302	NGWANATSHWANE SECONDARY	1	0	118	82	69.5	0	115	103	89.6	0	82	80	97.6
	996606711	7104204	NGWATO-A-MPHELA PUBLIC SCHOOL	2	14	45	25	55.6	14	32	22	68.8	8	31	17	54.8
	924642329	7101203	NKGONYELETSE SECONDARY	1	22	53	37	69.8	12	45	35	77.8	0	64	42	65.6
	924642374	7102308	NTSHEBELE SECONDARY	1	5	85	34	40.0	23	63	44	69.8	25	58	25	43.1
	996606832	7104410	NTSHIBA SECONDARY SCHOOL	2	19	25	6	24.0	12	17	15	88.2	12	20	16	80.0
	996606701	7104207	OR TAMBO COMPREHENSIVE SCHOOL	2	90	34	19	55.9	57	66	44	66.7	51	33	30	90.9
	996606801	7104403	PEZUNGA SECONDARY SCHOOL	1	23	24	17	70.8	11	13	6	46.2	23	10	8	80.0
	924642428	7102201	PHATAMETSANE SECONDARY	2	50	80	49	61.3	64	75	63	84.0	42	52	32	61.5
	924642466	7102112	PHIRIAGAE SECONDARY	1	16	6	5	83.3	10	9	5	55.6	16	7	5	71.4
	924651262	7103103	PHOKANOKA HIGH	1	89	68	43	63.2	31	80	33	41.3	19	71	23	32.4
	924642480	7101103	PHOROANE SECONDARY	1	0	18	14	77.8	4	18	10	55.6	16	16	12	75.0
	924643315	7101204	PHUTI-KWENA SECONDARY	1	25	37	27	73.0	3	39	30	76.9	0	48	39	81.3
	924642527	7102105	PONTI JUNIOR SECONDARY	1	6	56	44	78.6	13	46	37	80.4	11	54	39	72.2
	924651040	7103309	PUPUTLE SECONDARY	1	5	21	9	42.9	11	14	4	28.6	2	6	1	16.7
	996606607	7104305	RAMATSHAGALALA SECONDARY SCHOOL	1	52	226	132	58.4	121	168	113	67.3	54	111	93	83.8
	996606718	7104203	RAMOGOSETSI MAGANA SECONDARY SCHOOL	2	23	72	42	58.3	25	69	37	53.6	0	54	36	66.7
924650252	7103202	RAMOHLOKOLO SENIOR SECONDARY	2	8	46	21	45.7	20	63	13	20.6	10	34	12	35.3	
924642572	7101202	RANTOBENG SECONDARY	1	10	134	132	98.5	37	150	144	96.0	0	167	156	93.4	
924642589	7102103	REBONE SECONDARY	1	61	79	53	67.1	47	95	69	72.6	15	67	55	82.1	
996603301	7103201	REFILWE SECONDARY	2	0	84	81	96.4	25	65	64	98.5	21	74	71	95.9	

LIMPOPO

District Name	EMIS No	Centre No	Centre Name	Quintile	2017				2018				2019					
					No Progressed	Wrote	Achieved	% Achieved	No Progressed	Wrote	Achieved	% Achieved	No Progressed	Wrote	Achieved	% Achieved		
SEKHUKHUNE SOUTH	996606820	7104407	REFILWE SECONDARY SCHOOL	2	27	13	7	53.8	17	19	12	63.2	33	21	10	47.6		
	996606631	7104306	REITOMETJE SECONDARY SCHOOL	2	61	8	6	75.0	6	4	4	100.0	33	2	1	50.0		
	996606815	7104406	REKHUDITSE SECONDARY SCHOOL	2	25	98	40	40.8	31	69	43	62.3	15	57	42	73.7		
	996606824	7104404	REPFAFOGILE SECONDARY SCHOOL	2	28	42	28	66.7	39	29	25	86.2	28	34	25	73.5		
	996606509	7104102	SANGO COMBINED SCHOOL	1	5	42	31	73.8	0	28	17	60.7	0	44	44	100.0		
	996606603	7104302	SEBAKANAGA SECONDARY SCHOOL	2	18	92	72	78.3	19	99	73	73.7	56	85	73	85.9		
	996606816	7104409	SEBJALEBJALE SECONDARY SCHOOL	2	12	28	19	67.9	12	29	19	65.5	24	32	23	71.9		
	924650733	7102405	SEGOLOLA HIGH	1	20	56	24	42.9	57	63	20	31.7	0	50	21	42.0		
	924642749	7102109	SEOPO SENIOR SECONDARY	1	17	32	22	68.8	27	21	19	90.5	25	30	18	60.0		
	924642756	7103407	SEPHEU MOLEKE SECONDARY	1	14	71	53	74.6	12	83	69	83.1	32	43	34	79.1		
	996606727	7104205	SEREME COMBINED SCHOOL	2	26	20	12	60.0	22	11	4	36.4	1	27	7	25.9		
	996606528	7102410	SKHOSANA SECONDARY SCHOOL	2	43	67	29	43.3	8	42	20	47.6	33	20	14	70.0		
	924650740	7103102	ST PAUL'S HIGH	2	19	91	88	96.7	23	91	83	91.2	0	129	114	88.4		
	996606535	7104191	ST GREGORIES COLLEGE	9	8	74	67	90.5	8	43	42	97.7	5	37	35	94.6		
	996606608	7104309	ST JOSEFS SECONDARY SCHOOL	2	87	44	28	63.6	11	61	53	86.9	75	72	59	81.9		
	996606610	7104304	TADIMANE SECONDARY SCHOOL	2	21	37	17	45.9	8	44	29	65.9	0	35	28	80.0		
	924642848	7101303	TENYANE SECONDARY	1	8	70	47	67.1	7	62	40	64.5	0	34	31	91.2		
	924643148	7102110	THAKGUDI SECONDARY	1	0	24	22	91.7	42	16	16	100.0	19	14	12	85.7		
	996606630	7104308	THEJANE SECONDARY SCHOOL	1	118	43	39	90.7	38	51	42	82.4	0	49	39	79.6		
	996606625	7104307	THLAKO COMBINED SCHOOL	2	28	109	67	61.5	15	81	57	70.4	42	64	43	67.2		
	996606536	7102411	TJETJE SECONDARY SCHOOL	2	7	70	55	78.6	15	76	54	71.1	59	49	42	85.7		
	996606810	7104402	TLHAKANANG SECONDARY SCHOOL	1	12	66	65	98.5	16	66	54	81.8	27	55	50	90.9		
	924643001	7101306	TSEKEMARISHANE SENIOR SECONDARY	1	5	33	8	24.2	22	22	19	86.4	0	22	6	27.3		
	924643049	7103406	TSHEGE SECONDARY	1	10	28	11	39.3	22	14	8	57.1	20	13	8	61.5		
	996606828	7104408	TSHIKANOSHI SECONDARY SCHOOL	2	7	19	17	89.5	22	39	29	74.4	13	32	27	84.4		
	924650757	7102401	ZAMA ZAMA SECONDARY	1	2	115	47	40.9	42	114	52	45.6	0	59	26	44.1		
	924650764	7102408	ZAMOKUHLE HIGH	1	14	92	50	54.3	16	76	36	47.4	0	73	47	64.4		
924650771	7102406	ZENZELENI SENIOR SECONDARY	1	8	13	8	61.5	7	11	7	63.6	6	10	9	90.0			
VHEMBE EAST	911360948	7061401	ADOLF MHINGA HIGH	1	7	50	45	90.0	26	63	53	84.1	45	38	34	89.5		
	930351203	7063201	AZWIFARWI SECONDARY	2	89	164	157	95.7	73	179	168	93.9	130	198	194	98.0		
	930351289	7063505	BABABA SECONDARY	3	27	61	46	75.4	38	51	37	72.5	52	38	31	81.6		
	911360887	7061403	BASOPA HIGH	1	9	116	96	82.8	6	97	88	90.7	96	120	107	89.2		
	930321202	7061608	DAVHANA SECONDARY	2	24	92	62	67.4	29	69	55	79.7	12	54	53	98.1		

LIMPOPO

District Name	EMIS No	Centre No	Centre Name	Quintile	2017				2018				2019			
					No Progressed	Wrote	Achieved	% Achieved	No Progressed	Wrote	Achieved	% Achieved	No Progressed	Wrote	Achieved	% Achieved
					VHEMBE EAST	929311564	7062107	DAVID MUTSHINYALO SECONDARY	1	23	60	50	83.3	15	47	41
	930351364	7063401	DENGA TSHIVHASE SECONDARY	3	22	56	36	64.3	31	48	30	62.5	44	28	24	85.7
	930351357	7063410	DENGENYA SECONDARY	3	40	84	66	78.6	30	43	37	86.0	40	45	41	91.1
	930320247	7063101	DIMANI AGRICULTURAL HIGH	3	17	155	133	85.8	41	136	116	85.3	87	147	110	74.8
	911361385	7061304	DLAMANI HIGH	2	44	113	104	92.0	47	65	64	98.5	49	149	132	88.6
	929310417	7062304	DYELAMANAVHA SECONDARY	1	3	34	15	44.1	14	32	17	53.1	22	19	11	57.9
	929311458	7062306	DZIMAU LI SECONDARY	2	18	28	28	100.0	22	30	29	96.7	24	43	42	97.7
	930351371	7063411	DZWABONI SECONDARY	3	7	48	33	68.8	8	62	43	69.4	22	45	36	80.0
	911360832	7061102	E P P MHINGA SECONDARY	3	57	340	267	78.5	7	240	231	96.3	21	241	224	92.9
	930321219	7061601	EDISON NESENGANI SECONDARY	2	23	119	112	94.1	41	82	82	100.0	101	164	160	97.6
	905350095	7063307	FHATUWANI SECONDARY	1	33	38	35	92.1	57	29	27	93.1	38	44	41	93.2
	929310400	7062204	FHETANI SECONDARY	1	30	37	31	83.8	6	20	16	80.0	31	32	24	75.0
	911361484	7061506	FRANCE SOMBHANI SECONDARY	2	11	27	24	88.9	18	22	16	72.7	27	36	31	86.1
	930351463	7063606	FRANS RASIMPHI SECONDARY	3	20	81	78	96.3	25	59	59	100.0	23	62	55	88.7
	930360535	7062601	FUNZWANI SECONDARY	3	5	20	17	85.0	9	44	22	50.0	17	52	39	75.0
	911360870	7061107	GEORGE SONTA HIGH	2	23	75	62	82.7	30	83	73	88.0	26	85	61	71.8
	911361262	7061203	GIDJANA SECONDARY	2	5	51	43	84.3	9	50	42	84.0	13	69	52	75.4
	930351210	7063203	GOLE SECONDARY	1	60	54	46	85.2	52	55	43	78.2	54	70	64	91.4
	911361392	7061204	GOVHU JUNIOR SECONDARY	2	1	32	26	81.3	6	38	24	63.2	11	17	16	94.1
	930351555	7063501	GUMANI TECHNICAL HIGH	3	33	84	61	72.6	21	29	24	82.8	40	28	27	96.4
	930351388	7063402	GUUVHUKUVHU SECONDARY	3	15	34	31	91.2	7	31	27	87.1	21	32	23	71.9
	929310370	7062203	HANYANI SECONDARY	2	30	50	38	76.0	30	32	30	93.8	15	41	34	82.9
	911361644	7061105	HLALUKO SECONDARY	2	54	75	46	61.3	51	58	51	87.9	10	98	68	69.4
	911361781	7061510	HLALUKWENI HIGH	2	7	100	85	85.0	51	106	97	91.5	50	127	117	92.1
	911361774	7061501	HUMULA SECONDARY	1	11	47	35	74.5	21	29	29	100.0	19	51	35	68.6
	993301204	7061208	JILONGO HIGH SCHOOL	1	28	64	55	85.9	21	89	70	78.7	35	109	79	72.5
	911360894	7061404	JIM CHAVANI HIGH	2	5	214	196	91.6	18	247	228	92.3	16	254	225	88.6
	911361231	7061504	JIM YINGWANI HIGH	2	10	61	25	41.0	29	72	41	56.9	0	50	43	86.0
	911361895	7061511	JOHANNES RAMAVHOYA SECONDARY	2	10	29	17	58.6	15	28	15	53.6	11	23	11	47.8
	911361798	7061507	JOHN MBHEDLHE SECONDARY	2	22	97	57	58.8	14	69	59	85.5	15	56	43	76.8
	930321226	7061606	JOHN MUTHEIWANA SECONDARY SCHOOL	2	20	60	60	100.0	25	54	54	100.0	12	85	84	98.8
	911321660	7061611	JULIUS SECONDARY SCHOOL	1	0	58	47	81.0	11	60	46	76.7	0	62	29	46.8
	930351470	7063602	KHADZINGE SECONDARY	3	19	12	4	33.3	10	8	2	25.0	13	3	2	66.7
	929310738	7062402	KHANGALE SECONDARY	2	4	15	14	93.3	12	29	14	48.3	7	25	21	84.0
	911361224	7061503	KHATISA SECONDARY	1	45	103	74	71.8	20	89	73	82.0	53	87	71	81.6
	930320339	7063102	KHWEVHA COMMERCIAL	3	40	191	158	82.7	62	161	125	77.6	36	155	116	74.8
	930320292	7063106	LIGEGE SECONDARY	3	50	99	89	89.9	30	44	42	95.5	40	60	56	93.3
	930350088	7063301	LIIVHA COMBINED	3	18	75	70	93.3	20	77	72	93.5	26	81	68	84.0

LIMPOPO

District Name	EMIS No	Centre No	Centre Name	Quintile	2017				2018				2019			
					No Progressed	Wrote	Achieved	% Achieved	No Progressed	Wrote	Achieved	% Achieved	No Progressed	Wrote	Achieved	% Achieved
					VHEMBE EAST	930360979	7062610	LIMBEDZI SECONDARY	1	9	29	17	58.6	16	13	8
	930310967	7062104	LUCAS RATSHALINGWA SECONDARY	3	11	27	25	92.6	13	35	30	85.7	23	25	23	92.0
	929311021	7062102	LUNWANNGWE SECONDARY	2	21	28	22	78.6	17	32	22	68.8	0	27	25	92.6
	902351487	7063608	LUPHAI SECONDARY	2	5	50	48	96.0	9	42	35	83.3	27	43	39	90.7
	929311014	7062109	LUVHENGO SECONDARY	1	13	26	15	57.7	10	25	17	68.0	10	9	8	88.9
	930320223	7063105	LWANDANI SECONDARY	2	40	39	37	94.9	36	33	28	84.8	41	34	26	76.5
	993302201	7062205	LWAPHUNGU SECONDARY	2	30	18	15	83.3	7	27	14	51.9	16	33	25	75.8
	930321233	7061603	LWENZHE SECONDARY	1	5	12	9	75.0	21	9	8	88.9	3	12	4	33.3
	911360900	7061305	MADADZHE SECONDARY	2	15	47	35	74.5	9	33	21	63.6	17	17	12	70.6
	911361439	7061206	MADONSI HIGH	1	4	39	16	41.0	10	31	12	38.7	5	14	9	64.3
	911360405	7061306	MADZIKUSE	2	13	31	28	90.3	7	43	41	95.3	6	54	44	81.5
	930320254	7063107	MAGALANNGWE SECONDARY	2	60	40	26	65.0	54	35	26	74.3	20	40	36	90.0
	911361651	7061104	MAHUNTSI SECONDARY	2	18	23	20	87.0	7	50	42	84.0	27	75	54	72.0
	930310691	7062405	MAKUYA SECONDARY	2	32	68	45	66.2	25	57	47	82.5	38	37	34	91.9
	911360856	7061101	MALAMULELE SECONDARY	2	8	92	79	85.9	2	101	90	89.1	10	112	90	80.4
	929311359	7062303	MALILELE SECONDARY	2	12	22	15	68.2	12	25	23	92.0	16	19	18	94.7
	929311373	7062302	MAMPHODO SECONDARY	2	0	79	15	19.0	9	46	13	28.3	2	8	6	75.0
	905332030	7063304	MARUDE SECONDARY	3	78	187	124	66.3	90	177	120	67.8	153	116	70	60.3
	929311380	7062301	MATAVHELA SECONDARY	2	13	188	160	85.1	3	171	144	84.2	40	187	159	85.0
	911361422	7061308	MATIMBA JUNIOR SECONDARY	2	40	55	30	54.5	73	42	33	78.6	39	44	23	52.3
	930321172	7061610	MATODZI SECONDARY	2	17	27	11	40.7	36	20	15	75.0	10	31	19	61.3
	911361767	7061211	MBHANYELE SECONDARY	2	37	103	85	82.5	12	99	84	84.8	33	115	72	62.6
	930351395	7063405	MBILWI SECONDARY	4	54	417	375	89.9	46	367	355	96.7	17	421	382	90.7
	930360962	7062607	MILTON MPFUMEDZENI SECONDARY	2	33	189	155	82.0	8	192	139	72.4	60	182	126	69.2
	930361217	7061512	MOVHE SECONDARY	1	7	17	9	52.9	10	18	13	72.2	8	12	10	83.3
	930360955	7062602	MPANDELI SECONDARY	2	65	124	110	88.7	29	116	61	52.6	38	204	133	65.2
	930350071	7063306	MPFARISENI SECONDARY	1	39	27	22	81.5	31	25	15	60.0	32	30	15	50.0
	930310998	7062103	MPHALALENI SECONDARY	2	36	80	71	88.8	85	83	74	89.2	45	72	68	94.4
	911361200	7061108	MPHAMBO HIGH	2	16	115	76	66.1	44	154	105	68.2	37	155	109	70.3
	930351401	7063408	MPHAPHULI SECONDARY	3	45	160	136	85.0	31	151	122	80.8	44	179	149	83.2
	911361415	7061209	MTITITI SECONDARY	2	7	61	48	78.7	19	49	27	55.1	13	57	36	63.2
	929310684	7062403	MUBALANGANYI SECONDARY	2	22	25	24	96.0	16	21	17	81.0	39	35	28	80.0
	930321165	7061605	MUGOIDWA SECONDARY	2	25	65	59	90.8	31	49	45	91.8	27	56	56	100.0
	930351296	7063508	MUHANELWA SECONDARY	2	10	21	18	85.7	5	20	15	75.0	19	31	20	64.5
	930351500	7063603	MUHUYUWATHOMBA SECONDARY	2	67	45	38	84.4	51	48	34	70.8	69	71	60	84.5
	930351227	7063206	MUKHWANTHELI SECONDARY	1	38	173	108	62.4	40	151	99	65.6	82	163	110	67.5
	930351302	7063506	MUKULA HIGH	2	9	32	29	90.6	13	37	23	62.2	16	37	23	62.2
	931352063	7063592	MUKULA INTERGRATED	9	7	146	127	87.0	16	166	140	84.3	13	160	146	91.3
	930320285	7063109	MUTHAMARO SECONDARY	2	37	30	25	83.3	14	22	21	95.5	38	33	32	97.0
	930321158	7061609	MUTHURWANA SECONDARY	2	17	29	28	96.6	12	28	27	96.4	16	35	33	94.3

LIMPOPO

District Name	EMIS No	Centre No	Centre Name	Quintile	2017				2018				2019			
					No Progressed	Wrote	Achieved	% Achieved	No Progressed	Wrote	Achieved	% Achieved	No Progressed	Wrote	Achieved	% Achieved
					VHEMBE EAST	929310974	7062101	MUTSHUTSHU SECONDARY	2	13	66	41	62.1	9	41	28
	930351234	7063208	MUVHAVHA SECONDARY	2	22	21	10	47.6	32	18	15	83.3	0	17	16	94.1
	930320230	7063108	NDAEDZO SECONDARY	2	64	81	69	85.2	49	95	82	86.3	54	103	95	92.2
	930310714	7062404	NDARIENI SECONDARY	1	50	44	16	36.4	21	34	27	79.4	26	50	36	72.0
	993301102	7061191	NEW ERA COLLEGE	9	15	45	26	57.8	6	73	53	72.6	25	96	85	88.5
	993305200	7063591	NEW GENERATION GIRLS ACADEMY	9	4	71	63	88.7	3	67	60	89.6	4	69	62	89.9
	911361255	7061307	NGHEZIMANI HIGH	2	69	74	29	39.2	35	42	25	59.5	39	18	11	61.1
	911361828	7061406	NGULA SECONDARY	2	29	29	27	93.1	9	41	26	63.4	30	30	23	76.7
	929310363	7062202	NIANI SECONDARY	2	9	25	19	76.0	27	9	8	88.9	44	10	8	80.0
	911360863	7061302	NKATINI HIGH	2	12	19	15	78.9	14	32	23	71.9	27	24	9	37.5
	930351418	7063409	NTHETSHELESENI SECONDARY	3	9	74	39	52.7	33	49	35	71.4	17	37	33	89.2
	911361446	7061201	NTLHAVENI HIGH	2	39	41	22	53.7	15	27	20	74.1	14	32	30	93.8
	930360993	7062603	NTODENI SECONDARY	2	13	57	55	96.5	9	56	54	96.4	23	58	56	96.6
	916411273	7061210	NTSAKOMATSAKALI SECONDARY	1	14	34	27	79.4	37	31	14	45.2	12	34	15	44.1
	930361088	7062605	NTSENDZENI SECONDARY	2	54	59	35	59.3	22	38	25	65.8	19	37	19	51.4
	911360917	7061309	NWANATI HIGH	1	38	136	79	58.1	36	151	85	56.3	21	155	92	59.4
	929310721	7062401	NYADZANI SECONDARY	2	8	54	36	66.7	12	36	22	61.1	20	36	34	94.4
	911360849	7061301	P P HLUNGWANI HIGH	1	21	131	129	98.5	15	142	119	83.8	26	148	139	93.9
	905361637	7061205	PENINGHOTSA HIGH	2	6	19	9	47.4	4	12	4	33.3	7	12	3	25.0
	930351425	7063406	PHASWANA SECONDARY	3	49	90	61	67.8	55	93	66	71.0	59	80	73	91.3
	929311397	7062508	PHOPHI SECONDARY	2	23	32	31	96.9	0	39	19	48.7	19	42	34	81.0
	911361453	7061509	PHOTANI SECONDARY	2	11	77	47	61.0	99	118	65	55.1	15	78	51	65.4
	930351449	7063403	RALSON TSHINANNE SECONDARY	2	38	77	56	72.7	37	82	67	81.7	33	46	42	91.3
	930351432	7063407	RALUSWIELO SECONDARY	3	34	93	56	60.2	27	36	19	52.8	95	30	19	63.3
	930351319	7063504	RALUVHIMBA SECONDARY	2	23	18	12	66.7	10	21	16	76.2	2	32	20	62.5
	929311588	7062504	RAMMBUDA SECONDARY	2	0	38	29	76.3	0	45	36	80.0	0	71	47	66.2
	930351517	7063601	RAMUGONDO SECONDARY	2	21	16	15	93.8	11	18	13	72.2	17	15	14	93.3
	930361095	7062608	RANNDOGWANA SECONDARY	1	21	37	28	75.7	23	35	27	77.1	34	41	28	68.3
	929310424	7062305	RATSHIBVUMO SECONDARY	2	6	46	34	73.9	12	72	39	54.2	24	27	27	100.0
	930321134	7061604	RATSHIKWEKWETE SECONDARY	2	18	47	38	80.9	14	22	22	100.0	20	29	25	86.2
	929311403	7062506	RATSHILUMELA SECONDARY	2	5	31	20	64.5	1	19	12	63.2	5	25	18	72.0
	929310387	7062201	RATSHISASE SECONDARY	2	41	68	62	91.2	13	81	66	81.5	27	118	98	83.1
	911361460	7061508	RHABELA SEC SCHOOL	2	15	19	14	73.7	5	19	16	84.2	10	25	13	52.0
	911360924	7061402	RIPAMBETA HIGH	2	66	132	100	75.8	25	139	78	56.1	52	168	106	63.1
	929311342	7062501	ROBERT MBULUNGENI SECONDARY	3	13	24	23	95.8	5	22	18	81.8	14	29	14	48.3
	930351241	7063207	SAM MAVHINA SECONDARY	2	0	32	26	81.3	16	50	35	70.0	34	59	41	69.5
	993301202	7061202	SDW NXUMALO HIGH	2	6	67	51	76.1	13	56	50	89.3	22	80	66	82.5
	930320278	7063103	SHAYANDIMA SECONDARY	3	88	65	53	81.5	42	87	67	77.0	49	122	96	78.7
	911361477	7061505	SHIGAMANI HIGH	2	19	25	18	72.0	9	23	22	95.7	11	29	26	89.7
	911360931	7061405	SHIKUNDU HIGH	2	13	115	104	90.4	3	110	98	89.1	136	148	122	82.4

LIMPOPO

District Name	EMIS No	Centre No	Centre Name	Quintile	2017				2018				2019			
					No Progressed	Wrote	Achieved	% Achieved	No Progressed	Wrote	Achieved	% Achieved	No Progressed	Wrote	Achieved	% Achieved
					VHEMBE EAST	911360818	7061103	SHINGWEDZI SECONDARY	3	32	250	151	60.4	52	207	152
	911360825	7061106	SHIRILELE SECONDARY	2	3	70	43	61.4	48	65	47	72.3	39	85	66	77.6
	911361408	7061207	SHITLHANGOMA SECONDARY	2	23	33	19	57.6	6	15	12	80.0	20	28	18	64.3
	930351326	7063503	SILEMALE SECONDARY	2	115	90	62	68.9	67	37	23	62.2	42	38	28	73.7
	929311045	7062591	ST AUGUSTINE RESIDENTIAL	9	0	55	55	100.0	0	57	57	100.0	0	58	58	100.0
	930310707	7062406	SUMBANA SECONDARY	1	8	49	32	65.3	13	58	40	69.0	18	63	32	50.8
	930320261	7063104	THAMBATSHIRA SECONDARY	2	8	17	15	88.2	33	21	21	100.0	17	32	30	93.8
	911361862	7061303	THAMBISA SECONDARY	2	18	58	37	63.8	64	64	48	75.0	8	53	35	66.0
	930351258	7063204	THASE SECONDARY	1	19	52	45	86.5	27	56	49	87.5	32	43	38	88.4
	930310950	7062106	THATHE SECONDARY	2	15	21	12	57.1	10	17	9	52.9	10	14	14	100.0
	929311434	7062503	THENGWE SECONDARY	3	20	378	349	92.3	0	314	307	97.8	1	352	322	91.5
	930351333	7063507	THINASHAKA SECONDARY	2	39	58	52	89.7	36	55	39	70.9	26	73	54	74.0
	930351272	7063205	THIVHILAELI SECONDARY	2	46	39	27	69.2	57	51	38	74.5	50	93	62	66.7
	930350064	7063303	THOHOYANDOU SECONDARY	4	32	236	202	85.6	32	191	172	90.1	52	250	239	95.6
	930350057	7063302	THOHOYANDOU TECHNICAL HIGH	4	18	197	165	83.8	84	207	157	75.8	37	154	129	83.8
	930350019	7063308	THUSALUSHAKA SECONDARY	2	14	21	15	71.4	6	17	10	58.8	16	15	11	73.3
	929311427	7062502	TODANI SECONDARY	2	6	96	87	90.6	11	107	90	84.1	65	114	96	84.2
	929311007	7062108	TOMBOLAGOLE SECONDARY	1	7	26	20	76.9	46	24	16	66.7	17	23	20	87.0
	930361101	7062604	TONDALUSHAKA SECONDARY	2	51	55	39	70.9	15	41	33	80.5	37	57	39	68.4
	930351524	7063605	TSHADAMA SECONDARY	2	18	42	41	97.6	11	61	58	95.1	23	69	64	92.8
	930351340	7063502	TSHIDIMBINI SECONDARY	2	22	60	30	50.0	27	27	17	63.0	45	36	29	80.6
	930350040	7063391	TSHIKEVHA CHRISTIAN SECONDARY	9	2	57	55	96.5	3	52	49	94.2	3	67	64	95.5
	929310394	7062206	TSHIKUNDAMALEMA SECONDARY	2	18	78	56	71.8	11	37	34	91.9	0	102	92	90.2
	930351265	7063202	TSHILALA SECONDARY	2	53	48	24	50.0	44	47	44	93.6	28	37	35	94.6
	930321196	7061607	TSHIMBUPFE SECONDARY	2	30	26	26	100.0	29	20	20	100.0	19	32	32	100.0
	930321264	7061602	TSHIPAKONI SECONDARY	2	0	79	53	67.1	49	39	33	84.6	22	46	41	89.1
	930351531	7063604	TSHIVHASE SECONDARY	2	7	350	334	95.4	43	352	330	93.8	43	398	352	88.4
	930350026	7063305	TSHIVHIDZO MASIAGWALA SECONDARY	3	52	33	21	63.6	28	37	27	73.0	35	23	19	82.6
	929311410	7062505	TSHIWANGAMATEMBELE SECONDARY	2	6	44	36	81.8	4	35	26	74.3	2	48	38	79.2
	929311441	7062507	VELE SECONDARY	2	0	52	45	86.5	34	29	24	82.8	9	43	40	93.0
	930310981	7062105	VHUTAVHATSINDI SECONDARY	2	6	65	33	50.8	13	36	28	77.8	5	34	31	91.2
	993301105	7061310	VUSWAYI HIGH SCHOOL	1					17	28	15	53.6	9	40	27	67.5
	930361001	7062609	VUVUMUTSHENA SECONDARY SCHOOL	1	16	23	22	95.7	19	19	15	78.9	22	37	29	78.4
	930351456	7063404	WILLIAM THEMELI SECONDARY	2	13	44	26	59.1	11	37	33	89.2	22	30	28	93.3
	905361620	7061502	XIMUNWANA	1	12	122	82	67.2	16	99	84	84.8	37	123	96	78.0
	930352075	7063607	ZWITHUZWAVHUDI SECONDARY	2	8	18	18	100.0	11	25	24	96.0	14	30	24	80.0

LIMPOPO

District Name	EMIS No	Centre No	Centre Name	Quintile	2017				2018				2019			
					No Progressed	Wrote	Achieved	% Achieved	No Progressed	Wrote	Achieved	% Achieved	No Progressed	Wrote	Achieved	% Achieved
					VHEMBE WEST	912520016	7052306	AKANI HIGH	3	28	36	19	52.8	65	39	30
	993304101	7051291	AMARIA COMBINED SCHOOL	9	2	37	34	91.9	0	25	23	92.0	0	30	29	96.7
	930320742	7053202	ANDRIES MUGAGULI SECONDARY	1	22	13	12	92.3	9	18	18	100.0	21	31	25	80.6
	993304506	7051591	BENNY'S SPORTS DEV & ACADEMY COMBINED	9	1	12	12	100.0	3	12	12	100.0	6	31	19	61.3
	993304103	7051293	COMPREHENSIVE TRINITY ACADEMY	9	0	36	27	75.0	0	36	36	100.0	0	18	15	83.3
	931340982	7052406	DAVID LUVHIMBA SECONDARY	2	36	44	30	68.2	43	37	24	64.9	59	48	42	87.5
	931340999	7052403	DENGA SECONDARY	3	7	34	19	55.9	10	26	8	30.8	10	37	20	54.1
	928330893	7051202	DIMBANYIKA SECONDARY	3	49	28	24	85.7	32	24	21	87.5	71	32	28	87.5
	928330466	7051101	DZATA SECONDARY	3	36	127	126	99.2	34	154	136	88.3	72	148	141	95.3
	912331377	7051705	ELIM HIGH	3	11	50	49	98.0	32	80	56	70.0	54	107	79	73.8
	905332486	7051691	EMMANUEL CHRISTIAN	9	0	35	35	100.0	0	34	34	100.0	0	35	35	100.0
	912520153	7052301	FRANK MAHATLANI SECONDARY	2	0	23	14	60.9	10	30	28	93.3	20	29	19	65.5
	928330985	7051301	FRANK RAVELE SECONDARY	3	24	37	28	75.7	44	21	19	90.5	27	10	8	80.0
	928330879	7051307	GEORGE MBULAHENI SECONDARY	3	45	86	75	87.2	83	80	62	77.5	38	68	58	85.3
	918521095	7052103	GEORGE MSWAZI HIGH	3	0	25	4	16.0	7	21	9	42.9	7	19	9	47.4
	928332431	7051292	GONDOLIKHETHWA PRIMARY	9	0	49	41	83.7	0	40	38	95.0	0	26	26	100.0
	930320728	7053103	GWAMASENGA SECONDARY	3	40	75	42	56.0	63	68	46	67.6	63	60	43	71.7
	912332530	7051701	H S PHILLIPS SECONDARY	3	27	24	18	75.0	22	28	19	67.9	0	26	15	57.7
	912510061	7052105	HANYANI NKUZANA HIGH	3	0	184	114	62.0	38	66	54	81.8	12	86	79	91.9
	912520078	7052102	HLUVUKA HIGH	3	42	282	209	74.1	8	226	172	76.1	1	235	207	88.1
	902331735	7051406	HOERSKOOL ERIC LOUW HIGH SCHOOL	5	1	83	78	94.0	0	60	60	100.0	5	72	70	97.2
	928330954	7051206	HUMBELANI SECONDARY	3	6	25	23	92.0	30	34	33	97.1	41	63	52	82.5
	930330398	7051107	JACK LAVHENGWA SECONDARY	3	9	37	30	81.1	43	31	27	87.1	34	27	25	92.6
	912521532	7052108	JAJI SECONDARY	2	6	42	27	64.3	4	34	20	58.8	0	39	31	79.5
	928331438	7051210	JOHANNES MULAMBILU SECONDARY	3	13	51	23	45.1	15	66	46	69.7	12	46	29	63.0
	928330909	7051306	JONATHAN MUSHAATHAMA SECONDARY	3	55	43	38	88.4	42	36	36	100.0	53	45	43	95.6
	928331407	7051607	JONATHAN THIFULUFHELWI SECONDARY	3	29	125	102	81.6	32	112	80	71.4	23	92	77	83.7
	929330435	7051113	KHAKHU SECONDARY	3	32	38	29	76.3	40	29	28	96.6	59	44	39	88.6
	912520115	7052106	KHOMANANI HIGH	2	7	92	78	84.8	28	93	80	86.0	9	59	56	94.9
	930321608	7053305	KHWARA SECONDARY	1	16	33	28	84.8	11	33	29	87.9	15	48	42	87.5
	930321141	7053201	KOLOKOSHANI COMBINED	2	13	136	110	80.9	38	102	74	72.5	24	102	97	95.1
	928332301	7051508	KUTAMA SECONDARY	3	34	63	58	92.1	18	76	75	98.7	58	81	71	87.7
	912111542	7051706	LEMANA HIGH	3	24	118	80	67.8	44	96	81	84.4	34	84	68	81.0
	931521392	7052204	LISHAVHANA SECONDARY	2	3	83	38	45.8	20	60	38	63.3	17	23	19	82.6
	928332509	7051606	LITSHOVHU SECONDARY	3	23	167	137	82.0	53	160	137	85.6	86	158	135	85.4
	905331483	7051601	LOUIS TRICHARDT SECONDARY	5	10	126	120	95.2	0	156	154	98.7	0	129	125	96.9

LIMPOPO

District Name	EMIS No	Centre No	Centre Name	Quintile	2017				2018				2019			
					No Progressed	Wrote	Achieved	% Achieved	No Progressed	Wrote	Achieved	% Achieved	No Progressed	Wrote	Achieved	% Achieved
					VHEMBE WEST	905332864	7051692	LTT MURUNWA PRIVATE SCHOOL	9	13	78	66	84.6	21	61	60
	928330961	7051303	LUATAME SECONDARY	2	14	17	15	88.2	25	39	35	89.7	45	41	24	58.5
	931521046	7052210	LUMUKA SECONDARY	1	7	14	14	100.0	12	16	16	100.0	15	8	8	100.0
	930320704	7053204	LUVHAIHAI SECONDARY	3	3	18	12	66.7	27	22	19	86.4	13	13	9	69.2
	928332318	7051511	LUVHIVHINI SECONDARY	2	23	71	60	84.5	16	36	32	88.9	15	71	47	66.2
	930320735	7053203	LWAMONDO HIGH	2	51	215	180	83.7	68	173	148	85.5	63	171	166	97.1
	928331988	7051512	MADAHENI COMBINED SCHOOL	3	35	33	29	87.9	17	25	24	96.0	21	60	43	71.7
	928332578	7051501	MAGONI SECONDARY	2	19	9	4	44.4	15	6	5	83.3	4	10	3	30.0
	912520160	7052307	MAHLORI HIGH	2	1	6	6	100.0	26	16	12	75.0	41	13	11	84.6
	993304304	7051791	MAHONISI LEARNING CENTRE	9	0	31	24	77.4	0	27	25	92.6	0	38	35	92.1
	931341008	7052208	MAINGANYA SECONDARY	2	10	58	31	53.4	22	29	23	79.3	13	26	19	73.1
	930320315	7053206	MAKAKAVHALE SECONDARY	2	39	111	80	72.1	48	83	73	88.0	70	79	73	92.4
	993304301	7051602	MAKHADO COMPREHENSIVE	4	31	188	122	64.9	40	172	119	69.2	37	158	115	72.8
	930321639	7053303	MALINGA WILSON SECONDARY	2	19	89	53	59.6	46	97	78	80.4	30	81	58	71.6
	912521224	7052304	MALOVHANA SECONDARY	2	21	10	8	80.0	19	10	9	90.0	4	4	4	100.0
	928331513	7051605	MALUTA JUNIOR SECONDARY	3	26	42	36	85.7	11	48	41	85.4	23	42	31	73.8
	928331759	7051309	MAMVUKA SECONDARY	2	10	45	35	77.8	31	62	38	61.3	18	70	43	61.4
	928332264	7051504	MANELEDZI SECONDARY	3	63	87	82	94.3	48	94	80	85.1	43	102	77	75.5
	912520184	7052104	MARHOLENI HIGH	2	14	69	52	75.4	11	51	44	86.3	9	106	70	66.0
	912520191	7052305	MARHORHWANI-MALALI HIGH	3	44	51	40	78.4	28	42	40	95.2	32	72	42	58.3
	912520207	7052201	MARIMANE HIGH	2	52	51	43	84.3	4	40	34	85.0	27	80	52	65.0
	905331476	7051603	MASEDI COMBINED	3	4	75	51	68.0	42	84	54	64.3	60	62	42	67.7
	928331742	7051403	MASERENI SECONDARY	2	3	25	17	68.0	15	14	12	85.7	14	11	10	90.9
	912520241	7052203	MASIZA HIGH	3					47	91	54	59.3	51	54	42	77.8
	930320698	7053104	MASWIE SECONDARY	2	6	32	23	71.9	7	31	27	87.1	12	37	35	94.6
	928331469	7051209	MATHEDE SECONDARY	2	58	89	32	36.0	9	42	33	78.6	23	40	26	65.0
	930320780	7053101	MAVHUNGU ANDRIES SECONDARY	2	4	38	21	55.3	21	22	16	72.7	21	55	38	69.1
	905332842	7051708	MICHAEL DENGA RAMABULANA SECONDARY	2	11	89	58	65.2	45	97	83	85.6	14	86	82	95.3
	930330480	7051112	MIRIYAVHAVHA TEC SECONDARY	2	47	140	94	67.1	42	95	80	84.2	47	89	54	60.7
	928332288	7051510	MMILIGE SECONDARY	2	7	28	25	89.3	10	26	24	92.3	23	18	18	100.0
	902331711	7051405	MOPANE INTERMEDIATE	2	3	59	52	88.1	0	88	77	87.5	0	71	63	88.7
	928330350	7051102	MPHEPHU HIGH	2	61	33	30	90.9	52	29	28	96.6	63	31	28	90.3
	912520238	7052107	MSENGI SENIOR SECONDARY	2	15	93	75	80.6	20	64	56	87.5	11	82	78	95.1
	928331674	7051404	MUDIMELI SECONDARY	2	14	37	32	86.5	26	41	33	80.5	22	31	27	87.1
	930321547	7053308	MUDINANE SECONDARY	2	17	45	42	93.3	5	32	29	90.6	24	42	42	100.0
	928330855	7051308	MULENGA SECONDARY	2	28	81	75	92.6	3	34	29	85.3	44	81	72	88.9
	931341138	7052405	MULIMA SECONDARY	2	27	36	31	86.1	66	24	22	91.7	41	21	18	85.7
	928330442	7051103	MUSHAATHONI SECONDARY	2	18	54	42	77.8	27	41	35	85.4	16	82	55	67.1

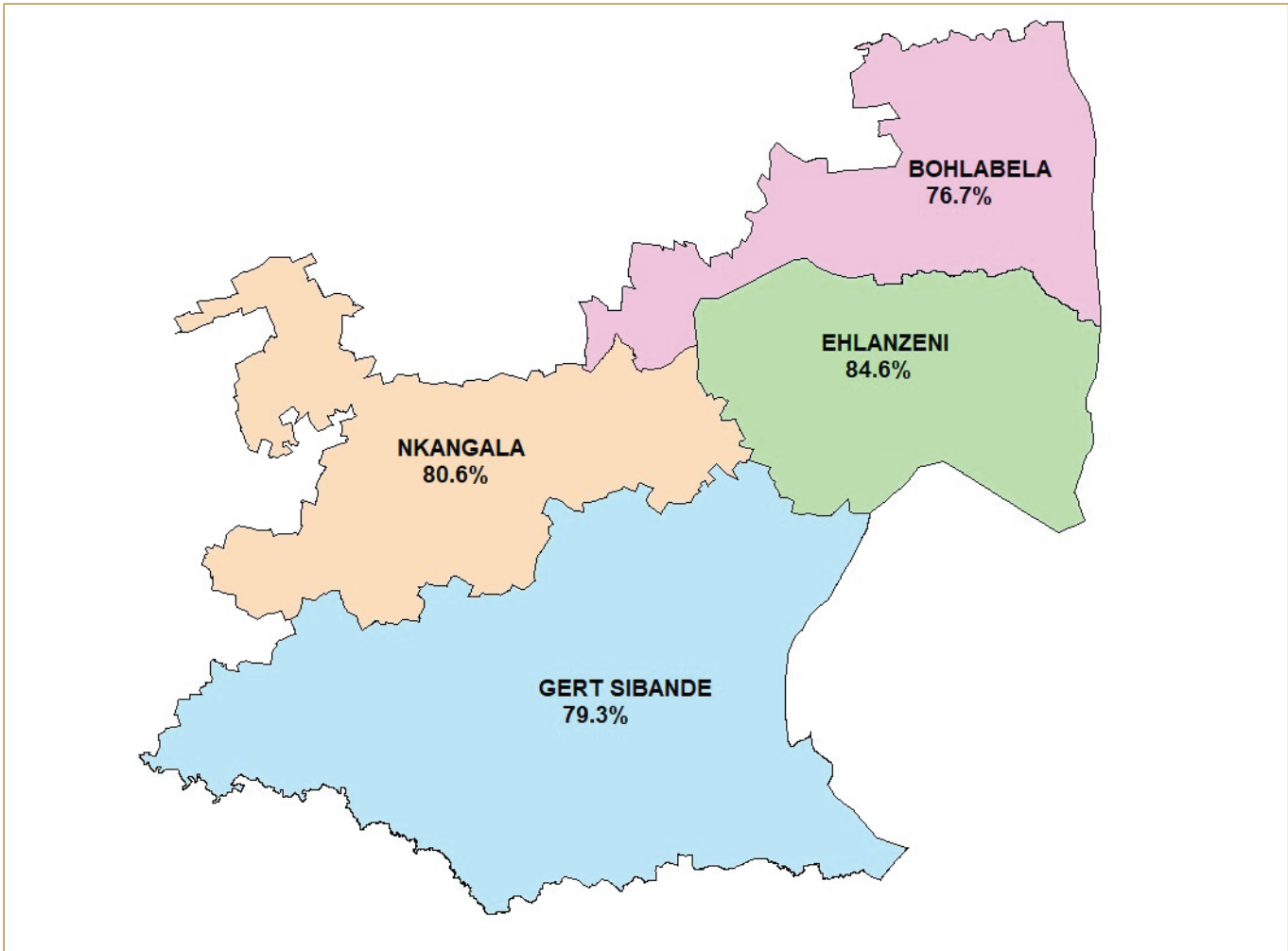
LIMPOPO

District Name	EMIS No	Centre No	Centre Name	Quintile	2017				2018				2019			
					No Progressed	Wrote	Achieved	% Achieved	No Progressed	Wrote	Achieved	% Achieved	No Progressed	Wrote	Achieved	% Achieved
					VHEMBE WEST	902331698	7051408	MUSINA SECONDARY	3	90	232	140	60.3	119	160	117
	931331155	7051703	MUTHUHADINI PRIMARY	2	4	78	66	84.6	36	118	83	70.3	26	106	73	68.9
	931341121	7052404	NAMADZAVHO SECONDARY	2	8	23	19	82.6	9	20	16	80.0	5	16	16	100.0
	931520245	7052209	NDALAMO SECONDARY	2	10	18	7	38.9	2	20	10	50.0	3	17	11	64.7
	928330374	7051111	NKONENI SECONDARY	2	9	5	4	80.0	8	13	13	100.0	4	11	9	81.8
	930320759	7053105	NNDAMULELENI SECONDARY	2	40	88	75	85.2	51	106	86	81.1	0	120	99	82.5
	928330473	7051109	NNDITSHENI SECONDARY	1	2	17	12	70.6	21	21	16	76.2	23	11	9	81.8
	930330343	7051110	NNDWELWENI SECONDARY	2	45	13	11	84.6	40	15	14	93.3	40	13	11	84.6
	928330886	7051305	NNGWENI SECONDARY	3	74	142	109	76.8	55	139	121	87.1	75	155	125	80.6
	912520269	7052309	NWAMALOBYE HIGH	3	10	61	38	62.3	18	44	33	75.0	32	52	37	71.2
	916321868	7053304	NWARIDI SECONDARY	2	21	31	22	71.0	33	27	25	92.6	35	40	33	82.5
	905321592	7053309	ONGEDACHT SECONDARY	2	8	26	22	84.6	11	19	11	57.9	17	38	19	50.0
	931331421	7051704	OZIAS DAVHANA SECONDARY	3	32	124	95	76.6	69	111	81	73.0	77	113	76	67.3
	993304202	7051391	PARADISE MANAME COMB INDEPENDENT	9	0	10	8	80.0	0	10	10	100.0	0	13	12	92.3
	928330923	7051302	PATRICK RAMAANO SECONDARY	2	99	262	227	86.6	51	185	172	93.0	12	267	254	95.1
	930330336	7051106	PHIRIPHIRI SECONDARY	2	30	55	53	96.4	23	52	47	90.4	38	82	71	86.6
	930321578	7053307	RADZAMBO SECONDARY	2	0	7	5	71.4	20	9	9	100.0	7	8	7	87.5
	931520276	7052205	RALUOMBE SECONDARY	2	31	52	30	57.7	16	30	21	70.0	5	51	21	41.2
	928331681	7051402	RAMABULANA SECONDARY	2	29	23	14	60.9	12	13	11	84.6	15	17	14	82.4
	930330367	7051104	RAMASHIA SECONDARY	2	14	49	36	73.5	9	24	23	95.8	27	26	23	88.5
	930321554	7053306	RAMAUBA SECONDARY	2	23	31	21	67.7	11	18	16	88.9	25	20	17	85.0
	993303202	7052407	RASILA SECONDARY	2	33	44	27	61.4	21	39	24	61.5	31	42	33	78.6
	928331452	7051609	RAVHUHALI SECONDARY	2	5	27	13	48.1	6	34	9	26.5	5	35	22	62.9
	993304402	7051407	RENAISSANCE SECONDARY	2	36	39	30	76.9	17	48	45	93.8	20	75	72	96.0
	929332041	7051781	RIVONI SCHOOL FOR THE BLIND	9	0	8	7	87.5	1	10	9	90.0	2	10	10	100.0
	905332516	7051709	RIVUBYE HIGH	2	10	39	36	92.3	39	44	43	97.7	44	59	51	86.4
	912520306	7052101	RUSSEL BUNGENI HIGH	2	29	97	72	74.2	36	107	71	66.4	17	108	95	88.0
	912520313	7052202	SHINGUWA HIGH	2	37	58	39	67.2	3	67	36	53.7	58	77	61	79.2
	930320681	7053205	SHONDONI SECONDARY	2	11	14	10	71.4	13	23	11	47.8	17	19	9	47.4
	928332257	7051502	SINTHUMULE SECONDARY	2	40	156	138	88.5	44	157	133	84.7	66	190	173	91.1
	928331490	7051604	SINUGANI SECONDARY	2	24	39	25	64.1	31	48	18	37.5	27	34	19	55.9
	928331384	7051608	SOLOMON MAELULA SECONDARY	2	9	44	28	63.6	37	57	40	70.2	17	36	26	72.2
	928332332	7051505	SWOBANI SECONDARY	2	7	9	8	88.9	17	7	7	100.0	31	11	10	90.9
	928332592	7051507	SWONGOZWI SECONDARY	2	52	40	33	82.5	19	51	43	84.3	34	52	38	73.1
	931341015	7052402	THWALIMA SECONDARY	2	76	46	21	45.7	45	28	23	82.1	56	43	30	69.8
	912521565	7052308	TIYANI SECONDARY	2	17	111	90	81.1	14	126	100	79.4	15	134	98	73.1
	928330381	7051201	TSHALA SECONDARY SCHOOL	2	31	21	14	66.7	27	15	12	80.0	22	14	11	78.6
	928330978	7051203	TSHAMAKWATINI SECONDARY	2	51	56	37	66.1	5	36	28	77.8	87	46	36	78.3
	928331650	7051401	TSHIANANE SECONDARY	2	20	43	38	88.4	29	43	27	62.8	0	24	19	79.2
	931331506	7051707	TSHIAWELO SECONDARY	3	20	49	38	77.6	25	48	32	66.7	35	93	76	81.7

LIMPOPO

District Name	EMIS No	Centre No	Centre Name	Quintile	2017				2018				2019			
					No Progressed	Wrote	Achieved	% Achieved	No Progressed	Wrote	Achieved	% Achieved	No Progressed	Wrote	Achieved	% Achieved
					VHEMBE WEST	930320711	7053102	TSHIEMUEMU SECONDARY	2	6	24	22	91.7	25	63	53
	928330459	7051105	TSHIFHENA SECONDARY	2	35	54	39	72.2	46	35	28	80.0	30	51	41	80.4
	931520337	7052206	TSHITWA SECONDARY	2	29	146	109	74.7	20	124	104	83.9	25	124	96	77.4
	921520344	7052207	TSHIKHUTHULA SECONDARY	2	1	126	86	68.3	1	118	75	63.6	20	137	93	67.9
	930320308	7053207	TSHILAVHUTUME SECONDARY	2	7	19	19	100.0	7	12	11	91.7	10	15	12	80.0
	928330404	7051207	TSHILOGONI SECONDARY	2	20	65	41	63.1	65	49	40	81.6	39	44	37	84.1
	931520320	7052303	TSHINANGE SECONDARY	2	31	100	68	68.0	29	79	56	70.9	35	73	50	68.5
	930321530	7053310	TSHINAVHE SECONDARY	2	9	34	23	67.6	23	39	24	61.5	25	54	37	68.5
	930320766	7053106	TSHIPETANE SECONDARY	2	21	45	25	55.6	20	30	22	73.3	28	25	18	72.0
	928332349	7051506	TSHIRULULUNI SECONDARY	2	7	10	8	80.0	3	12	4	33.3	6	11	8	72.7
	928332295	7051509	TSHIUNGULELA SECONDARY	2	15	87	29	33.3	13	32	21	65.6	10	33	26	78.8
	928330947	7051204	TSWIME SECONDARY	2	27	23	15	65.2	15	11	6	54.5	1	29	11	37.9
	928330862	7051205	VELELAMBEU SECONDARY SCHOOL	2	5	8	8	100.0	13	20	16	80.0	19	20	16	80.0
	930321561	7053302	VHAFAMADI SECONDARY	2	34	73	62	84.9	30	71	71	100.0	51	100	99	99.0
	931341022	7052401	VHALUVHU SECONDARY	2	50	63	31	49.2	46	18	11	61.1	37	34	28	82.4
	905321585	7053301	VHUDZANI SECONDARY	2	19	39	10	25.6	8	13	8	61.5	6	24	13	54.2
	928330930	7051208	VHULAUDZI SECONDARY	2	4	23	21	91.3	53	27	19	70.4	0	34	31	91.2
	930330428	7051108	VHUSENDEKA SECONDARY	2	15	15	8	53.3	16	9	7	77.8	6	9	7	77.8
	931332523	7051702	WATERVAL HIGH	3	0	108	94	87.0	0	121	86	71.1	0	124	76	61.3
	993304502	7051592	WILMARY CHRISTIAN LEARNING CENTRE	9	1	26	26	100.0	4	23	23	100.0	5	26	26	100.0
	912520351	7052302	YINGWANI-RIBUNGWANI HIGH	2	15	12	12	100.0	16	13	9	69.2	7	12	5	41.7
WATERBERG 2	908110020	7012107	BAITSWE SECONDARY	2	14	27	13	48.1	17	25	5	20.0	11	15	13	86.7
	991104502	7011405	BATHOPELE SECONDARY	2	19	53	53	100.0	33	64	59	92.2	3	72	71	98.6
	921110075	7012204	BATLHALERWA HIGH	2	47	31	21	67.7	82	32	13	40.6	0	2	2	100.0
	910130048	7011404	BELA-BELA SECONDARY	3	104	57	48	84.2	85	88	72	81.8	71	116	96	82.8
	906110099	7012106	BOITHUTO INTERMEDIATE	1	4	2	2	100.0	3	11	5	45.5	4	10	2	20.0
	921110129	7012211	DIAMMONA SECONDARY	2	11	3	3	100.0	11	6	1	16.7	0	5	2	40.0
	921110136	7012209	DIMPE SECONDARY	2	31	6	4	66.7	29	25	12	48.0	0	16	12	75.0
	909132044	7011603	GROENVLEI SECONDARY	1	5	18	17	94.4	1	32	27	84.4	10	41	37	90.2
	908110198	7012301	HOERSKOOL ELLISRAS	5	19	109	100	91.7	11	127	121	95.3	2	123	122	99.2
	909131997	7011601	HOERSKOOL FRIKKIE MEYER	5	21	147	145	98.6	17	162	162	100.0	16	148	146	98.6
	906120324	7011101	HOERSKOOL HANS STRIJDOM	5	5	83	79	95.2	0	73	71	97.3	0	84	79	94.0
	907130321	7011201	HOERSKOOL NYLSTROOM	5	14	126	122	96.8	11	105	90	85.7	14	123	113	91.9
	910130338	7011401	HOERSKOOL WARMBAD	5	9	114	111	97.4	6	116	112	96.6	0	113	112	99.1
	991104401	7011504	ITIRELENG SECONDARY SCHOOL	2	1	26	13	50.0	6	28	6	21.4	0	14	3	21.4
	921111474	7012103	KODUPO SECONDARY	2	5	5	5	100.0	3	14	14	100.0	0	15	11	73.3
	907131973	7011301	LESEDING SECONDARY	2	11	30	26	86.7	21	31	24	77.4	21	61	50	82.0
	906120621	7011103	LETAMONG COMBINED	1	103	43	17	39.5	9	4	1	25.0	5	7	4	57.1
	921111450	7012104	LETUPU SECONDARY	2	19	28	28	100.0	15	20	20	100.0	17	38	26	68.4
	991103205	7012302	MABALANE SELEKA TECHNICAL SCHOOL	5	8	44	27	61.4	2	48	37	77.1	6	41	34	82.9

MPUMALANGA



MPUMALANGA																
District Name	EMIS No	Centre No	Centre Name	Quintile	2017				2018				2019			
					No Progressed	Wrote	Achieved	% Achieved	No Progressed	Wrote	Achieved	% Achieved	No Progressed	Wrote	Achieved	% Achieved
BOHLABELA DISTRICT	800034962	6415792	ACORNHOEK ACADEMY SCHOOL	9	0	148	89	60.1	0	106	83	78.3	0	101	83	82.2
	800035522	6415794	ACORN-OAKS COMPREHENSIVE HIGH SCHOOL	1	0	72	46	63.9	6	99	89	89.9	11	65	59	90.8
	800034879	6415508	ALFRED MATSHINE COMMERCIAL SCHOOL	1	28	130	68	52.3	0	79	53	67.1	5	53	40	75.5
	800034907	6415602	BABINATAU SENIOR SECONDARY SCHOOL	1	0	25	10	40.0	0	21	18	85.7	3	31	22	71.0
	800035049	6436510	BAKUTSWE HIGH SCHOOL	1	18	38	33	86.8	53	30	28	93.3	49	23	20	87.0
	800034880	6415509	BEN MATLOSHE HIGH SCHOOL	1	9	34	26	76.5	20	39	38	97.4	13	62	49	79.0
	800034881	6415506	BEN W MASHEGO SECONDARY SCHOOL	1	0	47	14	29.8	21	28	25	89.3	15	29	23	79.3
	800035148	6426302	BOMBANI SENIOR SECONDARY SCHOOL	1	47	87	60	69.0	22	95	69	72.6	7	89	66	74.2
	800035180	6436701	BONDZENI HIGH SCHOOL	1	24	58	40	69.0	49	41	40	97.6	33	38	38	100.0
	800035181	6436709	BUNNY KHOSA HIGH SCHOOL	1	19	126	66	52.4	47	55	54	98.2	17	71	55	77.5
	800035079	6426101	BUSHBUCKRIDGE SECONDARY SCHOOL	1	0	168	101	60.1	28	118	67	56.8	36	89	79	88.8
	800035091	6436603	CHAYAZA SECONDARY SCHOOL	1	8	210	125	59.5	29	105	70	66.7	25	119	67	56.3
	800035021	6415802	DAYIMANI HIGH SCHOOL	1	8	74	74	100.0	27	49	48	98.0	31	43	32	74.4
	800035121	6426204	DITAU SECONDARY SCHOOL	2	35	100	45	45.0	10	72	41	56.9	21	86	58	67.4
	800035082	6426104	DIWITI SECONDARY SCHOOL	1	20	13	13	100.0	15	15	15	100.0	3	18	18	100.0
	800035022	6415803	DLUMANA HIGH SCHOOL	1	0	101	95	94.1	9	140	106	75.7	7	104	69	66.3
	800035092	6436601	DUMISANI HIGH SCHOOL	1	34	230	170	73.9	6	124	91	73.4	13	159	113	71.1
	800035150	6426310	DUMPHIES COMBINED SCHOOL	1	10	65	42	64.6	5	64	56	87.5	9	181	129	71.3
	800035122	6426207	E S MALELE SECONDARY SCHOOL	1	0	18	11	61.1	7	19	14	73.7	2	22	18	81.8
	800035151	6426312	ERIC NXUMALO HIGH SCHOOL	1	26	132	105	79.5	1	120	115	95.8	15	121	89	73.6
	800035023	6415801	FRANK MAGHINYANA HIGH SCHOOL	1	19	141	105	74.5	32	152	143	94.1	47	157	140	89.2
	800034939	6426007	FREDDY SITHOLE HIGH SCHOOL	1	34	103	73	70.9	77	126	42	33.3	49	128	117	91.4
	800034966	6415704	GERMANS CHILOANE HIGH SCHOOL	1	17	72	47	65.3	78	69	56	81.2	4	93	72	77.4
	800035093	6436609	GEZINGQONDO SECONDARY SCHOOL	1	15	33	25	75.8	20	23	21	91.3	21	44	38	86.4
	800035154	6426309	GODIDE HIGH SCHOOL	1	0	64	51	79.7	35	89	52	58.4	35	67	62	92.5
	800035053	6436509	HALEMELA SECONDARY SCHOOL	1	10	27	9	33.3	14	11	5	45.5	4	9	7	77.8
	800035189	6436708	HLOMANI SECONDARY SCHOOL	1	43	107	99	92.5	19	168	125	74.4	67	101	96	95.0
	800028597	6436810	HLONG SECONDARY SCHOOL	2	35	53	44	83.0	1	47	35	74.5	20	67	50	74.6
	800034993	6436408	HOBO SECONDARY SCHOOL	1	5	22	12	54.5	6	34	18	52.9	23	37	26	70.3
	800035460	6415793	HOEDSPRUIT INDEPENDENT COLLEGE	9	4	51	35	68.6	6	53	36	67.9	1	38	32	84.2

MPUMALANGA

District Name	EMIS No	Centre No	Centre Name	Quintile	2017				2018				2019			
					No Progressed	Wrote	Achieved	% Achieved	No Progressed	Wrote	Achieved	% Achieved	No Progressed	Wrote	Achieved	% Achieved
BOHLABELA DISTRICT	800005868	6436902	HOERSKOOL LYDENBURG	5	0	176	175	99.4	0	180	180	100.0	0	178	173	97.2
	800005975	6436808	HOERSKOOL SYBRAND VAN NIEKERK	5	1	99	97	98.0	0	111	108	97.3	2	92	86	93.5
	800034995	6436407	HOYOHOYO SENIOR SECONDARY SCHOOL	2	11	49	32	65.3	39	51	31	60.8	2	56	30	53.6
	800035191	6436707	IAN MACKENZI HIGH SCHOOL	1	0	70	32	45.7	24	66	47	71.2	13	62	57	91.9
	800034996	6436406	JAMES KHOSA SENIOR SECONDARY SCHOOL	2	54	48	42	87.5	31	87	76	87.4	29	93	79	84.9
	800028605	6436802	KADISHI SECONDARY SCHOOL	2	14	46	38	82.6	21	27	25	92.6	16	27	22	81.5
	800034885	6415502	KELEDI SENIOR SECONDARY SCHOOL	1	38	33	19	57.6	39	25	13	52.0	30	19	11	57.9
	800034941	6426009	KUFAKWEZWE SECONDARY SCHOOL	1	24	46	38	82.6	24	78	65	83.3	20	64	51	79.7
	0	6436793	KURHULA SECONDARY SCHOOL	1					0	50	40	80.0	9	53	47	88.7
	800035057	6436508	L M MOKOENA HIGH SCHOOL	2	19	41	36	87.8	17	64	47	73.4	26	52	43	82.7
	800035058	6436507	LAMULELANI HIGH SCHOOL	2	24	19	18	94.7	29	17	2	11.8	18	10	10	100.0
	800034831	6425908	LANGA SECONDARY SCHOOL	1	9	104	72	69.2	15	102	93	91.2	21	83	78	94.0
	800035125	6426206	LEHLASEDI HIGH SCHOOL	1	33	295	162	54.9	4	155	125	80.6	31	99	81	81.8
	800034859	6415401	LEKETE HIGH SCHOOL	1	8	83	70	84.3	71	87	81	93.1	56	62	57	91.9
	800034860	6415402	LETHIPELE SENIOR SECONDARY SCHOOL	1	18	39	20	51.3	11	37	25	67.6	32	32	28	87.5
	800035127	6426202	LETSHELE SENIOR SECONDARY SCHOOL	1	22	141	107	75.9	17	106	75	70.8	32	127	94	74.0
	800028613	6436809	LM KGANANE SECONDARY SCHOOL	1	22	81	72	88.9	16	86	74	86.0	14	94	79	84.0
	800035195	6436706	LUKA HIGH SCHOOL	1	3	116	71	61.2	0	98	85	86.7	15	78	67	85.9
	800035098	6436608	M L NKUNA HIGH SCHOOL	1	54	189	108	57.1	7	93	84	90.3	53	112	77	68.8
	800034861	6415403	MAAKERE HIGH SCHOOL	1	16	51	26	51.0	0	44	35	79.5	2	65	49	75.4
	800035196	6436705	MABARHULE HIGH SCHOOL	1	19	103	78	75.7	102	118	79	66.9	50	63	55	87.3
	800034832	6425902	MACHAYE SENIOR SECONDARY SCHOOL	1	4	53	32	60.4	9	51	10	19.6	0	34	9	26.5
	800035197	6436704	MADIBA HIGH SCHOOL	1	0	102	42	41.2	13	97	54	55.7	78	79	57	72.2
	800034915	6415603	MADIZI SECONDARY SCHOOL	1	0	67	52	77.6	3	69	52	75.4	4	67	52	77.6
	800035198	6436703	MADLALA HIGH SCHOOL	1	36	120	90	75.0	13	138	82	59.4	11	190	94	49.5
	800035099	6436607	MADZUMA HIGH SCHOOL	1	5	44	38	86.4	20	42	38	90.5	40	31	28	90.3
	800035157	6426305	MAFEMANI NXUMALO SECONDARY SCHOOL	1	41	217	186	85.7	66	213	182	85.4	47	209	195	93.3
	800035083	6426103	MAGABOTSE SECONDARY SCHOOL	1	15	112	69	61.6	7	119	91	76.5	13	91	51	56.0
	800035158	6426308	MAGIGWANA SECONDARY SCHOOL	1	39	239	237	99.2	46	335	292	87.2	46	243	232	95.5
	800034971	6415706	MAGWAGWAZA SECONDARY SCHOOL	1	65	70	39	55.7	26	56	42	75.0	30	47	28	59.6
	800034972	6415701	MAHASHE SECONDARY SCHOOL	1	0	100	85	85.0	25	96	63	65.6	10	100	60	60.0
	800035027	6415809	MAHLALE HIGH SCHOOL	1	0	172	141	82.0	51	130	106	81.5	32	164	132	80.5

MPUMALANGA																
District Name	EMIS No	Centre No	Centre Name	Quintile	2017				2018				2019			
					No Progressed	Wrote	Achieved	% Achieved	No Progressed	Wrote	Achieved	% Achieved	No Progressed	Wrote	Achieved	% Achieved
BOHLABELA DISTRICT	800035160	6426307	MAHUVU SECONDARY SCHOOL	1	18	55	36	65.5	34	48	46	95.8	27	105	82	78.1
	800034892	6415501	MAKATA HIGH SCHOOL	1	10	30	14	46.7	42	26	23	88.5	28	22	18	81.8
	800035100	6436606	MAKHOSANA MANZINI HIGH SCHOOL	1	39	112	93	83.0	21	152	116	76.3	72	156	111	71.2
	800028621	6436805	MAKUKU SECONDARY SCHOOL	2	13	50	30	60.0	11	50	29	58.0	24	41	18	43.9
	800035161	6426306	MALAMULE HIGH SCHOOL	1	35	37	33	89.2	29	36	27	75.0	18	57	42	73.7
	800035063	6436506	MALAVUTELA SECONDARY SCHOOL	2	26	32	25	78.1	35	44	39	88.6	28	51	42	82.4
	800035101	6436605	MANDONDO HIGH SCHOOL	1	20	141	55	39.0	58	140	122	87.1	28	109	94	86.2
	800034834	6425901	MANUKUSE HIGH SCHOOL	1	1	156	93	59.6	29	108	87	80.6	45	95	64	67.4
	800035031	6415808	MANYANGANA HIGH SCHOOL	1	28	91	91	100.0	60	112	112	100.0	22	108	105	97.2
	800034976	6415702	MAPHUTHADITSHABA SECONDARY SCHOOL	1	0	97	55	56.7	5	86	45	52.3	28	41	37	90.2
	800035065	6426107	MARCIA MOKOENA SECONDARY SCHOOL	1	0	53	26	49.1	0	31	28	90.3	18	23	23	100.0
	800034865	6415404	MARIPE SENIOR SECONDARY SCHOOL	1	34	90	57	63.3	23	77	56	72.7	51	62	39	62.9
	800034943	6426006	MASANA SECONDARY SCHOOL	2	3	183	164	89.6	13	187	183	97.9	18	207	193	93.2
	800012898	6436903	MASHISHING SECONDARY SCHOOL	3	21	168	134	79.8	24	177	124	70.1	22	179	145	81.0
	800034944	6426108	MASILELA SECONDARY SCHOOL	1	15	66	56	84.8	31	91	76	83.5	11	66	64	97.0
	800034917	6415604	MASINGITANA SECONDARY SCHOOL	1	10	86	57	66.3	38	77	62	80.5	10	84	55	65.5
	800035005	6436405	MATHIBELA HIGH SCHOOL	2	33	90	26	28.9	31	57	28	49.1	7	37	28	75.7
	800035067	6436504	MATHIPE HIGH SCHOOL	2	51	22	11	50.0	66	36	11	30.6	20	29	6	20.7
	800034896	6415507	MATHUKWANE SECONDARY SCHOOL	1	1	34	8	23.5	0	30	25	83.3	2	18	16	88.9
	800034837	6425903	MAWEWE HIGH SCHOOL	1	8	67	49	73.1	13	71	51	71.8	9	82	70	85.4
	800035106	6436604	MBHANDULE SECONDARY SCHOOL	1	8	54	14	25.9	16	24	19	79.2	19	15	14	93.3
	800035006	6436404	MCHAKA HIGH SCHOOL	1	5	49	21	42.9	10	45	43	95.6	20	33	26	78.8
	800035034	6415807	MDLULI HIGH SCHOOL	1	16	175	123	70.3	32	165	145	87.9	16	132	108	81.8
	800013995	6436801	MEMEZILE SECONDARY SCHOOL	1	14	19	15	78.9	30	27	15	55.6	18	29	17	58.6
	800034919	6415609	MHLANGANA SECONDARY SCHOOL	1	0	84	71	84.5	0	83	77	92.8	6	97	74	76.3
	800035667	6436693	MKHUHLU SECONDARY SCHOOL	1									5	55	28	50.9
	800035108	6436602	MKHUKHUMBA SECONDARY SCHOOL	1	32	35	22	62.9	17	45	28	62.2	20	25	23	92.0
	800034947	6426005	MKHWEYANTABA HIGH SCHOOL	1	46	100	69	69.0	56	106	82	77.4	19	108	62	57.4
	800035069	6426106	MMABATHO MOKOENA SECONDARY SCHOOL	1	13	17	11	64.7	7	22	16	72.7	19	23	16	69.6
	800035133	6426201	MMASEKOBÉ SECONDARY SCHOOL	1	10	32	20	62.5	6	23	23	100.0	3	15	15	100.0

MPUMALANGA

District Name	EMIS No	Centre No	Centre Name	Quintile	2017				2018				2019				
					No Progressed	Wrote	Achieved	% Achieved	No Progressed	Wrote	Achieved	% Achieved	No Progressed	Wrote	Achieved	% Achieved	
BOHLABELA DISTRICT	800035008	6436403	MOGOROSHI SECONDARY SCHOOL	2	11	49	27	55.1	81	48	33	68.8	35	52	42	80.8	
	800034869	6415407	Moholoholo High School	1	11	53	46	86.8	37	51	40	78.4	19	36	26	72.2	
	800035407	6426010	MONAREDIRA PRIVATE COLLEGE	9	7	251	174	69.3	4	274	203	74.1	20	260	181	69.6	
	800034921	6415605	MOSES MNISI HIGH SCHOOL	1	0	148	147	99.3	0	223	112	50.2	89	254	65	25.6	
	800034900	6415505	MOSETERATA SECONDARY SCHOOL	1	0	25	6	24.0	0	21	17	81.0	7	8	7	87.5	
	800034901	6415504	MOSIPA SECONDARY SCHOOL	1	31	76	46	60.5	8	48	26	54.2	46	33	30	90.9	
	800035037	6415806	MUGENA HIGH SCHOOL	1	40	189	182	96.3	49	188	177	94.1	21	166	135	81.3	
	800034950	6426004	MZANGEDWA SECONDARY SCHOOL	1	26	45	30	66.7	19	34	29	85.3	37	47	31	66.0	
	800034839	6425904	MZILA SECONDARY SCHOOL	1	13	63	42	66.7	10	49	43	87.8	28	49	48	98.0	
	800035167	6426301	MZIMBA SECONDARY SCHOOL	1	0	128	109	85.2	11	255	159	62.4	0	150	97	64.7	
	800034873	6415405	N P MATHABELA SECONDARY SCHOOL	1	7	76	55	72.4	12	70	45	64.3	12	43	36	83.7	
	800034951	6426001	NDLAMAKHOSI SECONDARY SCHOOL	1	28	48	29	60.4	45	48	35	72.9	12	34	26	76.5	
	800035163	6426303	NGHUNGHUNYANA SECONDARY SCHOOL	1	46	19	16	84.2	49	33	21	63.6	27	27	19	70.4	
	800035086	6426102	NGWARITSANE SECONDARY SCHOOL	1	54	52	38	73.1	21	58	19	32.8	21	74	42	56.8	
	800034981	6415703	NKOTOBONA HIGH SCHOOL	1	17	34	34	100.0	23	29	21	72.4	20	32	29	90.6	
	800034842	6425905	NYAMANDE HIGH SCHOOL	1	1	48	35	72.9	19	52	35	67.3	10	51	36	70.6	
	800035041	6415805	NYAMAZANE SCHOOL	1	31	73	49	67.1	1	70	61	87.1	7	183	162	88.5	
	800035169	6426311	ORHOVELANI HIGH SCHOOL	2	82	233	192	82.4	43	183	120	65.6	52	92	74	80.4	
	800032631	6436804	PANORAMA SECONDARY SCHOOL	4	0	23	21	91.3	0	30	20	66.7	18	27	25	92.6	
	800034926	6415601	PHENDULANE SECONDARY SCHOOL	1	0	130	77	59.2	7	125	101	80.8	23	92	67	72.8	
	800035209	6436702	PHULANI HIGH SCHOOL	1	31	63	37	58.7	0	47	37	78.7	64	62	34	54.8	
	800028654	6436806	PILGRIMS REST CITY SECONDARY	2	7	18	16	88.9	12	24	22	91.7	14	28	26	92.9	
	800034875	6415406	PULEDI SECONDARY SCHOOL	1	11	72	57	79.2	6	56	49	87.5	15	45	38	84.4	
	800034954	6426003	QOKISO SENIOR SECONDARY SCHOOL	1	40	73	61	83.6	4	78	70	89.7	40	106	103	97.2	
	800034903	6415503	RETI SECONDARY SCHOOL	1	0	77	41	53.2	1	49	31	63.3	34	35	23	65.7	
	800035073	6436502	RINDZANI SENIOR SECONDARY SCHOOL	2	28	42	37	88.1	12	59	33	55.9	51	70	35	50.0	
	800034929	6415606	SEHLAKABJE HIGH SCHOOL	1	3	50	29	58.0	0	38	17	44.7	0	30	20	66.7	
	800035143	6426203	SEKHUKHUSA SENIOR SCHOOL	1	12	55	45	81.8	12	47	38	80.9	7	70	64	91.4	
	800028639	6436807	SEKWAI SECONDARY SCHOOL	2	38	30	28	93.3	21	49	32	65.3	31	35	30	85.7	
	800035144	6426205	SERISHA SECONDARY SCHOOL	2	3	16	14	87.5	3	9	6	66.7	7	24	20	83.3	

MPUMALANGA

District Name	EMIS No	Centre No	Centre Name	Quintile	2017				2018				2019				
					No Progressed	Wrote	Achieved	% Achieved	No Progressed	Wrote	Achieved	% Achieved	No Progressed	Wrote	Achieved	% Achieved	
BOHLABELA DISTRICT	800035017	6436402	SHANKE SENIOR SECONDARY SCHOOL	2	44	130	80	61.5	45	141	114	80.9	63	119	97	81.5	
	800034985	6415705	SHOBIYANA SENIOR SECONDARY SCHOOL	1	0	325	283	87.1	27	206	168	81.6	112	326	196	60.1	
	800034957	6426011	SIBOYIYE COMBINED SCHOOL	1	0	40	26	65.0	0	40	35	87.5	0	42	21	50.0	
	800035076	6436501	SKAPANDODA MASHABIYA SECONDARY SCHOOL	2	18	42	36	85.7	15	33	24	72.7	27	25	21	84.0	
	800001164	6436901	SKHILA SECONDARY SCHOOL	2	0	83	70	84.3	1	92	82	89.1	12	112	93	83.0	
	800035045	6415804	SOKISI HIGH SCHOOL	1	47	69	67	97.1	43	83	77	92.8	45	98	82	83.7	
	800034959	6426008	SOSHANGANE HIGH SCHOOL	1	8	118	59	50.0	47	74	34	45.9	29	47	35	74.5	
	800035508	6415510	ST GEORGE HIGH SCHOOL	9	0	21	19	90.5	0	29	25	86.2	0	44	38	86.4	
	800035018	6436401	TAMAJANE SENIOR SECONDARY SCHOOL	2	16	48	33	68.8	14	26	21	80.8	17	25	22	88.0	
	800034932	6415607	THEPANG CHILOANE SECONDARY SCHOOL	1	19	48	32	66.7	3	53	30	56.6	7	64	39	60.9	
	800034933	6415608	TLADISHI HIGH SCHOOL	1	9	109	75	68.8	2	154	112	72.7	1	221	154	69.7	
	800035635	6415810	TLHAVEKISA SECONDARY SCHOOL	1	24	96	86	89.6	39	100	86	86.0	28	122	116	95.1	
	800035684	6426109	WEM BUSHBUCKRIDGE	9	4	70	67	95.7	1	86	77	89.5	3	77	64	83.1	
	800035119	6436691	WEM MKHUHLU School	9	0	112	98	87.5	12	108	95	88.0	3	97	80	82.5	
	800034988	6415791	WEM SCHOOL - ACCORNHOEK	9	0	46	41	89.1	0	59	55	93.2	17	78	72	92.3	
	800034848	6425906	XANTHIA HIGH School	1	13	41	34	82.9	11	25	15	60.0	6	62	39	62.9	
	800034849	6425907	XIMOYI KHOSA High School	1	18	91	85	93.4	16	62	62	100.0	43	78	63	80.8	
	EHLANZENI DISTRICT	800030452	6241992	Acek Academy	9	14	113	81	71.7	20	78	61	78.2	30	70	63	90.0
800000653		6282902	Barberton Combined School	4	11	76	49	64.5	9	48	41	85.4	29	64	43	67.2	
800035518		6262692	BEACON COLLEGE	9	4	89	82	92.1	11	81	79	97.5	21	102	90	88.2	
800001065		6242204	Bhekiswako Secondary School	1	63	118	42	35.6	18	140	41	29.3	15	86	67	77.9	
800001404		6283007	Bonginhlanhla Secondary School	2	37	61	36	59.0	32	44	34	77.3	21	34	28	82.4	
800001875		6262408	Camalaza Secondary School	1	23	103	73	70.9	65	79	68	86.1	73	69	67	97.1	
800030338		6283191	Cefups Academy	9	2	82	66	80.5	0	80	70	87.5	11	84	69	82.1	
800002063		6283002	Chief Charles Secondary School	1	26	50	31	62.0	22	75	47	62.7	34	78	54	69.2	
800034505		6282903	Chief Funwako Secondary School	2	41	43	28	65.1	79	45	21	46.7	28	30	9	30.0	
800002303		6283102	Cyril Clarke Secondary School	2	25	77	67	87.0	15	97	80	82.5	10	81	70	86.4	
800029322		6262809	DD Mabuza Comprehensive School	1	9	87	64	73.6	36	69	69	100.0	33	53	52	98.1	
800035502		6283188	DESTINY PRIVATE COLLEGE	9					4	59	51	86.4	6	34	24	70.6	
800002758		6262802	Dlamadoda Secondary School	1	2	59	57	96.6	18	82	72	87.8	21	69	52	75.4	
800002824		6262405	Driekoppies Combined School	1	12	149	137	91.9	17	111	108	97.3	45	158	135	85.4	
800035511		6283197	EDGEVIEW ACADEMY	9	3	50	48	96.0	16	88	75	85.2	7	140	104	74.3	
800003178		6283305	Ej Singwane Secondary School	2	24	127	37	29.1	122	49	21	42.9	57	43	32	74.4	
800035463		6242294	ELEPHANT PRIVATE SCHOOL	9	10	42	11	26.2	1	22	15	68.2	3	23	16	69.6	
800003574		6282901	Emjindini Secondary School	3	136	163	84	51.5	36	108	52	48.1	106	68	41	60.3	

MPUMALANGA

District Name	EMIS No	Centre No	Centre Name	Quintile	2017				2018				2019				
					No Progressed	Wrote	Achieved	% Achieved	No Progressed	Wrote	Achieved	% Achieved	No Progressed	Wrote	Achieved	% Achieved	
EHLANZENI DISTRICT	800002949	6241901	FUNDINJOBO SECONDARY SCHOOL	2	71	99	71	71.7	74	108	82	75.9	33	73	61	83.6	
	800004424	6262801	Gebhuza Secondary School	1	19	56	56	100.0	28	92	78	84.8	34	85	79	92.9	
	800004432	6283301	Gedlembane Secondary School	2	144	82	42	51.2	48	33	29	87.9	44	23	23	100.0	
	800004861	6241904	Guduza Secondary School	2	69	84	76	90.5	41	85	83	97.6	89	109	109	100.0	
	800029173	6242210	Hazyview Comprehensive School	2	12	109	86	78.9	32	70	62	88.6	14	85	75	88.2	
	800035501	6242295	HAZYVIEW PRIVATE COLLEGE	9	11	42	42	100.0	2	76	76	100.0	18	66	66	100.0	
	800035675	6242297	HEROES ACADEMY	9	0	49	26	53.1	0	41	27	65.9	9	50	38	76.0	
	800003921	6283303	Hillaria Mthethwa Secondary School	2	34	105	78	74.3	91	71	60	84.5	83	52	47	90.4	
	800005314	6242302	Hlanganani Secondary School	2	36	55	49	89.1	65	40	35	87.5	39	36	35	97.2	
	800005710	6282904	Hoerskool Barberton	5	0	105	95	90.5	1	124	117	94.4	1	112	100	89.3	
	800005744	6283103	Hoerskool Bergvlam	5	0	197	195	99.0	0	178	175	98.3	1	165	158	95.8	
	800005884	6283101	Hoerskool Nelspruit	5	0	231	231	100.0	0	267	267	100.0	0	243	242	99.6	
	800005934	6242308	Hoerskool Rob Ferreira	5	1	134	132	98.5	0	128	128	100.0	0	143	136	95.1	
	800032870	6262811	Idlangemabala Secondary School	1	89	70	63	90.0	26	68	67	98.5	97	86	84	97.7	
	800006411	6262807	Inkomazi Secondary School	2	10	122	98	80.3	10	148	122	82.4	101	116	89	76.7	
	800006478	6242205	Inkunzi Secondary School	2	19	112	71	63.4	28	76	50	65.8	41	43	34	79.1	
	800006957	6242301	Jacob Mdluli Secondary School	2	56	58	36	62.1	34	27	24	88.9	43	30	22	73.3	
	800007039	6247004	JERUSALEM SECONDARY SCHOOL	2	42	95	65	68.4	73	67	53	79.1	46	50	49	98.0	
	800034157	6262409	Joseph Matsebula School	1	15	115	101	87.8	59	56	52	92.9	88	70	69	98.6	
	800007336	6282905	Kamhola Secondary School	3	6	112	87	77.7	52	114	82	71.9	24	109	90	82.6	
	800007575	6283004	Khaliphani Secondary School	3	18	127	104	81.9	32	128	90	70.3	34	118	86	72.9	
	800007633	6247002	KHANYISANI SECONDARY	2	12	112	96	85.7	18	85	70	82.4	3	100	86	86.0	
	800002774	6242206	Khetsalwati Secondary School	1	54	109	82	75.2	37	69	67	97.1	49	63	50	79.4	
	800007781	6262701	Khula Secondary School	2	47	145	119	82.1	30	115	107	93.0	30	163	148	90.8	
	800007872	6242303	Khumbula Secondary School	2	21	39	32	82.1	35	51	33	64.7	19	45	35	77.8	
	800008607	6241908	Khutsalani Secondary School	3	2	200	178	89.0	14	139	105	75.5	63	112	91	81.3	
	800009316	6262707	KOMATIPOORT AKADEMIE	5	0	33	31	93.9	0	37	34	91.9	0	36	36	100.0	
	800029942	6242391	Laeveld Akademie	9	0	7	7	100.0	0	13	13	100.0	0	8	6	75.0	
	800009795	6262702	Lambalati Secondary School	1	39	111	79	71.2	4	46	45	97.8	135	67	67	100.0	
	800035311	6262494	LANGA SECONDARY SCHOOL	1									25	49	22	44.9	
	800010124	6283001	Lekazi Secondary School	2	33	150	99	66.0	82	148	112	75.7	27	76	69	90.8	
	800010413	6283304	Lihawu Secondary School	2	41	169	86	50.9	18	146	67	45.9	28	85	62	72.9	
	800003038	6262502	Lomahasha Secondary School	1	22	71	60	84.5	8	46	40	87.0	20	46	37	80.4	
	800030635	6283203	Louieville Combined School	1	26	38	33	86.8	22	38	27	71.1	18	31	27	87.1	
	800010710	6262403	Lovunywa Secondary School	1	79	182	148	81.3	107	143	124	86.7	48	109	106	97.2	
	800010736	6283105	Lowveld High School	4	4	220	211	95.9	2	200	188	94.0	8	202	198	98.0	
	800010751	6262509	Lubombo Secondary School	1	20	90	71	78.9	24	34	32	94.1	49	40	25	62.5	
	800010785	6262602	Lugebhuta Secondary School	2	21	158	136	86.1	3	122	116	95.1	25	133	107	80.5	
	800010868	6247007	LUNGISANI SECONDARY	2	50	150	94	62.7	86	185	92	49.7	67	109	86	78.9	
	800011676	6262605	Mahlatsi Secondary School	2	4	219	117	53.4	14	107	93	86.9	28	129	127	98.4	
800011734	6262805	Mahushe Secondary School	3	0	147	121	82.3	3	90	79	87.8	5	103	85	82.5		

MPUMALANGA

District Name	EMIS No	Centre No	Centre Name	Quintile	2017				2018				2019				
					No Progressed	Wrote	Achieved	% Achieved	No Progressed	Wrote	Achieved	% Achieved	No Progressed	Wrote	Achieved	% Achieved	
EHLANZENI DISTRICT	800012179	6262708	Mambane Secondary School	1	29	179	128	71.5	53	186	141	75.8	68	161	137	85.1	
	800005330	6283306	Mandlesive Secondary School	1	44	101	93	92.1	77	110	101	91.8	52	109	106	97.2	
	800012443	6262404	Manzolwandle Secondary School	1	42	75	66	88.0	109	86	76	88.4	138	114	77	67.5	
	800013011	6283201	Masitakhe Secondary School	3	37	126	63	50.0	37	78	52	66.7	31	125	80	64.0	
	800004366	6283194	Mathews Phosa College	9	0	54	49	90.7	0	58	55	94.8	0	49	46	93.9	
	800013565	6283006	Mayibuye Secondary School	3	52	53	50	94.3	85	51	49	96.1	77	73	54	74.0	
	800013649	6262406	Mbambiso Secondary School	1	14	98	96	98.0	17	115	108	93.9	41	59	58	98.3	
	800013722	6262505	Mbhudula Secondary School	1	5	60	49	81.7	38	52	50	96.2	26	49	48	98.0	
	800013730	6262506	Mbhunu Secondary School	1	12	135	99	73.3	3	148	80	54.1	35	116	109	94.0	
	800013755	6262710	MBOMBO COMBINED SCHOOL	2	4	107	25	23.4	8	86	54	62.8	3	48	41	85.4	
	800013805	6241902	Mbuyane Secondary School	2	15	76	49	64.5	34	70	51	72.9	23	44	36	81.8	
	800013847	6262512	MC Zitha Primary School	1	40	54	41	75.9	9	37	33	89.2	28	67	58	86.6	
	800013920	6262507	Mdzabu Secondary School	1	19	71	63	88.7	36	34	30	88.2	41	60	43	71.7	
	800026344	6262402	Mdzili Secondary School	1	15	60	52	86.7	12	52	49	94.2	66	74	60	81.1	
	800013961	6262703	Mehlobovu Secondary School	2	22	147	121	82.3	15	122	119	97.5	70	129	124	96.1	
	800035676	6283170	MERIDIAN KARINO	9	0	28	27	96.4	0	51	48	94.1	0	78	74	94.9	
	800030593	6242390	METROPOLITAN COLLEGE	9	20	265	225	84.9	45	205	188	91.7	13	155	144	92.9	
	800014100	6262706	Mgubho Combined School	2	74	77	61	79.2	0	50	50	100.0	51	53	53	100.0	
	800034165	6241910	Mhlume Secondary School	2	23	110	70	63.6	17	92	78	84.8	66	68	50	73.5	
	800014365	6262709	Mjokwane Secondary School	2	41	252	222	88.1	25	179	173	96.6	84	184	154	83.7	
	800014761	6242307	Mtungwa Secondary School	2	42	69	46	66.7	67	59	46	78.0	43	43	39	90.7	
	800015768	6247008	MSHADZA SECONDARY]-SCHOOL	2	17	170	116	68.2	12	76	69	90.8	66	67	64	95.5	
	800015883	6283302	Mthombo Secondary School	2	5	149	84	56.4	69	150	112	74.7	50	119	94	79.0	
	800030361	6262604	Mtimandze Secondary School	2	34	158	143	90.5	29	187	159	85.0	32	144	115	79.9	
	800016287	6283009	Ncakini Secondary School	2	62	125	63	50.4	42	86	67	77.9	56	111	91	82.0	
	800016410	6262813	Ndindane Combined	1	12	26	24	92.3	2	57	39	68.4	8	36	28	77.8	
	800034633	6262608	Ndlela High School	2	7	184	111	60.3	23	66	60	90.9	80	77	62	80.5	
	800030064	6283195	Nelspruit Private College	9	5	74	63	85.1	24	51	46	90.2	25	71	60	84.5	
	800034635	6242309	Ngazi Ndhlovu Secondary School	2	23	59	52	88.1	36	84	41	48.8	41	53	38	71.7	
	800016790	6241903	Ngodini Secondary School	3	47	93	78	83.9	13	117	87	74.4	40	108	94	87.0	
	800035379	6262492	Nhanyane Secondary School	1	36	90	66	73.3	16	59	42	71.2	2	79	41	51.9	
	800030478	6262812	NJ Mahlangu Secondary School	2	2	48	42	87.5	5	40	37	92.5	0	53	44	83.0	
	800026393	6262607	Njeyeza Secondary School	2	40	155	96	61.9	15	109	104	95.4	30	137	116	84.7	
	800030015	6242291	Noah's Ark Private College	9	6	38	36	94.7	2	42	42	100.0	3	44	41	93.2	
	800017350	6262504	Ntiyi Secondary School	1	6	22	17	77.3	2	18	16	88.9	16	21	17	81.0	
	800018200	6242305	Phatfwa Secondary School	2	31	59	39	66.1	38	53	31	58.5	66	53	41	77.4	
	800034589	6247009	PHOLA SECONDARY	1	42	48	38	79.2	59	33	27	81.8	55	49	34	69.4	
	800018424	6262501	Phumula Secondary School	1	11	30	17	56.7	0	28	22	78.6	4	25	14	56.0	
	800035383	6283198	PORTIA SHABANGU	1	24	23	16	69.6	15	34	26	76.5	20	40	32	80.0	
	800018721	6262711	PROFESSOR SS REPINGA COMBINED SCHOOL	1	14	46	26	56.5	12	39	33	84.6	7	29	28	96.6	
800035312	6242292	ROYAL HIGH SCHOOL	9	6	76	50	65.8	3	47	40	85.1	21	44	41	93.2		
800031070	6283307	Sabane Secondary School	1	17	46	39	84.8	14	30	26	86.7	10	37	34	91.9		

MPUMALANGA

District Name	EMIS No	Centre No	Centre Name	Quintile	2017				2018				2019				
					No Progressed	Wrote	Achieved	% Achieved	No Progressed	Wrote	Achieved	% Achieved	No Progressed	Wrote	Achieved	% Achieved	
EHLANZENI DISTRICT	800019729	6247006	SAKHILE SECONDARY SCHOOL	2	26	56	41	73.2	22	87	73	83.9	43	76	41	53.9	
	800019802	6262508	Samora Machel Secondary School	1	26	62	43	69.4	32	142	80	56.3	13	104	80	76.9	
	800020495	6262803	SHAYAZA COMBINED SCHOOL	1	7	75	69	92.0	0	78	74	94.9	41	82	80	97.6	
	800020511	6262804	Shinyukane Secondary School	1	12	155	145	93.5	30	127	123	96.9	49	196	175	89.3	
	800020578	6262493	SHONGWE BOARDING SCHOOL	1	0	47	40	85.1	5	44	42	95.5	11	43	39	90.7	
	800020651	6241905	Sibhulo Secondary School	2	41	103	78	75.7	102	114	87	76.3	46	105	93	88.6	
	800020768	6242201	Sibukosetfu Secondary School	2	83	99	80	80.8	55	107	87	81.3	95	76	71	93.4	
	800020784	6283202	Sibusisiwe Secondary School	3	5	196	180	91.8	13	157	140	89.2	48	157	128	81.5	
	800034207	6283308	SICELOSETHU SECONDARY SCHOOL	1	31	49	39	79.6	24	53	44	83.0	37	48	34	70.8	
	800020834	6262606	Sidlamafa Secondary School	2	63	115	92	80.0	2	149	112	75.2	119	75	64	85.3	
	800020875	6283010	Sidungeni Secondary School	1	34	49	35	71.4	28	30	28	93.3	20	50	50	100.0	
	800020958	6262808	Sigweje Secondary School	1	2	148	83	56.1	45	86	71	82.6	51	59	59	100.0	
	800021071	6262806	Sikhwahlane Secondary School	1	9	176	164	93.2	15	132	130	98.5	31	113	110	97.3	
	800021105	6241906	Siligane Secondary School	2	46	46	35	76.1	51	52	30	57.7	33	42	36	85.7	
	800021204	6262705	Sincobile Secondary School	1	2	116	87	75.0	29	90	81	90.0	67	116	101	87.1	
	800034140	6242203	Siphumelele Secondary School	2	14	57	35	61.4	31	67	61	91.0	23	64	52	81.3	
	800021352	6283205	Sitfokotile Secondary School	3	25	135	93	68.9	18	138	92	66.7	41	87	66	75.9	
	800021410	6283008	Sitintile Secondary School	3	44	184	160	87.0	11	154	117	76.0	21	157	109	69.4	
	800022160	6262510	Sophungane Combined School	1	10	97	72	74.2	3	63	54	85.7	22	48	44	91.7	
	800022186	6262407	Soshangane Secondary School	1	15	168	141	83.9	37	149	140	94.0	33	93	92	98.9	
	800031096	6283192	ST MARK'S SCHOOL	9	0	62	46	74.2	8	33	29	87.9	36	23	20	87.0	
	800029314	6262503	Steenbok Secondary School	1	0	56	31	55.4	3	49	45	91.8	6	46	42	91.3	
	800022509	6262603	Suikerland Secondary School	4	33	113	90	79.6	26	140	131	93.6	69	133	130	97.7	
	800023036	6242393	THE KING'S SCHOOL	9	0	18	18	100.0	0	14	14	100.0	0	38	37	97.4	
	800035644	6241995	THE OASIS COLLEGE	9	6	125	120	96.0	22	113	108	95.6	25	132	131	99.2	
	800023119	6283003	Thembeke Secondary School	2	26	79	65	82.3	50	71	65	91.5	66	76	56	73.7	
	800023507	6283204	Tikhontele Secondary School	3	48	165	87	52.7	112	88	41	46.6	136	125	29	23.2	
	800023515	6262810	Tikhuni Secondary School	1	11	108	100	92.6	26	79	74	93.7	41	107	101	94.4	
	800023564	6262601	Tinhlonhla Secondary School	1	38	140	122	87.1	34	145	121	83.4	59	107	99	92.5	
	800035464	6242293	TWIN COLLEGE	9	8	50	44	88.0	12	77	70	90.9	7	75	56	74.7	
	800035656	6282907	UMLALATI LEARNING CENTRE	9	0	8	8	100.0	0	10	9	90.0	0	5	5	100.0	
	800024521	6283104	Valencia Combined School	4	6	93	76	81.7	14	84	71	84.5	16	81	55	67.9	
	800025007	6241907	Vulindlela Secondary School	3	25	86	78	90.7	41	83	70	84.3	30	70	65	92.9	
	800045610	6282906	VUSELELA LEARNING CENTRE	9	3	15	13	86.7	1	13	12	92.3	1	9	7	77.8	
800025312	6241991	WEM KABOKWENI	9	7	95	67	70.5	4	72	50	69.4	20	41	33	80.5		
0	6242310	WHITE RIVER EXAM CENTRE	1									20	23	5	21.7		
800025684	6283005	ZB Kunene Secondary School	3	36	85	66	77.6	14	52	39	75.0	27	53	50	94.3		
800025866	6262511	Zenzele Secondary School	1	3	89	72	80.9	4	55	49	89.1	26	84	66	78.6		
800035313	6241909	Zikodze Secondary school	2	26	61	60	98.4	10	65	64	98.5	33	53	52	98.1		

MPUMALANGA

District Name	EMIS No	Centre No	Centre Name	Quintile	2017				2018				2019					
					No Progressed	Wrote	Achieved	% Achieved	No Progressed	Wrote	Achieved	% Achieved	No Progressed	Wrote	Achieved	% Achieved		
GERT SIBANDE DISTRICT	800000091	6191404	Alpheus D Nkosi Secondary School	2	23	87	72	82.8	27	63	52	82.5	18	85	81	95.3		
	800030445	6121005	Amadlelo Aluhlaza Secondary School	1	17	212	140	66.0	36	109	84	77.1	51	82	60	73.2		
	800000398	6191805	Azalea Combined School	3	4	29	25	86.2	9	28	27	96.4	7	33	23	69.7		
	800000620	6110403	Bantfwabethu Secondary School	1	62	47	43	91.5	40	60	54	90.0	45	66	62	93.9		
	800028746	6120904	Bee Maseko Secondary School	1	83	51	28	54.9	20	31	25	80.6	34	35	31	88.6		
	800001883	6120906	Camden Combined School	1	1	31	21	67.7	0	35	20	57.1	24	24	23	95.8		
	800001909	6121007	Cana Combined School	1	1	33	24	72.7	45	43	31	72.1	62	23	21	91.3		
	800004481	6110204	CAROLINA AKADEMIESE SKOOL	4	1	25	21	84.0	3	35	33	94.3	3	41	41	100.0		
	800001941	6110203	Carolina Combined School	4	19	42	21	50.0	22	34	33	97.1	17	40	29	72.5		
	800001990	6120807	Cebisa Secondary School	2	19	78	61	78.2	19	67	22	32.8	96	87	43	49.4		
	800009951	6191605	Chief Ampie Mayisa Secondary School	2	38	101	57	56.4	56	91	66	72.5	30	59	49	83.1		
	800034586	6110308	Chief C J Nkosi Secondary School	1	6	30	25	83.3	14	23	22	95.7	1	23	21	91.3		
	800002071	6110405	Chief Jerry Nkosi Secondary School	1	40	156	101	64.7	26	125	107	85.6	72	91	78	85.7		
	800002097	6110302	Chief S W Nhlapho Secondary School	1	23	126	84	66.7	11	148	113	76.4	15	129	105	81.4		
	800002105	6110502	Chief T D Nkosi Secondary School	1	66	71	67	94.4	72	78	65	83.3	36	86	75	87.2		
	800002766	6110106	Dlomodlomo Secondary School	1	28	187	131	70.1	56	168	100	59.5	32	111	65	58.6		
	800003251	6110401	Ekulindeni Secondary School	1	30	109	44	40.4	18	112	55	49.1	39	51	32	62.7		
	800003384	6120907	Elangwane Secondary School	1	16	59	40	67.8	13	49	19	38.8	42	42	38	90.5		
	800026724	6110103	Engabezweni Secondary School	2	14	73	55	75.3	58	71	61	85.9	27	66	54	81.8		
	800003764	6110510	Enkhanini Secondary School	1	25	41	29	70.7	23	34	17	50.0	12	39	18	46.2		
	800003897	6120804	ERMELO COMBINED SCHOOL	5	5	26	23	88.5	9	25	24	96.0	11	25	25	100.0		
	800003954	6120601	Esibusisweni Combined School	1	51	25	23	92.0	17	20	20	100.0	26	25	25	100.0		
	800035528	6121210	EZAKHENI COMBINED SCHOOL	1	17	38	34	89.5	26	30	22	73.3	18	15	11	73.3		
	800004465	6191301	Gekombineerde Skool Balfour	4	0	54	50	92.6	1	44	43	97.7	4	42	33	78.6		
	800005819	6191809	GEORGE HOFMEYER HIGH SCHOOL	9	0	6	6	100.0	0	8	8	100.0	0	1	1	100.0		
	800004614	6120606	Glen Eland Combined School	1	25	38	30	78.9	39	30	27	90.0	14	36	27	75.0		
	800029017	6191591	Highveld Muslim Combined School	9	4	4	4	100.0	0	3	3	100.0	0	4	4	100.0		
	800005116	6191505	Highveld Park High School	5	17	115	97	84.3	0	113	100	88.5	0	79	64	81.0		
	800005132	6110408	Highveld Secondary School	1	9	140	120	85.7	77	118	113	95.8	33	143	136	95.1		
	800005173	6110104	Hlabangemehlo Secondary School	1	47	63	61	96.8	61	58	58	100.0	51	58	58	100.0		
	800000190	6121105	HLELIMFUNDO SECONDARY SCHOOL	1	16	52	45	86.5	48	84	69	82.1	45	112	69	61.6		
	800005785	6120803	Hoerskool Ermelo	5	0	116	113	97.4	0	100	99	99.0	0	128	126	98.4		
800005793	6191501	Hoerskool Evander	5	1	145	114	78.6	0	147	117	79.6	10	145	121	83.4			
800005835	6191401	Hoerskool Hoogenhout	5	0	121	118	97.5	0	118	112	94.9	3	135	127	94.1			

MPUMALANGA

District Name	EMIS No	Centre No	Centre Name	Quintile	2017				2018				2019			
					No Progressed	Wrote	Achieved	% Achieved	No Progressed	Wrote	Achieved	% Achieved	No Progressed	Wrote	Achieved	% Achieved
					GERT SIBANDE DISTRICT	800005892	6191604	Hoerskool Oosterland	5	2	88	82	93.2	1	143	126
	800005918	6121008	Hoerskool Piet Retief	5	0	133	129	97.0	0	131	124	94.7	0	154	148	96.1
	800005942	6191602	Hoerskool Secunda	5	3	199	197	99.0	1	186	184	98.9	1	191	185	96.9
	800005959	6191807	Hoerskool Standerton	4	0	144	140	97.2	0	150	145	96.7	0	141	137	97.2
	800005991	6121104	Hoerskool Volksrust	4	5	91	89	97.8	1	82	77	93.9	1	109	108	99.1
	800026625	6110409	Holeka Secondary School	1	18	50	38	76.0	9	91	66	72.5	14	95	50	52.6
	800005587	6191702	Holmdene Secondary School	1	28	58	32	55.2	45	45	25	55.6	29	44	26	59.1
	800012401	6191402	Ikhethelo Secondary School	2	59	147	125	85.0	84	229	181	79.0	51	153	127	83.0
	800005603	6191305	IM Manchu Secondary School	2	9	102	57	55.9	20	70	65	92.9	44	57	56	98.2
	800030502	6121209	Injabulo School	1	33	73	46	63.0	39	49	33	67.3	41	29	22	75.9
	800035606	6121009	INQUBEKO SECONDARY SCHOOL	1	65	102	89	87.3	54	133	110	82.7	96	138	116	84.1
	800006510	6110101	Insika Secondary School	1	30	91	77	84.6	11	86	60	69.8	29	72	70	97.2
	800006718	6191302	Isifisosethu Secondary School	2	12	27	20	74.1	20	77	67	87.0	24	82	50	61.0
	800006809	6120802	Ithafa Secondary School	2	154	82	61	74.4	29	91	82	90.1	58	142	113	79.6
	800035650	6120607	IZIMBALI COMBINED SCHOOL	1					1	35	30	85.7	6	37	36	97.3
	800006999	6191803	Jandrell Secondary School	1	12	88	73	83.0	64	94	74	78.7	47	92	80	87.0
	800007476	6121003	Kemp Siding Combined School	1	33	28	25	89.3	22	30	15	50.0	28	38	19	50.0
	800007773	6191806	Khula Sakhile Secondary School	1	26	61	55	90.2	33	84	58	69.0	34	60	54	90.0
	800010207	6191802	Khunjulwe Secondary School	3	11	192	158	82.3	8	69	57	82.6	17	111	84	75.7
	800006262	6110102	Khuzulwande Secondary School	1	13	50	43	86.0	2	32	23	71.9	14	25	20	80.0
	800007997	6191503	Kiryatswane Secondary School	2	134	107	58	54.2	27	73	57	78.1	67	69	57	82.6
	800013433	6191507	KT Twala Secondary School	2	67	211	151	71.6	3	145	89	61.4	22	173	137	79.2
	800008581	6191504	Kusasaletu Secondary School	2	90	185	122	65.9	24	102	88	86.3	38	69	60	87.0
	800002378	6120901	KWADELA SECONDARY SCHOOL	1	60	49	32	65.3	15	50	44	88.0	26	39	32	82.1
	800008813	6121001	Kwashuku Secondary School	1	6	70	59	84.3	4	96	69	71.9	7	68	61	89.7
	800009779	6120706	Lake Chrissie Secondary School	2	22	58	41	70.7	18	43	37	86.0	29	47	42	89.4
	800004937	6120806	LIGBRON ACADEMY OF TECHNOLOGY	5	3	138	137	99.3	0	169	169	100.0	0	144	142	98.6
	800010397	6110303	Ligugu Secondary School	1	52	98	80	81.6	39	100	70	70.0	35	87	73	83.9
	800010447	6110504	Lilanga Secondary School	1	34	90	66	73.3	26	96	86	89.6	48	200	151	75.5
	800010496	6120805	Lindile Secondary School	2	172	94	71	75.5	160	109	34	31.2	88	65	30	46.2
	800010579	6110407	Litjelembube Secondary School	1	77	154	132	85.7	39	97	69	71.1	20	122	82	67.2
	800010884	6110301	Lusushwana Secondary School	1	11	54	34	63.0	15	32	31	96.9	4	39	36	92.3
	800011544	6110305	Magotshwa Secondary School	1	27	38	36	94.7	39	23	18	78.3	21	35	33	94.3
	800012609	6110107	Maqhawuzela Combined School	1	3	48	36	75.0	8	55	43	78.2	28	40	35	87.5
	800013037	6120705	Masizakhe Secondary School	2	38	160	132	82.5	85	92	72	78.3	52	89	81	91.0
	800013557	6110506	Mayflower Secondary School	1	104	108	94	87.0	47	141	70	49.6	67	48	38	79.2
	800013631	6110304	Mbalenhle Secondary School	1	28	61	56	91.8	32	84	72	85.7	7	64	56	87.5
	800014027	6110507	Methula Secondary School	1	29	258	228	88.4	32	348	266	76.4	79	434	296	68.2
	800014464	6110105	Mkolishi Secondary School	1	88	77	67	87.0	50	54	54	100.0	49	59	59	100.0
	800014522	6120604	Mlilo Comprehensive School	1	0	41	38	92.7	13	67	48	71.6	34	33	19	57.6
	800004507	6120902	Morgenzon Landbou Akademie	5	2	26	24	92.3	0	30	24	80.0	1	32	28	87.5

MPUMALANGA

District Name	EMIS No	Centre No	Centre Name	Quintile	2017				2018				2019					
					No Progressed	Wrote	Achieved	% Achieved	No Progressed	Wrote	Achieved	% Achieved	No Progressed	Wrote	Achieved	% Achieved		
GERT SIBANDE DISTRICT	800035651	6110109	MOUNTAIN VALLEY COLLEGE	9	0	13	10	76.9	3	16	11	68.8	2	17	15	88.2		
	800026708	6110503	MP Magagula Secondary School	1	28	70	59	84.3	29	106	91	85.8	49	127	120	94.5		
	800015701	6110508	Mpuluzi Secondary School	1	50	156	131	84.0	41	118	103	87.3	23	143	126	88.1		
	800015792	6120603	Msinyane Secondary School	1	75	36	23	63.9	36	29	26	89.7	20	24	24	100.0		
	800016154	6191403	Mzinoni Secondary School	2	77	157	92	58.6	158	144	85	59.0	42	122	89	73.0		
	800016238	6121206	Nalithuba Secondary School	1	137	303	110	36.3	51	68	52	76.5	92	95	73	76.8		
	800016469	6121002	Ndlela Secondary School	1	141	394	265	67.3	41	318	179	56.3	0	441	97	22.0		
	800035526	6120808	NETHERLAND PARK SEC- ONDARY SCHOOL	4	23	109	95	87.2	19	113	102	90.3	0	92	86	93.5		
	800016709	6120602	Nganana Secondary School	1	165	91	87	95.6	172	155	89	57.4	63	110	100	90.9		
	800016758	6110402	Ngilandi Secondary School	1	23	22	21	95.5	42	28	27	96.4	45	32	30	93.8		
	800030221	6120905	Nqobangolwazi Secondary School	1	12	85	42	49.4	23	44	34	77.3	46	71	66	93.0		
	800017327	6191306	Nthoroane Secondary School	2	7	35	23	65.7	13	20	18	90.0	13	31	30	96.8		
	800012617	6191506	Osizweni Secondary School	4	93	104	70	67.3	13	96	76	79.2	72	113	82	72.6		
	800017996	6121101	Perdekop Agricultural School	1	0	19	17	89.5	3	13	13	100.0	6	16	10	62.5		
	800018143	6110509	Phambili Secondary School	1									5	15	13	86.7		
	800018523	6121004	Piet Retief Combined School	1	5	52	33	63.5	11	35	32	91.4	4	26	25	96.2		
	800018846	6121203	Qedela Secondary School	1	175	130	79	60.8	63	56	52	92.9	0	93	77	82.8		
	800018929	6121102	Qhubulwazi Combined School	2	50	57	48	84.2	59	97	77	79.4	36	157	122	77.7		
	800018952	6191701	Qondulwazi Secondary School	1	10	24	14	58.3	22	21	9	42.9	4	13	12	92.3		
	800028779	6120801	Reggie Masuku Secondary School	2	2	150	132	88.0	15	106	89	84.0	21	111	100	90.1		
	800019380	6110505	Rev Sa Nkosi Secondary School	1	25	98	83	84.7	46	109	99	90.8	62	101	94	93.1		
	800020263	6121202	Seme Secondary School	1	1	91	54	59.3	16	67	56	83.6	74	93	45	48.4		
	800020396	6191303	Setsheng Secondary School	2	3	22	21	95.5	44	47	35	74.5	30	24	15	62.5		
	800021162	6110501	Simtfolile Secondary School	1	39	128	125	97.7	29	141	119	84.4	18	170	140	82.4		
	800021238	6121204	Sinethemba Secondary School	1	10	49	45	91.8	13	46	43	93.5	9	31	30	96.8		
	800034585	6121205	SIPHOKUHLE SECONDARY SCHOOL	1	14	46	38	82.6	22	25	23	92.0	55	18	17	94.4		
	800021345	6110404	Sisukumile Secondary School	1	51	110	83	75.5	75	49	28	57.1	41	60	46	76.7		
	800021451	6110306	Siyabonga Secondary School	1	49	83	78	94.0	28	134	112	83.6	37	119	104	87.4		
	800021808	6191601	Sizwakele Secondary School	2	8	116	79	68.1	9	204	156	76.5	85	145	90	62.1		
	800022418	6191801	Stanwest Combined School	4	10	63	60	95.2	12	59	50	84.7	15	57	39	68.4		
	800035513	6110410	T C College	9	4	16	12	75.0	0	13	8	61.5	0	5	2	40.0		
	800022681	6110406	Takheni Secondary School	1	0	132	99	75.0	16	116	107	92.2	22	145	135	93.1		
	800023028	6120702	The Gem Combined School	1	37	47	42	89.4	18	48	46	95.8	22	39	28	71.8		
	800023176	6191502	Thistle Grove Combined School	4	4	78	41	52.6	6	87	47	54.0	4	73	67	91.8		
	800023192	6191808	Thobelani Secondary School	1	116	110	103	93.6	66	102	92	90.2	50	92	83	90.2		
	800023275	6191606	Thomas Nhlabathi Secondary School	2	81	195	100	51.3	87	172	99	57.6	45	110	93	84.5		
	800023457	6191804	Thuto-Thebe Secondary School	1	14	93	68	73.1	38	89	87	97.8	23	46	45	97.8		
	800023911	6191304	Tshepeha Combined School	2	2	21	8	38.1	5	16	10	62.5	6	26	20	76.9		
	800024075	6120704	Ubhule Bolwazi Secondary School	1	75	68	47	69.1	85	60	50	83.3	39	80	65	81.3		

MPUMALANGA

District Name	EMIS No	Centre No	Centre Name	Quintile	2017				2018				2019			
					No Progressed	Wrote	Achieved	% Achieved	No Progressed	Wrote	Achieved	% Achieved	No Progressed	Wrote	Achieved	% Achieved
GERT SIBANDE DISTRICT	800035612	6121010	UBUHLEBUZILE SECONDARY SCHOOL	1	32	108	88	81.5	79	171	124	72.5	36	204	166	81.4
	800024265	6120903	Umfudlana Combined School	1	3	20	11	55.0	10	14	8	57.1	5	13	7	53.8
	800024455	6120701	Umzimvelo Secondary School	1	9	47	40	85.1	3	35	20	57.1	1	25	22	88.0
	800029926	6121208	Uthaka Secondary School	1	85	46	38	82.6	97	58	42	72.4	59	61	51	83.6
	800024844	6121201	Vukubone Secondary School	1	27	32	26	81.3	10	43	22	51.2	15	36	19	52.8
	800024869	6191603	Vukuqhakaze Secondary School	2	36	112	80	71.4	2	113	68	60.2	35	123	83	67.5
	800024893	6121103	Vukuzenzele Combined School	2	2	40	32	80.0	30	42	36	85.7	46	40	28	70.0
	800025213	6120703	Warburton Combined School	2	21	59	53	89.8	19	70	61	87.1	38	43	37	86.0
	800025239	6110307	Waverley Secondary School	1	1	10	9	90.0	6	10	8	80.0	7	13	10	76.9
	800025858	6121006	Zendelingspost Combined School	1	53	60	36	60.0	15	52	28	53.8	49	65	26	40.0
	800025932	6191703	Zikhetheleni Secondary School	1	19	43	37	86.0	9	37	25	67.6	20	49	39	79.6
	800025965	6110201	Zinikeleni Secondary School	2	77	121	66	54.5	41	164	96	58.5	36	109	100	91.7
NKANGALA DISTRICT	800000075	6305303	Allendale Secondary School	4	29	99	77	77.8	13	35	35	100.0	18	31	31	100.0
	800000463	6374203	Babutheni Secondary School	1	5	68	53	77.9	41	61	42	68.9	45	41	39	95.1
	800000596	6304906	Bankfontein Combined School	1	28	43	27	62.8	32	50	36	72.0	24	31	31	100.0
	800000828	6304707	Beestepan Agricultural School	2	0	46	33	71.7	2	34	27	79.4	15	31	31	100.0
	800004473	6305003	Belfast Akademie	4	0	43	42	97.7	2	47	46	97.9	2	42	40	95.2
	800001107	6374205	Bingweni Secondary School	1	6	73	36	49.3	25	68	27	39.7	27	63	39	61.9
	800001396	6333404	Bonginhlanhla Secondary School	2	49	52	37	71.2	20	39	22	56.4	33	20	15	75.0
	800001412	6305106	Bonginsimbi Comprehensive School	2	3	45	29	64.4	12	53	49	92.5	6	60	58	96.7
	800001446	6354004	Bongumusa Secondary School	2	35	84	65	77.4	50	79	70	88.6	61	114	94	82.5
	800001636	6304606	Botleng Secondary School	1	17	84	57	67.9	82	95	59	62.1	40	102	85	83.3
	800001719	6354103	Buhlebesizwe Secondary School	1	16	73	58	79.5	12	62	46	74.2	28	53	44	83.0
	800002154	6353702	Cibiliza Secondary School	3	25	38	12	31.6	25	30	21	70.0	16	35	19	54.3
	800034639	6305194	CORONATION SECONDARY SCHOOL	2	30	106	62	58.5	27	206	84	40.8	11	168	128	76.2
	800034583	6305209	D M Motsaosele Secondary School	2	73	96	73	76.0	66	105	86	81.9	75	101	89	88.1
	800002642	6374206	Digwale Secondary School	3	31	35	23	65.7	0	42	29	69.0	7	32	26	81.3
	800002873	6333401	Duduzile Secondary School	1	15	21	17	81.0	14	24	22	91.7	15	20	16	80.0
	800002907	6353701	Dumeleni Secondary School	2	17	41	33	80.5	20	43	17	39.5	12	62	42	67.7
	800003061	6304803	Eastdene Combined School	5	10	135	113	83.7	8	98	88	89.8	13	113	100	88.5
	800003111	6305191	Ed-U-College Combined School	9	0	65	61	93.8	2	74	69	93.2	0	64	64	100.0
	800003335	6304706	Ekwazini Secondary School	1	11	66	28	42.4	7	40	29	72.5	23	33	31	93.9
	800003426	6305101	Elukhanyisweni Secondary School	2	60	156	133	85.3	54	161	146	90.7	68	116	111	95.7
	800035652	6305009	EMAKHAZENI BOARDING SCHOOL	1					3	25	18	72.0	2	56	38	67.9
800003616	6305203	Empucukweni Secondary School	2	57	123	108	87.8	108	130	119	91.5	65	92	86	93.5	
800003830	6353601	Entokozweni Secondary School	3	0	117	92	78.6	22	101	90	89.1	17	119	93	78.2	
800004119	6354003	Extension K Secondary School	2	8	68	32	47.1	9	44	24	54.5	20	32	21	65.6	

MPUMALANGA

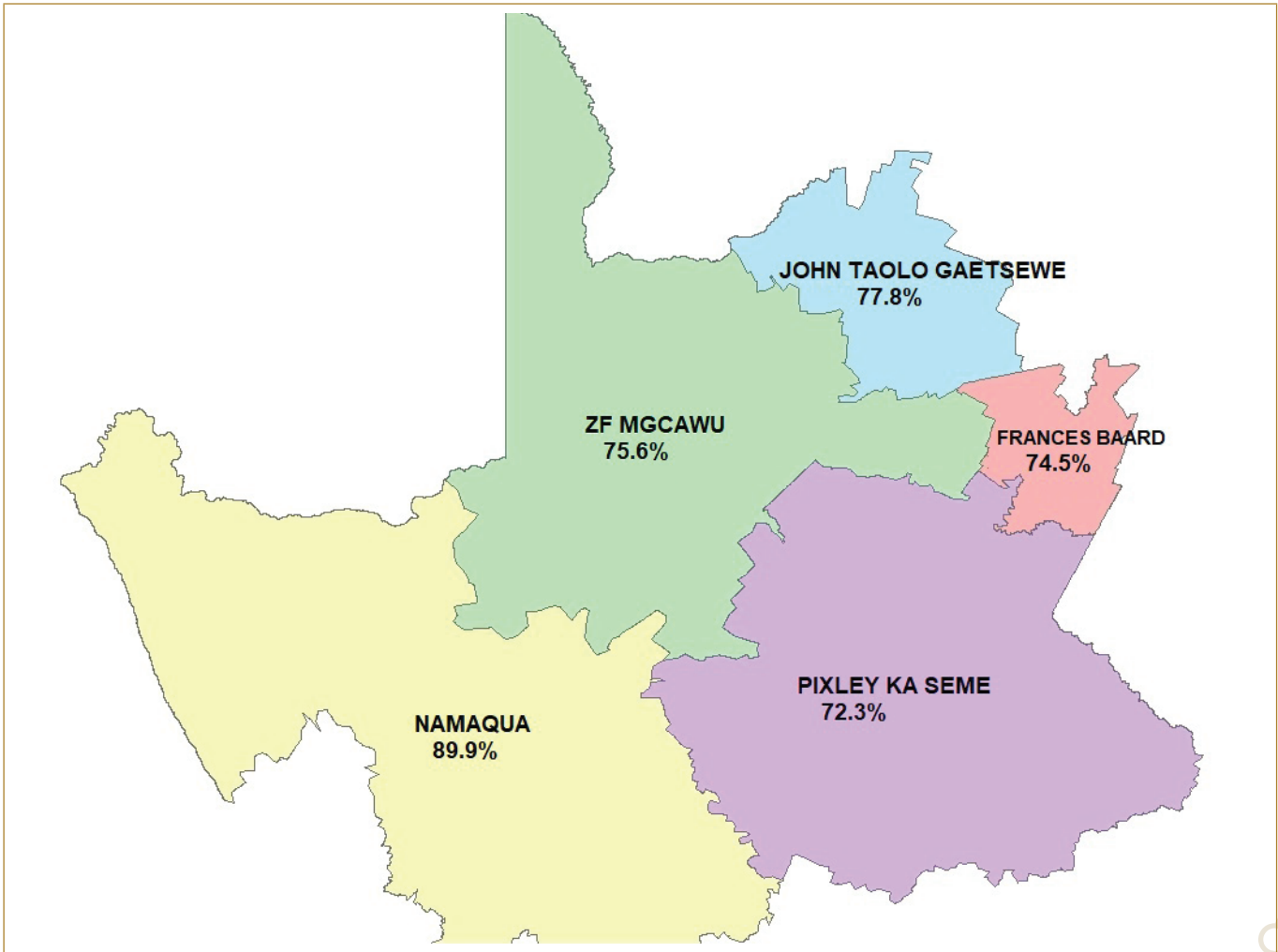
District Name	EMIS No	Centre No	Centre Name	Quintile	2017				2018				2019					
					No Progressed	Wrote	Achieved	% Achieved	No Progressed	Wrote	Achieved	% Achieved	No Progressed	Wrote	Achieved	% Achieved		
NKANGALA DISTRICT	0	6305210	F H MKHABELA SECONDARY SCHOOL	2					31	97	29	29.9	47	99	60	60.6		
	800004499	6304804	Gekombineerde Skool Hendrina	4	0	32	31	96.9	2	39	37	94.9	1	39	38	97.4		
	800017590	6305206	Gekombineerde Skool Ogies	4	0	21	10	47.6	5	23	8	34.8	14	35	28	80.0		
	800004648	6374305	Gobolibi Secondary School	1	3	46	22	47.8	5	43	32	74.4	4	46	32	69.6		
	800034582	6333413	GRACE CHRISTIAN PRIVATE SCHOOL	9	1	17	16	94.1	8	23	21	91.3	6	22	20	90.9		
	800004770	6305302	Greendale School	4	12	106	77	72.6	1	64	52	81.3	12	100	90	90.0		
	800005223	6374202	Hlalakahle Secondary School	1	76	134	109	81.3	60	162	120	74.1	70	192	140	72.9		
	800005306	6333502	Hlanganani Secondary School	1	38	119	77	64.7	59	52	44	84.6	43	43	38	88.4		
	800005421	6353605	Hlomani Secondary School	1	25	60	41	68.3	19	30	28	93.3	6	31	28	90.3		
	800005454	6353806	Hlonipha Secondary School	2	22	131	69	52.7	53	95	78	82.1	18	97	83	85.6		
	800005504	6353707	Hluzingqondo Secondary School	3	49	62	47	75.8	73	71	47	66.2	83	58	54	93.1		
	800005769	6304605	Hoerskool Delmas	4	0	103	100	97.1	0	100	94	94.0	0	115	107	93.0		
	800005801	6305107	Hoerskool Generaal Hertzog	4	0	187	187	100.0	0	165	157	95.2	0	171	157	91.8		
	800005843	6304902	Hoerskool Kanonkop	4	0	101	101	100.0	0	95	95	100.0	0	103	102	99.0		
	800005850	6305306	Hoerskool Kriel	4	12	141	130	92.2	23	133	118	88.7	3	128	111	86.7		
	800005876	6304702	Hoerskool Middelburg	4	0	205	205	100.0	0	174	174	100.0	0	185	181	97.8		
	800005900	6305204	Hoerskool Patriot	5	2	119	117	98.3	0	155	155	100.0	0	157	148	94.3		
	800005926	6305309	HOeRSKOOL REYNOPARK	4	4	101	57	56.4	6	104	69	66.3	46	74	50	67.6		
	800004945	6304704	HTS Middelburg	4	0	195	195	100.0	0	205	205	100.0	0	206	205	99.5		
	800004952	6305103	HTS Witbank	4	0	166	166	100.0	0	190	184	96.8	1	210	203	96.7		
	800006130	6305307	Ilanga Secondary School	1	27	60	57	95.0	2	47	44	93.6	29	56	43	76.8		
	800006189	6305006	Imemeza Secondary School	2	9	50	40	80.0	15	32	31	96.9	0	38	34	89.5		
	800006577	6333510	Intuthuko Secondary School	2	37	40	28	70.0	0	16	15	93.8	21	35	34	97.1		
	800007583	6374306	Khamane Secondary School	2	0	138	108	78.3	0	96	80	83.3	0	122	86	70.5		
	800007658	6305007	Khayalami Secondary School	3	7	111	109	98.2	8	123	115	93.5	13	95	92	96.8		
	800029652	6353904	King Makhosonke li Secondary School	2	156	94	66	70.2	43	104	77	74.0	104	135	89	65.9		
	800009308	6305008	Klipspruit Combined School	1	2	31	23	74.2	4	41	33	80.5	7	36	29	80.6		
	800008458	6305102	Kopanang Secondary School	2	65	166	120	72.3	25	125	80	64.0	5	156	82	52.6		
	800008698	6374207	Kwamanala Secondary School	2	74	122	91	74.6	117	77	73	94.8	108	101	93	92.1		
	800008730	6353902	Kwamhlanga Secondary School	2	20	111	92	82.9	43	89	80	89.9	95	114	101	88.6		
	800008771	6333409	Kwandebele Science Combined School	2	31	111	88	79.3	33	82	81	98.8	26	92	85	92.4		
	800008839	6304805	Kwazamokuhle Secondary School	2	49	246	222	90.2	107	242	202	83.5	77	171	155	90.6		
	800029330	6304708	LD Moetanalo Secondary School	3	17	97	82	84.5	42	83	70	84.3	55	117	92	78.6		
	800010041	6374302	Lehlabile Secondary School	1	37	48	26	54.2	14	28	22	78.6	24	44	33	75.0		
	800010058	6305301	Lehlaka Combined School	3	5	42	24	57.1	7	22	11	50.0	0	26	9	34.6		
	800030569	6305207	Leonard Ntshuntshe Secondary School	2	66	116	113	97.4	102	140	114	81.4	71	104	93	89.4		
	800005025	6353802	Lethabong Secondary School	2	8	85	75	88.2	45	33	23	69.7	16	36	36	100.0		
	800010553	6374505	Litho Secondary School	1	8	56	36	64.3	24	43	32	74.4	10	43	33	76.7		
	800011049	6305205	Mabande Comprehensive High School	2	57	103	62	60.2	7	134	123	91.8	6	164	118	72.0		

MPUMALANGA

District Name	EMIS No	Centre No	Centre Name	Quintile	2017				2018				2019						
					No Progressed	Wrote	Achieved	% Achieved	No Progressed	Wrote	Achieved	% Achieved	No Progressed	Wrote	Achieved	% Achieved			
NKANGALA DISTRICT	800007385	6304801	PHUMELELA SECONDARY SCHOOL	3	19	124	105	84.7	16	99	85	85.9	23	127	118	92.9			
	800018457	6354002	Phumzile Secondary School	2	7	181	119	65.7	10	90	85	94.4	16	127	124	97.6			
	800018564	6305105	Pine Ridge Combined School	2	5	97	52	53.6	26	66	51	77.3	7	118	68	57.6			
	800018770	6374503	Pungutsha Secondary School	1	7	96	47	49.0	12	73	47	64.4	10	91	59	64.8			
	800019117	6374501	Ramoshidi Secondary School	1	76	73	37	50.7	34	52	39	75.0	25	78	57	73.1			
	800019174	6374401	Rathahana Secondary School	2	47	98	54	55.1	47	53	49	92.5	21	75	40	53.3			
	800020016	6374504	Seabe Secondary School	1	39	85	76	89.4	40	124	109	87.9	46	86	77	89.5			
	800020248	6353808	SELE SENIOR SECONDARY SCHOOL	2	0	31	27	87.1	1	26	24	92.3	0	37	34	91.9			
	800020339	6353905	Senzangakhona Secondary School	2	87	116	72	62.1	62	123	105	85.4	53	178	141	79.2			
	800020362	6374307	Seruane Secondary School	1	43	46	43	93.5	3	43	42	97.7	36	56	54	96.4			
	800020693	6305305	Sibongamandla Secondary School	1	55	131	95	72.5	56	101	63	62.4	1	93	64	68.8			
	800020859	6333507	Sidlasoke Secondary School	2	7	17	11	64.7	17	24	21	87.5	5	24	21	87.5			
	800021006	6353608	Sihlengiwe Secondary School	1	4	61	47	77.0	13	52	42	80.8	24	34	30	88.2			
	800021048	6305001	Sikhulile Secondary School	2	6	85	62	72.9	13	77	46	59.7	22	53	40	75.5			
	800021097	6353803	Silamba Secondary School	2	37	139	85	61.2	129	104	87	83.7	84	110	80	72.7			
	800021386	6374303	Sithenjiswiwe Secondary School	1	0	62	42	67.7	30	32	19	59.4	0	44	23	52.3			
	800021436	6333511	Sivumelene Secondary School	2	49	41	30	73.2	79	36	29	80.6	34	36	35	97.2			
	800021584	6333405	Siyathokoza Secondary School	1	0	36	13	36.1	10	26	24	92.3	31	23	18	78.3			
	800001891	6305002	Siyifunile Secondary School	2	24	34	24	70.6	13	25	24	96.0	2	34	34	100.0			
	800021899	6333410	Sobantu Secondary School	1	20	95	72	75.8	13	128	97	75.8	44	41	29	70.7			
	800021923	6304701	Sofunda Secondary School	3	26	297	91	30.6	17	102	52	51.0	47	78	41	52.6			
	800022053	6333411	Somkhahlekwa Secondary School	1	47	73	35	47.9	50	66	42	63.6	51	32	19	59.4			
	800022087	6354005	Somsuswa Secondary School	2	18	120	69	57.5	28	97	71	73.2	30	89	67	75.3			
	800022210	6333403	Sovetjheza Secondary School	1	36	72	48	66.7	40	41	39	95.1	79	43	40	93.0			
	800022228	6304703	Sozama Secondary School	3	55	119	87	73.1	0	53	50	94.3	37	47	43	91.5			
	800022434	6304901	Steelcrest High School	4	0	133	131	98.5	0	144	142	98.6	0	132	127	96.2			
	0	6304710	STEVE TSHWETE 1 EXAM CENTRE	1									0	36	6	16.7			
	800035677	6304907	STEVE TSHWETE BOARDING SCHOOL	1									0	8	6	75.0			
	800005512	6304602	Sundra Secondary School	1	34	67	48	71.6	24	61	48	78.7	20	59	32	54.2			
	800022616	6304603	Swartklip Combined School	1	41	51	27	52.9	43	47	26	55.3	36	60	34	56.7			
	800023267	6333501	Tholulwazi Secondary School	1	53	82	44	53.7	19	102	83	81.4	19	104	83	79.8			
	800023325	6374502	Thufane Secondary School	1	23	56	47	83.9	16	27	26	96.3	26	53	49	92.5			
	800029561	6305004	Tonteldoos Secondary School	1	6	40	28	70.0	10	34	27	79.4	7	34	14	41.2			
	800023283	6305308	TP SILILO SECONDARY SCHOOL	4	22	90	69	76.7	14	80	67	83.8	15	51	40	78.4			
800023960	6304905	Tshwenyane Combined School	1	1	63	52	82.5	1	74	70	94.6	8	83	76	91.6				
800023986	6304802	Tsiki Naledi Secondary School	2	25	37	24	64.9	28	33	25	75.8	49	49	35	71.4				
800024083	6333412	Ubuhlebethu Secondary School	3	51	72	41	56.9	129	93	50	53.8	76	48	35	72.9				
800024604	6333408	Vezilwazi Secondary School	2	96	37	29	78.4	51	20	20	100.0	41	25	23	92.0				
800024885	6354006	Vukuzame Secondary School	2	16	80	58	72.5	20	34	31	91.2	22	48	46	95.8				
800024919	6354104	Vukuzenzele Secondary School	2	19	92	81	88.0	37	64	53	82.8	45	62	51	82.3				

MPUMALANGA																
District Name	EMIS No	Centre No	Centre Name	Quintile	2017				2018				2019			
					No Progressed	Wrote	Achieved	% Achieved	No Progressed	Wrote	Achieved	% Achieved	No Progressed	Wrote	Achieved	% Achieved
NKANGALA DISTRICT	800025064	6354107	Vumabesala Secondary School	1	29	63	40	63.5	31	70	29	41.4	11	71	43	60.6
	800025478	6305104	Witbank High School	5	15	144	117	81.3	44	154	117	76.0	9	171	128	74.9
	800025726	6305202	Zacheus Malaza Secondary School	2	182	66	53	80.3	46	141	72	51.1	60	90	50	55.6
	800031088	6353901	Zakheni High School	2	49	80	47	58.8	55	54	34	63.0	82	78	51	65.4
	800025916	6354105	Zidobhele Secondary School	2	10	83	44	53.0	29	102	41	40.2	5	53	31	58.5
	800029629	6353801	Ziphakamiseni Secondary School	2	12	121	79	65.3	10	101	77	76.2	0	104	79	76.0

NORTHERN CAPE



NORTHERN CAPE

District Name	EMIS No	Centre No	Centre Name	Quintile	2017				2018				2019				
					No Progressed	Wrote	Achieved	% Achieved	No Progressed	Wrote	Achieved	% Achieved	No Progressed	Wrote	Achieved	% Achieved	
Frances Baard	300015402	2015402	EMMANUEL SECODARY SCHOOL	3									0	105	34	32.4	
	300012601	2012601	H/Landbouskool Noord-Kaapland	5	7	26	23	88.5	2	43	40	93.0	3	23	21	91.3	
	300017302	2017302	H/SCHOOL BANKSDRIFT	1	19	95	64	67.4	42	106	73	68.9	57	74	53	71.6	
	300013401	2013401	H/SCHOOL BORESETSE	3	13	141	78	55.3	24	145	59	40.7	35	163	79	48.5	
	300013302	2013302	H/SCHOOL DIKGATLONG	1	10	52	25	48.1	26	58	33	56.9	22	28	23	82.1	
	300015406	2015406	H/SCHOOL E P LEKHELA	2	9	51	30	58.8	13	73	53	72.6	21	59	52	88.1	
	300010706	2010706	H/SCHOOL ELIZABETH CONRADIE	9	0	14	11	78.6	1	14	13	92.9	4	22	17	77.3	
	300011303	2011303	H/SCHOOL EMANG MMOGO	2	18	109	52	47.7	42	137	86	62.8	34	89	69	77.5	
	300011401	2011401	H/SCHOOL FLOORS HIGH	4	19	79	57	72.2	22	122	96	78.7	33	107	82	76.6	
	300017407	2017407	H/SCHOOL FLOORS NO2	3	13	34	21	61.8	33	36	27	75.0	33	67	37	55.2	
	300016403	2016403	H/SCHOOL GREENPOINT	3	34	48	28	58.3	24	93	41	44.1	28	38	31	81.6	
	300012402	2012402	H/SCHOOL HOMEVALE	3	70	160	88	55.0	106	185	99	53.5	65	78	46	59.0	
	600100690	2100690	H/SCHOOL KGOMOTSO	2	41	189	142	75.1	96	205	143	69.8	54	220	125	56.8	
	300017404	2017404	H/SCHOOL MOGOMOTSI	1	60	123	106	86.2	71	136	106	77.9	70	115	92	80.0	
	300101600	2101600	H/SCHOOL PAMPIERSTAD	3	43	206	134	65.0	43	149	104	69.8	24	174	135	77.6	
	300014402	2014402	H/SCHOOL ST BONIFACE	9	0	128	114	89.1	1	126	107	84.9	13	108	92	85.2	
	300016402	2016402	H/SCHOOL TETLANYO	2	27	95	89	93.7	35	107	85	79.4	41	113	103	91.2	
	300012403	2012403	H/SCHOOL THABANE	2	22	60	46	76.7	26	75	62	82.7	22	68	52	76.5	
	300017405	2017405	H/SCHOOL TLHWAHALANG	1	17	22	17	77.3	34	69	34	49.3	30	62	44	71.0	
	300015405	2015405	H/SCHOOL TSHIRELECO	2	0	78	44	56.4	12	50	28	56.0	14	84	47	56.0	
	300012404	2012404	H/SCHOOL VUYOLWETHU	2	8	158	119	75.3	14	207	87	42.0	14	155	108	69.7	
	300014403	2014403	H/SCHOOL WILLIAM PESCOD	4	18	139	107	77.0	49	175	132	75.4	32	157	132	84.1	
	300012401	2012401	H/skool Adamantia	5	0	90	86	95.6	0	89	87	97.8	2	64	61	95.3	
	300012301	2012301	H/skool Barkly-Wes	3	7	51	31	60.8	10	50	28	56.0	26	68	34	50.0	
	300011304	2011304	H/skool Delportshoop	3	36	62	40	64.5	17	36	20	55.6	21	47	29	61.7	
	300015401	2015401	H/skool Diamantveld	5	1	125	123	98.4	0	120	118	98.3	1	148	144	97.3	
	300017401	2017401	H/skool Hartswater	4	1	54	54	100.0	1	76	76	100.0	7	41	40	97.6	
	300011402	2011402	H/skool Noord-Kaap	5	1	170	167	98.2	0	167	164	98.2	2	208	186	89.4	
	300015404	2015404	H/skool Pescodia	3	28	69	54	78.3	31	111	91	82.0	44	96	76	79.2	
	300014303	2014303	H/skool Rietvale	1	17	52	38	73.1	52	64	48	75.0	76	77	47	61.0	
	300017402	2017402	H/skool Vaalharts	5	0	45	45	100.0	0	55	53	96.4	0	54	51	94.4	
	300013402	2013402	H/skool Vaalrivier	5	3	27	25	92.6	7	17	17	100.0	0	23	19	82.6	
	300017403	2017403	H/skool Warrenton	4	1	24	23	95.8	3	31	24	77.4	2	15	15	100.0	
	300017305	2017305	H/skool Warrenvale	2	1	38	18	47.4	6	22	21	95.5	5	28	19	67.9	
	300011501	2011501	H/Tegniese Skool Kimberley	5	5	109	90	82.6	11	132	117	88.6	6	111	88	79.3	
	300016302	2016302	Ixunkhwesa Combined School	1	0	10	8	80.0	11	11	6	54.5	4	7	7	100.0	
	300015403	2015403	Kimberley Boys' High School	5	4	74	70	94.6	1	70	66	94.3	6	68	66	97.1	
	300011403	2011403	Kimberley Girls' High School	5	0	125	125	100.0	1	128	128	100.0	0	123	122	99.2	
	300010705	2010705	Re Tlameleng Special School	9	0	1	1	100.0	1	3	2	66.7	1	3	2	66.7	
	300012304	2012304	Reakantswe Intermediate School	1	1	43	33	76.7	9	39	20	51.3	5	57	15	26.3	
300016404	2016404	ROODEPAN HIGH SCHOOL	3	4	37	8	21.6	6	69	38	55.1	14	57	43	75.4		
300017307	2017307	ST Cyprian's Grammar School	9	0	14	11	78.6	1	23	15	65.2	0	12	9	75.0		
300017304	2017304	Vaalharts Gekombineerde Skool	1	7	15	13	86.7	9	13	7	53.8	8	18	13	72.2		

NORTHERN CAPE

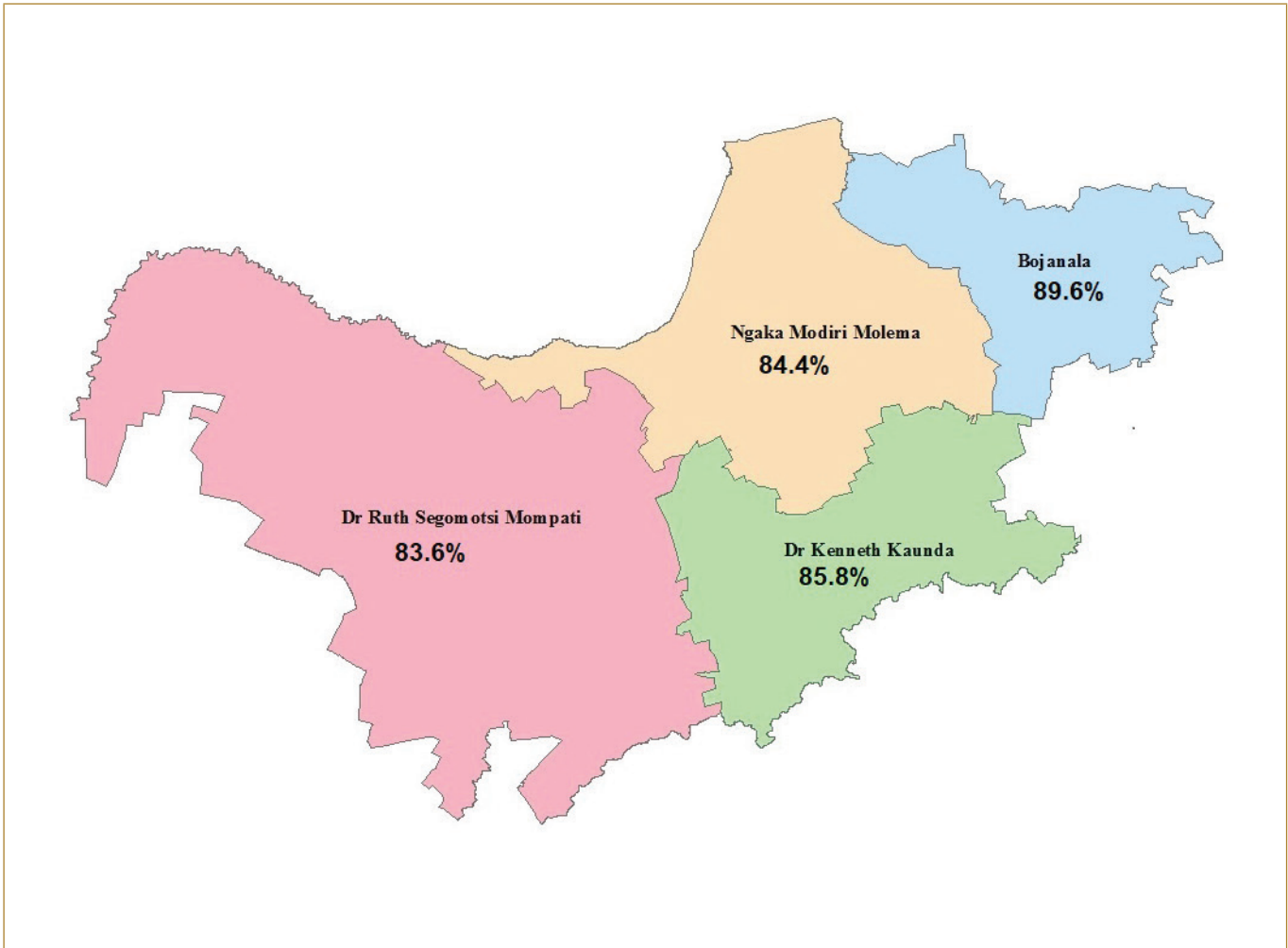
District Name	EMIS No	Centre No	Centre Name	Quintile	2017				2018				2019				
					No Progressed	Wrote	Achieved	% Achieved	No Progressed	Wrote	Achieved	% Achieved	No Progressed	Wrote	Achieved	% Achieved	
	300017409	2017409	VALSPAN HIGH SCHOOL	3	17	25	10	40.0	10	145	46	31.7	18	53	38	71.7	
John Taolo Gaetsewe	300100037	2100037	H/SCHOOL BA-GALOTLHARE	1	10	49	24	49.0	17	39	27	69.2	33	36	28	77.8	
	600104042	2104042	H/SCHOOL BA-GA-PHADIMA	3	5	27	23	85.2	29	31	14	45.2	27	41	34	82.9	
	600100055	2100055	H/SCHOOL BAITIREDI TECH	3	68	164	90	54.9	50	105	90	85.7	94	97	83	85.6	
	300045219	2045219	H/SCHOOL BANKHARA BODULONG	1	51	57	38	66.7	24	45	32	71.1	29	47	32	68.1	
	600100095	2100095	H/SCHOOL BATLHARO-TLHAPING	3	56	111	91	82.0	95	138	99	71.7	79	140	121	86.4	
	600100557	2100557	H/SCHOOL BOTHITHONG	1	6	35	30	85.7	5	35	29	82.9	15	40	26	65.0	
	600100271	2100271	H/SCHOOL DIBOTSWA	1	75	69	66	95.7	42	63	58	92.1	71	91	73	80.2	
	600100397	2100397	H/SCHOOL GALALETSANG	3	50	115	77	67.0	81	125	89	71.2	83	116	74	63.8	
	300044208	2044208	H/SCHOOL GAMAGARA	1	13	28	18	64.3	28	48	29	60.4	28	32	18	56.3	
	600100526	2100526	H/SCHOOL IKAKANYENG	1	7	8	5	62.5	14	15	8	53.3	29	23	19	82.6	
	300100573	2100573	H/SCHOOL ITLOTLENG	1	17	63	23	36.5	8	39	22	56.4	7	40	22	55.0	
	600100769	2100769	H/SCHOOL K P TOTO TECH & COMM	1	28	61	37	60.7	19	128	116	90.6	57	141	100	70.9	
	600100774	2100774	H/SCHOOL K S SHUPING	1	65	19	14	73.7	41	59	35	59.3	56	73	40	54.8	
	600100646	2100646	H/SCHOOL KEGOMODITSWE	1	26	31	20	64.5	20	28	18	64.3	10	23	19	82.6	
	600100873	2100873	H/SCHOOL LESEDI	1	45	38	33	86.8	59	43	33	76.7	61	31	31	100.0	
	600101402	2101402	H/SCHOOL MOSHAWENG	1	6	26	20	76.9	24	41	19	46.3	7	48	46	95.8	
	300101486	2101486	H/SCHOOL NAMETSEGANG	1	39	86	66	76.7	17	65	50	76.9	16	97	64	66.0	
	300101562	2101562	H/SCHOOL OLEBOGENG	1	12	43	31	72.1	6	41	27	65.9	15	43	23	53.5	
	600101617	2101617	H/SCHOOL PHAKANE	3	34	23	13	56.5	34	36	31	86.1	35	45	43	95.6	
	300101655	2101655	H/SCHOOL PITSO-JANTJIE	3	53	45	40	88.9	35	83	69	83.1	77	55	54	98.2	
	300101821	2101821	H/SCHOOL REKGARATLHILE	3	32	91	63	69.2	68	72	34	47.2	45	40	32	80.0	
	600101827	2101827	H/SCHOOL REMMOGO	3	115	125	91	72.8	178	159	106	66.7	101	79	70	88.6	
	600101920	2101920	H/SCHOOL SEGOPOTSO	3	15	22	11	50.0	1	17	11	64.7	9	17	16	94.1	
	300045401	2045401	H/skool Kalahari	5	5	154	135	87.7	14	159	135	84.9	3	139	125	89.9	
	300044402	2044402	H/skool Kathu	5	27	122	99	81.1	15	148	127	85.8	15	159	114	71.7	
	300044302	2044302	H/skool Langberg	3	56	71	40	56.3	14	40	28	70.0	14	58	50	86.2	
	300045403	2045403	H/skool Wrenchville	3	16	52	45	86.5	25	56	34	60.7	22	49	45	91.8	
	300045303	2045303	Hotazel Combined School	3	9	32	16	50.0	8	33	15	45.5	4	34	25	73.5	
	Namaqua	300034302	2034302	Brandvlei Intermediate School	2					3	29	20	69.0	3	15	15	100.0
		300032302	2032302	F J Smit Intermediate School	5	6	20	18	90.0	7	21	20	95.2	6	15	14	93.3
		300034206	2034206	H/skool Aggeneys	5	0	24	23	95.8	0	27	20	74.1	3	29	25	86.2
		300031402	2031402	H/skool Alexanderbaai	5	0	40	28	70.0	1	32	25	78.1	4	38	31	81.6
		300034304	2034304	H/skool Boesmanland	4	4	40	29	72.5	7	45	36	80.0	10	49	42	85.7
300033402		2033402	H/skool Calvinia	5	4	27	24	88.9	3	22	18	81.8	1	26	26	100.0	
300031401		2031401	H/skool Concordia	4	4	87	80	92.0	2	80	74	92.5	5	75	74	98.7	
300033301		2033301	H/skool Fraserburg	2	2	23	16	69.6	3	24	23	95.8	0	17	17	100.0	
300033302		2033302	H/skool Garies	5	0	22	20	90.9	4	38	33	86.8	3	43	42	97.7	
300033401		2033401	H/skool Hantam	4	25	40	35	87.5	8	59	49	83.1	11	67	56	83.6	
300032305		2032305	H/skool Kharkhams	1	4	21	17	81.0	9	32	30	93.8	6	46	46	100.0	
300033211		2033211	H/skool Loeriesfontein	4	2	18	17	94.4	3	10	8	80.0	5	16	14	87.5	
300031302		2031302	H/skool Nababeep	5	3	50	40	80.0	3	42	35	83.3	3	43	30	69.8	
300032401		2032401	H/skool Namakwaland	5	1	80	76	95.0	4	82	80	97.6	3	122	112	91.8	
300034309		2034309	H/skool O'kiep	4	4	39	28	71.8	9	45	41	91.1	4	38	34	89.5	

NORTHERN CAPE

District Name	EMIS No	Centre No	Centre Name	Quintile	2017				2018				2019			
					No Progressed	Wrote	Achieved	% Achieved	No Progressed	Wrote	Achieved	% Achieved	No Progressed	Wrote	Achieved	% Achieved
Z F MGCWU	300042401	2042401	H/skool Oranjezicht	4	25	82	62	75.6	9	133	65	48.9	33	60	49	81.7
	300044403	2044403	H/skool Postmasburg	5	0	60	56	93.3	1	72	66	91.7	0	52	47	90.4
	300041301	2041301	H/skool Rietfontein	1	5	67	38	56.7	9	59	47	79.7	8	46	37	80.4
	300043306	2043306	H/skool S C Kearns	4	36	91	66	72.5	31	122	89	73.0	40	105	68	64.8
	300042403	2042403	H/skool Saul Damon	3	84	151	123	81.5	45	170	143	84.1	38	155	114	73.5
	300041403	2041403	H/skool Upington	5	1	105	103	98.1	1	122	121	99.2	0	112	110	98.2
	300042402	2042402	Paballelo High School	1	39	89	69	77.5	43	64	56	87.5	77	54	48	88.9
	300044404	2044404	Ratang-Thuto High School	2	7	74	51	68.9	5	84	51	60.7	20	145	67	46.2



NORTH WEST



NORTH WEST																
District Name	EMIS No	Centre No	Centre Name	Quintile	2017				2018				2019			
					No Progressed	Wrote	Achieved	% Achieved	No Progressed	Wrote	Achieved	% Achieved	No Progressed	Wrote	Achieved	% Achieved
BOJANALA PLATINUM DISTRICT	600100010	9111003	ACADAMY FOR CHRISTIAN EDUCATION	9	0	38	37	97.4	0	30	27	90.0	0	31	31	100.0
	600100022	9121005	ALFRED MAUBANE SCHOOL	2	24	74	55	74.3	15	44	33	75.0	12	62	56	90.3
	600100045	9121008	BADUMEDI SECONDARY SCHOOL	1	17	49	44	89.8	27	40	32	80.0	7	34	28	82.4
	600100046	9121009	BAFEDILE SECONDARY SCHOOL	3	28	60	56	93.3	24	54	47	87.0	32	52	50	96.2
	600100048	9152002	BAFOKENG HIGH SCHOOL	4	3	203	152	74.9	57	123	102	82.9	39	99	94	94.9
	600100065	9152004	BAKWENA HIGH SCHOOL	2					29	62	60	96.8	9	82	78	95.1
	600100091	9132009	BATLENG HIGH SCHOOL	1					25	44	39	88.6	18	25	25	100.0
	600100504	9152013	BERGSIG HIGH SCHOOL	5	0	191	190	99.5	0	177	176	99.4	0	170	170	100.0
	600100137	9152014	BOIKAGONG SECONDARY SCHOOL	3	8	216	131	60.6	3	185	130	70.3	70	120	103	85.8
	600105062	9152224	BOITEKONG SEC SCHOOL	3	44	306	230	75.2	36	302	226	74.8	34	286	223	78.0
	600100210	9111017	BOTLHABELO HIGH SCHOOL	3	50	143	129	90.2	47	166	137	82.5	95	169	142	84.0
	600100505	9111020	BRITS HIGH SCHOOL	4	1	132	130	98.5	0	141	141	100.0	0	118	116	98.3
	600103619	9111022	CENTRAL SECONDARY	4	3	77	71	92.2	7	96	86	89.6	3	108	94	87.0
	600100236	9152016	CHARORA HIGH SCHOOL	1	41	149	121	81.2	39	133	92	69.2	40	92	89	96.7
	600105359	9118038	DIPHETOGO SECONDARY SCHOOL	2					27	77	66	85.7	28	33	31	93.9
	600105253	9111264	EAGLE CHRISTIAN COLLEGE	9	7	46	39	84.8	5	48	43	89.6	4	49	44	89.8
	600100353	9111034	ELE TSA SECONDARY SCHOOL	2					0	122	81	66.4	19	91	83	91.2
	600100370	9152193	FIELDS COLLEGE	4	1	92	91	98.9	0	85	85	100.0	0	107	107	100.0
	600105075	9152233	FREEDOM PARK SECONDARY SCHOOL	3	4	146	114	78.1	0	145	104	71.7	11	127	102	80.3
	600100379	9111038	FUMANE SECONDARY SCHOOL	3					2	80	77	96.3	21	121	85	70.2
	600100385	9132021	GABONEWE SECONDARY SCHOOL	1					4	50	45	90.0	0	34	30	88.2
	600100414	9132023	GAOPOTLAKE SECONDARY SCHOOL	3	17	63	47	74.6	20	38	35	92.1	29	42	41	97.6
	600100416	9132024	GAOTIME SECONDARY SCHOOL	1	13	19	12	63.2	21	33	10	30.3	6	31	26	83.9
	600100423	9121041	GASEITSIWE HIGH SCHOOL	1	16	45	39	86.7	19	23	20	87.0	33	34	28	82.4
	600105061	9152227	GEELHOUT PARK SECONDARY	4	2	107	90	84.1	22	123	82	66.7	21	121	97	80.2
	600100506	9152026	GRENSWAG HIGH SCHOOL	4	0	166	157	94.6	2	185	143	77.3	2	139	117	84.2
	600100472	9152027	GRENVILLE HIGH SCHOOL	4	1	171	167	97.7	1	181	173	95.6	1	182	166	91.2
	600100497	9152028	H F TLOU HIGH SCHOOL	3	15	231	211	91.3	1	156	149	95.5	2	161	153	95.0
	600100501	9152029	H T S RUSTENBURG	4	2	63	58	92.1	3	69	52	75.4	7	100	87	87.0
	600105414	9119008	HAMAKOM PRIVAATSKOOL	9									0	10	8	80.0
	600105159	9159009	HARMONY CHRISTIAN SCHOOL	9									0	9	5	55.6
	600100507	9111047	HARTBEESPOORT HIGH SCHOOL	5	0	164	163	99.4	0	180	174	96.7	0	154	151	98.1
	600101448	9111048	HEBRON TECH AND COMM HIGH SCHOOL	3					67	126	107	84.9	23	88	74	84.1
600100493	9121049	HENDRIK MAKAPAN HIGH SCHOOL	3	12	94	66	70.2	34	68	41	60.3	24	62	52	83.9	

NORTH WEST

District Name	EMIS No	Centre No	Centre Name	Quintile	2017				2018				2019			
					No Progressed	Wrote	Achieved	% Achieved	No Progressed	Wrote	Achieved	% Achieved	No Progressed	Wrote	Achieved	% Achieved
BOJANALA PLATINUM DISTRICT	600100495	9132030	HERMAN THEBE HIGH SCHOOL	3					16	71	48	67.6	22	38	38	100.0
	600100511	9132031	HOLY FAMILY COMBINED SCHOOL	4	0	76	74	97.4	1	87	71	81.6	7	75	63	84.0
	600100528	9121054	IKANENG HIGH SCHOOL	1	4	20	20	100.0	7	22	20	90.9	3	19	16	84.2
	600100530	9111055	IKATISONG SECONDARY SCHOOL	3					34	126	99	78.6	6	111	90	81.1
	600100534	9152032	IKETLETSO SECONDARY SCHOOL	2	23	215	193	89.8	0	200	186	93.0	0	154	152	98.7
	600100567	9121059	ITHUTENG COMMERCIAL HIGH SCHOOL	3	57	115	78	67.8	25	105	90	85.7	19	76	71	93.4
	600105127	9111262	ITSOSENG COMBINED SCHOOL	2					28	54	46	85.2	33	56	51	91.1
	600100582	9132036	ITUMELENG SECONDARY SCHOOL	3	7	97	80	82.5	35	95	85	89.5	62	73	65	89.0
	600100599	9132038	J M NTSIME SCHOOL	4	6	143	105	73.4	39	200	123	61.5	6	175	143	81.7
	600100598	9111061	JETHRO PELLE HIGH SCHOOL	1					19	41	29	70.7	17	41	35	85.4
	600100600	9111062	JOHANE MOKOLOBETSI SECONDARY SCHOOL	1	42	121	117	96.7	48	162	136	84.0	51	144	139	96.5
	600100615	9132039	KALAFI HIGH SCHOOL	3					10	20	19	95.0	5	15	15	100.0
	600100653	9152200	KELE COMBINED SCHOOL	9	0	36	28	77.8	2	36	34	94.4	0	19	19	100.0
	600100655	9152065	KELEDI SECONDARY SCHOOL	3	55	147	125	85.0	11	123	90	73.2	50	70	59	84.3
	600100671	9132044	KGALATLOWE HIGH SCHOOL	2					25	87	75	86.2	6	106	86	81.1
	600100673	9132045	KGAMANYANE HIGH SCHOOL	2	0	52	44	84.6	28	55	40	72.7	0	14	14	100.0
	600100675	9121063	KGAPHAMADI SCHOOL	2	61	131	108	82.4	55	110	99	90.0	45	80	74	92.5
	600100677	9158039	KGATSHENG-THABISO SEC SCHOOL	3	46	162	132	81.5	0	194	173	89.2	42	156	120	76.9
	600100695	9132049	KGOSIBODIBA COMMERCIAL SEC SCHOOL	3					4	51	38	74.5	7	39	34	87.2
	600100706	9152050	KHAYALETHU SEC SCHOOL	1	9	97	58	59.8	14	86	60	69.8	11	73	55	75.3
	600100736	9111070	KLIPGAT HIGH SCHOOL	1					11	99	95	96.0	32	75	73	97.3
	600100768	9162056	KOSTER HIGH SCHOOL	3					0	39	37	94.9	0	39	37	94.9
	600100793	9132058	KWENA TLASE SEC SCHOOL	1	27	91	78	85.7	8	44	38	86.4	17	82	55	67.1
	600100815	9132059	LANGA-LA-SEMBO HIGH SCHOOL	1					9	37	31	83.8	13	39	29	74.4
	600100867	9132061	LEROME SECONDARY SCHOOL	1	16	110	84	76.4	11	90	77	85.6	33	64	61	95.3
	600100868	9152063	LEROTHODI HIGH SCHOOL	3					20	39	34	87.2	13	38	35	92.1
	600100877	9152064	LESELE SECONDARY SCHOOL	2	0	47	13	27.7	21	38	24	63.2	17	28	24	85.7
	600103620	9111085	LIGHTHOUSE CHRISTIAN COLLEGE	9	0	36	36	100.0	0	29	29	100.0	0	27	24	88.9
	600100910	9121086	LOALANE SEC SCHOOL	1	48	54	49	90.7	23	59	58	98.3	22	69	67	97.1
	600100911	9121087	LOBANG HIGH SCHOOL	1	0	18	15	83.3	0	24	16	66.7	0	14	9	64.3
600100932	9111090	LOT MASHIANE SECONDARY SCHOOL	1					15	58	55	94.8	36	61	52	85.2	
600100964	9111095	MACHADAM COMBINED SCHOOL	3	2	29	29	100.0	1	21	20	95.2	7	16	16	100.0	

NORTH WEST																
District Name	EMIS No	Centre No	Centre Name	Quintile	2017				2018				2019			
					No Progressed	Wrote	Achieved	% Achieved	No Progressed	Wrote	Achieved	% Achieved	No Progressed	Wrote	Achieved	% Achieved
BOJANALA PLATINUM DISTRICT	600102191	9111072	MADIBA-A-TOLOANE HIGH SCHOOL	2					59	95	93	97.9	53	106	105	99.1
	600101040	9132073	MAKUKA MIDDLE SCHOOL	1	0	28	19	67.9	2	29	27	93.1	12	27	26	96.3
	600101043	9111104	MALATSE-MOTSEPE HIGH SCHOOL	3	32	103	102	99.0	40	99	91	91.9	37	83	79	95.2
	600101048	9132074	MALEFO HIGH SCHOOL	1					30	91	82	90.1	24	90	87	96.7
	600101221	9121107	MAMODIBO HIGH SCHOOL	2	34	84	78	92.9	22	84	81	96.4	18	106	103	97.2
	600101066	9132075	MANAMAKGOTHA HIGH SCHOOL	1	1	164	93	56.7	0	103	99	96.1	0	99	85	85.9
	600101111	9152080	MARIKANA HIGH SCHOOL	1	7	74	72	97.3	25	107	91	85.0	26	87	82	94.3
	600101118	9111114	MARUATONA DIKOBÉ HIGH SCHOOL	1					15	40	35	87.5	2	31	28	90.3
	600101137	9152082	MATALE SECONDARY SCHOOL	3					0	76	67	88.2	15	42	27	64.3
	600101140	9152083	MATETENENE HIGH SCHOOL	2	17	106	87	82.1	0	66	50	75.8	20	95	65	68.4
	600101147	9121115	MATLAISANE SEC SCHOOL	3	41	84	71	84.5	60	134	84	62.7	44	47	45	95.7
	600101155	9152087	MATLHARE MOKAUTU HIGH SCHOOL	2	31	99	73	73.7	31	95	80	84.2	32	89	83	93.3
	600101167	9152089	MATSUKUBYANE SECONDARY SCHOOL	2					0	57	52	91.2	5	101	88	87.1
	600102384	9111118	MEERHOF SCHOOL	9	1	17	16	94.1	0	11	11	100.0	0	9	9	100.0
	600105344	9152092	MERIDIAN RUSTENBURG SECONDARY SCHOOL	9	2	78	72	92.3	11	59	53	89.8	0	69	64	92.8
	600105188	9152235	MERITI SECONDARY SCHOOL	3	3	124	110	88.7	3	125	114	91.2	10	111	110	99.1
	600101200	9111120	MICHA KGASI HIGH SCHOOL	2					29	85	75	88.2	19	77	72	93.5
	600104032	9111121	MICHAEL MODISAKENG SECONDARY SCHOOL	1	6	144	118	81.9	28	116	84	72.4	11	97	91	93.8
	600105358	9111155	MMADIKETE LION SECONDARY SCHOOL	1					52	66	62	93.9	61	82	77	93.9
	600101212	9121124	MMAKAUNYANA SEC SCHOOL	2	33	91	54	59.3	51	31	20	64.5	23	37	32	86.5
	600101222	9111127	MMAMOGWAI SECONDARY SCHOOL	3					0	25	21	84.0	6	28	23	82.1
	600101226	9152095	MMANAPE HIGH SCHOOL	3	32	87	52	59.8	6	85	78	91.8	17	100	94	94.0
	600101228	9121128	MMANKALA TECH and COMM HIGH SCHOOL	3	25	87	69	79.3	15	66	62	93.9	14	79	75	94.9
	600101229	9111129	MMANOTSHE MODUANE HIGH SCHOOL	3					61	55	51	92.7	52	67	57	85.1
	600101249	9132096	MOCHUDI SECONDARY SCHOOL	2	3	38	28	73.7	17	39	16	41.0	29	40	35	87.5
	600101266	9132099	MODISE SECONDARY SCHOOL	2	8	14	8	57.1	8	14	11	78.6	1	19	19	100.0
	600101274	9162218	MOEDWIL SECONDARY SCHOOL	1					10	44	31	70.5	21	58	36	62.1
	600101275	9132100	MOEFI HIGH SCHOOL	2					9	29	23	79.3	1	23	19	82.6
	600101284	9111137	MOGALE SEC SCHOOL	2	26	83	46	55.4	17	48	31	64.6	34	46	45	97.8
	600103625	9152104	MOJAGEDI SECONDARY SCHOOL	1					4	30	24	80.0	14	30	27	90.0
	600101335	9121143	MOLEBATSI SEC SCHOOL	2	15	85	67	78.8	6	75	52	69.3	31	86	81	94.2

NORTH WEST

District Name	EMIS No	Centre No	Centre Name	Quintile	2017				2018				2019			
					No Progressed	Wrote	Achieved	% Achieved	No Progressed	Wrote	Achieved	% Achieved	No Progressed	Wrote	Achieved	% Achieved
BOJANALA PLATINUM DISTRICT	600101350	9152106	MOLOTLEGI SECONDARY SCHOOL	3					0	65	56	86.2	28	57	48	84.2
	600101374	9132108	MORARE SCHOOL	3					6	82	72	87.8	1	42	41	97.6
	600101375	9121144	MORATWE HIGH SCHOOL	1	9	29	18	62.1	8	20	17	85.0	2	12	9	75.0
	600101423	9111147	MOTHOTLUNG SCHOOL	3	27	71	68	95.8	52	162	148	91.4	57	82	77	93.9
	600101434	9132110	MOTLHAPUTSENG SCHOOL	3					0	75	70	93.3	6	81	78	96.3
	600101445	9121151	MOTSHEGOA HIGH SCHOOL	3	14	62	45	72.6	7	26	26	100.0	7	34	29	85.3
	600101457	9121153	MOTSWATEMENG HIGH SCHOOL	1	13	41	29	70.7	11	35	24	68.6	20	36	31	86.1
	600101467	9162113	MPHE-BANA SECONDARY SCHOOL	2					20	138	107	77.5	19	161	142	88.2
	600101469	9132114	MPHELA MIDDLE SCHOOL	1	2	12	11	91.7	5	10	4	40.0	4	16	11	68.8
	600101482	9152116	NAAUWPOORT HIGH SCHOOL	1	3	29	27	93.1	0	30	21	70.0	1	36	35	97.2
	600101489	9121156	NCHAUPE HIGH SCHOOL	3	28	81	60	74.1	37	69	56	81.2	32	37	33	89.2
	600105347	9158037	NEW COVENANT ACADEMY	9	4	20	9	45.0	0	10	6	60.0	0	13	12	92.3
	600101511	9132117	NKOBONG HIGH SCHOOL	3	0	31	26	83.9	1	30	22	73.3	8	39	35	89.7
	600101536	9111160	NTOLO SECONDARY SCHOOL	3					28	69	61	88.4	33	50	50	100.0
	600101544	9152120	NURAL-IMAN-MUSLIM SCHOOL	9	0	15	15	100.0	0	15	13	86.7	0	16	13	81.3
	600101563	9132122	OLEFILE HIGH SCHOOL	2					9	34	30	88.2	7	33	33	100.0
	600101681	9152129	PRES MANGOPE TECH HIGH SCHOOL	4	0	239	206	86.2	2	260	253	97.3	3	239	239	100.0
	600101692	9111170	PUO-PHA SECONDARY SCHOOL	2					2	7	6	85.7	0	4	4	100.0
	600104059	9111171	RABBONI CHRISTIAN SCHOOL	9	5	45	43	95.6	2	34	30	88.2	2	34	28	82.4
	600101708	9112131	RAKGATLA HIGH SCHOOL	3	27	42	36	85.7	28	75	66	88.0	32	71	68	95.8
	600101711	9132132	RAKOKO SEN SEC SCHOOL	3					18	121	108	89.3	1	81	80	98.8
	600101738	9132137	RAMOROKO SECONDARY SCHOOL	2					1	16	8	50.0	8	23	13	56.5
	600101743	9132138	RAMOTSHODI HIGH SCHOOL	3					19	32	25	78.1	15	29	20	69.0
	600101755	9132142	RAPHURELE HIGH SCHOOL	2	13	104	59	56.7	16	72	23	31.9	13	64	58	90.6
	600101769	9152143	RAUWANE SEPENG SEN SEC SCHOOL	4	17	204	136	66.7	3	112	91	81.3	16	141	112	79.4
	600101789	9162146	REEBONE SEC SCHOOL	2					35	81	69	85.2	23	95	84	88.4
	600101809	9132147	REIPUSENG HIGH SCHOOL	3					0	46	40	87.0	8	53	48	90.6
	600101823	9111186	REKOPANTSWE HIGH SCHOOL	3					20	27	26	96.3	1	29	28	96.6
	600101839	9152148	REHUSEGILE SEC SCHOOL	3	16	102	82	80.4	8	94	83	88.3	3	101	89	88.1
	600100509	9152153	RUSTENBURG HIGH SCHOOL	4	0	236	232	98.3	3	280	274	97.9	6	273	260	95.2
	600101866	9152154	RUSTENBURG OPVOEDKUNDIGE KOLLEGE	9	0	37	37	100.0	3	35	35	100.0	2	38	38	100.0
	600101900	9132236	SEDIBELO SECONDARY SCHOOL	3	0	87	81	93.1	16	107	100	93.5	10	68	67	98.5
600101915	9132159	SEFUTSWELO HIGH SCHOOL	3					6	34	24	70.6	23	43	39	90.7	
600101933	9152162	SEKETE IV HIGH SCHOOL	4	0	163	120	73.6	1	172	115	66.9	0	146	106	72.6	
600101939	9121202	SEKITLA HIGH SCHOOL	3	31	130	83	63.8	50	44	34	77.3	44	52	51	98.1	

NORTH WEST																
District Name	EMIS No	Centre No	Centre Name	Quintile	2017				2018				2019			
					No Progressed	Wrote	Achieved	% Achieved	No Progressed	Wrote	Achieved	% Achieved	No Progressed	Wrote	Achieved	% Achieved
BOJANALA PLATINUM DISTRICT	600101953	9132163	SEMETSA SECONDARY SCHOOL	3					15	33	30	90.9	0	22	22	100.0
	600101954	9121204	SEMPAPA SECONDARY SCHOOL	3	1	47	39	83.0	18	70	58	82.9	17	70	54	77.1
	600101987	9132166	SEWAGODIMO TECH AND COMM HIGH	1					9	35	35	100.0	12	40	40	100.0
	600101989	9132167	SHADRACK F ZIBI SEC SCHOOL	3					3	10	7	70.0	1	18	16	88.9
	600105412	9129012	ST ATHANASIUS ORTHODOX CHRISTIAN SC	9									0	16	15	93.8
	600102017	9132169	ST ANNE'S HIGH SCHOOL	4					0	55	49	89.1	0	33	33	100.0
	600102027	9111211	ST TERESA HIGH SCHOOL	3	18	36	33	91.7	53	41	39	95.1	17	44	44	100.0
	600105313	9151007	SUNRISE VIEW SECONDARY SCHOOL	4	0	91	87	95.6	0	170	158	92.9	0	168	165	98.2
	600100430	9162172	SWARTRUGGENS COMBINED	4					0	18	18	100.0	0	18	14	77.8
	600102071	9111216	THABA-MORULA HIGH SCHOOL	3	11	113	95	84.1	20	65	52	80.0	10	80	64	80.0
	600102090	9132175	THEBE-YA-TLHAJWA SECONDARY SCHOOL	1					5	66	60	90.9	11	53	45	84.9
	600102096	9152177	THETHE HIGH SCHOOL	3	12	146	131	89.7	27	129	114	88.4	14	95	89	93.7
	600102109	9121221	THULARE HIGH SCHOOL	3	24	72	57	79.2	32	101	68	67.3	22	51	42	82.4
	600105319	9152155	THUTO-KITSO RUSTENBURG CORR SERVICE	3	0	23	16	69.6	0	10	10	100.0	0	15	13	86.7
	600103615	9111223	THUTO-PELE HIGH SCHOOL	3					32	91	86	94.5	90	100	91	91.0
	600102134	9132237	TIDIMANE SECONDARY SCHOOL	3	2	57	43	75.4	3	72	43	59.7	7	46	39	84.8
	600102142	9152180	TIRELONG SECONDARY SCHOOL	3	2	26	24	92.3	0	30	24	80.0	0	34	29	85.3
	600102153	9152182	TLHABANE TECH AND COMM HIGH SCHOOL	4	19	222	199	89.6	6	151	142	94.0	0	192	182	94.8
	600102213	9132184	TSHAILE HIGH SCHOOL	3	2	25	22	88.0	8	32	27	84.4	1	34	33	97.1
	600102227	9111231	TSHEPAGALANG HIGH SCHOOL	9					14	57	51	89.5	16	75	70	93.3
	600102248	9132043	TSHOMANKANE HIGH SCHOOL	1	0	16	13	81.3	4	22	13	59.1	1	22	17	77.3
	600102250	9152187	TSHUKUDU HIGH SCHOOL	3	7	121	110	90.9	8	129	101	78.3	23	98	90	91.8
	600102264	9111237	TSOGO SECONDARY SCHOOL	3	5	139	135	97.1	5	129	119	92.2	10	121	117	96.7
	600102269	9132189	TSWAIDI HIGH SCHOOL	3	0	55	33	60.0	13	68	42	61.8	33	51	45	88.2
	600102293	9121241	UTSANE HIGH SCHOOL	3	16	112	68	60.7	15	50	43	86.0	22	52	49	94.2
	600100510	9111242	WAGPOS HIGH SCHOOL	4	2	147	144	98.0	0	146	145	99.3	0	149	142	95.3
	600102349	9121244	ZACHARIA MANKGATLENG SECONDARY	2	3	59	43	72.9	17	67	47	70.1	17	50	42	84.0
	600102359	9152191	ZINNIIVILLE SECONDARY	4	3	97	92	94.8	0	78	74	94.9	0	99	85	85.9

NORTH WEST

District Name	EMIS No	Centre No	Centre Name	Quintile	2017				2018				2019			
					No Progressed	Wrote	Achieved	% Achieved	No Progressed	Wrote	Achieved	% Achieved	No Progressed	Wrote	Achieved	% Achieved
DR. K. KAUNDA DISTRICT	600105078	9215184	ALABAMA COMBINED SCHOOL	2	2	53	36	67.9	2	64	37	57.8	3	66	36	54.5
	600100020	9215003	ALABAMA SECONDARY	4	36	145	74	51.0	55	123	85	69.1	62	93	47	50.5
	600104089	9215004	AL-HUDA MUSLIM SCHOOL	9	0	10	10	100.0	0	14	14	100.0	0	16	16	100.0
	600100026	9215005	ARE-FADIMEHENG	3	35	193	108	56.0	45	174	120	69.0	48	119	93	78.2
	600105122	9225183	B A SEOBI SECONDARY SCHOOL	3	3	195	192	98.5	9	199	194	97.5	11	144	142	98.6
	600100160	9225009	BOITSHOKO HIGH SCHOOL	1	66	143	91	63.6	16	64	43	67.2	51	125	88	70.4
	600100190	9215010	BORAKANELO SECONDARY SCHOOL	3	131	145	109	75.2	33	166	113	68.1	11	152	139	91.4
	600100202	9205011	BOSKUIL COMBINED SCHOOL	1	4	11	10	90.9	3	12	9	75.0	1	9	9	100.0
	600100213	9225012	BOTOKA COMPREHENSIVE SCHOOL	3	24	200	75	37.5	8	210	175	83.3	0	114	106	93.0
	600100238	9215014	CHRIS HANI SECONDARY SCHOOL	3	19	38	34	89.5	20	39	33	84.6	13	38	35	92.1
	600100241	9215016	COCEKANI HIGH SCHOOL	2	17	25	20	80.0	9	29	28	96.6	19	18	16	88.9
	600100303	9215019	DIRANG KA NATLA COMPREHENSIVE HIGH	3	14	63	26	41.3	26	52	30	57.7	31	52	40	76.9
	600100348	9215022	EDUCATORS HIGH SCHOOL	9	3	14	9	64.3	3	16	12	75.0	2	10	8	80.0
	600100517	9225024	FERDINAND POSTMA	4	0	95	95	100.0	0	86	86	100.0	1	94	94	100.0
	600100389	9215026	GAENTHONE SECONDARY SCHOOL	3	44	46	37	80.4	27	50	41	82.0	37	40	36	90.0
	600100428	9205028	GATELAPELE SECONDARY SCHOOL	3	16	88	78	88.6	55	110	88	80.0	97	127	107	84.3
	600100734	9215031	H T S KLERKSDORP	4	2	231	209	90.5	2	194	183	94.3	6	211	183	86.7
	600100500	9225032	H T S POTCHEFSTROOM	4	14	158	143	90.5	7	111	104	93.7	5	132	109	82.6
	600100502	9225034	HOER VOLKSKOOL	4	1	196	192	98.0	2	198	190	96.0	0	147	146	99.3
	600100626	9215042	KANANA SEC SCHOOL	2	16	80	55	68.8	50	103	65	63.1	39	56	52	92.9
	600100733	9215051	KLERKSDORP HIGH SCHOOL	5	2	152	151	99.3	2	132	131	99.2	1	167	165	98.8
	600100731	9215053	KLERKSDORP SECONDARY	4	5	52	37	71.2	0	45	28	62.2	0	55	45	81.8
	600100871	9205060	LERUNTSE-LESEDI SEC SCHOOL	3	4	58	54	93.1	14	53	39	73.6	45	92	86	93.5
	600100892	9215062	LETLHASEDI COMBINED SCHOOL	1	5	51	38	74.5	12	25	22	88.0	16	24	23	95.8
	600105124	9205182	MAITEMOGELO SEC SCHOOL	3	20	34	32	94.1	19	68	55	80.9	34	63	56	88.9
	600101154	9215068	MATLHALENG HIGH SCHOOL	2	27	89	46	51.7	22	78	51	65.4	61	96	76	79.2
	600101159	9215069	MATLOSANE SEN SEC SCHOOL	3	48	217	160	73.7	2	105	95	90.5	5	128	117	91.4
	600101203	9215071	MILNER HIGH SCHOOL	4	0	154	131	85.1	2	174	137	78.7	2	122	105	86.1
	600101241	9215072	MMOKENG SECONDARY SCHOOL	3	51	98	61	62.2	30	105	66	62.9	12	130	87	66.9
	600101280	9215073	MOFATLHOSI SECONDARY SCHOOL	3	34	55	25	45.5	37	56	42	75.0	21	41	38	92.7
600104291	9215169	NEW VISION SECONDARY SCHOOL	4	7	156	142	91.0	5	151	121	80.1	3	132	119	90.2	
600101508	9215079	NKANG-MAHLALE SECONDARY SCHOOL	2	29	79	62	78.5	0	73	55	75.3	65	155	121	78.1	
600101534	9205081	NTLATSENG PUBLIC COMBINED SCHOOL	1	3	7	4	57.1	0	12	3	25.0	1	7	6	85.7	

NORTH WEST																
District Name	EMIS No	Centre No	Centre Name	Quintile	2017				2018				2019			
					No Progressed	Wrote	Achieved	% Achieved	No Progressed	Wrote	Achieved	% Achieved	No Progressed	Wrote	Achieved	% Achieved
DR. K. KAUNDA DISTRICT	600101582	9215086	ORKNEY HIGH SCHOOL	4	4	60	50	83.3	3	40	39	97.5	6	49	45	91.8
	600104247	9215156	OVERVAAL PRIVAAT SKOOL	9	0	9	9	100.0	0	15	13	86.7	0	15	12	80.0
	600101620	9215090	PHAKELA COMBINED SCHOOL	1	2	26	12	46.2	14	16	12	75.0	21	14	14	100.0
	600101639	9225092	PHIRI HIGH SCHOOL	3	22	97	55	56.7	55	49	36	73.5	58	59	55	93.2
	600104104	9215093	PINNACLE PRIM and SEC BOARDING SCHOOL	9	0	24	23	95.8	0	20	16	80.0	2	19	15	78.9
	600101661	9225094	POELANO HIGH SCHOOL	3	7	38	24	63.2	0	52	45	86.5	23	60	41	68.3
	600101672	9225095	POTCHEFSTROOM BOYS HIGH	4	2	85	72	84.7	3	85	70	82.4	8	64	55	85.9
	600101674	9225098	POTCHEFSTROOM GIMNASIUM	4	0	162	162	100.0	0	191	191	100.0	0	154	154	100.0
	600101675	9225099	POTCHEFSTROOM GIRLS HIGH	4	0	92	91	98.9	0	103	103	100.0	0	74	74	100.0
	600101676	9225100	POTCHEFSTROOM SECONDARY	3	6	56	48	85.7	26	64	59	92.2	11	62	52	83.9
	600101683	9225104	PROMOSA SECONDARY SCHOOL	3	55	112	64	57.1	10	106	61	57.5	25	81	46	56.8
	600101771	9205106	REABONA SECONDARY SCHOOL	3	50	109	92	84.4	29	82	63	76.8	42	52	49	94.2
	600101804	9225107	REGOROGILE COMBINED SCHOOL	3	25	19	10	52.6	0	5	4	80.0	2	8	8	100.0
	600101835	9225108	RESOLOFETSE SECONDARY SCHOOL	4	9	35	30	85.7	17	48	29	60.4	22	46	42	91.3
	600101887	9215110	SCHOONSPRUIT HIGH SCHOOL	4	1	147	147	100.0	6	139	138	99.3	5	133	120	90.2
	600101928	9225116	SEIPHEMELO SECONDARY SCHOOL	3	3	163	113	69.3	27	70	63	90.0	32	83	72	86.7
	600102035	9215118	STILFONTEIN HIGH SCHOOL	4	20	71	51	71.8	13	77	62	80.5	6	64	55	85.9
	600102126	9215125	THUTO THEBE SECONDARY SCHOOL	3	31	60	21	35.0	90	55	23	41.8	21	32	23	71.9
	600102122	9225126	THUTO-BOSWA SECONDARY SCHOOL	3	98	168	110	65.5	36	110	87	79.1	69	82	76	92.7
	600102127	9215129	THUTO-TSEBO SECONDARY SCHOOL	2	49	115	99	86.1	29	67	61	91.0	67	60	58	96.7
	600102140	9205131	TIRAGALO SECONDARY SCHOOL	3	34	80	52	65.0	77	48	43	89.6	30	55	49	89.1
	600102181	9225133	TLOKWE SECONDARY SCHOOL	3	21	96	73	76.0	42	153	101	66.0	19	107	81	75.7
	600102202	9215134	TSAMMA SECONDARY SCHOOL	3	16	115	107	93.0	0	54	52	96.3	20	60	54	90.0
	600102216	9215135	TSHEBEDISANO SECONDARY SCHOOL	3	16	212	162	76.4	29	135	112	83.0	78	148	105	70.9
	600102217	9215136	TSHEDIMOSETSO SECONDARY SCHOOL	3	38	99	75	75.8	36	95	66	69.5	67	64	58	90.6
	600102295	9215142	VAAL REEFS TECHNICAL HIGH SCHOOL	3	40	196	117	59.7	58	116	77	66.4	44	120	80	66.7
	600102305	9225144	VENTERSDORP HIGH SCHOOL	5	0	12	11	91.7	0	18	15	83.3	0	8	7	87.5
	600102324	9215146	VUYANIMAWETHU SECONDARY SCHOOL	3	32	175	113	64.6	37	96	62	64.6	21	77	63	81.8

NORTH WEST

District Name	EMIS No	Centre No	Centre Name	Quintile	2017				2018				2019			
					No Progressed	Wrote	Achieved	% Achieved	No Progressed	Wrote	Achieved	% Achieved	No Progressed	Wrote	Achieved	% Achieved
DR. R.S. MOMPATI DISTRICT	600102335	9215149	WESVALIA HIGH SCHOOL	5	2	110	110	100.0	0	122	122	100.0	0	153	153	100.0
	600102344	9205150	WOLMARANSSTAD HIGH SCHOOL	4	0	75	75	100.0	0	71	70	98.6	0	66	65	98.5
	600100094	9313007	BATLHAPING HIGH SCHOOL	1	50	96	78	81.3	37	79	71	89.9	24	102	79	77.5
	600100431	9355008	BLOEMHOF COMBINED	4					1	47	36	76.6	0	43	31	72.1
	600100135	9313011	BOGOSING HIGH SCHOOL	1	17	62	44	71.0	23	47	32	68.1	40	48	40	83.3
	600100185	9333017	BOPAGANANG PUBLIC SCHOOL	3	21	62	41	66.1	56	74	52	70.3	59	71	57	80.3
	600100191	9323018	BORE SECONDARY SCHOOL	2	4	81	56	69.1	40	79	57	72.2	13	69	43	62.3
	600100219	9323022	BRAY INTERMEDIATE SCHOOL	1	3	19	17	89.5	6	20	15	75.0	3	19	19	100.0
	600100237	9313023	CHOSENG SECONDARY SCHOOL	1					24	25	21	84.0	26	21	20	95.2
	600100239	9355015	CHRISTIANA COMBINED	4					0	24	21	87.5	1	35	35	100.0
	600105106	9353234	CHRISTIANA SCHOOL FOR THE BLIND	9					1	6	6	100.0	0	9	9	100.0
	600100245	9333025	COLINDA SECONDARY	3	6	64	42	65.6	38	56	26	46.4	32	41	31	75.6
	600100311	9323032	DITEHO SECONDARY SCHOOL	1	4	34	26	76.5	10	38	38	100.0	6	39	36	92.3
	600100384	9313034	GABOBIDIWE HIGH SCHOOL	2	18	78	65	83.3	21	127	78	61.4	37	64	55	85.9
	600100413	9355027	GAOPALELWE SECONDARY SCHOOL	2					43	93	78	83.9	46	98	67	68.4
	600100518	9323045	HUHUDI HIGH SCHOOL	2	38	53	44	83.0	29	48	48	100.0	25	84	84	100.0
	600100549	9345038	IPELEGENG HIGH SCHOOL	3					26	74	58	78.4	42	72	61	84.7
	600100576	9323053	ITSHOLETSENG SECONDARY SCHOOL	1	1	25	10	40.0	5	20	8	40.0	7	8	7	87.5
	600100578	9345039	ITSHUPENG SECONDARY SCHOOL	3					122	152	82	53.9	113	93	79	84.9
	600100596	9313054	JERRY MAHURA SECONDARY SCHOOL	2					27	73	63	86.3	30	35	34	97.1
	600100601	9333233	JOHN FRYLINCK SECONDARY SCHOOL	1	4	49	19	38.8	25	49	29	59.2	52	39	31	79.5
	600100604	9313055	JOSEPH SAKU MIDDLE SCHOOL	1	0	48	42	87.5	1	51	45	88.2	12	32	32	100.0
	600100637	9313059	KEBINELANG SECONDARY SCHOOL	3					0	38	32	84.2	5	45	30	66.7
	600100692	9323068	KGONONYANE HIGH SCHOOL	1	47	90	68	75.6	35	73	61	83.6	28	57	54	94.7
	600100697	9313070	KGOSIETSILE-LETHOLA MIDDLE SCHOOL	3	3	77	41	53.2	17	44	30	68.2	17	49	29	59.2
	600100699	9323072	KGOSITHEBE COMBINED SCHOOL	1	1	16	11	68.8	4	21	9	42.9	5	22	5	22.7
	600100725	9333075	KISMET SECONDARY	4	0	22	21	95.5	0	26	26	100.0	0	34	31	91.2
	600100726	9323076	KITLANANG SECONDARY SCHOOL	1	5	32	17	53.1	10	14	12	85.7	3	11	11	100.0
	600100770	9355056	KROMELLENBOOG COMBINED SCHOOL	1					10	24	10	41.7	1	36	23	63.9
	600100819	9355059	LE-RONA SCHOOL	3					24	68	52	76.5	19	45	36	80.0
600100879	9313087	LESHOBO SECONDARY SCHOOL	1					16	16	5	31.3	37	17	16	94.1	

NORTH WEST																
District Name	EMIS No	Centre No	Centre Name	Quintile	2017				2018				2019			
					No Progressed	Wrote	Achieved	% Achieved	No Progressed	Wrote	Achieved	% Achieved	No Progressed	Wrote	Achieved	% Achieved
DR. K. KAUNDA DISTRICT	600105408	9313085	LETLHOGILE SECONDARY SCHOOL	1	22	80	56	70.0	18	58	46	79.3	10	72	44	61.1
	600100955	9313091	MAATLA HIGH SCHOOL	1					16	103	75	72.8	21	89	76	85.4
	600101016	9313094	MAJENG SEC SCHOOL	2	32	41	27	65.9	26	38	36	94.7	21	27	26	96.3
	600105077	9313231	MAMMUTLA SECONDARY SCHOOL	3	26	22	13	59.1	9	20	17	85.0	17	26	26	100.0
	600104004	9345155	MAMPHO SECONDARY SCHOOL	1					22	72	51	70.8	27	45	39	86.7
	600101071	9313099	MANKUROANE TECH AND COMM H/S	1	27	65	44	67.7	9	42	36	85.7	28	55	48	87.3
	600101119	9313102	MARUBISING SECONDARY SCHOOL	2					30	26	13	50.0	9	32	24	75.0
	600101267	9323111	MODISE KANONO SECONDARY SCHOOL	2	9	3	3	100.0	6	14	3	21.4	2	11	8	72.7
	600101319	9313115	MOKGARENG HIGH SCHOOL	2					57	13	9	69.2	18	8	7	87.5
	600101357	9323117	MONCHUSI SECONDARY SCHOOL	2	19	87	68	78.2	35	74	65	87.8	32	45	40	88.9
	600101380	9323120	MORERI SECONDARY SCHOOL	1	10	37	30	81.1	10	26	25	96.2	12	48	46	95.8
	600101419	9313125	MOTHELESI SECONDARY SCHOOL	2	1	18	16	88.9	0	21	20	95.2	3	22	21	95.5
	600101442	9313126	MOTSEMME SECONDARY SCHOOL	2					8	55	14	25.5	22	11	9	81.8
	600101552	9345084	OBANG SECONDARY SCHOOL	3					28	44	33	75.0	63	42	33	78.6
	600101558	9323131	OGODISENG SECONDARY SCHOOL	2	14	58	48	82.8	61	65	41	63.1	38	30	24	80.0
	600101590	9313134	P H MOEKETSI AGRIC HIGH SCHOOL	3	0	53	51	96.2	0	45	40	88.9	0	52	49	94.2
	600101650	9323143	PICA PAU HIGH SCHOOL	1	0	12	9	75.0	3	21	11	52.4	1	29	12	41.4
	600101653	9313145	PINAGARE HIGH SCHOOL	3	22	107	98	91.6	15	76	76	100.0	17	86	82	95.3
	600101656	9323146	PITSO LETLHOGILE MIDDLE SCHOOL	1	21	51	41	80.4	10	50	24	48.0	5	46	35	76.1
	600101687	9313148	PUDUMONG SEC SCHOOL	3					19	74	46	62.2	52	86	58	67.4
	600101690	9333149	PULE LEEUW COMPREHENSIVE SEC SCHOOL	3	92	80	61	76.3	32	38	33	86.8	36	38	36	94.7
	600103605	9323150	RADITSHANE SECONDARY SCHOOL	2	3	26	5	19.2	2	24	1	4.2	14	16	11	68.8
	600104268	9345162	REABETSWE SECONDARY SCHOOL	3					36	114	96	84.2	10	122	110	90.2
	600101792	9313157	REEMEKATHATA SECONDARY SCHOOL	3	0	25	11	44.0	8	28	9	32.1	12	30	14	46.7
	600101814	9323161	REITSHOKILE INTERMEDIATE SCHOOL	1	10	14	7	50.0	4	14	13	92.9	4	10	10	100.0
	600101818	9313162	REIVILO COMBINED PUBLIC SCHOOL	3	5	40	19	47.5	5	38	23	60.5	3	36	21	58.3
	600101819	9313163	REIVILO HIGH SCHOOL	3	6	42	32	76.2	20	29	21	72.4	8	23	18	78.3
	600105310	9333235	REKGARATLHILE SECONDARY SCHOOL	3	23	36	31	86.1	9	32	29	90.6	25	35	34	97.1
600100503	9345111	SCHWEIZER RENEKE HIGH SCHOOL	4					0	63	57	90.5	1	65	54	83.1	

NORTH WEST

District Name	EMIS No	Centre No	Centre Name	Quintile	2017				2018				2019			
					No Progressed	Wrote	Achieved	% Achieved	No Progressed	Wrote	Achieved	% Achieved	No Progressed	Wrote	Achieved	% Achieved
DR. K. KAUNDA DISTRICT	600105132	9313064	SEABO HIGH SCHOOL	3	22	59	44	74.6	22	60	34	56.7	36	48	41	85.4
	600101896	9323171	SEBETWANE SECONDARY SCHOOL	1	38	55	42	76.4	47	84	46	54.8	19	41	36	87.8
	600100136	9313012	SEKATE BOIJANE MAHURA SEC SCHOOL	1					39	34	22	64.7	27	44	38	86.4
	600101963	9313175	SEOLESENG SECONDARY SCHOOL	1	3	22	8	36.4	6	19	8	42.1	4	15	10	66.7
	600101980	9323176	SETSWAKGOSING HIGH SCHOOL	2	11	55	44	80.0	20	61	50	82.0	13	82	80	97.6
	600102025	9313178	ST PAUL'S HIGH SCHOOL	3	45	98	83	84.7	76	89	67	75.3	20	36	31	86.1
	600102031	9333180	STELLA HIGH SCHOOL	4	0	22	22	100.0	1	30	30	100.0	0	20	19	95.0
	600102057	9323181	TASMAN SECONDARY SCHOOL	2	7	35	22	62.9	8	23	19	82.6	18	24	19	79.2
	600102073	9313183	THABASIKWA SECONDARY SCHOOL	3	6	46	22	47.8	11	14	13	92.9	7	12	11	91.7
	600102084	9313184	THAKUNG SECONDARY SCHOOL	3					26	37	19	51.4	20	30	24	80.0
	600102086	9313185	THAPAMA HIGH SCHOOL	1					36	50	26	52.0	41	25	22	88.0
	600102088	9313187	THATE MOLATLHWA SEC SCHOOL	3					0	31	25	80.6	9	18	18	100.0
	600102119	9323190	THUSO THEBE HIGH SCHOOL	1	31	65	53	81.5	7	112	74	66.1	34	62	58	93.5
	600102120	9313191	THUSOETSILE MIDDLE SCHOOL	1	29	38	30	78.9	26	49	34	69.4	35	35	29	82.9
	600103604	9355128	THUTO-LORE PUBLIC SEC SCHOOL	3					3	77	67	87.0	31	78	67	85.9
	600102137	9333195	TIGER KLOOF COMBINED SCHOOL	4	0	83	82	98.8	0	83	80	96.4	5	86	81	94.2
	600102183	9323198	TLOTLANG-THUTO MIDDLE SCHOOL	1	13	10	10	100.0	6	8	8	100.0	9	11	11	100.0
	600102192	9323199	TONG COMPREHENSIVE SECONDARY SCHOOL	2	23	79	28	35.4	29	76	61	80.3	22	88	86	97.7
	600102198	9313201	TOTONYANE SECONDARY SCHOOL	1	13	26	21	80.8	3	29	21	72.4	3	29	24	82.8
	600102207	9313203	TSELAATHUTO SECONDARY SCHOOL	2	0	18	11	61.1	14	23	10	43.5	14	27	21	77.8
	600103611	9323232	TSHIPIETSILE SECONDARY SCHOOL	2	1	24	23	95.8	11	24	23	95.8	17	24	23	95.8
	600102298	9355143	VAALOEWER SECONDARY SCHOOL	3					3	14	11	78.6	20	15	6	40.0
	600102321	9333217	VRYBURG HIGH SCHOOL	4	0	121	117	96.7	1	103	98	95.1	1	100	97	97.0
	600102328	9313219	WALTER LETSIE SECONDARY SCHOOL	2	29	63	44	69.8	40	46	14	30.4	43	43	32	74.4
NGAKA M. MOLEMA DISTRICT	600100003	9414001	AG MALEBE SEC SCHOOL	2									1	33	27	81.8
	600100041	9454004	BADIBANA HIGH SCHOOL	2					37	51	23	45.1	33	29	27	93.1
	600100056	9414005	BAITSHOKI SENIOR SECONDARY SCHOOL	1	42	124	96	77.4	46	92	71	77.2	47	84	62	73.8
	600100062	9454006	BAKOLOBENG JUNIOR SECONDARY SCHOOL	2					71	34	33	97.1	34	29	26	89.7
	600100083	9424010	BAROLONG HIGH SCHOOL	2					48	99	84	84.8	62	124	116	93.5
	600100097	9424013	BATLOUNG JUNIOR SECONDARY SCHOOL	1	35	109	62	56.9	45	104	70	67.3	41	62	53	85.5

NORTH WEST																
District Name	EMIS No	Centre No	Centre Name	Quintile	2017				2018				2019			
					No Progressed	Wrote	Achieved	% Achieved	No Progressed	Wrote	Achieved	% Achieved	No Progressed	Wrote	Achieved	% Achieved
NGAKA M. MOLEMA DISTRICT	600100101	9424015	BATSWANA HIGH COMMERCIAL SCHOOL	4					46	139	126	90.6	25	154	139	90.3
	600100109	9414016	BETHEL HIGH SCHOOL	4	5	100	82	82.0	1	97	82	84.5	2	91	79	86.8
	600100124	9414018	BODIBE SECONDARY SCHOOL	1	4	64	47	73.4	25	44	31	70.5	7	35	33	94.3
	600100152	9434021	BOITHAPOPO HIGH SCHOOL	3					7	111	97	87.4	67	98	88	89.8
	600100155	9424022	BOITSEANAPE TECH and COMM SCHOOL	4					41	157	132	84.1	34	66	65	98.5
	600100161	9424023	BOITSHOKO SECONDARY SCHOOL	1	24	19	16	84.2	16	30	23	76.7	15	57	49	86.0
	600100188	9414026	BOPHIRIMA SECONDARY SCHOOL	1	4	41	33	80.5	12	62	51	82.3	21	92	65	70.7
	600100199	9454030	BOSCHPOORT COMBINED SCHOOL	1					26	29	14	48.3	11	19	16	84.2
	600100243	9414033	COLIGNY HIGH SCHOOL	4	2	55	54	98.2	2	67	55	82.1	5	61	50	82.0
	600105355	9424280	CURRO ACADEMY MAHIKENG	9	0	41	36	87.8	0	51	46	90.2	5	65	64	98.5
	600100255	9424034	DANVILLE SECONDARY	4	16	89	55	61.8	47	62	23	37.1	14	27	23	85.2
	600100374	9414039	F M RAMABOEA TECHN AND COMM HIGH SCHO	1	93	71	56	78.9	42	89	38	42.7	32	47	33	70.2
	600100381	9434043	G S PHOI HIGH SCHOOL	1					23	52	32	61.5	35	36	18	50.0
	600100386	9414044	GABORONE SECONDARY SCHOOL	1	1	22	18	81.8	7	12	11	91.7	4	15	10	66.7
	600100393	9414047	GAETSHO HIGH SCHOOL	1	25	77	64	83.1	57	187	156	83.4	123	165	130	78.8
	600104075	9454048	GA-KHUNWANA HIGH SCHOOL	3					48	83	46	55.4	48	48	46	95.8
	600100436	9454051	GEYSDORP SECONDARY SCHOOL	1					58	63	51	81.0	17	61	51	83.6
	600105067	9424277	GOLF VIEW PARK HIGH SCHOOL	4	12	126	104	82.5	15	116	97	83.6	15	106	90	84.9
	600100463	9454053	GOTHATA SECONDARY SCHOOL	1					7	59	44	74.6	34	28	24	85.7
	600100522	9444054	IKAGELENG HIGH SCHOOL	1	50	24	16	66.7	38	64	45	70.3	45	61	41	67.2
	600100541	9434057	IKOPANYENG SECONDARY SCHOOL	1					4	93	81	87.1	71	70	63	90.0
	600101286	9454131	ITLOTLENG MOGAWANE SECONDARY SCHOOL	2					19	7	6	85.7	16	12	10	83.3
	600100586	9414063	J M LEKGETHA COMMERCIAL HIGH	1	25	69	64	92.8	26	81	57	70.4	70	104	72	69.2
	600100592	9434064	JAN MASIBI SECONDARY SCHOOL	1	11	31	29	93.5	23	46	40	87.0	30	45	40	88.9
	600100593	9444065	JANGJO SECONDARY SCHOOL	2	42	48	35	72.9	9	43	29	67.4	19	36	34	94.4
	600100612	9434066	KAGISO BAROLONG HIGH SCHOOL	2	3	35	32	91.4	13	72	65	90.3	15	37	31	83.8
	600100642	9424068	KEBALEPILE JUN SEC SCHOOL	4					121	112	90	80.4	50	105	98	93.3
	600103608	9424069	KEBONANG SECONDARY SCHOOL	4	47	98	63	64.3	35	81	65	80.2	43	63	57	90.5
600100651	9454070	KEJAKILE SECONDARY SCHOOL	1									2	8	5	62.5	

NORTH WEST

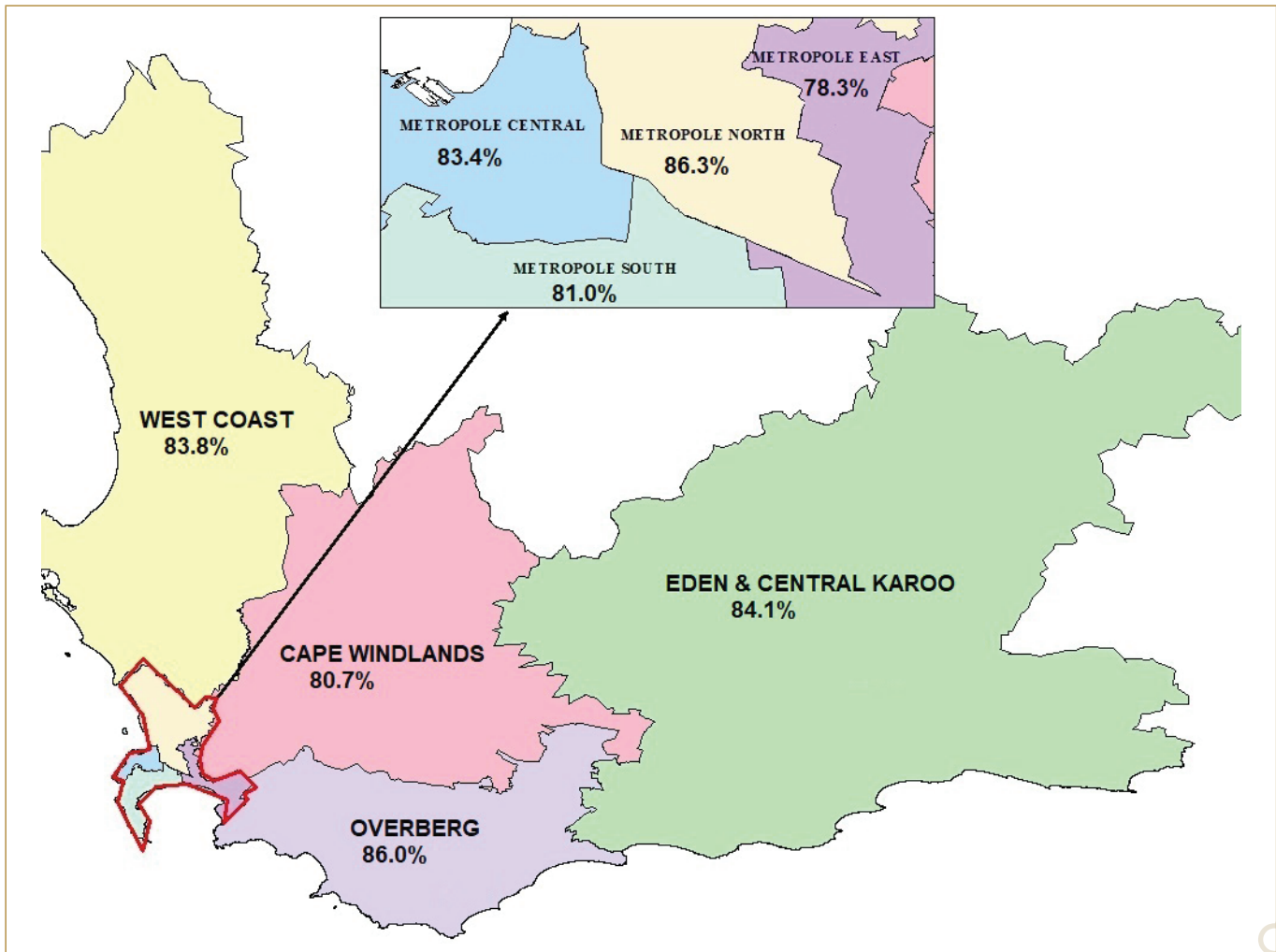
District Name	EMIS No	Centre No	Centre Name	Quintile	2017				2018				2019			
					No Progressed	Wrote	Achieved	% Achieved	No Progressed	Wrote	Achieved	% Achieved	No Progressed	Wrote	Achieved	% Achieved
NGAKA M. MOLEMA DISTRICT	600103624	9414071	KGOKE LESABE PUBLIC SCHOOL	1	11	16	16	100.0	28	26	19	73.1	40	27	26	96.3
	600100694	9434073	KGOSI SHOPE SECONDARY SCHOOL	1					12	33	24	72.7	11	49	37	75.5
	600100719	9434074	KHUMOSEJO SECONDARY SCHOOL	2					0	15	15	100.0	31	35	25	71.4
	600100759	9414077	KOPANELO COMBINED SCHOOL	1	4	45	37	82.2	2	10	9	90.0	3	31	28	90.3
	600105066	9454279	KOPANELO SECONDARY SCHOOL	3					22	30	25	83.3	16	35	27	77.1
	600100783	9444079	KUTLWANO COMBINED SCHOOL	1					13	6	3	50.0	8	8	8	100.0
	600100816	9424080	LAPOLOGANG SEN SEC SCHOOL	3	35	63	49	77.8	24	106	64	60.4	28	73	57	78.1
	600100866	9454086	LERETLETSE-LESEDI SEC SCHOOL	1					30	49	37	75.5	20	46	28	60.9
	600100872	9454088	LERUNTSE-LESEDI HIGH SCHOOL	1					15	34	33	97.1	43	49	47	95.9
	600100882	9424089	LETEANE HIGH SCHOOL	3					88	119	64	53.8	39	48	43	89.6
	600100898	9424090	LETSATSING HIGH SCHOOL	4	7	48	35	72.9	8	49	48	98.0	3	39	34	87.2
	600105351	9419011	LICHTENBURG ENGLISH SEC SCHOOL	5									0	35	25	71.4
	600100904	9414095	LICHTENBURG HIGH SCHOOL	5	1	236	233	98.7	2	218	210	96.3	1	160	155	96.9
	600104098	9424261	LIVING FAITH COMBINED SCHOOL	9	0	9	7	77.8	0	11	11	100.0	0	17	17	100.0
	600101594	9454164	LODIRILE-TSWAING HIGH SCHOOL	1					23	51	46	90.2	45	45	43	95.6
	600104001	9424099	MAANO SECONDARY SCHOOL	2	3	42	32	76.2	13	24	16	66.7	5	30	21	70.0
	600100967	9424100	MADIBA HIGH SCHOOL	1	3	18	18	100.0	0	12	12	100.0	5	15	15	100.0
	600104057	9434101	MADIBOGO HIGH SCHOOL	2					40	64	55	85.9	94	72	64	88.9
	600100984	9424102	MAFIKENG HIGH SCHOOL	4	0	85	72	84.7	0	93	74	79.6	0	89	70	78.7
	600101060	9454107	MAMORATWA MIDDLE F A	1					15	41	32	78.0	3	39	32	82.1
	600103606	9444112	MARUAPULA SECONDARY SCHOOL	1	2	23	22	95.7	5	20	17	85.0	10	28	27	96.4
	600104037	9424115	MASELWANYANE HIGH SCHOOL	1					29	39	34	87.2	16	24	23	95.8
	600101169	9444117	MATTHEWS MANGOPE HIGH SCHOOL	1	5	19	18	94.7	11	14	14	100.0	1	26	26	100.0
	600101207	9424120	MMABATHO HIGH SCHOOL	4	0	152	138	90.8	13	150	140	93.3	6	167	157	94.0
	600101210	9444123	MMAJANE SEC SCHOOL	2	25	45	42	93.3	22	73	64	87.7	24	40	34	85.0
	600101213	9444124	MMAKGAJE SECONDARY SCHOOL	2	3	28	22	78.6	12	21	16	76.2	5	25	24	96.0
	600101240	9434127	MMOLEDI HIGH SCHOOL	2	19	51	38	74.5	30	28	22	78.6	17	39	28	71.8
	600101251	9424129	MOCOCE HIGH SCHOOL	2	31	57	43	75.4	52	38	36	94.7	9	45	44	97.8
	600101283	9434130	MOGAKOLODI-MASIBI COMPR SCHOOL	1	3	59	54	91.5	6	43	35	81.4	8	38	35	92.1
	600101315	9444135	MOKGAKALA HIGH SCHOOL	2	13	87	54	62.1	10	84	66	78.6	26	70	61	87.1

NORTH WEST																
District Name	EMIS No	Centre No	Centre Name	Quintile	2017				2018				2019			
					No Progressed	Wrote	Achieved	% Achieved	No Progressed	Wrote	Achieved	% Achieved	No Progressed	Wrote	Achieved	% Achieved
NGAKA M. MOLEMA DISTRICT	600101029	9444136	MOKGOJWA INTERMEDIATE SCHOOL	2	6	13	13	100.0	10	20	20	100.0	12	24	24	100.0
	600105254	9424476	MOLELWANE SECONDARY SCHOOL	3	54	166	121	72.9	34	126	76	60.3	48	111	74	66.7
	600101376	9414140	MORE SEC SCHOOL	1	12	68	52	76.5	44	50	37	74.0	31	46	32	69.6
	600101395	9444142	MOSEKAPHOFU SECONDARY SCHOOL	1	18	20	19	95.0	17	25	25	100.0	22	36	35	97.2
	600101406	9424144	MOSIKARE SECONDARY SCHOOL	1					58	110	79	71.8	30	86	78	90.7
	600101420	9434146	MOTHIBINYANE HIGH SCHOOL	2	8	41	39	95.1	21	21	18	85.7	12	22	21	95.5
	600105415	9439010	MOTHUSI MARUMOLOA SEC SCHOOL	1									2	32	13	40.6
	600101439	9444148	MOTSAALORE SECONDARY SCHOOL	1	11	46	40	87.0	10	57	44	77.2	13	70	47	67.1
	600101458	9444149	MOTSWEDI HIGH SCHOOL	3	26	168	150	89.3	49	187	167	89.3	21	162	143	88.3
	600101459	9424150	MOTUBA HIGH SCHOOL	1	36	42	40	95.2	24	35	29	82.9	39	23	22	95.7
	600101475	9444152	MPOLOKANG HIGH SCHOOL	1	24	69	62	89.9	17	66	44	66.7	16	62	53	85.5
	600100843	9444153	N R MANDELA COMM SEC SCHOOL	2	11	7	6	85.7	69	31	26	83.9	40	34	27	79.4
	600101501	9444154	NGOTWANA SEC SCHOOL	3	15	27	25	92.6	11	30	28	93.3	24	46	42	91.3
	600101505	9444108	NIETVERDIEND COMBINED SCHOOL	1					0	13	13	100.0	3	20	13	65.0
	600101524	9454156	NOTO HIGH SCHOOL	1					49	37	32	86.5	52	57	44	77.2
	600101528	9444157	NTEBOGANG SECONDARY SCHOOL	3	31	40	38	95.0	45	36	32	88.9	10	30	22	73.3
	600101533	9444158	NTLATSANG SECONDARY SCHOOL	3					0	9	8	88.9	1	18	15	83.3
	600101539	9434159	NTSHIDI SECONDARY SCHOOL	1	1	27	19	70.4	8	39	34	87.2	11	25	25	100.0
	600101554	9434161	OBUSITSE SECONDARY SCHOOL	3					0	27	13	48.1	11	29	27	93.1
	600104097	9434162	ONKABETSE-THUTO TECHNICAL and COMM	3					21	37	23	62.2	17	32	25	78.1
	600104266	9424259	ONKGOPOTSE TIRO COMP SCHOOL	1	22	39	29	74.4	1	40	36	90.0	4	27	26	96.3
	600101619	9444165	PHAKEDI HIGH SCHOOL	3	12	48	43	89.6	13	53	44	83.0	4	72	55	76.4
	600101630	9444166	PHATLHOSO HIGH SCHOOL	3	4	14	13	92.9	1	8	8	100.0	0	12	12	100.0
	600101632	9454167	PHATSIMA SEC SCHOOL	3					34	23	21	91.3	39	51	48	94.1
	600101695	9424171	R A KOBUE HIGH SCHOOL	1					43	105	64	61.0	47	45	39	86.7
	600100170	9454174	RAKGWEDI-BOKANG HIGH SCHOOL	2					39	35	35	100.0	46	42	42	100.0
	600101720	9424175	RAMAINE HIGH SCHOOL	3					66	40	33	82.5	53	56	49	87.5
	600101728	9444177	RAMATU HIGH SCHOOL	3	22	104	96	92.3	25	134	111	82.8	12	99	86	86.9
	600101734	9454178	RAMOKONYANE SECONDARY SCHOOL	1					2	6	6	100.0	2	23	22	95.7
	600101742	9444179	RAMOTSHERE HIGH SCHOOL	3	43	162	146	90.1	52	158	147	93.0	33	193	172	89.1
600104096	9454181	REALEKA SECONDARY SCHOOL	2					45	91	75	82.4	51	109	77	70.6	

NORTH WEST

District Name	EMIS No	Centre No	Centre Name	Quintile	2017				2018				2019			
					No Progressed	Wrote	Achieved	% Achieved	No Progressed	Wrote	Achieved	% Achieved	No Progressed	Wrote	Achieved	% Achieved
NGAKA M. MOLEMA DISTRICT	600101782	9444183	REARABILWE SECONDARY SCHOOL	1	48	66	49	74.2	68	88	65	73.9	47	82	65	79.3
	600104292	9414475	REBONEILWE SECONDARY SCHOOL	3	40	41	39	95.1	76	76	63	82.9	28	54	49	90.7
	600101786	9424186	REDIBONE SECONDARY SCHOOL	4	13	94	81	86.2	16	67	67	100.0	35	102	94	92.2
	600101801	9414188	REGOLOTSWE HIGH SCHOOL	3	13	63	47	74.6	13	56	44	78.6	20	45	33	73.3
	600101871	9424196	S C KGOBOKOE HIGH SCHOOL	2	35	42	34	81.0	36	33	30	90.9	27	29	26	89.7
	600101875	9444198	SAKALENGWE HIGH SCHOOL	3	0	7	5	71.4	1	11	11	100.0	4	7	5	71.4
	600101883	9454200	SANNIESHOF HIGH SCHOOL	4					0	41	41	100.0	0	31	31	100.0
	600101930	9424205	SEJANKABO HIGH SCHOOL	2	26	22	15	68.2	27	47	43	91.5	18	41	34	82.9
	600101948	9424208	SELEJE SECONDARY SCHOOL	1					22	32	30	93.8	22	26	25	96.2
	600105353	9434210	SETILO SECONDARY SCHOOL	3	26	58	46	79.3	56	63	53	84.1	36	47	41	87.2
	600104248	9424211	SETLOPO SCIENCE and COMM SCHOOL	2	23	121	82	67.8	46	90	71	78.9	5	87	49	56.3
	600101982	9424212	SETUMO HIGH SCHOOL	2	69	70	64	91.4	57	76	72	94.7	67	46	42	91.3
	600104106	9424216	SOL PLAATJE SECONDARY SCHOOL	4	2	153	142	92.8	1	141	125	88.7	4	111	99	89.2
	600102028	9424218	ST MARY'S SEC SCHOOL	4	13	86	79	91.9	18	81	79	97.5	15	50	49	98.0
	600102060	9414219	TAU-RAPULANA HIGH SCHOOL	1	74	97	80	82.5	30	59	41	69.5	63	99	67	67.7
	600102068	9424221	TETLANO SECONDARY SCHOOL	3	3	43	30	69.8	24	44	32	72.7	14	29	29	100.0
	600102123	9444227	THUTO-KE-MATLA SECONDARY SCHOOL	3					7	22	14	63.6	17	16	13	81.3
	600102135	9424229	TIEGO TAWANA SECONDARY SCHOOL	2	4	53	41	77.4	6	69	45	65.2	3	39	32	82.1
	600105167	9454464	TIRISANO SECONDARY SCHOOL	2					49	58	45	77.6	39	66	51	77.3
	600102407	9424254	TLAMELANG SPECIAL SCHOOL	9					1	10	6	60.0	6	11	4	36.4
	600102165	9444235	TLHAOLE HIGH SCHOOL	3	54	68	52	76.5	26	66	36	54.5	22	39	31	79.5
	600102172	9454237	TLHOAFALO SECONDARY SCHOOL	2					28	68	56	82.4	35	66	57	86.4
	600102271	9414248	TSWELELOPELE HIGH SCHOOL	3	10	62	54	87.1	4	63	50	79.4	21	56	42	75.0
	600102292	9434249	UTLWANANG-BAROLONG SECONDARY SCHOOL	2					51	59	47	79.7	28	46	39	84.8
	600102360	9424250	Z M SEATLHOLO HIGH SCHOOL	2					14	39	32	82.1	37	38	32	84.2
	600105069	9444278	ZEERUST COMBINED SCHOOL	4	8	55	48	87.3	7	63	53	84.1	10	61	49	80.3
600102353	9444251	ZEERUST HIGH SCHOOL	5	0	99	87	87.9	0	97	91	93.8	3	107	95	88.8	

WESTERN CAPE



WESTERN CAPE

District Name	EMIS No	Centre No	Centre Name	Quintile	2017				2018				2019			
					No Progressed	Wrote	Achieved	% Achieved	No Progressed	Wrote	Achieved	% Achieved	No Progressed	Wrote	Achieved	% Achieved
CAPE WINELANDS	108007173	1007746	AL-AZHAR INSTITUTE OF PAARL	5	0	6	6	100.0	0	15	11	73.3	0	7	5	71.4
	127041104	1008802	ASHTON PUBLIC COMBINED SCHOOL	2	0	56	48	85.7	13	100	52	52.0	9	68	55	80.9
	127333522	1008803	ASHTON SEK. SKOOL	3	15	111	80	72.1	42	129	98	76.0	30	122	96	78.7
	126333581	1008805	BELLA VISTA HS.	4	1	153	84	54.9	22	123	87	70.7	42	115	91	79.1
	112473340	1007701	BERGRIVIER SEK.	4	5	119	89	74.8	3	130	98	75.4	17	146	118	80.8
	109310202	1007702	BLOEMHOF HS.	5	0	147	147	100.0	0	146	146	100.0	0	132	132	100.0
	108306202	1007703	BOLAND LANDBOUSKOOL	5	0	68	68	100.0	0	68	68	100.0	0	61	61	100.0
	117312202	1008806	BONNIEVALE HS.	4	3	63	62	98.4	0	65	64	98.5	4	51	51	100.0
	100000265	1008807	BRANDVLEI YOUTH CENTRE	9	0	12	11	91.7	0	15	12	80.0	0	11	9	81.8
	130333352	1008809	BREERIVIER HS	4	19	164	140	85.4	22	192	130	67.7	22	234	141	60.3
	126333034	1008810	CERES SEK.	4	0	191	135	70.7	9	183	140	76.5	7	162	133	82.1
	108473480	1007704	CHARLESTON HILL SEK.	2	14	109	68	62.4	27	113	73	64.6	22	113	86	76.1
	126310214	1008811	CHARLIE HOFMEYR HS.	5	0	111	111	100.0	0	112	109	97.3	0	101	100	99.0
	109323535	1007705	CLOETESVILLE HS.	4	0	137	87	63.5	0	144	101	70.1	15	135	89	65.9
	130333409	1008812	DE KRUISE SEK.	1	6	71	40	56.3	8	83	61	73.5	14	45	43	95.6
	130315604	1008813	DE LA BAT-SKOOL	9	0	5	5	100.0	0	3	3	100.0	0	12	12	100.0
	130042202	1007706	DESMOND MPIOLO TUTU SEC.	1	4	186	135	72.6	38	226	156	69.0	23	243	135	55.6
	130303201	1008815	DROSTDY HTS.	5	0	183	181	98.9	0	174	173	99.4	0	189	187	98.9
	130333344	1008818	ESSELENPARK SEK.	4	1	194	155	79.9	0	245	149	60.8	13	200	129	64.5
	108312212	1007707	FRANSCHHOEK HS.	4	0	36	35	97.2	0	33	32	97.0	0	33	31	93.9
	108310233	1007708	GIMNASIUM HS. (PAARL)	5	1	189	189	100.0	0	234	234	100.0	0	226	223	98.7
	130312220	1008820	GOUDINI HS.	5	2	36	32	88.9	2	26	17	65.4	0	25	23	92.0
	108473502	1007710	GROENDAL SEK.	1	8	130	90	69.2	0	105	78	74.3	10	79	64	81.0
	130312225	1008827	HEXVALLEI HS.	5	0	47	40	85.1	0	41	34	82.9	0	32	24	75.0
	130333557	1008828	HEXVALLEI SEK.	2	16	109	71	65.1	13	95	81	85.3	34	139	108	77.7
	108310249	1007716	HOER JONGENSKOOL PAARL	5	0	170	169	99.4	0	167	166	99.4	0	179	176	98.3
	112310243	1007715	HUGENOTE HS.	5	0	169	166	98.2	1	165	165	100.0	0	162	159	98.1
	130007282	1007778	IHLUMELO JUN SEK	1	42	91	65	71.4	20	138	78	56.5	34	135	105	77.8
	126041327	1008829	IINGCINGA ZETHU SEC	1	24	85	56	65.9	0	103	62	60.2	0	145	65	44.8
	109042106	1007717	KAYAMANDI SEC.	1	19	177	157	88.7	9	182	147	80.8	9	192	145	75.5
	108473367	1007719	KLEIN NEDERBURG SEK.	4	14	201	180	89.6	7	209	191	91.4	2	243	227	93.4
	108473499	1007720	KYLEMORE SEK.	2	12	112	86	76.8	7	118	75	63.6	10	94	70	74.5
	108310254	1007722	LA ROCHELLE MEISIES HS.	5	0	121	121	100.0	0	115	115	100.0	0	108	108	100.0
	108310257	1007721	LABORI HS.	5	0	95	92	96.8	1	108	99	91.7	0	101	96	95.0
	128333026	1008832	LANGEBERG SEK.	3	0	237	147	62.0	24	224	169	75.4	0	281	194	69.0
	100000436	1008918	LANGERUGSKOOL	9	0	5	5	100.0	0	20	20	100.0	0	16	15	93.8
109323411	1007723	LUCKHOFF SEK.	4	4	137	80	58.4	1	139	102	73.4	10	184	128	69.6	
109324167	1007730	MAKUPULA SEC	1	9	80	67	83.8	19	76	65	85.5	21	71	67	94.4	
128041108	1008834	MASAKHEKE COMBINED SCHOOL	2	19	34	29	85.3	18	33	20	60.6	27	45	17	37.8	
130007064	1008869	MCGREGOR WALDORF SCHOOL	5	0	4	4	100.0	1	18	17	94.4	1	7	7	100.0	
127310261	1008835	MONTAGU HS.	4	1	79	78	98.7	4	93	90	96.8	15	99	93	93.9	
130310263	1008836	MONTANA HS.	5	1	88	88	100.0	0	73	72	98.6	0	77	76	98.7	
108473375	1007727	NEW ORLEANS SEK.	3	12	225	185	82.2	10	302	227	75.2	10	299	219	73.2	

WESTERN CAPE

District Name	EMIS No	Centre No	Centre Name	Quintile	2017				2018				2019					
					No Progressed	Wrote	Achieved	% Achieved	No Progressed	Wrote	Achieved	% Achieved	No Progressed	Wrote	Achieved	% Achieved		
					METRO CENTRAL													
	106042201	1006605	FEZEKA SEC	3	7	157	107	68.2	17	134	106	79.1	26	143	105	73.4		
	103307200	1001124	GARDENS COMMERCIAL HS.	5	3	82	80	97.6	6	101	88	87.1	0	113	96	85.0		
	105483435	1001125	GARLANDALE SEK.	5	20	110	84	76.4	15	99	86	86.9	21	126	102	81.0		
	100000559	1009982	GENERATION SCHOOLS - HOUTBAY	9	0	34	29	85.3	0	24	18	75.0	0	9	9	100.0		
	103310238	1001126	GOOD HOPE SEMINARY HS.	5	3	82	74	90.2	2	76	74	97.4	1	84	83	98.8		
	105483443	1001127	GROENVLEI SEC.	4	13	95	86	90.5	12	116	110	94.8	8	117	99	84.6		
	105310240	1009917	GROOTE SCHUUR HS.	5	0	167	164	98.2	0	168	161	95.8	0	176	168	95.5		
	100000315	1001209	GULDEREN SULTAN CAPE GIRLS' HIGH SCHOOL	9	0	7	7	100.0	0	3	2	66.7	0	4	3	75.0		
	103313378	1001128	HAROLD CRESSY HS.	5	2	102	97	95.1	12	129	117	90.7	6	116	97	83.6		
	105483451	1001129	HEIDEVELD SEK.	4	13	125	111	88.8	10	161	130	80.7	20	152	104	68.4		
	105000844	1009921	HERSCHEL GIRLS SCHOOL	5	0	93	93	100.0	0	107	107	100.0	0	93	93	100.0		
	103000806	1001131	HERZLIA HS	9	0	93	93	100.0	0	98	98	100.0	0	114	114	100.0		
	103000809	1001132	HOLY CROSS HIGH SCHOOL (MAITLAND)	9	0	47	41	87.2	1	51	45	88.2	0	57	55	96.5		
	105313904	1009922	HOUTBAAI SEK.	3	1	31	24	77.4	12	33	25	75.8	0	27	22	81.5		
	106042301	1006607	I. D. MKIZE SEN SEC	3	14	148	123	83.1	11	160	118	73.8	31	123	109	88.6		
	102041321	1001133	IKAMVALETHU SEC.	3	8	93	37	39.8	1	65	45	69.2	3	102	57	55.9		
	106042118	1006609	INTSHUKUMO SEC.	3	17	138	100	72.5	26	113	52	46.0	26	147	61	41.5		
	102042104	1001134	ISILIMELA SEC	3	0	247	163	66.0	9	177	140	79.1	35	177	145	81.9		
	105003386	1001135	ISLAMIA COLLEGE SEC.	5	0	102	99	97.1	0	94	91	96.8	0	96	94	97.9		
	103310246	1001136	JAN VAN RIEBEECK HS.	5	0	84	82	97.6	0	80	80	100.0	0	94	94	100.0		
	103323810	1001137	KENSINGTON SEC.	5	15	173	154	89.0	14	175	156	89.1	21	177	149	84.2		
	102042218	1001138	KULANI SEC	3	3	142	34	23.9	9	82	51	62.2	13	69	45	65.2		
	102042103	1001140	LANGA SEC.	3	2	145	72	49.7	20	64	50	78.1	25	71	51	71.8		
	105008025	1009979	LEAP SCIENCE AND MATHS SCHOOL	9	0	65	59	90.8	0	43	33	76.7	0	63	48	76.2		
	105313343	1009926	LIVINGSTONE HS.	5	3	148	146	98.6	2	148	147	99.3	6	183	177	96.7		
	103323829	1001141	MAITLAND SEK.	4	10	135	114	84.4	9	153	121	79.1	3	127	90	70.9		
	105483486	1001142	MANENBERG SEK.	4	9	68	32	47.1	11	76	36	47.4	2	101	31	30.7		
	102483508	1001145	MODDERDAM SEK.	4	23	141	92	65.2	29	114	89	78.1	36	113	75	66.4		
	105313610	1001146	MOUNT VIEW SEC.	4	30	65	36	55.4	11	66	35	53.0	11	73	36	49.3		
	105483516	1001147	NED DOMAN HS.	4	15	79	69	87.3	27	65	47	72.3	10	54	34	63.0		
	105313432	1001148	OAKLANDS SEK.	5	4	170	155	91.2	0	194	169	87.1	6	185	167	90.3		
	103303206	1001149	OUDE MOLEN HTS.	5	4	89	82	92.1	0	115	93	80.9	0	102	89	87.3		
	105483524	1001182	PEAK VIEW SEK.	4	27	70	57	81.4	17	61	53	86.9	21	72	57	79.2		
	105483494	1001150	PHOENIX SEK.	4	14	92	60	65.2	11	71	47	66.2	30	70	51	72.9		
	102310278	1001151	PINELANDS HS.	5	0	188	185	98.4	0	188	188	100.0	0	189	186	98.4		
	105008028	1009936	PREMIER COLLEGE	9	0	62	54	87.1	0	87	59	67.8	0	65	55	84.6		
	103310281	1001152	QUEEN'S PARK HS.	5	12	59	56	94.9	6	47	40	85.1	5	68	51	75.0		
	105310284	1009937	RHODES HS.	5	1	167	118	70.7	0	182	146	80.2	1	192	149	77.6		
	105310288	1009938	RONDEBOSCH BOYS' HS.	5	0	161	161	100.0	0	149	149	100.0	0	162	162	100.0		
	105000817	1009940	ROSEBANK PROGRESS COLLEGE	9	0	67	62	92.5	0	64	53	82.8	0	44	42	95.5		
	105310291	1009939	RUSTENBURG GIRLS' HS.	5	0	171	171	100.0	0	143	143	100.0	3	166	166	100.0		
	105062458	1001153	RYLANDS HS.	5	2	195	189	96.9	2	198	184	92.9	2	200	178	89.0		

WESTERN CAPE


District Name	EMIS No	Centre No	Centre Name	Quintile	2017				2018				2019			
					No Progressed	Wrote	Achieved	% Achieved	No Progressed	Wrote	Achieved	% Achieved	No Progressed	Wrote	Achieved	% Achieved
METRO CENTRAL	105310293	1009942	S.A. COLLEGE HS.	5	0	162	162	100.0	0	156	156	100.0	0	150	150	100.0
	103313459	1001154	SALT RIVER SEC	5	18	54	29	53.7	21	83	45	54.2	10	70	34	48.6
	105310296	1009943	SANS SOUCI GIRLS' HS.	5	0	49	48	98.0	0	55	55	100.0	2	69	68	98.6
	103007340	1001195	SCHOOL OF HOPE	9	0	18	18	100.0	1	18	15	83.3	0	19	15	78.9
	103310297	1001156	SEA POINT HS.	5	1	81	74	91.4	6	60	53	88.3	7	61	50	82.0
	100000129	1009919	SILIKAMVA HIGH SCHOOL	3	1	85	61	71.8	0	78	47	60.3	0	109	44	40.4
	105483559	1001159	SILVERSTREAM SEK.	4	14	48	32	66.7	15	36	25	69.4	12	10	6	60.0
	105483540	1001161	SPES BONA HS.	5	10	80	34	42.5	13	75	60	80.0	15	81	52	64.2
	105000820	1009952	ST JOSEPH'S COLLEGE	9	0	23	20	87.0	0	28	28	100.0	0	29	29	100.0
	103000819	1009951	ST. GEORGE'S GRAMMAR SCHOOL.	5	0	23	23	100.0	0	25	24	96.0	0	36	36	100.0
	100000434	1001130	STAR COLLEGE - BRIDGETOWN	5	0	22	22	100.0	0	31	31	100.0	0	42	42	100.0
	105007284	1001199	STAR COLLEGE - CAPE TOWN	9					0	13	13	100.0	0	25	25	100.0
	105008275	1001186	STONEFOUNTAIN COLLEGE - ATHLONE	9	0	23	10	43.5	0	23	14	60.9	0	22	14	63.6
	100000320	1001205	STONEFOUNTAIN COLLEGE - KENILWORTH	9	1	17	11	64.7	0	35	24	68.6	1	34	26	76.5
	105041120	1009953	THANDOKHULU SEC	4	2	207	184	88.9	4	188	172	91.5	4	162	141	87.0
	105008404	1001207	THE LEADERSHIP COLLEGE	4	0	60	54	90.0	0	70	60	85.7	0	123	110	89.4
	103313335	1001167	TRAFALGAR SEC.	5	0	159	140	88.1	1	143	124	86.7	1	145	123	84.8
	103313416	1001169	VISTA HS.	5	5	79	50	63.3	7	81	64	79.0	4	51	34	66.7
	105315613	1009954	VISTA NOVA-SCHOOL	9	0	15	15	100.0	0	27	27	100.0	0	31	31	100.0
	105310311	1009955	VOORTREKKER HS.	5	2	110	105	95.5	0	101	96	95.0	2	109	104	95.4
	103313122	1001201	WALMER SEC.	5	3	42	41	97.6	5	50	38	76.0	6	58	47	81.0
	105310316	1009957	WESTERFORD HS.	5	0	178	178	100.0	0	167	167	100.0	0	173	173	100.0
	103323837	1001171	WINDERMERE SEK.	4	7	85	55	64.7	2	79	63	79.7	2	80	61	76.3
	105310317	1001172	WINDSOR HS.	5	0	123	120	97.6	1	116	112	96.6	5	118	106	89.8
	103007511	1001178	Y2K COLLEGE	9	2	57	51	89.5	1	58	40	69.0	2	52	41	78.8
103310328	1001174	ZONNEBLOEM NEST SENIOR SCHOOL	5	1	36	25	69.4	0	38	32	84.2	8	55	41	74.5	
METRO EAST	100000054	1004494	ACADEMY PRIVATE SCHOOL	9	0	11	10	90.9	0	11	10	90.9	0	6	6	100.0
	101310200	1002205	BELLVILLE HS.	5	0	221	221	100.0	0	217	217	100.0	0	204	204	100.0
	101303200	1002206	BELLVILLE HTS.	5	5	191	175	91.6	1	176	149	84.7	7	173	149	86.1
	101323764	1004401	BERNADINO HEIGHTS SEK.	5	9	209	205	98.1	6	240	233	97.1	21	275	264	96.0
	107323888	1004402	BLACKHEATH SEK.	5	30	91	74	81.3	29	101	57	56.4	15	96	58	60.4
	107007987	1004454	BLOEKOMBOS SEC	1	27	223	177	79.4	29	231	152	65.8	13	283	184	65.0
	101007208	1002242	BOSTON PRIVATE SCHOOL	5	1	42	39	92.9	0	53	47	88.7	1	45	38	84.4
	107310205	1004403	BRACKENFELL HS.	5	1	286	280	97.9	1	249	247	99.2	0	244	244	100.0
	106041121	1004404	BULUMKO SEC	3	31	148	102	68.9	16	143	89	62.2	41	122	56	45.9
	106008233	1004448	CENTRE OF SCIENCE AND TECHNOLOGY	3	0	106	99	93.4	2	106	98	92.5	6	104	94	90.4
	106041332	1004405	CHRIS HANI SEC	2	3	199	170	85.4	3	198	168	84.8	24	214	181	84.6
	107310218	1004407	DE KUILEN HS.	5	2	282	272	96.5	5	263	258	98.1	5	278	267	96.0
	100000608	1004901	DOT'S LEARNING CENTRE	2									0	7	7	100.0
	101007546	1002272	DUNATOS PRIVAATSKOOL	0	0	15	15	100.0	0	13	13	100.0	0	16	16	100.0

WESTERN CAPE

District Name	EMIS No	Centre No	Centre Name	Quintile	2017				2018				2019			
					No Progressed	Wrote	Achieved	% Achieved	No Progressed	Wrote	Achieved	% Achieved	No Progressed	Wrote	Achieved	% Achieved
					METRO SOUTH	106493317	1006601	ALOE SEC.	5	29	149	130	87.2	14	136	98
	100000268	1009987	AZ BERMAN HIGH SCHOOL	4	0	64	37	57.8	14	107	51	47.7	24	61	39	63.9
	106493325	1006602	BEACON HILL SEK.	4	9	115	100	87.0	10	117	78	66.7	18	169	99	58.6
	105310201	1009903	BERGVLIET HS.	5	0	204	203	99.5	0	185	183	98.9	0	193	191	99.0
	105483613	1009947	CAPE ACADEMY FOR MATHS. SCIENCE AND TEC	5	0	95	84	88.4	0	99	91	91.9	1	63	52	82.5
	106493333	1006603	CEDAR SEC.	5	27	150	115	76.7	28	159	132	83.0	29	219	186	84.9
	105008291	1009972	CHRISTEL HOUSE SOUTH AFRICA	5	0	46	45	97.8	0	50	50	100.0	0	41	37	90.2
	105000822	1009956	CONSTANTIA WALDORF SCHOOL	5	0	19	19	100.0	0	24	24	100.0	0	26	26	100.0
	105313599	1009908	CRESTWAY SEC.	4	12	88	61	69.3	13	82	58	70.7	0	86	57	66.3
	106003396	1006612	DARUL ARQAM ISLAMIC HS	9	0	53	53	100.0	0	59	58	98.3	0	41	39	95.1
	100000030	1009984	DARUN-NA'IM GIRLS HS	9	0	11	11	100.0	0	16	16	100.0	0	17	17	100.0
	105314633	1009965	DOMINIKAANSE SKOOL VIR DOWES	9	0	5	4	80.0	0	3	3	100.0	0	4	4	100.0
	106042317	1006604	DR. NELSON R. MANDELA HS.	2	45	152	98	64.5	51	134	74	55.2	31	126	71	56.3
	105313769	1009913	FAIRMOUNT SEC.	5	17	96	86	89.6	6	110	88	80.0	18	87	64	73.6
	104314201	1009914	FISH HOEK HS.	5	0	178	175	98.3	0	183	182	99.5	0	181	178	98.3
	100000286	1009986	FOCUS COLLEGE	9	0	20	18	90.0	1	63	47	74.6	0	68	48	70.6
	106493430	1006606	GLENDALE SEC.	4	19	139	128	92.1	9	170	141	82.9	6	141	104	73.8
	105313815	1009915	GRASSDALE HOeR	5	21	91	83	91.2	4	120	112	93.3	12	121	103	85.1
	105313408	1009916	GRASSY PARK SEC.	5	1	149	115	77.2	1	146	106	72.6	0	122	96	78.7
	105313467	1009920	HEATHFIELD HS	5	5	133	100	75.2	0	133	84	63.2	1	111	84	75.7
	105319228	1009923	IMMACULATA RK SEC.	5	2	79	74	93.7	4	89	78	87.6	3	83	78	94.0
	106323969	1006657	INTSEBENZISWANO SEC	2	25	195	153	78.5	15	218	159	72.9	35	160	126	78.8
	105313661	1009925	LAVENDER HILL HIGH SCHOOL	4	12	123	109	88.6	6	114	89	78.1	8	89	80	89.9
	106493392	1006610	LENTEGEUR SEC.	5	22	163	112	68.7	13	136	108	79.4	5	138	104	75.4
	105493341	1009927	LOTUS SEK.	5	11	26	15	57.7	0	31	21	67.7	0	27	16	59.3
	104373427	1009970	MASIPHUMELELE HS	3	9	168	112	66.7	12	186	107	57.5	4	193	128	66.3
	105000814	1001194	MICHAEL OAK WALDORF SCHOOL.	5	0	21	21	100.0	0	24	24	100.0	0	21	21	100.0
	106493368	1006615	MONDALE HS.	5	0	217	214	98.6	0	254	254	100.0	2	264	259	98.1
	104310265	1009928	MUIZENBERG HS.	5	0	123	114	92.7	0	132	117	88.6	0	136	119	87.5
	106493554	1006658	NEW EISLEBEN SEC	3	12	212	111	52.4	46	269	182	67.7	24	198	137	69.2
	105310269	1009930	NORMAN HENSHILWOOD HS.	5	0	215	212	98.6	0	209	203	97.1	0	214	202	94.4
	105308363	1009988	OAKLEY HOUSE SCHOOL	9	0	4	4	100.0	0	7	7	100.0	0	10	10	100.0
	104313491	1009931	OCEAN VIEW SEC.	4	15	112	92	82.1	20	185	140	75.7	11	154	119	77.3
	106042203	1006616	OSCAR MPETHA HS	2	3	162	104	64.2	19	120	82	68.3	11	121	95	78.5
	106493503	1006617	OVAL NORTH SEC.	4	4	163	148	90.8	3	192	155	80.7	3	130	118	90.8
	105062454	1009932	PELICAN PARK HIGH SCHOOL	5	1	103	91	88.3	5	120	110	91.7	5	134	118	88.1
	106313939	1006618	PHAKAMA SEC.	2	4	142	113	79.6	39	151	87	57.6	21	94	80	85.1
	106008035	1009971	PHANDULWAZI HS.	3	0	165	105	63.6	18	232	131	56.5	12	201	137	68.2
	106008278	1006641	PHILLIPI SEC	2	10	172	121	70.3	4	198	123	62.1	0	187	106	56.7
	105310279	1009933	PLUMSTEAD HS.	5	0	133	125	94.0	5	156	140	89.7	3	163	156	95.7

WESTERN CAPE

District Name	EMIS No	Centre No	Centre Name	Quintile	2017				2018				2019			
					No Progressed	Wrote	Achieved	% Achieved	No Progressed	Wrote	Achieved	% Achieved	No Progressed	Wrote	Achieved	% Achieved
OVERBERG	117333417	1008848	SWELLENDAM SEK.	3	4	114	97	85.1	19	137	108	78.8	17	116	100	86.2
	100000288	1008914	UMYEZO WAMAAPILE HS	1	0	129	100	77.5	14	176	101	57.4	29	177	107	60.5
	114333077	1008852	VILLIERSDORP SEK.	3	0	92	79	85.9	10	81	68	84.0	10	109	87	79.8
WEST COAST	136312208	1005503	AUGSBURG LANDBOUGIMNASIUM	5	0	50	50	100.0	0	48	47	97.9	0	45	43	95.6
	100000091	1005596	CEDERBERG ACADEMY	4	2	100	75	75.0	5	90	61	67.8	9	105	77	73.3
	136473472	1005505	CLANWILLIAM SEK.	3	4	60	46	76.7	0	75	66	88.0	4	89	83	93.3
	134473359	1005506	DIAZVILLE HS.	4	9	113	95	84.1	8	170	138	81.2	14	159	124	78.0
	135310225	1005507	DIRKIE UYS HS.	5	0	69	69	100.0	0	64	64	100.0	0	62	61	98.4
	136312222	1005508	GRAAFWATER HS.	4	2	52	52	100.0	0	57	53	93.0	0	54	53	98.1
	131312226	1005509	HOPEFIELD HS.	5	0	88	88	100.0	0	86	84	97.7	2	96	96	100.0
	132473510	1005540	ILINGELETHU SEC	1	0	113	78	69.0	8	93	62	66.7	6	133	89	66.9
	100000124	1005532	LOUWVILLE HS	4	2	116	76	65.5	7	155	89	57.4	7	132	89	67.4
	138312229	1005510	LUTZVILLE HS.	5	0	40	40	100.0	0	53	53	100.0	0	39	39	100.0
	137312234	1005542	NUWERUS HS.	3	2	16	14	87.5	3	17	9	52.9	0	42	22	52.4
	133312238	1005513	PIKETBERG HS.	5	1	64	64	100.0	0	61	61	100.0	0	60	59	98.3
	133312241	1005515	PORTERVILLE HS.	5	0	55	54	98.2	0	61	61	100.0	0	58	58	100.0
	132473405	1005519	SCHOONSPRUIT SEK.	4	7	250	197	78.8	8	218	173	79.4	21	207	184	88.9
	133473413	1005521	STEYNVILLE SEK.	4	10	173	134	77.5	2	153	111	72.5	19	204	127	62.3
	132310302	1005522	SWARTLAND HS.	5	0	144	141	97.9	0	131	127	96.9	1	146	144	98.6
	137312254	1005523	VANRHYNSDORP HS.	5	2	40	37	92.5	3	44	34	77.3	1	44	39	88.6
	133312257	1005524	VELDDRIF HS.	5	0	15	15	100.0	0	33	31	93.9	1	26	26	100.0
	134310314	1005525	VREDENBURG HS.	5	6	173	166	96.0	5	160	157	98.1	5	191	180	94.2
	138310312	1005526	VREDENDAL HS.	5	0	92	92	100.0	1	88	86	97.7	1	99	98	99.0
	138473421	1005527	VREDENDAL SEK.	3	9	158	142	89.9	7	177	112	63.3	8	163	129	79.1
	132470686	1005529	WESBANK SEK.	4	15	169	137	81.1	2	165	141	85.5	19	207	156	75.4
	134473456	1005530	WESTON SEK.	4	0	197	154	78.2	6	195	143	73.3	13	176	151	85.8



Published by the Department of Basic Education
222 Struben Street
Private Bag X895, Pretoria, 0001
Telephone: 012 357 3000
Fax: 012 323 0601

ISBN: 978-1-4315-3358-9

Department of Basic Education

www.education.gov.za
www.facebook.com/BasicEd
www.twitter.com/dbe_sa