

[illegible]



TABLE OF CONTENTS



PART A: GENERAL INFORMATION	Pages
1.1 Department's General Information	7
1.2 List of Abbreviations /Acronyms	9
1.3 Foreword by the Minister	13
1.4 Deputy Minister's Statement	15
1.5 Report of the Accounting Officer	18
1.6 Statement of Responsibility and Confirmation of the Accuracy of the Annual Report	28
1.7 Strategic Overview	29
1.8 Legislative and Other Mandates	29
1.9 Organisational Structure	32
1.10 Entities Reporting to the Minister	33






PART B: PERFORMANCE INFORMATION	37
2.1 Auditor-General's Report: Predetermined Objectives	39
2.2 Overview of Departmental Performance	39
2.3 Progress towards Achievement of Institutional Impacts and Outcomes	42
2.4 Institutional Programme Performance Information	44
2.5 Transfer Payments	78
2.6 Conditional Grants	84
2.7 Donor Funds	86
2.8 Capital Investment	86



PART C: GOVERNANCE	94
3.1 Introduction	96
3.2 Risk Management	96
3.3 Fraud and Corruption	96
3.4 Minimising Conflict of Interest	96
3.5 Code of Conduct	97
3.6 Health Safety and Environmental Issues	97
3.7 Portfolio Committees	97
3.8 Standing Committee on Public Accounts (Scopa) Regulations	108
3.9 Prior modifications to audit reports	108













TABLE OF CONTENTS

3.10	Internal Control Unit	108	PART G: ANNEXURES	247
3.11	Internal Audit and Audit Committees	108	Annexure 1B: Statement of Transfers to Departmental Agencies And Accounts	249
3.12	Audit Committee Report	111	Annexure 1C: Statement of Transfers to Higher Education Institutions	252
3.13	B-BBEE Compliance Performance Information	113	Annexure 1D: Statement of Transfers/Subsidies to Public Corporations And Private Enterprises	253
	PART D: HUMAN RESOURCE MANAGEMENT	115	Annexure 1E: Statement of Transfers to Foreign Government and International Organisations	254
4.1	Introduction	117	Annexure 1F: Statement of Transfers to Non-Profit Institutions	255
4.2	Human Resources Oversight Statistics	117	Annexure 1G: Statement of Transfers to Households	258
4.3	Employment and Vacancies	120	Annexure 1H: Statement of Gifts, Donations and Sponsorships Received	259
4.4	Filling of Senior Management Service Posts	123	Annexure 1J: Statement of Gifts, Donations and Sponsorships Made	260
4.5	Job Evaluation	126	Annexure 3A: Statement of Financial Guarantees Issued as at 31 March 2023 - Local	261
4.6	Employment Changes	128	Annexure 3B: Statement of Contingent Liabilities as at 31 March 2023	262
4.7	Employment Equity	134	Annexure 3B: (Continued) Statement Of Contingent Liabilities As At 31 March 2023	263
4.8	Signing Of Performance Agreements By Sms Members	139	Annexure 4: Claims Recoverable	264
4.9	Performance Rewards	140	Annexure 5: Inter-Government Payables	265
4.10	Foreign Workers	144	Annexure 7: Movement in Capital Work In Progress	267
4.11	Leave Utilisation	144	Annexure 8A: Inter-Entity Advances Paid (Note 13)	269
4.12	Hiv/Aids and Health Promotion Programmes	147	Annexure 11: Covid-19 Response Expenditure	270
4.13	Labour Relations	149	Annexure 12: Public Entities Reporting to the Minister	271
4.14	Skills Development	150	Annexure 13: Transfer Payments to Public Entities	284
4.15	Injury On Duty	152		
4.16	Use Of Consultants	152		
	PART E: PFMA COMPLAINTS REPORT	154		
5.1	Information on Irregular, Fruitless and Wasteful, Unauthorised Expenditure and Material Losses	156		
5.2	Information on late and / or non-payment of suppliers	159		
5.3	Information on Supply Chain Management	160		
	PART F: FINANCIAL INFORMATION	161		
6.1	Report of the Auditor-General	163		
6.2	Annual Financial Statements	170		



PART A

1. General Information

 1.1 Department's General Information	7	 1.7 Strategic Overview	29
 1.2 List of Abbreviations /Acronyms	9	 1.8 Legislative and Other Mandates	29
 1.3 Foreword by Minister of the Department	13	 1.9 Organisational Structure	32
 1.4 Deputy Minister's Statement	15	 1.10 Entities Reporting to the Minister	33
 1.5 Report of the Accounting Officer	18		
 1.6 Statement of Responsibility and Confirmation of the Accuracy of the Annual Report	28		



sport, arts & culture

Department:
Sport, Arts and Culture
REPUBLIC OF SOUTH AFRICA



1.1 GENERAL DEPARTMENTAL INFORMATION

Physical address:	Sechaba House 202 Madiba Street Pretoria 0002
Postal address:	Private Bag X897 Pretoria 0001
Telephone:	+27 12 441 3000
Fax:	+27 12 441 3699
Website address:	www.dsac.gov.za
RP:	103/2023
ISBN:	978-0-621-50268-8
Title of publication:	Department of Sport, Arts and Culture Annual Report 2022/2023
Facebook:	@SportartscultureRSA
Twitter:	@SportArtsCultur
Instagram:	@sportartscultureRSA
YouTube:	@SportArtsCultureRSA





sport, arts & culture

Department:
Sport, Arts and Culture
REPUBLIC OF SOUTH AFRICA

Inspiring A Nation Of Winners

1.2 LIST OF ACRONYMS AND ABBREVIATIONS

ACH	Arts, Culture and Heritage	IAA	Internal Audit Activity
ACPD	Arts and Culture Promotion and Development	IB	Interim Board
AENE	Adjusted Estimates of National Expenditure	IBA	International Boxing Association
AFBC	Africa Boxing Confederation	ICC	International Cricket Council
AGM	Annual General Meeting	ICT	Information and Communications Technology
ArtbankSA	Art Bank of South Africa	IT	Information Technology
AU	African Union	KCAP	KwaMashu Community Advancement Project
AUSC	African Union Sports Council	M&E	Monitoring and Evaluation
BAS	Basic Accounting System	MGE	Mzansi Golden Economy
BEPP	Built Environment Performance Plan	MIG	Municipal Infrastructure Grant
CAC	Community Arts Centre	MOA	Memorandum of Agreement
CCIFSA	Cultural and Creative Industries Federation of South Africa	MOI	Memorandum of Incorporation
CCIs	Cultural and Creative Industries	MP	Member of Parliament
CSD	Central Supplier Database	NAC	National Arts Council
DAC	Department of Arts and Culture	NARSSA	National Archives and Records Service of South Africa
DMSA	Ditsong Museums of South Africa	NDP	National Development Plan
DORA	Division of Revenue Act	NEP	National Evaluation Policy
DPSA	Department of Public Service and Administration	NF	National Federation
DPWI	Department of Public Works and Infrastructure	NFVSA	National Film, Video and Sound Archives
DSAC	Department of Sport, Arts and Culture	NHC	National Heritage Council
EPG	Eminent Persons Group	NLS	National Language Service
GBVF	Gender-Based Violence and Femicide	NPI	Non-Profit Institution
GIAMA	Government Immovable Assets Management Act	NSRA	National Sport and Recreation Act
HRBP	Human Resource Budget Plan		
HRM	Human Resource Management		
HVAC	Heating Ventilation and Air Conditioning		

1.2 LIST OF ACRONYMS AND ABBREVIATIONS

NT	National Treasury	SCM	Supply Chain Management
OHASA	Oral History Association of South Africa	SCOA	Standard Chart of Accounts
PACOFs	Performing Arts Centre of the Free State	SCOPA	Standing Committee on Public Accounts
PAJA	Promotion of Administrative Justice Act	SMS	Senior Management Service
PanSALB	Pan South African Language Board	SRSA	Sport and Recreation South Africa
PC	Portfolio Committee	SSA	Swimming South Africa
PESP	Presidential Employment Stimulus Programme	TOR	Terms of Reference
PFMA	Public Finance Management Act	TRC	Truth and Reconciliation Commission
POA	Programme of Action	TSA	Team South Africa
PSCBC	Public Service Co-ordinating Bargaining Council	UNESCO	United Nations Educational, Scientific and Cultural Organisation
RDSP	Recreation Development and Sport Promotion	USSA	University Sport South Africa
RIM	Robben Island Museum	VANSA	Visual Arts Network of South Africa
SA	South Africa	WLHM	Women's Living Heritage Monument
SAC	Sport, Arts and Culture		
SACO	South African Cultural Observatory		
SAHRA	South African Heritage Resources Agency		
SAIDS	South African Institute for Drug-Free Sport		
SANABO	South African National Boxing Organisation		
SASCOC	South African Sports Confederation and Olympic Committee		
SASL	South Africa Sign Language		
SASREA	Safety at Sport and Recreational Events Act		
SAST	South African State Theatre		



1.2.1 LIST OF FIGURES AND HR TABLES

Figure 1: Departmental performance overview (predetermined objectives)	41	Table 4.6.3 - Reasons why staff left the Department for the period 1 April 2022 to 31 March 2023	131
Figure 2: Programme-specific performance (predetermined objectives)	42	Table 4.6.4 - Granting of employee-initiated severance packages for the period 1 April 2022 to 31 March 2023	131
Figure 3 : Administration 2022/ 2023 Annual Performance Overview	44	Table 4.6.5 - Promotions by salary band for the period 1 April 2022 to 31 March 2023	131
Figure 4 : Recreation Development and Sport Promotion 2022/ 2023 Annual Performance Overview	52	Table 4.6.6 - Promotions by critical occupation for the period 1 April 2022 to 31 March 2023	132
Figure 5 : Arts and Culture Promotion Development 2022/ 2023 Annual Performance Overview	62	Table 4.7.1 - Total number of employees (including employees with disabilities) in each of the following occupational categories as at 31 March 2023	134
Figure 6 : Performance Overview for the Programme	72	Table 4.7.2 - Total number of employees (including employees with disabilities) in each of the following occupational bands as at 31 March 2023	135
Figure 7: Conditional grants and earmarked funds received by the Department.....	84	Table 4.7.3 - Recruitment for the period 1 April 2022 to 31 March 2023.....	135
Figure 8: Overall condition of facilities	86	Table 4.7.4 - Promotions for the period 1 April 2022 to 31 March 2023.....	136
Figure 9: Average condition against performance standard	87	Table 4.7.5 - Terminations for the period 1 April 2022 to 31 March 2023	137
Table 4.2.1 - Personnel cost by programme for the period 1 April 2022 to 31 March 2023	118	Table 4.7.6 - Disciplinary action for the period 1 April 2022 to 31 March 2023	138
Table 4.2.2 - Personnel cost by salary band for the period 1 April 2022 to 31 March 2023	118	Table 4.7.7 - Skills development for the period 1 April 2022 to 31 March 2023	138
Table 4.2.3 - Salaries, overtime, homeowners' allowances and medical aid by programme for the period 1 April 2022 to 31 March 2023	119	Table 4.8.1 - Signing of performance agreements by SMS members as at 31 May 2022	139
Table 4.2.4 - Salaries, overtime, homeowners' allowances and medical aid by salary band for the period 1 April 2022 to 31 March 2023	119	Table 4.8.2 - Reasons for not having concluded performance agreements for all SMS members as at 31 May 2022	139
Table 4.3.1 - Employment and vacancies by programme as at 31 March 2023	121	Table 4.8.3 - Disciplinary steps taken against SMS members for not having concluded performance agreements as at 31 May 2022.	140
Table 4.3.2 - Employment and vacancies by salary band as at 31 March 2023	121	Table 4.9.1 - Performance rewards by race, gender and disability for the period 1 April 2021 to 31 March 2022	140
Table 4.3.3 - Employment and vacancies by critical occupation as at 31 March 2023	122	Table 4.9.2 - Performance rewards by salary band for employees below SMS for the period 1 April 2021 to 31 March 2022	141
Table 4.4.1 - SMS post information as at 31 March 2023	124	Table 4.9.3 - Performance rewards by critical occupation for the period 1 April 2021 to 31 March 2022	141
Table 4.4.2 - SMS post information as at 30 September 2022	124	Table 4.9.4 - Performance-related rewards (cash bonus), by salary band for SMS for the period 1 April 2021 to 31 March 2022.....	143
Table 4.4.3 - Advertising and filling of SMS posts for the period 1 April 2022 to 31 March 2023	124	Table 4.10.1 - Foreign workers by salary band for the period 1 April 2022 to 31 March 2023	145
Table 4.4.4 - Reasons for not having complied with the filling of funded vacant SMS posts advertised within 6 months and filled within 12 months after becoming vacant for the period 1 April 2022 to 31 March 2023.....	125	Table 4.10.2 - Foreign workers by major occupation for the period 1 April 2022 to 31 March 2023	145
Table 4.4.5 - Disciplinary steps taken for not complying with the prescribed time frames for filling SMS posts within 12 months for the period 1 April 2022 to 31 March 2023	125	Table 4.11.1 - Sick leave for the period 1 January 2022 to 31 December 2022	146
Table 4.5.1 - Job evaluations by salary band for the period 1 April 2022 to 31 March 2023	126	Table 4.11.2 - Disability leave (temporary and permanent) for the period 1 January 2022 to 31 December 2022	146
Table 4.5.2 - Profile of employees whose positions were upgraded due to their posts being upgraded for the period 1 April 2022 to 31 March 2023	127	Table 4.11.3 - Annual leave for the period 1 January 2022 to 31 December 2022	147
Table 4.5.3 - Employees with salary levels higher than those determined by job evaluation by occupation for the period 1 April 2022 to 31 March 2023	127	Table 4.11.4 - Capped leave for the period 1 January 2022 to 31 December 2022	147
Table 4.5.4 - Profile of employees with salary levels higher than those determined by job evaluation for the period 1 April 2022 to 31 March 2023	127		
Table 4.6.1 - Annual turnover rates by salary band for the period 1 April 2022 to 31 March 2023	128		
Table 4.6.2 - Annual turnover rates by critical occupation for the period 1 April 2022 to 31 March 2023	129		



1.2.1 LIST OF FIGURES AND HR TABLES

Table 4.11.5 - Leave pay-outs for the period 1 April 2022 to 31 March 2023	148
Table 4.12.1 - Steps taken to reduce the risk of occupational exposure	148
Table 4.12.2 - Details of health promotion and HIV/Aids programmes	150
Table 4.13.1 - Collective agreements for the period 1 April 2022 to 31 March 2023.....	150
Table 4.13.2 - Misconduct and disciplinary hearings finalised for the period 1 April 2022 to 31 March 2023.....	150
Table 4.13.3 - Types of misconduct addressed at disciplinary hearings for the period 1 April 2022 to 31 March 2023	151
Table 4.13.4 - Grievances lodged for the period 1 April 2022 to 31 March 2023	151
Table 4.13.5 - Disputes lodged with councils for the period 1 April 2022 to 31 March 2023	151
Table 4.13.6 - Strike action for the period 1 April 2022 to 31 March 2023	151
Table 4.13.7 - Precautionary suspensions for the period 1 April 2022 and 31 March 2023	151
Table 4.14.1 - Training needs identified for the period 1 April 2022 to 31 March 2023	152
Table 4.14.2 - Training provided for the period 1 April 2022 to 31 March 2023	152
Table 4.15.1 Injury on duty for the period 1 April 2022 to 31 March 2023	153
Table 4.16.1 - Consultant appointments using appropriated funds for the period 1 April 2022 to 31 March 2023	154
Table 4.16.2 - Analysis of consultant appointments using appropriated funds in terms of historically disadvantaged individuals (HDIs) for the period 1 April 2022 to 31 March 2023	154



1.3 FOREWORD BY THE MINISTER

Mr. N G. Kodwa, MP



Access to infrastructure is a key enabler for the Department to deliver on its mandate. Ten community outdoor gyms and children's play parks were constructed.



The annual report reflects the Department's progress during the 2022/23 fiscal year, three years after the merger to form the current Department of Sport, Arts and Culture (DSAC). It could be expected that by this time our organisation should be functioning like a well-oiled machine to meet the merger objectives; however, it is important to remember that our country has just come out of the catastrophic COVID-19 pandemic, which directly impacted the Department's programmes.

Nevertheless, the Department continued to deliver on the predetermined outcomes and priorities such as social cohesion and safe communities. A series of engagements or discussions with communities were undertaken to address, among other issues, race, class, gender, religion, culture and other social constructions in all corners of the country. Central to these discussions were citizens' concerns about the decline of morals in our daily lives; therefore, the Moral Regeneration Movement (MRM) created awareness of the Charter of Positive Values.

The Department continued to promote the country's national symbols. To this effect, 12 workshops were hosted to advance knowledge of national symbols, 179 national flags were provided to schools and 30 public awareness activations of the "I am the Flag" campaign were held. The objective of the National Symbols and National Identity Workshop is to: promote the teaching of South African national symbols in all schools, highlight how national symbols express our common identity as the people of South Africa, and use national symbols to cultivate a patriotic spirit and advance nationhood and social cohesion. This work aligns with our core focus, which is to attain a diverse, socially cohesive society with a common national identity.

To enable participation in sport and recreation we did not only facilitate opportunities for people to share space, but also provided equipment and/or attire to schools, hubs and club as per established norms and standards.

Access to infrastructure is a key enabler for the Department to deliver on its mandate. Ten community outdoor gyms and children's play parks were constructed, in addition to the technical and management support provided to 141 municipalities across the country of their Municipal Infrastructure Grant (MIG)-funded sport facilities.

The MIG aims to eradicate municipal infrastructure backlogs in poor communities to ensure the provision of basic services such as water, sanitation and community lighting.

“ The Department was able to provide 32 young graduates (5,95% of funded positions) with an opportunity to gain practical work experience in their field of study and 322 arts practitioners were placed in schools to empower learners about sport, arts and culture activities. ”

Since it was allocated in 2007, the conditional grant for community libraries has made great strides in improving the state of public and community libraries in the country. In the reporting period, 31 community libraries were financially supported to enable South Africans to gain access to knowledge and information resources that will improve their socio-economic conditions.

The mass participation and sport development grant aims to increase citizens' access to sport and recreation activities. In this financial year, the Department inspired lifelong physical activity by providing mass sport participation opportunities to participants, mainly through the following sport and recreation promotion campaigns and events:

- Move for Health Day, 31 May 2023
- Indigenous Games Festival, 24–29 September 2022
- Nelson Mandela Sport and Culture Day, 10 May 2023
- National Recreation Day, 7 October 2022
- Big Walk, 23 October 2022
- National Youth Camp, 3–10 December 2022
- Andrew Mlangeni Golf Development Programme, 29–31 March 2023
- Ministerial Outreach Programme, 8 November 2022 to 3 March 2023.

In line with broad-based black economic empowerment (B-BBEE) prescripts, uplifting small, medium and micro businesses remains a priority of the Department. As such, the Department processed or paid 7 638 invoices in the reporting period, amounting to R680 928 842,96. All the invoices were paid within 30 days as per the set target. These transactions were necessary because they seek to advance economic transformation and enhance the economic participation of black people (i.e. African, coloured and Indian people who are South African citizens) in the South African economy.

The Department was able to provide 32 young graduates (5,95% of funded positions) with an opportunity to gain practical work experience in their field of study and 322 arts practitioners were placed in schools to empower learners about sport, arts and culture activities.

I would like to appreciate my colleague, Ms Nocawe Mafu, the Deputy Minister, for the support shown during the transition period. The work of the Ministry and the Department could not wait for us to settle in because our people and structures in the sport, arts and recreation sector expected continued services.

Furthermore, my acknowledgement goes to the Acting Director-General, Executive Management and the entire DSAC family for their support and proposals on how best to serve our people. There is still a lot of work ahead. But, only by working together will we find a way to foster the active, winning and socially cohesive nation we aspire to see in our lifetime.



MR. N. G. KODWA, MP

MINISTER OF SPORT, ARTS AND CULTURE

Date: 31 August 2023



1.4 STATEMENT BY THE DEPUTY MINISTER

Ms. N. Mafu, MP



The success of our teams and the country as a host nation for major events not only brings us together as a nation but also reminds us that we are better off united than apart.



The 2022/23 annual report is presented after yet another successful major event hosted by our country. The joy that goes with it is even more heightened because the success not only accentuates us as a host country of choice, but also celebrates and acknowledges the rise of women's sport in our country. The Netball World Cup 2023 took place from 28 July to 6 August 2023, which marked the first time the tournament was held in Africa. As a country, we must build on this if we are to enable women's sport to claim its rightful place among the galaxy of stars.

Following consultations with all three spheres of government, including sport federations, NGOs, university representatives and the media, the Department has developed the Women in Sport Policy; it has been gazetted for public comment and the review of comments is underway. The aim of the policy is to promote gender equality and address the barriers that women and girls are faced with in the field of sport, i.e. socio-cultural and biological factors, poverty and the lack of access or differential access to multiple resources, to mention a few.

In the spirit of empowering and celebrating women in sport, it is my pleasure and delight to acknowledge once again our Banyana Banyana team, who were crowned champions of Africa after winning the Women's Africa Cup of Nations title in July 2023. Their recent participation in the 2023 FIFA World Cup held in Australia and New Zealand is testimony that with our support our ladies will reach even higher levels. I also wish to acknowledge the superb performance of the Proteas women's cricket team, who not only amassed the highest number of spectators in Women's World Cup history when they faced England in the T20 Women's Cricket World Cup held on South African soil in February 2023, but also represented us with pride.

“

As a nation, we need to ask ourselves, 'why do women and children continue to experience violence' despite the many legal protections and interventions by state and civil society organisations.

”

Inspiring A Nation Of Winners

While the success of our teams and the country as a host nation for major events brings us together as a nation, it also reminds us that we are better off united than divided. Furthermore, it reminds us of the need to tackle the challenges we are faced with hand-in-hand, challenges such as gender-based violence and femicide (GBVF) that is still a horrific reality in our country.

As a nation, we need to ask ourselves why women and children continue to experience violence despite the many legal protections and interventions by state and civil society organisations.

Those who deal with the issue of abuse closely have repeatedly impressed upon us that victims who experience violence, especially children, are more likely to become perpetrators of violence in adulthood if the root causes of violence they witness are not addressed. Thus, it concerns us greatly when abuse occurs in a situation of trust, whether in the family, church, school or elsewhere. In response, the Department, working with its various partners across the country, implemented three programmes (Baqhawafazi, Silapha and Golekane) that are meant to encourage communities to develop solutions to their challenges. The Baqhawafazi Programme had among its supporting campaigns the Senzeni na campaign, meaning "what have we done".

The campaign provided a platform where women and men conversed about the issues of gender equality and abuse. The Silapha Programme focused on addressing emotional, physical, spiritual, psychological and psycho-social well-being, and providing disability reintegration support for artists and athletes, while the Golekane Programme focused on a nationwide dialogue between men and boy children with the intent of getting men to take charge in driving change behavioural dialogues to curb the scourge of GBVF. The campaign further aims to raise awareness of GBVF by partnering with various departmental programmes and civil society organisation-led programmes. The campaign was spearheaded by ambassadors who were appointed by the Department in assisting to cascade the message of awareness of GBVF.

The Department, working with the South African Geographical Names Council, continues to transform South Africa's naming landscape. During the 2022/23 financial year, three Gazettes containing geographical names that were standardised and/or changed were published. The notable names changed were from the Eastern Cape, namely KwaMaqoma from Fort Beaufort and Enxuba from Cradock; and KwaZulu-Natal, namely Solomon Linda from Pomeroy. We need to create more awareness in our constituencies so that more colonial and apartheid names are changed to reflect the languages and cultural heritage of most of the people of South Africa.



The Department is, among other things, mandated to develop and promote the use of all official languages of the Republic. In responding to this mandate, the Department awarded 312 language and heritage bursaries to students from institutions of higher learning across the country. In 2023/2024, the Department will award 250 language and heritage bursaries to the amount of R6,6 million. This initiative is undertaken to ensure that there is a growing cadre of new language and heritage practitioners, scholars and researchers in the country.

As the custodian of the Government's commemorative programme, inclusive of the national days as determined by the Public Holidays Act, 1994 (Act No. 36 of 1994), the Department continues to annually host six national days' celebrations/commemorations. In 2022/23, all the key national days were successfully celebrated/commemorated and all events were in person – signalling a marked departure from the COVID-19 era. For the 2023/24 financial year, the Department has set aside R31,5 million towards the national days. Given the divisions that are still evident owing to the country's colonial and apartheid past, the government looks to the national commemorative programme, and particularly the national days, as a platform to promote one of its key priorities in the Medium-Term Strategic Framework (MTSF), i.e. social cohesion and nation building (including moral regeneration).

I wish to thank the two Ministers I have worked with during the period under review for their leadership and the Acting Directors-General together with their teams for the fortitude and hard work during for their fortitude and hard work during the challenging time we have just emerged from.



MS. N. MAFU, MP

DEPUTY MINISTER OF SPORT, ARTS AND CULTURE

Date: 31 August 2023



1.5 REPORT OF THE ACCOUNTING OFFICER

Dr. C N. Khumalo



1. OVERVIEW OF THE OPERATIONS OF THE DEPARTMENT

1.1 Responsibilities of the Accounting Officer

The Accounting Officer is responsible for managing the Department in compliance with the law, the policies and prescripts of the government of the day and within the allocated budget of the Department.

1.2 Overview of Key Result

UNESCO World Conference on Cultural Policies and Sustainable Development – MONDIACULT 2022

South Africa participated in the MONDIACULT Conference hosted by the Government of Mexico in collaboration with UNESCO from 28–30 September 2022. South Africa formed part of the more than 150 UNESCO Member State delegations who adopted and supported the final MONDIACULT Declaration, which outlined critical priorities in the areas of culture that will guide UNESCO's actions in the coming years.

This Declaration affirms that culture is a “global public good” and includes a call for culture to be included “as a specific objective in its own right” in the next United Nations sustainable development framework beyond 2030. The final Declaration outlined critical priorities identified by the Member States across countries and regions in the context, placing culture at the core of national and international development, thus making culture a global public good.

1.3 2022 Gothenburg Book Fair

South Africa participated as the guest of honour and country of focus at the 2022 Gothenburg Book Fair from 22–25 September 2022. The Gothenburg Book Fair is one of the largest book fairs in Europe and the most prestigious cultural event in the Nordic countries. It attracted 85 000 visitors during the four days of the fair. The Deputy Minister, Ms Nocawe Mafu, led the South Africa delegation at the Gothenburg Book Fair. As the guest of honour, South Africa featured as the theme country in the official programme of the fair.

1.4 South African Cultural Season

The South African Cultural Season in Tanzania created job opportunities for more than 100 artists who presented their artworks in person and through exhibitions. The two-week Cultural Programme was made up of authentic South African culture filled with vibrant and exciting artistic activities. The cultural manifestations and exhibitions presented were able to fill all venues to full capacity and thus created new opportunities for artists through exposure to new markets and the creation of various platforms for skills sharing with counterparts.

1.5 Signing of South Africa–Kenya Film Co-Production Treaty

Kenya has been identified as a strategic partner for South Africa, particularly given its geopolitical position within the East African region and its relative economic size and importance for trade and investments opportunities for South Africa. Kenya also presents excellent access to the lucrative East African market for South Africa's Culture and Creative Industry products. Signing the Film Co-Production Treaty on 9 November 2022 has provided the opportunity for an effective co-production landscape between the two countries that enhances opportunities for the sector growth by opening streams of international finance, skills transfer, removal of audiovisual trade barriers, and the economic growth of the industries of distribution and production of film, television, video and new media works.

1.6 Active Nation Programme

School sport is considered as the foundation of sport development in the country and thus the National School Sport Championships stimulate mass participation in sport and promote the development of sports in schools.

The event addresses transformation by creating access, opportunities and exposure for learners in disadvantaged communities and schools.

- School sport contributes to learners' development regarding physical, psychological, social and educational benefits.

- School sport has the potential of contributing to unity, nation building and social cohesion, which are fundamental for achieving equal opportunities, inclusion and increasing positive interaction across space and class.
- The return of sport in schools was long overdue and many schools had to wait in anticipation to participate in sport.
- The fourth term coincides with the first term in schools, which is also the athletics season, as a result many schools are able to take part.

The Department has also launched the Sport Ambassadors Programme with a view to strengthen the implementation of school sport at the lowest level. This programme will work with retired professional players to help deliver the programme on the lower level.

“South Africa participated as the guest of honour and country of focus at the 2022 Gothenburg Book Fair from 22–25 September 2022. The Gothenburg Book Fair is one of the largest book fairs in Europe and the most prestigious cultural event in the Nordic countries”

Through these events, people of different genders, ages and disability are enabled to participate in sport and recreation. The lifting of all COVID-19 restrictions allowed more people to participate in sporting activities on a larger scale. During this financial year, the Community Sport and Active Recreation units held all eight of their target events as well as ministerial outreach programmes as the need arose. The increase in number of equipment and attire distributed is attributed to the frequency and number of ministerial outreach programmes and ad hoc requests received.

1.7 Indigenous Games Festival

The purpose of the South African Indigenous Games Festival is to revive and popularise the games that appeal to vast sectors of South African communities, thus promoting cultural diversity and tolerance, and celebrating our country's rich cultural heritage. The Indigenous Games Festival took place in KwaZulu Natal from the 24-29 September 2022 to coincide with Heritage Month celebrations. All provinces participated in the Indigenous Games Festival in the following codes: indoor games, i.e. morabaraba, ncuva, intonga and kgati; and outdoor games, i.e. jukskei, diketo, kho-kho, dibeke and drie-stokkies.

1.8 Winning Nation Programme

The scientific and medical support provided to athletes are important in fast-tracking athletes or teams to achieve elite level and represent the country at international events. A total of 288 athletes were supported through the scientific support programme in the 2022/23 financial year. This achievement exceeded the target of 80 that was planned with an annual budget of R4 million. The overachievement on this indicator is due to the extra support provided to various athletes in preparation for and during participation at multi-coded international events.

A team of 208 under-20 athletes represented the country in the 11th edition of the African Union Sports Council (AUSC) Region 5 Youth Games in Lilongwe Malawi from 2–12 December 2022. Team South Africa came first in the final medal table at the AUSC Region 5 Youth Games with 114 medals: 62 gold, 30 silver and 22 bronze.

Further support was provided to two federations, namely University Sport South Africa (USSA) and the South African National Amateur Boxing Organisation (SANABO). A total of 40 athletes were supported, 35 from USSA and 5 from SANABO.

The USSA athletes were mainly supported in preparation for the World Student Games that were scheduled to be held in Chengdu, China, from 28 July to 8 August 2023.

Looking at the number of athletes supported by sports academies, the sports academies provided support within their frameworks, including training camps, logistical support to the training, and medical and scientific support. Most of these athletes were representing their respective provinces in various national championships like the South African Sport for the Physically Disabled (SASAPD) National Championships from 17–21 March 2023 in Cape Town, Western Cape; the National Deaf Championships from 24–27 March 2023 in Kwaggasrand, Pretoria; and the Male Netball Championships from 27 March to 1 April 2023 at Royal Bafokeng Stadium, North West.

Other international events hosted in South Africa during the 2022/2023 financial year included the following:

- The World Table Tennis Contender held in Durban in January 2023. This served as a front runner and dry run for the upcoming World Championships.
- The Netball Quad Series saw South Africa host Australia, England and New Zealand from 21–25 January 2023.
- The 2023 Indoor Hockey World Cup was the sixth edition of this tournament and took place from 5–11 February 2023 in Pretoria.
- The inaugural International Cricket Council (ICC) U-19 Women's T20 World Cup was hosted from 14–29 January 2023. The host venues were Willowmoore Stadium in Benoni, the Absa Puk Oval in Potchefstroom, and the JB Marks Oval in Potchefstroom which hosted the final match between India and England with India making history by emerging as the champions.

1.9 Crafts: Beautiful Things Exhibition

Beautiful Things Exhibition – the Department funded the setting up of an ongoing exhibition and craft outlet at the Women's Living Heritage Monument (WLHM) at Sammy Marks Square in Pretoria. The WLHM is a facility of the Gauteng Department of Sport, Arts, Culture and Recreation (DSACR). The rationale for the project was to have an ongoing showcase and retail for efficient access to craft products, in particular corporate gifts for the government, the corporate sector and the diplomatic corps.

1.10 Design: Igoda Incubator

In the 2022/2023 financial year, the Department financially supported the Igoda Incubator. The Igoda Incubator is a South African incubation programme that facilitates the development of previously disadvantaged communities. It is owned by black women and managed by a team of skilled personnel with extensive experience in various fields in the clothing manufacturing sector.

1.11 Visual Arts: Venice Biennale

Participation in the Venice Biennale is possible because of an exhibition space that was leased in 2012 by the Department from the Biennale Foundation in Venice, Italy for an annual exhibition, alternating biennially between art and architecture. In the 2022/2023 financial year the exhibition was held in Venice Biennale from the 23rd April - 27th November 2022.

1.12 Digitisation – Presidential Employment Stimulus Programme (PESP)

- One of the major achievements of the project was the employment of 163 youths.
- The National Archives and Records Service of South Africa (NARSSA) partnered with the National Library of South Africa, and each institution received R30 Million towards digitisation of archival records and library material.
- All the youth who were employed benefited by gaining skills in archival work and digitisation. By the time the project ended in August 2022, only 120 of the 163 youths remained because 43 of the interns got jobs as their employability increased due to the skills they gained through the project.
- During the year under review, NARSSA concluded the bulk import of the Comma Separated Value (CSV) files (plain text files such as spread sheets) for the archival groups: Convention for a Democratic South Africa (CODESA) and the Multi-Party Negotiating Process (NEG). Both archival groups were also published on the NARSSA website. This digitisation was made possible through a partnership with Constitution Hill Trust.
- At the end of the project, 72 811 records had been digitised.

1.13 Truth and Reconciliation Commission (TRC) and Treason Trial Dictabelts Projects

- The TRC audio tapes are part of a collection of the verbatim recordings of the public hearing proceedings of the TRC process, which was established in 1996. The collection consists of audio tapes, video tapes (Betacam and VHS) and paper records.
- The Treason Trial dictabelts are part of the records relating to the so-called terrorist groups/trials under the apartheid government document collection that is preserved at the archives.
- Digitisation is a multiyear project aimed at digitising the collection of 3 250 Treason Trial dictabelts and 10 455 TRC audio tapes. The digitisation of archival records started in 2020/2021 with the dictabelts. The target for the 2022/23 financial year was 150 dictabelts and 90 audio tapes to be digitised. The actual achievement was 463 dictabelts and 1 721 audio tapes digitised – an overachievement of 313 dictabelts and 1 631 audio tapes, which was due to the employment of PESP interns.
- 80TB storage space was acquired by the Department of Sport, Arts and Culture (DSAC) IT Unit to store the digitised files of the TRC audio tapes.

1.14 Restoration of Winnie Madikizela-Mandela House

The Department has completed the restoration of the Winnie Madikizela-Mandela house and installed an exhibition in the town now known as Winnie Mandela. This newly completed museum has been equipped with modern state-of-the-art information and communication technology (ICT) equipment. Upon completion, DSAC handed over the house memorial to the Free State Department of Sport, Arts, Culture and Recreation in December 2022, who are operationalising the memorial as a museum.

1.15 Operationalisation of the OR Tambo Garden of Remembrance and Ingquza Hill Museum

Construction of the OR Tambo Garden of Remembrance was completed in 2020. Consequently, DSAC is finalising the installation of a fully equipped library with ICT that will serve as a resource service centre for the local communities. The beneficiaries in the main will be learners. Both the Ingquza Hill Museum and OR Tambo Garden of Remembrance have been incorporated into the management and operations of the Nelson Mandela Museum for a period of three years. It is proposed that the OR Tambo Garden of Remembrance be officially launched on the 27th October 2023 as part of the OR Tambo Month celebrations.

1.16 Operationalisation of the Nelson Mandela Prison House

In 2022, the Council for the Iziko Museums of South Africa approved the integration of the Nelson Mandela House complex, located at the former Victor Verster prison (now called Drakenstein Correctional Centre) in Paarl, Western Cape. Iziko Museums of South Africa is doing ongoing maintenance work at the house and has installed CCTV security infrastructure, floodlights and beam alarms; and replaced gutters, downpipes and infested ceilings in the house where the chef stayed. DSAC has made funding available for the maintenance of the site, rehabilitation and restoration work, and the upgrading of the site to operationalise it as a museum for the 2023/2024 financial year. R2,2 million and R2,5 million have been allocated over the medium-term expenditure framework. Furthermore, the Department has started the process to declare the site as an asset of Iziko Museums of South Africa through announcing the official declaration in the Government Gazette.

1.17 Stabilisation and Operationalisation of Liliesleaf Museum

In 2020, Liliesleaf had to close due to the COVID-19 pandemic and operational challenges. Consequently, the Department engaged the National Treasury to jointly assist Liliesleaf Museum. The National Treasury granted DSAC permission to provide relief assistance of R12 million for operations of Liliesleaf Museum. The Department approached Freedom Park to act as caretaker for the interim operations of Liliesleaf Museum. In preparation for declaring the Liliesleaf Museum as a Declared Cultural Institution, the Department appointed a service provider to conduct a due diligence to determine the possibility of declaring the institution as an institution of the Department. The exercise has been completed and will be followed by the process of dissolving the Liliesleaf Trust, whereafter the new entity will be gazetted as a declared cultural institution in accordance with the Cultural Institutions Act, 1998 (Act No. 119 of 1998).

“The rationale for the project was to have an ongoing showcase and retail for efficient access to craft products, in particular corporate gifts for the government, the corporate sector and the diplomatic corps.”



sport, arts & culture

Department:
Sport, Arts and Culture
REPUBLIC OF SOUTH AFRICA

1.18 Repatriation of Human Remains of Exiled Liberation Struggle Heroes and Heroines

The Department is leading a multi-departmental team as part of the planning phase to undertake the exhumation and repatriation of human remains of struggle heroes and heroines from the SADC region and beyond. Cabinet approved the National Policy for the Repatriation and Restitution of Human Remains in March 2021. The Department hosted a workshop in August 2022 to determine the most impactful but less costly repatriation model.

Contrary to the approach to repatriate mainly prominent leaders one at a time, the workshop developed a new inclusive and integrated country-to-country approach. Furthermore, the workshop developed a six-stage implementation plan involving burial site verification, exhumation, confirmation of identity, return and reburial and finally memorialisation.

1.19 National Policy on the Digitisation of Arts, Culture and Heritage

DSAC embarked on a process to review the 2011 draft national policy on the digitisation of heritage resources. The policy is about protecting South African heritage. The technological advances that have revolutionised the world have directly and indirectly impacted on the protection and preservation of heritage. The digitisation of heritage is one of the many consequences of technological development. For the policy to be approved it is important to conduct an exercise that will determine how much it will cost government to implement it. Therefore, the costing of the policy is fundamental. The rapid progression and accelerating evolution of ICTs poses a serious challenge to our notions and practices of collective memory and heritage. These are increasingly dependent on digital technologies and it is apparent that the long-term, perhaps eternal, agenda of heritage is in conflict with the rapid obsolescence of digital content and technologies. There are increasing capabilities in the resolution or accuracy of digital reproductions and this is one contributing factor to this obsolescence. This is perhaps the most important of all the systemic issues that have given rise to the need for this digitisation policy and is an acknowledgement that the greatest risk of the widespread exploitation of digital technologies as the basis for heritage is unconstrained usage of these digital technologies themselves.

2. DEPARTMENTAL RECEIPTS

Departmental receipts	2022/2023			2021/2022		
	Total estimated revenue	Actual receipts at the end of March	Actual (over)/under receipts	Total estimated revenue	Actual receipts at the end of March	Actual (over)/under receipts
	R'000	R'000	R'000	R'000	R'000	R'000
Sales of goods and services other than capital assets	371	277	(94)	368	247	(121)
Interest, dividends and rent on land	13	83	70	8	23	15
Sales of capital assets	251	0	(251)	250	386	136
Revenue financial assets	486	4 479	3 993	115	10 792	10 677
Transfers received	0	0		0	150	150
Total	1 121	4 838	(3 718)	741	11 598	10 857

The Department's total estimated revenue collection was an amount of R1 121 000; however, the actual revenue collected at the end of the financial year was R4 838 000. The net increase of R3 718 000 in the revenue collected is due to the following reasons:

- a reduction in revenue collected in the category of sales of goods and services, mainly due to the decline in demand for services relating to the registering of coats of arms, administrative services and sales of scrap and waste;
- higher than anticipated interest revenue was received from the bank, and repayments of debtors' accounts;

- no revenue on sales of capital assets was received as the Asset Disposal Committee meeting was not held in time to make recommendations on obsolete and redundant assets; therefore, no auction was held until late in March and the revenue was received in April 2023; and
- a net increase in revenue in financial assets that was not budgeted for, mainly due to refunds received for PESP projects.

3. DETERMINATION OF REVENUE TARIFF

3.1 National Archives and National Film, Video and Sound Archives

The National Archives makes archival material available to the public. Although actual access to archival documentation is free of charge, the public is charged for the reproduction of material for further use, on either film or paper. Publications are also sold and the public is charged for the transfer of data by magnetic means. The National Film, Video and Sound Archives (NFVSA) collects, preserves and provides access to audiovisual records created by both government and private bodies or individuals. Copyrighted material held by the State are charged as per the approved tariff structure. For those held by outsiders, negotiations are entered into between the user and the copyright holder. Before the material can be transferred to the requested format, the NFVSA demands proof of an agreement between the two parties. The National Archives through the Accounting Officer submits the proposed tariff structure for approval by the National Treasury, having considered current market rates and as per Treasury Regulations. This excludes tariffs that are determined by other legislative frameworks, e.g. PAIA.

3.2 Bureau of Heraldry

The Bureau of Heraldry designs and registers heraldic representations, names, special names and uniforms of individuals, associations and institutions. The Bureau of Heraldry also promotes the national symbols using school-based activities, workshops and activation campaigns. The State Herald reviews the tariffs for services, in consultation with the Accounting Officer, considering current market rates in line with the National Treasury's Regulations for departments, constitutional institutions and public entities.

3.3 National Language Service

The National Language Service promotes the use and equal status of all official languages to transform society and provide access to information and services through the development of specialised terminology, human language technologies, translation and editing services in all official and foreign languages. It also provides bursaries through partnerships with universities and works towards professionalisation of the sector. Translation and editing services, available terminology lists, language policy development advice and human language technology tools training workshops are provided to all national government departments and institutions of higher learning at no cost.

4. PROGRAMME EXPENDITURE

	Programme Name	2022/23			2021/22		
		Final Budget	Actual Expenditure	Variance	Final Budget	Actual Expenditure	Variance
		R'000	R'000	R'000	R'000	R'000	R'000
1.	Administration	549 631	533 899	15 732	497 093	459 174	37 919
2.	Recreation Development and Sport Promotion	1 344 440	1 337 274	7 166	1 372 722	1 352 547	20 175
3.	Arts and Culture Promotion and Development	1 761 017	1 743 089	17 928	1 293 451	1 261 895	31 556
4.	Heritage Promotion and Preservation	2 650 365	2 622 404	27 961	2 584 007	2 570 044	13 963
	TOTAL	6 305 453	6 236 666	68 787	5 747 273	5 643 660	103 613

The Department's budget allocation for the 2022/23 financial year activities was R6,305 billion. Actual expenditure as at 31 March 2023 amounted to R6,236 billion, representing 98,9% of the total allocated budget. The main contributors to the underspending are made up as follows:

Economic Classification	R'000
Compensation of employees The variance of R32,4 million was caused by vacant positions that are at different stages of the selection process. The variance is due to the saving accumulated throughout the financial year as advertised posts were not filled by the beginning of the financial year. Further to that, the Department filled many of the advertised positions through internal promotion, thus, resulting in small margin in salaries. The vacant positions due to the internal promotion, could not be filled before the end of the period under review.	32 383
Goods and services The variance of R7,3 million was mainly attributed to the following: <ul style="list-style-type: none"> the service provider for the procurement and installation of ICT equipment for the operationalisation of the OR Tambo Garden of Remembrance had not completed the tasks in line with the SLA, the SA Sport Awards invoices for travelling and accommodation were not yet received by the end of March 2023, and the South African Cultural Observatory (SACO) invoice was based on work done. 	7 258
Departmental agencies and accounts (Cur/Cap) The variance of R18,7 million was mainly attributed to the following: <ul style="list-style-type: none"> a transfer to the National Museum for the implementation of the Presidential Stimulus Programme was not fully transferred as the entity was not able to attract the anticipated applications in its three funding categories, a transfer to the National Library of SA for the Community Library Services Grant was not fully transferred due to slow progress on projects, which results in recurring under expenditure, Amazwi SA Museum of Literature and Die Afrikaanse Taalmuseum – funds could not be spent as the DPWI indicated that they could not include the infrastructure project on their procurement plan as the project was allocated to them during the financial year by DSAC, and Iziko Museums of South Africa – payments were made in line with invoices received from the DPWI. 	18 689

Economic Classification	R'000
Higher education institutions The variance of R45 000 was due to failure by the university implementing an MGE project to submit compliance documents to facilitate the last tranche, and the approved funding to universities implementing human language technology projects was less than the allocation	45
Foreign government organisations The variance of R378 000 was mainly attributed to fluctuation in the rand to pound and dollar exchange rate at the time of processing payments for annual subscription/ membership fees to foreign governments and international organisations.	378
Public corporations (Cur/Cap) The variance of R4,3 million was mainly attributed to second tranche payments that could not be made to some MGE beneficiaries whose events were implemented in March 2023.	4 264
Non-profit institutions (Cur/Cap) The variance of R2,8 million was mainly attributed to the following: <ul style="list-style-type: none"> second tranche payments that could not be made to some MGE beneficiaries whose events were implemented in March 2023; the implementation of target groups projects was delayed, resulting in commencement of implementation in mid-March 2023; consequently, beneficiaries were unable to complete the projects and report, resulting in non-payment of second tranches; and a request for financial assistance from the province for the annual commemoration of Isandlwana was received after the event. 	2 844
Households The variance of R2,8 million was mainly attributed to the following: <ul style="list-style-type: none"> second tranche payments that could not be made to cultural and creative industries development and MGE beneficiaries, and implementation of the placement strategy of unemployed graduates in the internship programme and placing them in the heritage sector will only be implemented in the 2023/24 financial year due to misclassification of the budget. 	2 755

Economic Classification	R'000
Machinery and equipment The variance of R171 000 was attributed to an invoice for the procurement of laptops that was not submitted by the service provider by the end of the financial year.	171
Total	68 787

4.1 Administration

Spending for Programme 1 (Administration) was R533,8 million, representing 97,1%. The variance is due to the saving accumulated throughout the financial year as some advertised posts were not yet filled by the beginning of the financial year. Further to that, the Department filled many of the advertised positions through internal promotion, thus, resulting in small margin in salaries. The vacant positions due to the internal promotion, could not be filled before the end of the period under review.

4.2 Recreation Development and Sport Promotion

Spending for Programme 2 (Recreation Development and Sport Promotion) was R1,3 billion, representing 99,5%. The variance was caused by vacant positions that are at different stages of the selection process.

Amazwi SA Museum of Literature and Die Afrikaanse Taalmuseum – funds could not be spent as the DPWI indicated that they could not include the infrastructure project on their procurement plan as the project was allocated to them during the financial year by DSAC; and Iziko Museums of South Africa – payments were made in line with invoices received from the DPWI.

4.3 Arts and Culture Promotion and Development

Spending for Programme 3 (Arts and Culture Promotion and Development) was R1,7 billion, representing 99,0%. The variance was caused by vacant positions that are at different stages of the selection process. A transfer to the National Museum for the implementation of the Presidential Stimulus Programme was not fully transferred as the entity was not able to attract the anticipated applications in its three funding categories. Second tranche payments could not be made to some MGE beneficiaries whose events were implemented in March 2023.

4.4 Heritage Promotion and Preservation

Spending for Programme 4 (Heritage Promotion and Preservation) was R2,6 billion, representing 98,9%. The variance was caused by vacant positions that are at different stages of the selection process. A transfer to the National Library of SA for the Community Library Services Grant was not fully transferred due to slow progress on projects, which results in recurring under expenditure.

5. VIREMENTS/ROLLOVERS

The virements and shifting of funds were approved during and post the Adjusted Estimates of National Expenditure (AENE). Approval was granted by Parliament for all virements above the 8% threshold. The approved virements emanate from reprioritisation of funds in infrastructure allocation, MGE workstreams and reclassification of the budget. Approvals were granted prior to incurring expenditure.

The shifting of funds was implemented to augment the economic classifications that were overspending in line with section 43 of the Public Finance Management Act (PFMA) and the Standard Chart of Accounts (SCOA) as outlined below:

- leave gratuities to officials who had left the Department,
- shifts within the same economic classifications, and
- shifts to cover thefts and losses.

6. UNAUTHORISED EXPENDITURE

No unauthorised expenditure has been recorded after the application of virements.

7. IRREGULAR EXPENDITURE

There were no amounts incurred as irregular expenditure during the 2022/23 financial year.

8. FRUITLESS AND WASTEFUL EXPENDITURE

There were no amounts incurred as fruitless and wasteful expenditure during the 2022/23 financial year.

9. SUPPLY CHAIN MANAGEMENT

At the end of the financial year under review, the Department had not received and considered any unsolicited bid proposals. Supply Chain Management (SCM) has policies in place to prevent any possible irregular and wasteful expenditure. It also complies and implements Instruction Notes that are issued by National Treasury from time to time.

Transactions for procurement of goods and services are processed through SCM. However, if there is any non-compliance with SCM prescripts, the Department implements consequence management (All transactions for the procurement of goods and services were processed in line with the SCM prescripts).

10. GIFTS AND DONATIONS RECEIVED IN KIND FROM NON-RELATED PARTIES

Summary of gifts received for the period ending 31 March 2023.

No.	Date	Description	Estimated value	Branch and office
1.	4 April 2022	Book (Guns and Needles)	R270,00	DG's Office
2.	5 May 2022	Spa voucher and promotional items (cap, wine bottle, diary, earphones)	R700,00	Corporate Services
3.	15 Sept. 2022	Complimentary accommodation voucher	R1 400,00	ACPD
4.	16 Sept. 2022	E-voucher (2 one-way flight tickets)	R8 000,00	Corporate Services
5.	4 Oct. 2022	Urban bag, black multi cables, slim back cover for phone, black mug and memory stick	R468,83	DDG's office: RSDP
6.	7 Oct. 2022	8GB memory stick	R100,00	DG's Office

Summary of gifts received for the period ending 31 March 2023. (continued)

No.	Date	Description	Estimated value	Branch and office
7.	20 Dec. 2022	Box with sweet treats	R515,00	Corporate Services
8.	20 Dec. 2022	Sweet treats	R500,00	ACDP, NLS: Language Planning and Development
9.	30 July 2022	Suit	R1 000,00	Social Cohesion
10.	31 Jan. 2023	Blue Bathu sneakers	R1 200,00	RDSP
11.	7 March 2023	1 night hotel stay for 2	R1 200,00	Corporate Services
12.	9 March 2023	1 night stay for 2 at ANEW Hotel	R1 800,00	RDSP
13.	9 March 2023	1 weekend for 2 vouchers	R3 000,00	RDSP
14.	30 March 2023	Tsonga traditional attire	R4 000,00	Corporate Services
		Total	R24 153,83	

11. EXEMPTIONS AND DEVIATIONS

Seven SCM deviations to the amount of R3 978 936 were approved by the relevant delegated authority where it was not practical or possible to follow normal procurement procedures. This was done in accordance with paragraph 5.4 of the National Treasury PFMA SCM Instruction No. 3 of 2021/22 and reported to the National Treasury and AGSA as per paragraph 4.1 to 4.7 of the same instruction note.

12. EVENTS AFTER THE REPORTING DATE

There were no significant adjusting events after the reporting date.

13. OTHER MATTERS

There were no other material facts or circumstances to be reported.



DR. C N KHUMALO

ACTING DIRECTOR - GENERAL OF SPORT, ARTS AND CULTURE
Date: 31 August 2023



1.6 STATEMENT OF RESPONSIBILITY AND CONFIRMATION OF THE ACCURACY OF THE ANNUAL REPORT

To the best of my knowledge and belief, I confirm the following:

All information and amounts disclosed in the Annual Report are consistent with the annual financial statements audited by the Auditor-General of South Africa.

The Annual Report is complete and accurate and is free of any omissions.

The Annual Report has been prepared in accordance with the guidelines on annual reports as issued by National Treasury.

The Annual Financial Statements (Part F) have been prepared in accordance with the modified cash standard and the relevant frameworks and guidelines issued by National Treasury.

The Accounting Officer is responsible for the preparation of the annual financial statements and for the judgements made on this information.

The Accounting Officer is responsible for establishing and implementing a system of internal control that has been designed to provide reasonable assurance as to the integrity and reliability of the performance information, the human resources information and the annual financial statements.

The external auditors are engaged to express an independent opinion on the annual financial statements.

In my opinion, the Annual Report fairly reflects the operations, performance information, human resources information and financial affairs of the Department for the financial year ended 31 March 2023.



DR. C N KHUMALO

ACTING DIRECTOR-GENERAL, SPORT, ARTS AND CULTURE
Date: 31 August 2023



1.7 STRATEGIC OVERVIEW



VISION

- An active, creative, winning and socially cohesive nation.



MISSION

- To provide an enabling environment for the sport, arts and culture (SAC) sector to foster an active, creative, winning and socially cohesive nation.

VALUES

- Batho Pele:** putting people first, i.e. public and other stakeholders.
- Equality:** everyone should be treated equally and have equal access to service and opportunities.
- Innovation:** finding creative solutions.
- Responsiveness:** a department that is quick to react to requests from and provide feedback to the public and other stakeholders.
- Integrity:** in our day-to-day activities, our integrity shines through.
- Professionalism:** together we act professionally to deliver value to the South African economy, its people and ourselves.
- Accountability:** we are accountable to the people of South Africa in our quest to provide them with high-quality services.

OUTCOMES

- Increased market share of, and job opportunities created in the sport, cultural and creative industries.
- A diverse, socially cohesive society with a common national identity.
- A transformed, capable and professional SAC sector.
- Integrated and accessible SAC infrastructure and information.
- Compliant and responsive governance.

1.8 LEGISLATIVE AND OTHER MANDATES

The mandate of the National Department responsible for Sport, Arts and Culture (DSAC) is derived from the Constitution of the Republic of South Africa, 1996, hereafter referred to as the Constitution, including the Preamble and Founding Provisions, and in particular the following sections:

'16(1) **Freedom of expression** – Everyone has the right to freedom of expression, which includes—

- freedom of the press and other media;
- freedom to receive or impart information or ideas;
- freedom of artistic creativity; and
- academic freedom and freedom of scientific research.'

'30. **Language and culture** – Everyone has the right to use the language and to participate in the cultural life of their choice, but no one exercising these rights may do so in a manner inconsistent with any provision of the Bill of Rights,' and

'32. **Access to information** – (1) Everyone has the right of access to—

- any information held by the state; and
- any information that is held by another person and that is required for the exercise or protection of any rights.'

The functionality of the Department is also premised on the constitutional right to social security in Schedule 27. In line with the constitutional imperatives on the democratic values of human dignity, equality and freedom, the Department has also been assigned the powers and functions to develop and implement national policies and programmes regarding sport and recreation in the country.

The Department is mandated to: provide leadership to the Sport, Arts and Culture sector to accelerate its transformation; oversee the development and management of sport, arts and culture in South Africa; legislate on sports participation, sports infrastructure and safety; improve South Africa's international ranking in selected sports through a partnership with the South African Sports Confederation and Olympic Committee (SASCOC); preserve, develop,

Inspiring A Nation Of Winners

protect and promote the cultural, heritage and linguistic diversity and legacy of South Africa; lead nation building and social cohesion through social transformation; enhance archives and records management structures and systems; and promote access to information. DSAC is bound by all legislation passed in South Africa; however, the Acts and regulations listed below constitute the most frequent dimensions of the legal framework within which DSAC functions.

The mandate of the Department was not affected by either the restrictions brought about by the COVID-19 pandemic or the related budgetary adjustments. The COVID-19 restrictions predominately affected the delivery methodology, thus, making it impractical to undertake certain programmes at the scale that was initially planned.

1.8.1 ACTS

The Acts below are as captured in the 2020-2025 Strategic Plan of the Department. The legislation that is up for amendment is still undergoing the amendment process.

- (a) Cultural Institutions Act, 1998 (Act No. 119 of 1998)
- (b) Culture Promotion Act, 1983 (Act No. 35 of 1983)
- (c) Heraldry Act, 1962 (Act No. 18 of 1962)
- (d) Legal Deposit Act, 1997 (Act No. 54 of 1997)
- (e) National Archives and Record Service of South Africa Act, 1996 (Act No. 43 of 1996)
- (f) National Arts Council Act, 1997 (Act No. 56 of 1997)
- (g) National Council for Library and Information Services Act, 2001 (Act No. 6 of 2001)
- (h) National Film and Video Foundation Act, 1997 (Act No. 73 of 1997)
- (i) National Heritage Council Act, 1999 (Act No. 11 of 1999)
- (j) National Heritage Resources Act, 1999 (Act No. 25 of 1999)
- (k) National Library of South Africa Act, 1998 (Act No. 92 of 1998)
- (l) National Sport and Recreation Act, 1998 (Act No. 110 of 1998)
- (m) Pan South African Language Board Act, 1995 (Act No. 59 of 1995)
- (n) Safety at Sports and Recreational Events Act, 2010 (Act No. 2 of 2010)
- (o) South African Boxing Act, 2001 (Act No. 11 of 2001)
- (p) South African Geographical Names Council Act, 1998 (Act No. 118 of 1998)

- (q) South African Institute for Drug-free Sport Act, 1997 (Act No. 14 of 1997)
- (r) South African Language Practitioners' Council Act, 2014 (Act No. 8 of 2014)
- (s) South African Library for the Blind Act, 1998 (Act No. 91 of 1998)
- (t) Use of Official Languages Act, 2012 (Act No. 12 of 2012)

1.8.2 BILLS

- (a) National Sport and Recreation Amendment Bill, 2021
- (b) South African Geographical Names Council Bill, 2021
- (c) Heraldry Bill, 2023 – to be submitted to the office of the Chief State Law Adviser

1.8.3 REGULATIONS

These regulations will be reviewed after the National Sport and Recreation Act has been amended—

- (a) Bidding and Hosting of International Sport and Recreational Events Regulations, 2010
- (b) Recognition of Sport and Recreation Bodies Regulations, 2011
- (c) Funding of Sport or Recreational Bodies Regulations, 2015
- (d) Safety at Sport and Recreational Events (SASREA) Regulations, 2015

1.8.4 OTHER PRESCRIPTS GOVERNING THE DEPARTMENT

1.8.4.1 Sector specific

- (a) Revised White Paper on Arts, Culture and Heritage (2017, endorsed in 2020)
- (b) White Paper on Sport and Recreation for the Republic of South Africa (2011)

1.8.4.2 Generic

- (a) Copyright Act, 1978 (Act No. 98 of 1978)
- (b) Cybercrimes Act, 2020 (Act No. 19 of 2020)
- (c) Electronic Communications and Transactions Act, 2002 (Act No. 25 of 2002)
- (d) Framework Document on South Africa's National Interest and its Advancement in a Global Environment (2022)
- (e) Framework for Infrastructure Delivery and Procurement Management (FIDPM) (2019)
- (f) Framework for Managing Programme Performance (2007)
- (g) Government Immovable Asset Management Act, 2007 (Act No. 19 of 2007)

- (h) Government-Wide Monitoring and Evaluation System (GWM&E) (2007)
- (i) Legislation pertaining to provincial library services (including previous provincial ordinances) and related legislation
- (j) Local Government: Municipal Structures Act, 1998 (Act No. 117 of 1998)
- (k) Minimum Information Security Standards (MISS) (1998)
- (l) Municipal Systems Act, 2000 (Act No. 32 of 2000)
- (m) National Development Plan – Vision 2030 (2012)
- (n) National Environmental Management Act, 1998 (Act No. 107 of 1998) (NEMA)
- (o) National Evaluation Policy (2012)
- (p) National Youth Development Agency Act, 2008 (Act No. 54 of 2008)
- (q) National Youth Policy (2020-2030)
- (r) Promotion of Access to Information Act, 2000 (Act No. 2 of 2000) (PAIA)
- (s) Promotion of Administrative Justice Act, 2000 (Act No. 3 of 2000) (PAJA)
- (t) Protection of Personal Information Act, 2013 (Act No. 4 of 2013) (POPIA)
- (u) Public Audit Act, 2004 (Act No. 25 of 2004)
- (v) Public Finance Management Act, 1999 (Act No. 1 of 1999) (PFMA)
- (w) Revised Framework for Strategic Plans and Annual Performance Plans (2019)
- (x) South African Schools Act, 1996 (Act No. 84 of 1996)

1.8.5 INTERNATIONAL TREATIES

By virtue of being a State Party to international sport, arts, culture and heritage treaties (conventions and covenants), South Africa is bound by the legal obligations enshrined in those treaties. These include implementation, domestication, reporting and other legally binding obligations (Cf. Constitution, Chapter 14, sections 231–233), as listed below:

- (a) African Charter on Human and Peoples' Rights
- (b) African Union Sports Council Region 5, Corporate Governance Charter
- (c) African Youth Charter (as ratified in 2009).
- (d) Charter for African Cultural Renaissance
- (e) Convention concerning the Protection of the World Cultural and Natural Heritage (1972)

- (f) Convention for the Protection of the Underwater Cultural Heritage (2001)
- (g) Convention on the Means of Prohibiting and Preventing the Illicit Import, Export and Transfer of Ownership of Cultural Property (1970)
- (h) Convention on the Protection and Promotion of the Diversity of Cultural Expressions (2005)
- (i) Convention on the Protection of Cultural Property in the Event of Armed Conflict (1954)
- (j) International Covenant on Economic, Social and Cultural Rights (1966)
- (k) UNESCO Convention on Anti-Doping in Sport
- (l) UNIDROIT Convention on Stolen or Illegally Exported Cultural Objects (1995)

The Convention on Intangible Cultural Heritage (2003) as well as the Marrakesh Treaty to Facilitate Access to Published Works for Persons Who Are Blind, Visually Impaired, or Otherwise Print Disabled (2013), once ratified, will also have binding obligations.



1.9 ORGANISATIONAL STRUCTURE



MR NCEDISO KODWA
MINISTER



MS NOCAWE MAFU
DEPUTY MINISTER



DR CYNTHIA KHUMALO
ACTING DIRECTOR-GENERAL



MR VUSITHEMBA NDIMA
DDG: HERITAGE PROMOTION AND
PRESERVATION



DR CYNTHIA KHUMALO
DDG: ARTS AND CULTURE
PROMOTION AND DEVELOPMENT



MS MANDISA TSHIKWATAMBA
DDG: CORPORATE SERVICES



MS SUMAYYA KHAN
DDG: RECREATION DEVELOPMENT
AND SPORT PROMOTION



MR ISRAEL MOKGWAMME
CHIEF FINANCIAL OFFICER

1.10 PUBLIC ENTITIES REPORTING TO THE MINISTER

CEO: Mr Khalid Galant
Tel: (021) 686 1634
Cell: 082 466 0629
Email: khalid@drugfreesport.org.za /
khalid@saiids.org.za

CEO's PA: Ms Anique Coetzee
Tel: (021) 686 1634
Email: anique@saiids.org.za

CFO: Mr Onke Ngwane
Tel: (021) 686 1634
Fax: N/A
Cell: 071 081 7566
Email: onke@saiids.org.za

ACT CEO: Ms Julie Diphofa
Tel: (011) 838 1383 ext 106
Fax: (011) 838 6363
Cell: 083 6793746
Email: Julie@nac.org.za

CEO's PA: Ms Connie Thabethe
Tel: (011) 838 1383
Fax: (011) 838 6363
Email: connie@nac.org.za

ACT CFO: Ms Reshma Boola
Tel: (011) 838 1383
Fax: (011) 838 6363
Email: reshma@nac.org.za

CFO's PA: Ms Esona Zandile
Tel: (011) 838 1383
Fax: (011) 838 6363
Email: esona@nac.org.za

Acting CEO: Mr Eric Nsikayezwe
Tel: (012) 765 9600
Cell: 066 471 4521
Email: Ceo@boxingsa.co.za

CEO's PA: Ms Zukisani Nazo
Tel: (012) 765 9600
Cell: 079 682 6515
Email: zwai@boxingsa.co.za

ACT CFO: Mr Kenneth Mamosadi
Tel: (012) 765 9600
Cell: 072 413 4759
Email: Kenneth@boxingsa.co.za

CEO: Ms Makhosazana Khanyile
Tel: (011) 483 0880
Fax: (011) 483 0881
Cell: 083 702 6484
Email: makhosazanak@nfvf.co.za

CEO's PA: Sonto Zwane
Tel: (011) 483 0880
Fax: (011) 483 0881 / 086 635 6543
Email: ceopa@nfvf.co.za

CFO: Mr Peter Mkaneta
Tel: (011) 483 0880
Fax: 086 613 3592
Cell: 078 407 2419
Email: Peter@nfvf.co.za

CFO's PA: Mr Lebhang Rampuleng
Tel: (011) 483 0880
Fax: (011) 483 0881
Email: lebor@nfvf.co.za

CEO: Mr Lance Schultz
Tel: (012) 341 9638
Fax: (012) 341 5938
Email: lshults@pansalb.org.za

CEO's PA: Ms Michelle Ducci
Tel: (012) 341 9638
Fax: (012) 341 5938
Email: michelle@pansalb.org.za

CFO: Mr Tebogo Matabane
Tel: (012) 341 9638
Fax: (012) 341 5938
Email: Tebogo@pansalb.org.za

CFO's PA: Ms Dineo Tladi
Tel: (012) 341 9638
Fax: (012) 341 5938
Email: dineo@pansalb.org.za

CEO: Mr Kepi Madumo
Tel: (012) 401 9763/81
Fax: (012) 326 7642
Cell: 066 517 5040
Email: Kepi.Mdumo@nlsa.ac.za

CEO's PA: Vacant
Tel: (012) 401 9763/81
Fax: (012) 326 7642
Email: Lorraine@nlsa.ac.za

CFO: Mr Godfrey Ditsele
Tel: (012) 401 9700
Fax: (012) 326 7640
Cell: 064 649 5728
Email: godfrey.ditsele@nlsa.ac.za

Director: Dr Pateka Ntshuntshe-Matshaya
Tel: (046) 622 7226
Fax: (046) 622 4645
Cell: 083 626 8531
Email: pateka.ntshuntshe-matshaya@salb.org.za

CEO's PA: Ms Nombasa Kate
Tel: (046) 622 7226
Fax: (046) 622 4645
Email: Nombasa.kate@salb.org.za

CFO: Mr Phiwe Mnyatheli
Tel: (046) 622 7226
Fax: (046) 622 4645
Email: phiwe.mnyatheli@salb.org.za



CEO: Dr Ndivhoniswani Lukhwani
Tel: (012) 348 1663
Fax: (012) 348 2833
Cell: 072 272 8233
Email: n.lukhwani@nhc.org.za

ACT CFO: Ms Mathabiso Chamane
Tel: (012) 348 1663
Fax: (012) 348 2833
Cell: 082 614 6080
Email: m.chamane@nhc.org.za

CEO's PA: Ms Lynzi Nell
Tel: (012) 348 1663
Fax: (012) 348 2833
Email: executivepa@nhc.org.za

1.10 PUBLIC ENTITIES REPORTING TO THE MINISTER

CEO: Ms Marlene le Roux
Tel: (021) 410-9970 | 410 9800
Fax: (021) 412 8756 | 410 9971
Cell: 083 701 8889
Email: MarleneL@artscape.co.za

CEO's PA: Ms Charmaine Hess
Tel: (021) 410-9962
Email: CharmaineH@artscape.co.za

CFO: Mr Vernon van der Linde
Tel: (021) 410-9870
Cell: 081 4958 101
Email: VernonV@artscape.co.za

CFO's PA: Ms Theresa Lombard
Tel: (021) 410-9962
Email: theresal@artscape.co.za

CEO: Dr Sibongiseni Mkhize
Tel: (012) 392 4283
Fax: (012) 322 3913
Cell: 083 629 6899
Email: sibongiseni@statetheatre.co.za

CFO: Ms Santa Viljoen
Tel: (012) 392 4195
Fax: 086 631 3152
Cell: 083 4129890
Email: santa@statetheatre.co.za

CEO's PA: Ms Lerato Senoge
Email: lerato@statetheatre.co.za

CEO: Ms Tshiamo Mokgadi
Tel: (011) 832 1641
Fax: (011) 834 4311
Cell: 076 045 4141
Email: tshiamom@markettheatre.co.za

CEO's PA: Portia Muvirimi
Tel: (011) 832 1641
Fax: (011) 834 4311
Email: Portiam@markettheatre.co.za

CFO: Ms Christine McDonald
Tel: (011) 832 1641
Fax: (011) 834 4311
Cell: 082 458 6425
Email: christine@markettheatre.co.za

CEO: Ms Linda Bukhosini
Tel: (031) 369 9400
Fax: (031) 306 2166
Cell: 083 788 7902
Email: ceo@playhousecompany.com

CEO's PA: Ms Charmaine Moodley
Tel: (031) 369 9400
Fax: (031) 306 2166
Email: adminmanager@playhousecompany.com

CFO: Mr Amar Mohanparasadh
Tel: (031) 369 9479
Fax: (031) 306 2166
Cell: 083 384 0170
Email: cfo@playhousecompany.com

CFO's PA: Ms Janine Singh
Tel: (031) 369 9479
Fax: (031) 306 2166
Email: cfopa@playhousecompany.com

CEO: Mr Themba Dlamini
Tel: (051) 447 7771 Ext. 2202
Fax: (051) 430 5523
Cell: 063 6515276
Email: ceo@pacofs.co.za

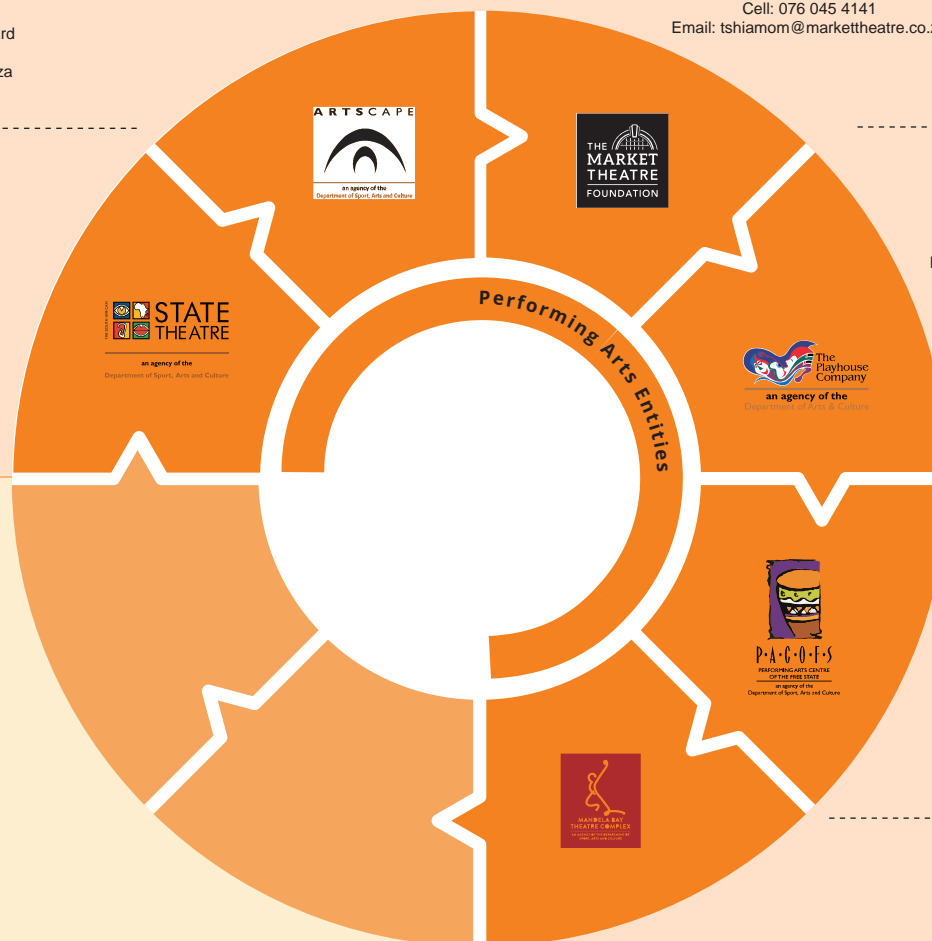
CEO's PA: Ms Dohah Orlu
Tel: (051) 447 7771
Fax: (051) 430 5523
Email: ceo@pacofs.co.za

CFO: Mr Sello Sanyane
Tel: (051) 447 7771 ext 2318
Fax: (051) 430 5523
Cell: 079 013 3530
Email: cfo@pacofs.co.za

CEO: Mr Monde Ngonyama
Tel: 041 5862256
Cell: 082 366 0555
Email: zizi@mandelabaytheatre.co.za

Manager CEOs Office: Ms Xoliswa Nooko
E-mail: xoliswa@mandelabaytheatre.co.za

CFO: Dr Talifhani Khubana
Tel: 041 5862256
cfo@mandelabaytheatre.co.za



1.10 PUBLIC ENTITIES REPORTING TO THE MINISTER

Director: Ms Sharon Snell
Tel: (051) 447 9609
Fax: (051) 447 6273
Cell: 074 244 8877
Email: snell@nasmus.co.za

Director's PA: Ms Shirley Van der Westhuizen
Tel: (051) 447 9609
Fax: (051) 447 6273
Email: direk@nasmus.co.za

CFO: Mr Gabisile Simelane
Tel: (051) 447 9609
Fax: (051) 447 6273
Cell: 082 523 9849
Email: cfo@nasmus.co.za

Director: Dr Mlungisi Ngubane
Tel: (033) 394 6834/5
Fax: (033) 342 4100
Cell: 082 296 2499
Email: mngubane@msunduzimuseum.org.za

Director's PA: Ms Lestelle Sewell
Tel: (033) 394 6834/5
Fax: (033) 342 4100
Email: lbarnwell@msunduzimuseum.org.za

CFO: Mr Phumlani Mvubu
Tel: (033) 394 6834/5
Fax: (033) 342 4100
Cell: 083 244 4386
Email: pmvubu@msunduzimuseum.org.za

Director: Ms Nelly Mkhize
Tel: (053) 831 1724/5
Fax: (053) 832 2221
Cell: 083 260 4821
Email: Nelly@whag.co.za

Director's PA: Ms Zaakirah Nooroodien
Tel: (053) 831 1724/5
Fax: (053) 832 2221
Email: zaakirah@whag.co.za

CFO: Ms Martha Ramafalo
Tel: (053) 831 1724/5
Fax: (053) 832 2221
Cell: 072 894 9337
Email: cfo@whag.co.za

Director: Mr Michael Jonas
Tel: (021) 872 2018
Fax: (021) 872 3642
Cell: 072 776 3510
Email: direktur@taalmuseum.co.za

Director's PA: Ms Rodene Williams
Tel: (021) 872 2018
Fax: (021) 872 3642
Email: admin@taalmuseum.co.za

CFO: Ms Tania Laing
Tel: (021) 872 3441
Cell: 079 410 1649
Email: finbestuur@taalmuseum.co.za

Director: Mr Luthando Maphasa
Tel: (033) 345 1404
Fax: (033) 345 0561
Cell: 083 645 3322
Email: lmaphasa@nmsa.org.za

Director's PA: Ms Nonkululeko Zondi
Tel: (033) 345 1404
Fax: (033) 345 0561
Email: nzondi@nmsa.org.za

CFO: Mr Siphamandla Dlamini
Tel: (033) 341 0551
Fax: (033) 345 0561
Cell: 073 800 0815
Email: sdlamini@nmsa.org.za

CEO: Ms Rooksana Omar
Tel: (021) 481 3800
Fax: (021) 481 3994
Cell: 083 409 0609
Email: romar@iziko.org.za

CEO's PA: Ms Kashiefa Millward
Tel: (021) 481 3800
Fax: (021) 481 3994
Email: kmillward@iziko.org.za

CFO: Ms Ronel Pedro
Tel: (021) 481 3800
Fax: (021) 481 3993
Cell: 072 468 1630
Email: ronell@iziko.org.za

CFO's PA: Ms Sophia Darocha
Tel: (021) 481 3800
Fax: (021) 481 3993
Email: sdarocha@iziko.org.za

Director: Mr Brian Xaba
Tel: (032) 559 6822/3/4
Fax: (032) 559 6806
Cell: 071 895 1256
Email: Xabab@luthulimuseum.org.za

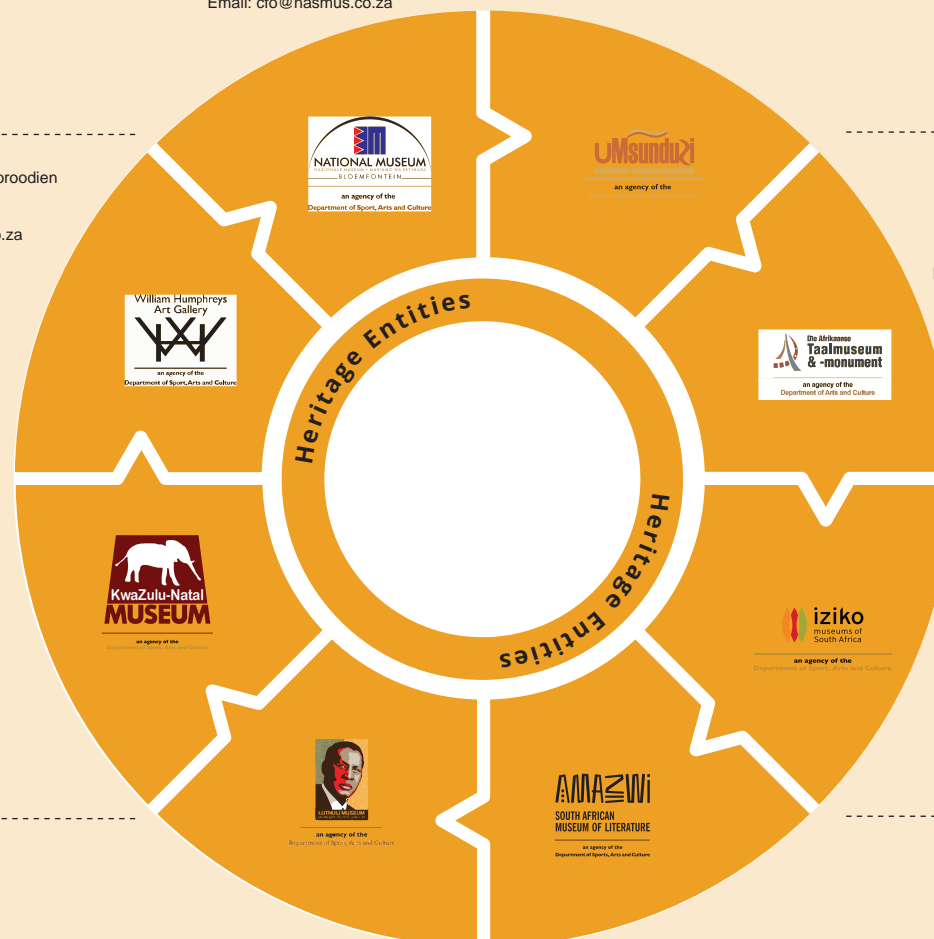
CFO: Mr Julawolwazi Ncwane
Tel: (032) 559 6822/3/4
Fax: (032) 559 6806
Cell: 083 426 6782
Email: financemanager@luthulimuseum.org.za

Director's PA: Vacant
Landline: (032) 559 6822/3/7
Facsimile: (032) 559 6806

Director: Ms Beverly Thomas
Tel: (046) 622 7095
Fax: (046) 622 2582
Cell: 082 871 9019
Email: b.thomas@amazwi.museum

CFO: Mr Musawakhe Mazibuko
Tel: (046) 622 3441
Fax: (046) 622 2582
E-mail: m.mazibuko@amazwi.museum

Director's PA: Ms Cindy Potgieter
Tel: (046) 622 7095
Fax: (046) 622 2582
Email: c.a.potgieter@amazwi.museum



1.10 PUBLIC ENTITIES REPORTING TO THE MINISTER

CEO: Ms Abigail Thulare
Tel: (021) 413 4213
Fax: 086 661 6981
Cell: 083 321 9921
Email: abigailt@robben-island.org.za

CEO's PA: Ms Neliswa Mdletye
Tel: (021) 413 4213
Fax: 086 661 6981
Email: neliswam@robben-island.org.za

ACT CFO: Ms Karabo Ramela
Tel: (021) 413 4258/9
Fax: (021) 425 4502
Cell: 0719793725
Email: karabor@robben-island.org.za

CFO's PA: Ms Khaya Tyala
Tel: (021) 413 4213
Fax: 086 661 6981
Email: khayat@robben-island.org.za

CEO: Dr Vuyani Boozi
Tel: (047) 501 9500
Fax: (047) 532 3345
Cell: 063 7936604
Email: vuyani@nelsonmandelamuseum.org.za

CEO's PA: Ms Lusanda Jass
Tel: (047) 501 9500
Fax: (047) 532 3345
Email: lusanda@nelsonmandelamuseum.org.za

CFO: Mr Mandisi Msongelwa
Tel: (047) 501 9607
Fax: (047) 538 0218
Cell: 082 312 7817
Email: mandisi@nelsonmandelamuseum.org.za

ACT CEO: Dr Molebeng Mohapi
Tel: (012) 000 0010
Fax: (012) 323 6598
Cell: 073 543 0142
Email: mohapi@mitsong.org.za

ACT CFO: Mr Nkosinathi Hlophe
Tel: (012) 000 00010
Fax: (012) 323 7518
Cell: 082 564 9438
Email: nkosinathi@mitsong.org.za

CEO's PA: Ms Phindile Nthane
Tel: (012) 000 0010
Fax: (012) 323 6598
Email: phindilen@mitsong.org.za

CEO: Adv. Lungi Malgas
Tel: (021) 462 4502
Fax: (021) 462 1753
Cell: 079 425 7390 / 076 011 1905
Email: lmalgas@sahra.org.za

CEO's PA: Ms Lerato Naanyane
Tel: (021) 462 4502
Fax: (021) 462 1753
Email: lnaanyane@sahra.org.za

CFO: Mr Lennox Tukwayo
Tel: (021) 462 4502
Fax: (021) 462 1753
Cell: 083 241 7496
Email: ltukwayo@sahra.org.za

CFO's PA: Ms Nomonde Mbulawa
Tel: (021) 462 4502
Fax: (021) 462 1753
Email: nmbulawa@sahra.org.za

CEO: Ms Jane Mufamadi
Tel: (012) 336 4000/4012
Fax: (012) 336 4021
Cell: 082 859 6980
Email: jane@freedompark.co.za

CEO's PA: Ms Narina Bisschoff
Tel: (012) 336 4000/4012
Fax: (012) 336 4021
Email: narina@freedompark.co.za

CFO: Mr Radichaba Malapane
Tel: (012) 336 4016
Fax: (012) 336 4021
Email: Radichabam@freedompark.co.za









CFO's PA: Ms Ndumi Gila
Tel: (012) 336 4016
Fax: (012) 336 4021
Email: ndumi@freedompark.co.za



The detailed nature of operations and outputs of each Public Entity are on Annexure 12.

PART B

2. Performance Information

 2.1 Auditor-General's Report: Predetermined Objectives	39	 2.7 Donor Funds	86
 2.2 Overview of Departmental Performance	39	 2.8 Capital Investments	86
 2.3 Progress towards Achievement of Institutional Impacts and Outcomes	42		
 2.4 Institutional Programme Performance Information	44		
 2.5 Transfer Payments	78		
 2.6 Conditional Grants	84		



sport, arts & culture

Department:
Sport, Arts and Culture
REPUBLIC OF SOUTH AFRICA



Inspiring A Nation Of Winners

2.1 AUDITOR-GENERAL'S REPORT: PREDETERMINED OBJECTIVES

The Auditor-General of South Africa (AGSA) currently performs certain audit procedures on the performance information to provide reasonable assurance in the form of an audit conclusion. The audit conclusion on the performance against predetermined objectives is included in the report to management, with material findings being reported under the Predetermined Objectives heading in the Report on other legal and regulatory requirements section of the auditor's report. Refer to page 163 of the Report of the Auditor-General, published as Part F: Financial Information.

2.2 OVERVIEW OF DEPARTMENTAL PERFORMANCE

The Department is mandated, among others, to:

Provide leadership to the sport, arts and culture sector to accelerate its transformation; Provide an enabling policy, legislative and institutional framework to the SAC sector; Promote participation in sport and recreation, arts and culture, and heritage; Lead nation building and social cohesion through social transformation; Preserve, develop, protect, and promote the cultural, heritage, linguistic diversity, and legacy of South Africa; Oversee the development and management of sport, arts, culture & heritage in South Africa in consultation with provinces; Support the development of talented athletes and creatives by providing them with opportunities to excel; Support high performance athletes and creatives to achieve success at an international level; and Promote access to information through enhancement of key structures and systems.

This annual report presents progress made by the Department in the third year since its establishment in April of the 2020/21 financial year. The Department's Strategic Plan for 2020/21-2024/25 serves as the blue print for the commitment to the outcomes as envisaged in the MTSF. To enable effective and efficient execution of our strategies, Annual Performance Plans (APPs) and Annual Operational plans are crafted every year and cascaded to employees' performance agreements. Our outcomes are linked to the apex government priorities to ensure that the work that is performed to support the aforesaid outcomes, automatically contributes to the achievement of government priorities. The Department was still consulting on the development of the **Service Delivery Improvement Plan (SDIP)**, at the end of the period under review. To influence its programmes, the Department engaged communities through among other things, the izimbizo and community conversations/dialogues.

The implementation of the commitments made in the APP during the reporting period took place in a fluid **service delivery environment** and an **organisational environment** that was characterised by leadership change at administrative and political levels. The Department is considerate of the interests of stakeholders, such as service providers, consultants, citizens and employees, and had to respond positively to additional requests for services with the confines of the available resources. The increased demand for services is evidenced by exceeded performance against some of the performance targets across the Programmes. Some of the initiatives to reach various communities were the izimbizo and community conversations/dialogues. The Department is motivated by the partnership it created with social cohesion advocates, who contributed to the conducting of 60 advocacy platforms on social cohesion in response to continuous challenges such as racism, femicide, gender-based violence and xenophobia. The Department encouraged communities to share common spaces by organising events where sport and recreation, arts and culture, as well as heritage activities were undertaken. Collaborations with other government departments, private businesses and NPOs were initiated as a mechanism to enhance service delivery.

While the advent of the COVID-19 pandemic brought with it, unfavourable conditions, it also inspired the creativity in the workplace. Considering that convening mass sport, arts and culture events could serve as super spreaders of the virus, the Department, together with its key partners, explored other means of delivery of its events to ensure their continued consumption and enjoyment. To this end, when sport, arts and culture activities were taking place, the minimum permissible audiences/spectators were allowed. The Department also had to rely on the mass media and other virtual platforms to relay its events and activities to millions of South Africans. Communication tools such as Microsoft teams were used to conduct meetings, which helped in reducing travelling costs, thus redirecting the budget to programmes and projects to meet the needs of artists and sports practitioners. Although Covid-19 restrictions were less during the reporting period, the initial stages of the financial year saw such restrictions still in effect. Programmes such as the national school sport championships, had to be implemented at higher costs because of the impact of the Covid-19 restrictions on, among other things, transportation and accommodation. This resulted in Mpumalanga and the Northern Cape not participating in one championship, while the North West did not bring a full team because of depleted resources.

During the reporting period, the country experienced a protected NEHAWU strike that made it difficult for sport, arts and culture activities to take place in some areas for about two weeks. The continued electricity loadshedding had a negative impact on the scheduling of sport, arts and culture events. Offices with no alternative sources of energy, had to be closed during times of loadshedding. Also, loadshedding impact on travel from one point to another, thus making it difficult to reach some of the sport, arts and culture facilities. Investment in alternative energy resources needs to be balanced with provision of services.

The often-poor cooperation of some delivery agents and other stakeholders in the sector had an impact on service delivery and/or reporting against resources allocated. The delays in submission of transformation datasheets by the national sport federations led to the Eminent Persons' Group report on Transformation not being issued. The ripple effect of delayed or non-submission of datasheet meant that the transformation progress could not be assessed on time as planned. In this report, a nil performance is thus reported against the transformation target. The timeous submission of reports by some delivery agents and beneficiaries still require attention. While the Department must fund the aforesaid parties, these parties must also account for the financial support provided, through timeous reports and submission of required supporting documents.

The Presidential Employment Stimulus Programme (PESP) demonstrated that more rapid upscaling of employment programmes is possible if there is political backing and strong institutional leadership. DSAC has taken heed of this, and a targeted call will be issued again to support employment creation initiatives for artists, creatives; and cultural and heritage practitioners in 2023/24.

With the South African sport and creative industries being one of the hardest-hit by the COVID-19 pandemic, government's response through relief grants, and the PESP went a long way towards softening its negative impact on our sector. Reasons for the particularly negative impact of the pandemic on the CCIs include the project-based production mode in many parts of the sector, the prevalence of in-person operations, and the higher levels of freelance and informal occupations.

By tracking the impact of the pandemic and the start of the recovery as lockdown restrictions eased, the 2022 South African Cultural Observatory (SACO) mapping study aimed to provide information that could be used to design effective support interventions and adaptation strategies.

The Department acknowledges that during the implementation of the PESP, not all benefited from government interventions due to the finite/limited financial resources at the disposal of the state. Nonetheless, the Department funded the District Six Museum with an allocation of R4 000 000; while R2 000 000 was allocated to the Phansi Museum, and R9 000 000 to the Hip Hop Museum. The PESP2 funding also contributed to the departmental job; creation initiatives, with the job retention of 38 jobs and the creation of 428 new jobs across the three institutions mentioned above. The Department also financially supported athletes, artists, and their organisations to the tune of R808 million, benefiting 59 224 artists and athletes, with 37 556 jobs being created and/or retained.

The internal environment covers the institution's capacity to deliver on its mandate, including human resources, financial resources, ICT capacity and other factors. As identified in the 2022 SWOT analysis, recurring weaknesses within DSAC seem to include: slow turnaround time and lack of follow-up on issues. Delays in submission of reports by beneficiaries and delivery agents have a significant impact on the Monitoring and Evaluation Unit's quarterly review and consolidation of performance reports. The Unit experienced, among others, the following hindrances when collating performance information: (1) Lack of quality assurance in the branches prior to submission of reports to Monitoring and Evaluation; (2) Delays in the submission of the portfolio of evidence (reports) by the beneficiaries/delivery agents; and (3) Indicators whose implementation is not fully in the control of the Department. Cognisance was taken of these when planning for 2023/24 and a Policy for Performance Monitoring and Reporting of Predetermined Objectives, was developed to enhance compliance.

In terms of internal stakeholder engagement, the policies of the Department were shared with all staff for input before they were presented to top management for adoption or approval. Planning was also a consultative process to enable all staff members to understand where they fit in, in the bigger picture. The reporting process started with Programmes reporting to the Monitoring and Evaluation Unit; once the initial assessment was completed, Programme performance review sessions were held as a build-up to the departmental session.

As a result of the organisational deficiencies in some functional units, the few officials in the affected units are being stretched to achieve more than they normally would. While the staff have previously extended themselves to achieve more than was expected, this is not sustainable because employees may burn themselves out and absence from work may increase, with morale also declining. This is also likely to negatively affect the spending of the budget and related servicing of artists, athletes and sport and recreation bodies. To mitigate this, the recruitment process is in motion. The Department is also undertaking an organisational review, the results of which will replace the current start-up structure. This review responds to the need identified during the departmental environment review to reengineer Department to correct current imbalances. The anomaly of the budget for infrastructure activities located within Programme 2 while functions lie elsewhere will be managed until the organisational review is concluded so that there is an alignment of responsibility with accountability. It is envisaged that this will only be resolved in 2024/25.

The post of Director-General has been vacant since September 2022. The vacancy followed the expiry of the former DG's contract. DDGs have been rotating on a six-month basis as Acting DG. The recruitment process has since started and if all goes per plan the post is expected to be filled before the end of the third quarter of 2023/24. The post of Chief Director responsible for Policy and Research, Strategy and Planning, and Monitoring and Evaluation, was occupied for 10 months during the reporting period, by a manager in an acting capacity because of the incumbent's long period of ill-health. The post has since become vacant, and continues to be managed in an acting capacity, following the passing of the aforesaid Chief Director, and continue to be managed in an acting capacity. The recruitment process will soon be initiated.

The departmental environmental analysis also revealed that one of the threats DSAC is facing, is the general advancement of ICT without DSAC keeping up. As such, DSAC is prioritising the automation of various business processes to ensure that its business units can operate remotely and on site. The ICT Unit is also finalising a three-year strategy and an annual ICT Plan. The projects identified in the ICT Strategy will become part of the annual ICT Plan with initiatives that feed into the APP of the Department.

Key policy developments/legislative changes: DSAC had three pieces of legislation at different levels of review/development. The application for funding of sport and recreation bodies has been linked to the development of Safeguarding policies. The support to women sport has also been boosted by the development of the Women in Sport Policy.

The delays in the appointment of service providers for the transversal tender for sport and recreation impacted on the achievement of the target related to delivery of sport equipment and/or attire to clubs, hubs, and schools. The service providers were subsequently appointed.

The Department formulated and tabled its APP for 2022/23 in Parliament as required. Out of 46 performance targets planned for the financial year, the Department recorded and 87% (40/46) achievement. This denotes an improvement in performance by 11% compared to that of 2021/22.

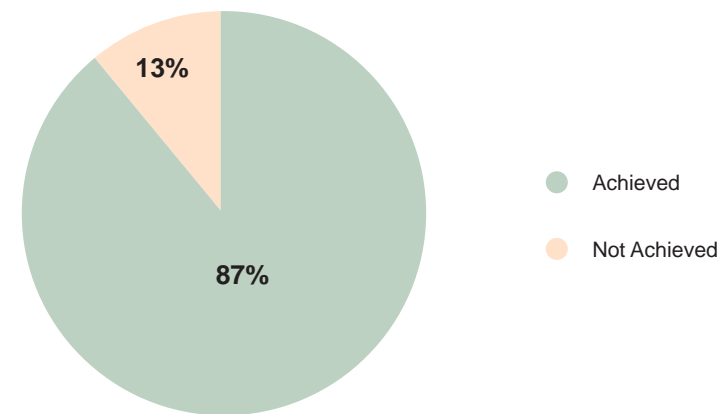


Figure 1: Departmental performance overview (predetermined objectives)

The merger brought with it the opportunity to share best practices and leverage each other's successes to create a department that is more efficient and responsive and delivers more effectively on its mandate. To this end, the Department comprises four key programmes as follows: Administration, Recreation Development and Sport Promotion, Arts and Culture Promotion and Development, and Heritage Promotion and Preservation. These programmes serve as the vehicle for delivery of the predetermined objectives as set in our strategy. The graph that follows portrays the performance of each of the aforesaid programmes.

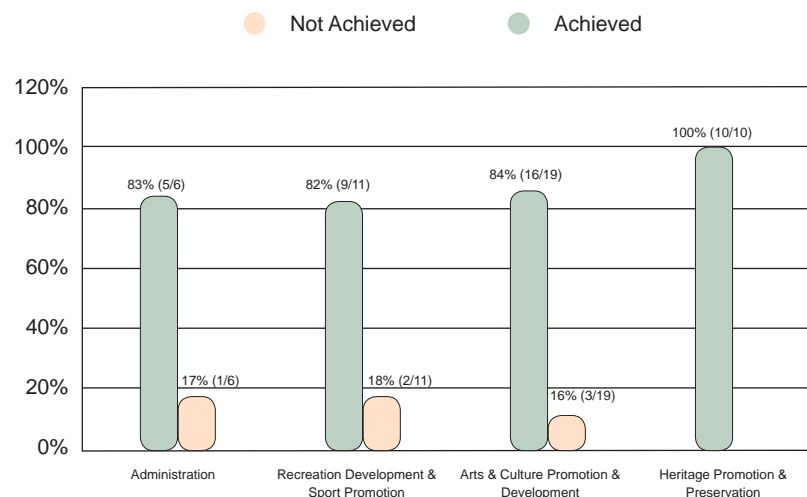


Figure 2: Programme-specific performance (predetermined objectives)

The above percentages are reflected in the following table

Programme	Targets planned	Targets achieved	% Achievement
1. Administration	6	5	83%
2. Recreation Development and Sport Promotion	11	9	82%
3. Arts and Culture Promotion and Development	19	16	84%
4. Heritage Promotion and Preservation	10	10	100%

It is worthy to note that in some cases the Department has, despite executing the work that was planned, declared the related targets as not achieved because of inadequate evidence to support the claimed achievement. This declaration is in keeping with the Public Audit Act (Act No. 25 of 2004).

The Department obtained a qualified audit opinion on the predetermined objectives. This can be attributed to the reinforcement of our values and norms, strong leadership and commitment to serve the needs of the sector. Management is aware that to maintain or improve this achievement, there is a need to intensify the synchronisation of policies and processes that support implementation of the Department's outputs.

2.3 PROGRESS TOWARDS ACHIEVEMENT OF INSTITUTIONAL IMPACTS AND OUTCOMES

The work of the Department is structured into five outcomes in support of the government priorities. In response to the five outcomes, various output indicators were planned across the departmental Programmes. The performance against the outcome indicators is varied across the indicators. DSAC is only one of the many contributors towards the achievement of the said outcome indicators.

A diverse socially cohesive society with a common national identity

The planned total output indicators achieved 87% (13/15). Highlights include the advocacy work done by social cohesion advocates in response to the global challenges of racism, femicide, gender-based violence and Xenophobia. In this regard, there was an achievement of 40 against an annual target of 20. At outcome indicator level, performance is still lagging. On Pride in being South African, progress as sourced from the GCIS tracker survey, was at 76% during the period under review. Public opinion on race relations was estimated at between 22% and 37%, against the target of 60%; Percentage of citizens who show a strong devotion to their country was at 69.9%, while the Social Cohesion Index recorded progress of 62.9% against a 5-year target of 70%. The achievement against this outcome indicator is affected by various environmental factors such as the economic conditions and socio-economic challenges.

Increased Market share of, and job opportunities in the sport, cultural and creative sectors

Through the Mzansi Golden Economy, the DSAC contributes to economic growth and development. To this end, a series of interventions are earmarked to be attained by end of the MTSF period. At output level, all targets against the set output indicators (4) were achieved. This came as an over-achievement of 86 out of the planned 67. The programme has made a significant impact in contributing to the creative industry through open calls on touring venture

projects, amongst other things. Even though there is positive and significant empowerment of historically disadvantaged individuals, the Department notes at outcome indicator level, the elementary progress in support of the creative and cultural industries and exportation of cultural goods and service.

However, the Department spent 72 % of its procurement, to the BBBEE industries. Similarly, people employed in the cultural and creative sectors and cultural occupations has increased, recording overall employment of 6% (an estimated 6 million jobs) of all employment in South Africa (SACO, 2022).

A transformed, capable and professional sport, arts and culture sector

In supporting the transformation outcome indicators, the Department had committed to 10 output indicators. Eighty (80%) of the indicators were achieved. One of the highlights is the achievement resulting from support provided through the sport academies, where 5 289 athletes were supported. At outcome indicator level, performance is still lagging. Because of leadership changes, Cultural and Creative Industries Federation of South Africa (CCIFSA) had to first turn itself into a functional entity. There is, therefore, no council affiliation established yet, since the Council is currently establishing provincial structures which will result into National Sector Council in 2023/24 financial year.

Integrated and accessible sac infrastructure and information

Performance at output indicator level sat at 90% (9/10). This included installation of ten community gyms and children's play parks, as well as provision of technical and management support to 62 municipalities during the construction of their Municipal Infrastructure Grant-funded projects. In addition, four community gyms and children's play parks rolled over from 2021/2022 because of delays caused by protracted procurement, were implemented in 2022/2023, with no bearing on the budget for 2022/2023. The Department has a responsibility for the construction of heritage legacy infrastructure and capital projects of the entities. Five heritage legacy projects were undertaken during this period (2020/21–2022/23). These are: OR Tambo Garden of Remembrance (Constructed in 2021, KwaZulu-Natal); Winnie Madikizela Mandela project (Constructed in 2021, Free State); Dr JL Dube Amphitheatre (Ongoing, KwaZulu-Natal); Sarah Baartman Centre of Remembrance (Ongoing, Eastern Cape); and Enyokeni Cultural Arena (Ongoing, KwaZulu-Natal).

Compliant and responsive governance

Seventy-five percent (75%) of the contributing output interventions were achieved. These include payment of invoices within 30 days and ensuring that councils/boards of public entities are fully constituted. At outcome level, the Department continued to achieve unqualified audit opinion. Internal controls are continuously improved to work towards a clean audit.

Description of Progress Against the Existing MTSF Commitment

The Department has 26 targets in the 2019-2024 MTSF and 24 of these targets were in the 2022/23 APP. The other two, relating to heritage, were not included because they were still at feasibility study stage. The feasibility study had the potential of advising the Department not to continue with the projects or approach them differently. These targets were on the Monumental Flag and the Upgrading of the National Archives Building. There has been no progress made on the Monumental flag project since the project was cancelled in 2022 before it could be implemented, while the upgrade of the national archives is on track, pending outcome of engagements with National Treasury. As part of assessing the performance of Quarter 3 of 2022/23, the Department came to the realisation that some MTSF targets will likely not be achieved by March 2024. While Covid-19 restrictions on for example, gatherings and travelling led to reduced implementation, the MTSF targets remained the same. As a result, some of the targets may end up not being achieved. The Department's performance against the MTSF by the end of March 2023 was lagging by six targets.

- These included the finalisation of the Social Compact on social cohesion and nation building, and the related monitoring reports (despite the engagements made with various stakeholders and drafting of the compact). The project is stuck because of dependencies on various stakeholders. The Department has engaged in all necessary consultations. A direction on the way forward is required. The implementation of the monitoring report is dependent on the completion of the Compact. This indicator has since been withdrawn from the MTSF because it is not implementable without the compact
- The target on transformation is based on the nineteen national federations reaching 50% of their self-set transformation targets. Achievement of this target was negatively affected by governance issues within some National Federations, with some of these issues ending up in court, especially where there are factions within the Federation.
- There cannot be a catch-up of performance on the Community Arts Development Programmes because this measures one programme per province, irrespective of projects within the programme. The non-achievement in past two financial years was because of inadequate evidence/delays in implementation by provinces.

- While 5 projects were implemented by the Moral Regeneration Movement in 2021/22, the indicator was declared as not achieved because of inadequate corroborating evidence. There is a dependency on external delivery agents on the implementation of this target. As such, the aforesaid non-achievement impacts negatively on MTSF level
- The heritage legacy facilities (including the Resistance and Liberation Heritage Route [RLHR] sites) developed and/or maintained to transform the national heritage landscape has two projects incomplete. These are the Isibhubhu Cultural Arena (Enyokeni) and the Sarah Bartmann Centre of Remembrance. These are multi-year projects that have a history of delays because of dependencies on various stakeholders. One additional facility (J.L Dube Amphitheatre, was completed in 2022/23. The plan is to complete the remaining two projects by end of 2024/25.

2.4 INSTITUTIONAL PROGRAMME PERFORMANCE INFORMATION

2.4.1 PROGRAMME 1 : ADMINISTRATION

PURPOSE

Provide strategic leadership, management, and support services to the Department.

SUB-PROGRAMMES

- Ministry:** includes the Minister's and Deputy Minister's salaries, direct office support costs, travel costs and the costs of their staff, salaries of all advisory staff as well as residential and car allowances.
- Management:** includes the costs of the Director-General, the programme manager of the Administration Programme, risk management and Internal Audit.
- Strategic Management and Planning:** includes research and policy, monitoring and evaluation and strategic planning.
- Corporate Services:** includes human resources, information technology; marketing and communication and legal services.
- Office of the Chief Financial Officer:** includes management of the financial administration.
- Office Accommodation:** includes activities and costs relating to office accommodation functions provided by the Administration programme.

Programme 1: Contributes to the following Outcomes.

- Compliant and responsive governance
- Transformed, capable and professional sport, arts and culture sector.
- A diverse socially cohesive society with a common national identity

OUTCOMES, OUTPUTS, OUTPUT INDICATORS, TARGETS AND ACTUAL ACHIEVEMENTS

Among the other key performance areas earmarked for execution in the operational plan, the Administration Programme elevated six key interventions to be tracked through the APP reporting. The Programme's performance for the financial year reached 83%. That is, achieving five out of six targets and under-performing against one target, which translates to 17% of the Programme's overall performance.

The graph that follows, reflects the performance overview of the Programme:

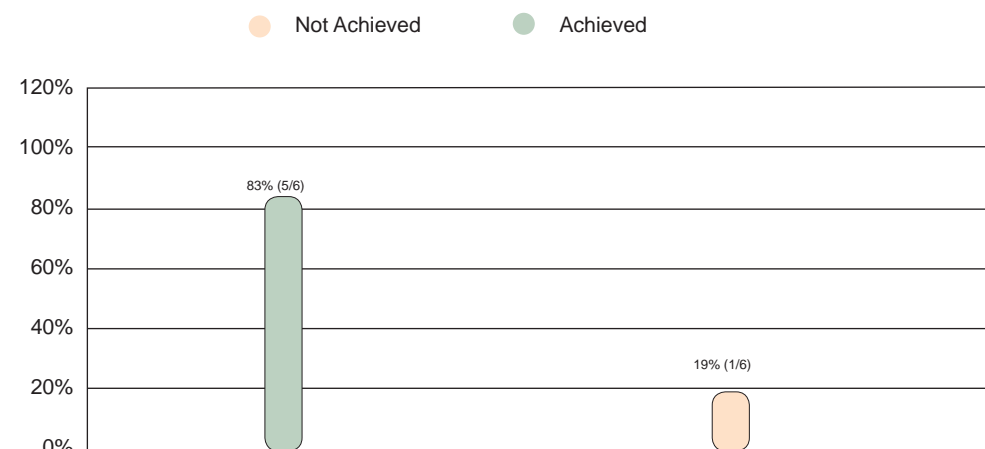


Figure 3 : Administration Annual Performance Overview

OUTPUT	OUTPUT INDICATOR	CODE	AUDITED ACTUAL ACHIEVEMENT 2020/21	AUDITED ACTUAL ACHIEVEMENT 2021/22	PLANNED TARGET FOR 2022/23	ACTUAL ACHIEVEMENT AS AT 31 MARCH 2023	DEVIATION FROM PLANNED TARGET	REASON FOR DEVIATION
COMPLIANT AND RESPONSIVE GOVERNANCE								
Internship programme/ uptake	Percentage of interns enrolled against funded posts	ADMIN 1.1	5,8%	5,6%	5%	6,09% (35/574) interns were enrolled against funded posts in the 2022/23 financial year.	+1.09%	The Interns were enrolled earlier (before the lapsing of the first intakes enrollment and more than the targeted number (5%) because of identified placement opportunities within the Department and the availability of budget to pay the necessary Interns' stipends.
Services modernized. (Processes automated)	Number of services modernised. (Processes automated)	ADMIN 1.2	0	1	2	1 prioritised manual service was modernised namely; Database for the Sport, Arts and Culture.	-1	There was no response to the advertised tender for the Public Entities Reporting System. The tender followed an unsuccessful attempt of incorporating the project in a State Information Technology Agency (SITA) transversal system, recommended by the National Treasury.
A TRANSFORMED, CAPABLE AND PROFESSIONAL SPORT, ARTS AND CULTURE SECTOR								
SAC awareness campaigns	Number of SAC awareness campaigns activated to profile the work of the Department	ADMIN 1.3	7	9	4	4 SAC awareness campaigns were activated to profile the work of the Department.	-	-
A DIVERSE SOCIALLY COHESIVE SOCIETY WITH A COMMON NATIONAL IDENTITY								
Izimbizo hosted	Number of Izimbizo held	ADMIN 1.4	-	-	9	12 Izimbizo were held.	+3	Three additional Izimbizo were held in response to issues affecting the sector/ community

OUTPUT	OUTPUT INDICATOR	CODE	AUDITED ACTUAL ACHIEVEMENT 2020/21	AUDITED ACTUAL ACHIEVEMENT 2021/22	PLANNED TARGET FOR 2022/23	ACTUAL ACHIEVEMENT AS AT 31 MARCH 2023	DEVIATION FROM PLANNED TARGET	REASON FOR DEVIATION
COMPLIANT AND RESPONSIVE GOVERNANCE.								
Turnaround time for invoices paid	Percentage of invoices paid within 30 days	ADMIN 1.5	99.93% (1495)	100% (1 912)	100%	100% (7 638) of invoices paid were within 30 days.	-	-
Fully constituted councils /boards of public entities	Percentage of councils/boards that are fully constituted	ADMIN 1.6	100%	100%	100%	100% (28) of councils/boards were fully constituted.	-	-

Positive Deviations

The Department honoured the pronouncement on the enrollement of the graduates made by Cabinet in 2002. According to this, government departments must enroll graduates in an internship programme with the intention to impart knowledge to them (graduates) so that they can accumulate experience and be employable. To this end, the Department enrolled 35 interns against funded posts in the 2022/23 financial year. This translated into 6,09% (35/574) enrollement of Interns (which is 1,09% above the set target of 5%). The enrollement of the graduates in the current internship programme expires on 31 March 2024. The number of Interns enrolled was set at 35 to ensure, that even when some Interns exit the programme for one reason or the other, the set target of 5% could still be achieved. At the time of enrolling the 35 Interns during the year under review, there were still 30 Interns in the programme, whose 24 months enrollement was set to expire on 31 March 2023. Therefore, the Department had 30 Interns in the programme.

Therefore, the department had 35 interns in the programme. The early enrollement of the 35 interns was because of identified placement opportunities and the availability of budget to pay the required stipends. Furthermore, instead of the nine planned izimbizo, 12 izimbizo were undertaken. The additional izimbizo were held because of an increased need to engage the

community and stakeholders. These izimbizo enabled the Department and political principals in the sector to interact directly with communities and sector practitioners, discussing the sport, arts and culture related needs and concerns, and how government could assist in creating an enabling environment to meet such needs. They promoted interactive governance and active participation of the public in implementation of government programmes.

Negative Deviations

In its effort to work smarter to reach operational effectiveness and efficiency, the Department is set to automate/modernise its business processes. To this effect, in the period under review, two manual services were planned for modernisation/automation, namely the database for the Sport, Arts and Culture and the Public Entities Reporting System. While the database was concluded, the latter system could not even start, because of factors outside the Department's control. As per National Treasury's recommendation, the Department attempted to integrate the project into a cross cutting/transversal system of the (SITA). When this effort was unsuccessful, the Department advertised a tender to source a service provider.

Unfortunately, there was no response to the advertised tender, causing further delays in the accomplishment of the project. Noting the importance of the automation of services, the development of the systems has been reprioritised for the 2023/24 financial year. The progress will be monitored quarterly.

Support to Women

Most women in South Africa were historically and systematically suppressed and excluded from social, political, and economic spheres. As a result, women's lived experiences differed according to their race, geography, economic status and educational levels. Today, most women continue to face economic exclusion, resulting in high levels of poverty, inequality, and unemployment. Women's economic empowerment is central to the achievement of the constitutional vision of a gender-equal, non-sexist society. Thus, transforming the world of work for women and ensuring their inclusion in mainstream economic activities and employment opportunities requires the elimination of structural barriers and discriminatory laws, policies, practices, and social norms.

Activities targeting women and girls are mainstreamed in all programmes and projects of the Department. Apart from being the custodian of equity targets, Programme 1 provides resources and support to all Programmes of the Department, enabling them to deliver the planned services and support to focus groups. Women at Senior Management Service (SMS) level increased from 27 (45,76%) to 32 (48,48%) during the 2022/ 23 financial year. While it is acknowledged that equity rating can be affected by the sudden mobility of staff, the issue is being prioritised by the departmental Employment Equity and Skills Development (EE and SD) Committee, to see how best to have a semblance of consistency.

Support to the Youth

The most recent population estimates see the South African population increasing from 59,6 million in 2020 to nearly 68,5 million by 2030 (growing at an average rate of 1,4% per year). Young people (aged 24 and below) make up 44% of the population, highlighting the potential for a demographic dividend, though it's doubtful whether South Africa can still benefit from it, given the high level of youth (aged 15-24) unemployment, which stood at 63,3% as at Q1 of

2021 (Statistics South Africa, Quarterly Labour Force Survey, Q1: 2021). The country's slow economic growth in recent years has led to massive job losses and an even lower number of jobs being created. Reducing South Africa's high level of youth unemployment requires the economy to be on a labour-absorbing growth path. Unemployment remains endemic in the country with 24% of the workforce of South Africa unemployed. Young people constitute the majority of the unemployed with no less than 70% of them unemployed. In view of the aforesaid, all sectors of society, from government to business and civil society organisations, need to rally together and make a more meaningful contribution to addressing the youth challenge.

When identifying opportunities during the DSAC SWOT analysis conducted in the second half of 2022, it was noted that the Department has a strong bias towards the youth which is an opportunity to capitalise on. Noting this, the Department will continue to support youth-focused programmes that create access to and promote participation of young people in sport, arts, and culture. In line with the directive of the President for government departments to combat the rising levels of unemployment among the youth, DSAC fully participates in the Public Service Internship Programme as highlighted above.



The Internship programme is one of the structured developmental programmes that form part of a strategy to address unemployment among the youth. It serves as a vehicle to fight unemployment and to assist the development of skills as well as attract future public servants by providing work experience to unemployed youths and graduates. The programme in DSAC runs for a prescribed period of 24 months. As such, enrolment cannot be done each financial year because of the resources required, including equipped workstations and budget for the payment of stipends.

In March 2022, the total percentage of Youth employed in DSAC stood at 86 or 15,3% of the total staff establishment. This figure increased to 20,8% or 118 employees as of 31 March 2023. The increase is largely ascribed to the employment of a second batch of Interns in accordance with the public service graduate internships programme. In addition to the interns enrolled by DSAC as on 1 April 2022, fifty-five (55) of the permanent employees and 11 contract workers, qualified as Youth. For DSAC to maintain the number of graduated interns enrolled at a minimum of 5% of vacancies on the establishment, a new round of recruitment will commence in the third quarter of 2023/24 for assumption of duty on 1 April 2024. To enable the Youth to have improved access to economic information to ensure their development and for them to contribute positively to the country's economic and social development, the Department supported youth-owned businesses through its procurement processes. The details are in the table below.

B-BBEE LEVEL	YOUTH OWNED (2021-2022)	YOUTH OWNED (2022-2023)
Level 1	25,93%	35,93%
Level 2	10,00%	11,11%
Level 3	33,30%	0,00%
Level 4	0,00%	13,30%
Level 5	0,00%	0,00%
Level 6	0,00%	0,00%
Level 8	0,00%	0,00%
SMME	100,00%	0,00%
EME	0,00%	100%

Youth businesses embarked mainly on the following: Software licenses, communication and office equipment; catering; computer equipment; and electrical services. Of the youth-owned companies, the Department procured from, 46% are 100% owned by young women, who are also Black. Youth-owned suppliers are mainly from Gauteng as deliveries are done in Pretoria. Across the sector, each provincial department responsible for sport, arts and culture, and public entities, engage in their own separate procurement.

Support to persons with disabilities

Improving the economic security of persons with disabilities and their families requires a concerted and coordinated effort by all members of society and organisations. Among others, these efforts need to be directed at aligning legislation, policies, systems, programmes and services aimed at the creation of decent work, employment schemes, skills development, social protection, environmental accessibility and the reduction of inequality.

In response to the need to advocate the right of persons with disabilities, the Department partners with different stakeholders through Programme 1. The Department also complies with national guidelines regarding the employment of persons with disabilities. The number of people employed by DSAC that have some form of disability, increased from 13 or 2,43% on 1 April 2022 to 15 or 2,64% as on 31 March 2023. Although the Department exceeded the 2% target set by Cabinet, the EE and SD Committee of the Department identified the employment of persons with disabilities as a key area for improvement.

Employees with disabilities are assisted through Programme 1 in accordance with the departmental Policy on Reasonable Accommodation and Assistive Devices, ranging from ranging from Sign Language, Interpreting services, to hiring automatic vehicles instead of manual vehicles, where necessary. Employees who required braille services, were assisted with Braille Sense computers and mobile phone monitors, Acoustic Hoods and Zoom Text Magnifiers with Windows 10. The Programme will continue researching/benchmarking on best practices/modern trends specific to people with a disability.

Contribution to Anti-Gender Based Violence and Femicide (GBVF) initiatives

Provincial Community Izindaba on discouraging harmful cultural practices were held in all the provinces. The Social Cohesion Advocates programme has a work stream solely dedicated to Women Empowerment and Gender Equality which prioritised matters of GBVF during the reporting period. Anti-GBVF projects were offered through the work of the Moral Regeneration Movement programme. Platforms for Community Conversations / Dialogues are created with specific focus on issues of national importance, including GBVF.

STRATEGY TO OVERCOME AREAS OF UNDER PERFORMANCE

The Department has engaged with SITA to develop the system for the Department. As such the open tender process will not be initiated in the current financial year. Currently awaiting proposal from SITA so that we can issue as purchase order and the system development process can commence.



CHANGES TO PLANNED TARGETS

The Department did not change any performance indicators or targets during the year.

LINKING PERFORMANCE WITH BUDGETS

Details for Programme 1 - Administration for the year ended 31 March 2023

	2022/23							2021/22	
	Adjusted Budget	Shifting of Funds	Virement	Final Budget	Actual Expenditure	Variance	Expenditure as % of final budget	Final Budget	Actual Expenditure
	R'000	R'000	R'000	R'000	R'000	R'000	R'000	R'000	R'000
Programme 1: ADMINISTRATION									
Sub programme									
1. MINISTRY	4,583	-	-	4,583	4,577	6	99,9%	5,698	4,423
2. MANAGEMENT	73,012	1,261	1,040	75,313	68,916	6,397	91,5%	69,261	61,542
3. STRATEGIC MANAGEMENT AND PLANNING	22,111	(2,070)	-	20,041	20,041	-	100,0%	18,217	17,909
4. CORPORATE SERVICES	163,693	1,625	15,884	181,202	179,122	2,080	98,9%	188,281	168,253
5. OFFICE OF THE CHIEF FINANCIAL OFFICER	69,084	(2,506)	16	66,594	59,346	7,248	89,1%	66,150	58,083
6. OFFICE ACCOMMODATION	125,390	1,690	74,818	201,898	201,898	-	100,0%	149,486	148,964
	457,873	-	91,758	549,631	533,900	15,731	97,1%	497,093	459,174
Economic classification									
Current payments	444,530	(145)	88,512	532,897	517,336	15,561	97,1%	459,127	437,628
Compensation of employees	187,863	-	-	187,863	172,894	14,969	92,0%	186,013	165,318
Goods and services	256,667	(145)	88,512	345,034	344,442	592	99,8%	273,114	272,310
Transfers and subsidies	496	-	714	1,210	1,210	-	100,0%	1,348	1,344
Departmental agencies and accounts	104	-	-	104	104	-	100,0%	260	257
Provinces and municipalities	-	-	10	10	10	-	100,0%	19	18
Households	392	-	704	1,096	1,096	-	100,0%	1,069	1,069



	2022/23							2021/22	
	Adjusted Budget	Shifting of Funds	Virement	Final Budget	Actual Expenditure	Variance	Expenditure as % of final budget	Final Budget	Actual Expenditure
	R'000	R'000	R'000	R'000	R'000	R'000	R'000	R'000	R'000
Programme 1: ADMINISTRATION									
Payments for capital assets	12,847	-	2,148	14,995	14,825	170	98,9%	25,157	8,741
Machinery and equipment	12,847	-	2,148	14,995	14,825	170	98,9%	24,890	8,474
Software and other intangible assets	-	-	-	-	-	-	-	267	267
Payment for financial assets	-	145	384	529	529	-	100,0%	11,461	11,461
	457,873	-	91,758	549,631	533,900	15,731	97,1%	497,093	459,174



2.4.2 PROGRAMME 2: RECREATION DEVELOPMENT AND SPORT PROMOTION

PURPOSE

Support the provision of mass-participation opportunities, the development of elite athletes, and the regulation and maintenance of facilities.

SUB-PROGRAMMES

- **Winning Nation** supports the development of elite athletes.
- **Active Nation** supports the provision of mass participation opportunities in sport and recreation.
- **Infrastructure Support** regulates and manages the provision of sport and recreation, and arts and culture facilities. This sub-programme also provides technical support during the construction, repair and renovation of buildings belonging to public entities and other institutions in the sport, arts and culture sector.

Programme 2: Contributes to the following Outcomes.

- Transformed, capable and professional sport, arts and culture sector
- A diverse, socially cohesive society with a common national identity
- Integrated and accessible SAC infrastructure and information

OUTCOMES, OUTPUTS, OUTPUT INDICATORS, TARGETS AND ACTUAL ACHIEVEMENTS

Among the other key performance areas earmarked for execution in the operational plan, the Recreation Development and Sport Promotion Programme elevated 11 key interventions to be tracked through the APP reporting. The Programme's performance for the financial year reached 82%. That is, achieving nine out of 11 targets and under-performing against two targets, which translates to 18% of the Programme's overall performance.

The graphic presentation below, reflects the performance overview for the Programme:

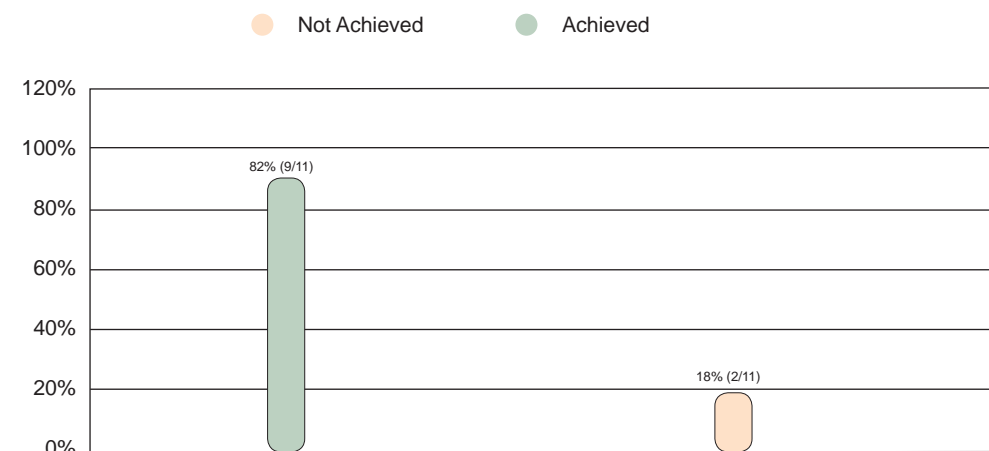


Figure 4 : Recreation Development and Sport Promotion 2022/23 Annual Performance Overview



OUTPUT	OUTPUT INDICATOR	CODE	AUDITED ACTUAL ACHIEVEMENT 2020/21	AUDITED ACTUAL ACHIEVEMENT 2021/22	PLANNED TARGET FOR 2022/23	ACTUAL ACHIEVEMENT AS AT 31 MARCH 2023	DEVIATION FROM PLANNED TARGET	REASON FOR DEVIATION
A TRANSFORMED, CAPABLE AND PROFESSIONAL SPORT, ARTS AND CULTURE SECTOR								
High performance athletes supported to achieve success in international sport	Number of athletes supported through the scientific support programme per year	RDSP 2.1	40	342	80	288 Athletes were supported through the scientific support programme.	+208	288 includes contributions from partner organisations that were financially supported by DSAC towards providing support to the athletes. In the third quarter, the Department responded positively to a request to financially support 208 Under-20 athletes who were to represent the country at the 11th AUSC Region 5 Youth Games, in Lilongwe Malawi. The general over-achievement has been constant over the quarters mainly because of inconsistency in submission of claims by athletes as they submit once they have procured the required services in terms of the user-claim system. Thus, the anticipated numbers could not always align to the quarter targets.
Athletes developed by sports academies	Number of athletes supported by the sports academies	RDSP 2.2	2 249	8 859	3 700	5 289 Athletes supported by sports academies.	+1 589	The overachievement is attributed to the following: The athletes that come through to the district and provincial academies are emerging to high performance. Therefore, when the need arises for athletes to improve their performance, they seek assistance from the academies and academies respond as required. Thus, providing the necessary support and services. Also, because of their higher targets, some provinces were able to contribute more to the national achievement against this target.

OUTPUT	OUTPUT INDICATOR	CODE	AUDITED ACTUAL ACHIEVEMENT 2020/21	AUDITED ACTUAL ACHIEVEMENT 2021/22	PLANNED TARGET FOR 2022/23	ACTUAL ACHIEVEMENT AS AT 31 MARCH 2023	DEVIATION FROM PLANNED TARGET	REASON FOR DEVIATION
Advocate for transformation in sport and recreation	(%) of National Federations meeting 50% or more of all prescribed Charter transformation targets	RDSP 2.3	73.7%	21%	89.5%	Zero (0%) (Although 16 National Federations submitted their data sheets, they could not be assessed; as such, none of them could be declared as having met 50% or more of all prescribed charter transformation targets).	-89.5%	The transformation status could not be assessed due to late or non-submission of datasheets by the National Federations. Of the 19 federations due for submission, only 16 had submitted their data sheets and three, namely: Chess SA, Basketball SA and South African Football Association (SAFA), were outstanding at the end of the financial year.
A DIVERSE SOCIALLY COHESIVE SOCIETY WITH A COMMON NATIONAL IDENTITY								
Participation in sport and recreation promoted by facilitating opportunities for people to share space and by providing equipment and/or attire to schools, hubs and clubs	Number of people actively participating in organised sport and active recreation events	RDSP 2.4	58 439	332 053	315 000	374 255 People actively participated in sport and recreation promotion campaigns and events.	+ 59 255	The increase in performance was because of the removal of Covid-19 restrictions that were still in place at the beginning of the financial year. With provinces ramping up their activities in the first two quarters post the Covid-19 lockdown suspensions, more participation opportunities were created, which the public responded by participating.
Participation in sport and recreation promoted by facilitating opportunities for people to share space and by providing equipment and/or attire to schools, hubs and clubs.	Number of sport and recreation promotion campaigns and events implemented	RDSP 2.5	3	8	8	8 Sport and recreation promotion campaigns and events were implemented.	-	-



OUTPUT	OUTPUT INDICATOR	CODE	AUDITED ACTUAL ACHIEVEMENT 2020/21	AUDITED ACTUAL ACHIEVEMENT 2021/22	PLANNED TARGET FOR 2022/23	ACTUAL ACHIEVEMENT AS AT 31 MARCH 2023	DEVIATION FROM PLANNED TARGET	REASON FOR DEVIATION
A TRANSFORMED, CAPABLE AND PROFESSIONAL SPORT, ARTS AND CULTURE SECTOR								
Participation in sport and recreation promoted by facilitating opportunities for people to share space and by providing equipment and/or attire to schools, hubs and clubs	Number of schools, hubs and clubs provided with equipment and/or attire as per the established norms and standards	RDSP 2.6	5 324	4 732	2 500	4 165 Schools, hubs and clubs were provided with equipment and/or attire as per the established norms and standards.	+1 665	The achievement was in response to an increased need for equipment and attire to enable an increased participation in sport and recreation activities.
Talented athletes developed	Number of learners in the National School Sport Championship per year	RDSP 2.7	-	2 309	5 000	5 204 Learners in the National School Sport Championship.	+204	The over achievement is the result of added efforts to support the National Primary Schools Athletics Championships, in the Fourth Quarter.
Participation in sport and recreation promoted by facilitating opportunities for people to share space and by providing equipment and/or attire to schools, hubs and clubs	Number of learners participating at the district school sport tournaments	RDSP 2.8	-	101 740	75 000	165 254 Learners participated in the district school sport tournaments.	+90 254	The number increased due to district eliminations held for Athletics and Swimming Championships.

OUTPUT	OUTPUT INDICATOR	CODE	AUDITED ACTUAL ACHIEVEMENT 2020/21	AUDITED ACTUAL ACHIEVEMENT 2021/22	PLANNED TARGET FOR 2022/23	ACTUAL ACHIEVEMENT AS AT 31 MARCH 2023	DEVIATION FROM PLANNED TARGET	REASON FOR DEVIATION
INTEGRATED AND ACCESSIBLE SAC INFRASTRUCTURE AND INFORMATION								
Participation in sport and recreation promoted by facilitating opportunities for people to share space and by providing equipment and/or attire to schools, hubs and clubs.	Number of municipalities provided with technical and/or management support during construction	RDSP 2.9	35	106	50	62 Municipalities provided with technical and/or management support during construction.	+12	Apart from supporting municipalities that were allocated MIG support in 2022/23, the Department also supported municipalities whose projects started in the previous years, but were not completed. As planned, the support to municipalities ran throughout the construction cycle and not only during the 'laying of the bricks and cement', because the Department's support is meant to enable alignment to the set norms and standards for sport facilities.
Participation in sport and recreation promoted by facilitating opportunities for people to share space and by providing equipment and/or attire to schools, and clubs	Number of community outdoor gyms and children's play parks constructed	RDSP 2.10	10	6	10	10 Community outdoor gyms and children's play parks constructed.	-	-



OUTPUT	OUTPUT INDICATOR	CODE	AUDITED ACTUAL ACHIEVEMENT 2020/21	AUDITED ACTUAL ACHIEVEMENT 2021/22	PLANNED TARGET FOR 2022/23	ACTUAL ACHIEVEMENT AS AT 31 MARCH 2023	DEVIATION FROM PLANNED TARGET	REASON FOR DEVIATION
National heritage legacy facilities developed	Number of heritage legacy facilities (including the Resistance and Liberation Heritage Route [RLHR] sites) developed and/or maintained to transform the national heritage landscape.	RDSP 2.11	2	0	3	1 Heritage legacy facility (Dr JL Dube Amphitheatre) developed and/or maintained to transform the national heritage landscape.	-2	<p>Isibhubhu Cultural Arena (Enyokeni Project):</p> <p>Environmental Impact Assessment (EIA) had not yet been approved. On the approval, it turned out that further engagements are required with the traditional leadership in KwaZulu-Natal.</p> <p>Sarah Baartman Centre of Remembrance:</p> <p>The contractor terminated the contract and vacated the site in July 2021 due to contractual disputes with the DPWI (Implementing Agent). At the time of reporting, a formal acceptance of the project by the DBSA as the new implementing agent was awaited from DPWI</p>

Positive Deviations

While the targets were exceeded against seven of the output indicators, it is by no means a result of under-targeting. By the nature of its work, the Programme enables participation in mass-based sport and recreation activities, where participation is free of charge. In some of the activities, additional participants can take part without affecting the resources used. In other areas, sport and recreation bodies ask for technical or management assistance on an ad hoc basis, thus increasing the number of participants provided with non-financial support.

The Department supported 288 athletes through the scientific support programme against the planned target of 80. The 288 includes contributions from partner organisations that were financially supported by the Department towards providing support to the athletes. In the third quarter, the Department responded positively to a request to financially support 208 athletes below the age of 20, who were to represent the country at the 11th AUSC Region 5 Youth Games, in Lilongwe, Malawi. Had the ad hoc support not been provided, the achievement would have been as per the planned target. Further, the number of athletes supported by the sports academies (target of 3 700) was exceeded by 1 589. This is attributed to the post-planning requests for support to which the academies responded positively.

The number of people actively participating in sport and recreation promotion campaigns (target of 315 000) was exceeded by 59 255 because of the removal of the Covid-19 restrictions that were still in place at the beginning of the financial year. The number of learners participating in the national school sport championships was exceeded by 204 against the planned target of 5 000 because of added efforts to support the National Primary Schools Athletics Championships in the fourth quarter. With regards to participation of learners in the school sport tournaments at district level, the target (75 000) was exceeded by 90 254 because of the elimination activities held ahead of the Athletics and Swimming Championships. The number of schools, hubs and clubs provided with equipment and/or attire as per the established norms and standards (target of 2 500) was also exceeded by 1 665 in response to an increased need for equipment and attire to enable increased participation in sport and recreation activities. The implementation of the Ministerial Outreach programme, which also covered the handing over of sports facilities, enabled the Department to assist schools, hubs and clubs with the increased need for equipment.

Apart from supporting municipalities that were allocated MIG support in 2022/23, the Department also supported municipalities whose projects started in the previous years, but were not completed. As planned, the support to municipalities ran throughout the construction cycle and not only during the 'laying of the bricks and cement' because the Department's support is meant to enable alignment to the set norms and standards for sport facilities. To this end, 62 municipalities were provided with support against the target of 50. In addition, the Department conducted site visit to 79 completed facilities to determine the state in which they were, and whether they were being used. Each visit resulted in a report.

Negative Deviations

Sport infrastructure plays a vital role in accomplishing excellence in the field of sport. It not only aids in producing sports persons of universal appeal, but also empowers the youthful populace of a nation to take an interest in sporting activities with the objective of creating a culture of participation in sport.

Equally, in the heritage space, infrastructure is required to help transform the heritage landscape. Against a target of three facilities (Enyokeni, Dr John L Dube Amphitheatre, and the Sarah Baartman Centre of Remembrance), only one (Dr John L Dube Amphitheatre) was completed. Two of the projects were not achieved because of the following:

- **Enyokeni Project:** EIA had not yet been approved. When following up it turned out that further engagements were required with the traditional leadership in KwaZulu-Natal. These engagements have since taken place.
- **Sarah Baartman Centre of Remembrance:** The contractor terminated the contract and vacated the site in July 2021 due to contractual disputes with the DPWI (Implementing Agent). At the time of reporting, a formal acceptance of the project by the DBSA as the new implementing agent was awaited.

Furthermore, none of the National Federation could be declared as having met 50% or more of all prescribed charter transformation targets because the transformation status could not be assessed due to late or non-submission of datasheets by the National Federations. Of the 19 federations due for submission, only 16 had submitted their data sheets and three (Chess SA, Basketball SA and SAFA) were outstanding at the end of the financial year.

Support to Women, Youth, and Persons with disabilities

Activities targeting women and girls are mainstreamed within all programmes and projects of the Department. The better resourced sporting codes such as rugby, football and cricket only receive departmental funding for school sport and for women's participation. An event dedicated to the recognition of women's achievements in sport is held each year in partnership with the G-sport Trust. In terms of research, a baseline study to ascertain the sports federations' commitment to women in their codes was undertaken and the findings were included in the Women and Sport Policy. Additional research is being conducted to ascertain the level of accessibility of funds to women and the impact of funds allocated to women in selected sporting codes.

The DSAC school sport programme has codes of sport catering just for girls and for persons living with disabilities. As the school sport programme has grown over the years the number of girls has increased such that there are now more girls in the programme than boys. The Department also supports recognition events that exclusively acknowledge the performance of women and girls, the G-Sport Awards which are held annually. All school-linked indicators directly support the youth. The five participant-based indicators under Programme 2 reached the following numbers:

- 5 370 youths of which 2 230 were women, and over 165 were persons with disabilities, were supported through scientific and academy support services.
- 319 527 youths of which 176 685 were women, and 117 were people with disabilities, participated in organised sport and active recreation events initiated or funded by the Department.
- 170 450 youths of which 78 707 were women, and 1 267 were persons with disabilities, participated in school sport activities at district and national level events initiated or funded by the Department.

Persons with disabilities participate in many of the mass-participation and Active Nation programmes offered by the Department. In addition, the school sport programmes cater for learners with special educational needs. Goalball, a sport for the visually impaired, is one of the priority codes of the Department and forms part of the school sport championships. Furthermore, codes of sport focusing on persons with disabilities benefit through departmental transfer payments that are allocated to them annually. These include wheelchair basketball, wheelchair tennis and wheelchair table tennis, as well as numerous codes focusing on deaf participants.

The GBVF programmes in sport are driven through and in partnership with our stakeholders such as loveLife and Sport for Social Change Network. The sport and recreation activities are used to promote and create awareness of GBVF as a social phenomenon. In addition, the following factions also contribute to the fight against GBVF:

- Prominent sport persons are used as advocates for anti-GBVF messaging.
- The Department is working with stakeholders to finalise a policy on Safeguarding in Sport.
- As part of their application for funding, sports and recreation bodies are required to include their Safeguarding Policy as per the template published by SASCO. This will be part of the weighting to calculate their funding.
- The National Youth Camp programme has modules on GBVF.
- Community Sport and Active Recreation events provide a platform for capacity development, promotion of well-being and healthy lifestyles of citizens.
- National School Sport Championship - This Programme, which created a provision for safeguarding of children, including women in sport.

Strategy to overcome areas of under-performance

Infrastructure projects:

- **Enyokeni Project:** the required engagements with the traditional leadership in KwaZulu-Natal have since taken place and the Department was given the go-ahead by the custodian provincial department, to undertake the project. The outcome of the application for the EIA will be followed up.
- **Sarah Baartman Centre of Remembrance:** The DBSA was appointed as the new implementing agent. Their acceptance of the project will be followed up through DPWI. They were reported in the first quarter of 2023/24, it was reported that they were conducting due diligence before formally accepting their role as the implementing agent.

Transformation of sport:

The Department regards transformation in the sport, arts and culture sector as a non-negotiable. The failure to issue a transformation progress report by the end of March 2023 is only a reflection of the risks associated with dependency on other stakeholders for performance, rather than the Department viewing transformation as unimportant. The Department is in the process of sourcing a service provider to assess the received data sheets and draft a report. Furthermore, staff capacity in the Unit providing secretariat services to the EPG, is receiving attention.

LINKING PERFORMANCE WITH BUDGETS

Summary of the actual expenditure in comparison to the adjusted appropriation for both the current and previous year.

Programme 2: RECREATION DEVELOPMENT AND SPORT PROMOTION	2022/23							2021/22	
	Adjusted Budget	Shifting of Funds	Virement	Final Budget	Actual Expenditure	Variance	Expenditure as % of final budget	Final Budget	Actual Expenditure
	R'000	R'000	R'000	R'000	R'000	R'000	R'000	R'000	R'000
Sub programme									
1. WINNING NATION	279,219	564	8,500	288,283	286,830	1,453	99.5%	257,264	253,603
2. ACTIVE NATION	728,245	8,381	-	736,626	736,625	1	100.0%	692,616	692,614
3. INFRASTRUCTURE SUPPORT	419,489	(8,945)	(91,013)	319,531	313,818	5,713	98.2%	422,842	406,330
Total	1,426,953	-	(82,513)	1,344,440	1,337,273	7,167	99.5%	1,372,722	1,352,547
Economic classification									
Current payments	184,961	(5,600)	(15,842)	163,519	159,607	3,912	97.6%	108,804	102,913
Compensation of employees	36,123	-	-	36,123	34,956	1,167	96.8%	35,718	31,843
Goods and services	148,838	(5,600)	(15,842)	127,396	124,651	2,745	97.8%	73,086	71,070
Transfers and subsidies	1,097,611	10,992	2,950	1,111,553	1,108,298	3,255	99.7%	1,209,282	1,202,263
Provinces and municipalities	603,511	-	-	603,511	603,511	-	100.0%	591,055	591,055
Departmental agencies and accounts	256,229	608	(3,350)	253,487	250,814	2,673	98.9%	349,235	345,127
Foreign governments and international organisations	139	4,900	-	5,039	4,923	116	97.7%	118	115
Public corporations and private enterprises	616	(616)	-	-	-	-	-	-	-
Non-profit institutions	231,682	3,616	6,300	241,598	241,132	466	99.8%	264,024	261,116
Households	5,434	2,484	-	7,918	7,918	-	100.0%	4,850	4,850

Programme 2: RECREATION DEVELOPMENT AND SPORT PROMOTION	2022/23							2021/22	
	Adjusted Budget	Shifting of Funds	Virement	Final Budget	Actual Expenditure	Variance	Expenditure as % of final budget	Final Budget	Actual Expenditure
	R'000	R'000	R'000	R'000	R'000	R'000	R'000	R'000	R'000
Payments for capital assets	144,381	(5,408)	(69,621)	69,352	69,352	-	100.0%	54,636	47,371
Buildings and other fixed structures	-	11,508	-	11,508	11,508	-	100.0%	26,065	26,065
Heritage assets	144,381	(16,916)	(69,621)	57,844	57,844	-	100.0%	28,571	21,306
Payment for financial assets	-	16	-	16	16	-	100.0%	-	-
Total	1,426,953	-	(82,513)	1,344,440	1,337,273	7,167	99.5%	1,372,722	1,352,547

PERFORMANCE IN RELATION TO STANDARDISED OUTPUTS AND OUTPUT INDICATORS FOR SECTORS WITH CONCURRENT FUNCTIONS

The standardisation of indicators for sectors with concurrent functions is a process where all provincial departments in a sector, together with their national department, use a result-based approach to develop core sector results and the set of indicators to measure progress towards the achievement of the sector results. The indicators at an output level of the results chain are approved by provincial Accounting Officers and are incorporated into the APP of provincial departments. These indicators also form the basis for the quarterly and annual performance reporting processes. At national level, the Director-General approves the standardised indicators as signed off by all provincial HODs and process further to the DPME as required in terms of the Revised Framework for Strategic Plans and Annual Performance Plans.

Below are the sport and recreation-related standardised indicators that were implemented by the sport, arts and culture sector, inclusive of performance for the 2022/23 financial year. Programme 2 supports three of the seven sector standardised indicators supported by the Department.

- Number of schools, hubs and clubs provided with equipment and/or attire as per the established norms and standards: Against the set target of 2 500, the Department recorded an achievement of 4 165.
- Number of athletes supported by sports academies: During the reporting period, target of 3 700 was set and the Department recorded an achievement of 5 289.
- Number of learners participating in the district school sport tournaments: Against the set target of 75 000, the Department recorded an achievement of 165 254.

While the targets were exceeded, the recorded performance is a result of continued monitoring and guidance. This starts with the assessment of the provincial APPs to determine inclusion and correct capturing of the set indicators. The assessment findings are shared with provincial technical officials and HODs for correction. Following on the performance of 2022/23, the Department assessed the draft provincial performance plans for 2023/24, inclusive of the technical indicator descriptions and other aspects as required by the Revised Framework for Strategic Plans and Annual Performance Plans. The assessment has noted some misalignment with the Technical Indicator Descriptions especially in areas such as definition, method of calculation and calculation type Descriptions of some of the provinces, to this end, the Department has generated assessment reports to all provinces outlining the shortcomings in their annual performance plans 2023/24. To augment the sectoral performance, standardised indicators will also be monitored and discussed at the established sectoral Planning, Monitoring, Evaluation and Reporting Forum's quarterly meetings.

2.4.3 PROGRAMME 3: ARTS AND CULTURE PROMOTION AND DEVELOPMENT

PURPOSE

The Programme is responsible for the development and promotion of arts, culture and language and implement the national cohesion strategy.

SUB-PROGRAMMES

- National Language Services
- Cultural and Creative Industries Development
- International Cooperation
- Social Cohesion and Nation Building
- Mzansi Golden Economy

Programme 3: Contributes to the following Outcomes.

- Increased Market share of, and job opportunities in the sport, cultural and cultural and creative sectors.
- Transformed, capable and professional sport, arts, and culture sector.
- A diverse socially cohesive society with a common national identity .
- Integrated and accessible SAC infrastructure and information.

OUTCOMES, OUTPUTS, OUTPUT INDICATORS, TARGETS AND ACTUAL ACHIEVEMENTS

Among the other key performance areas earmarked for execution in the operational plan, the Arts and Culture Promotion and Development Programme elevated 19 key interventions to be tracked through the APP reporting. The Programme's performance for the financial year reached 84%. That is, achieving 16 out of 19 targets and under-performing against three targets, which translates to 16% of the Programme's overall performance.

The graphic presentation below, reflects the performance overview for the Programme:

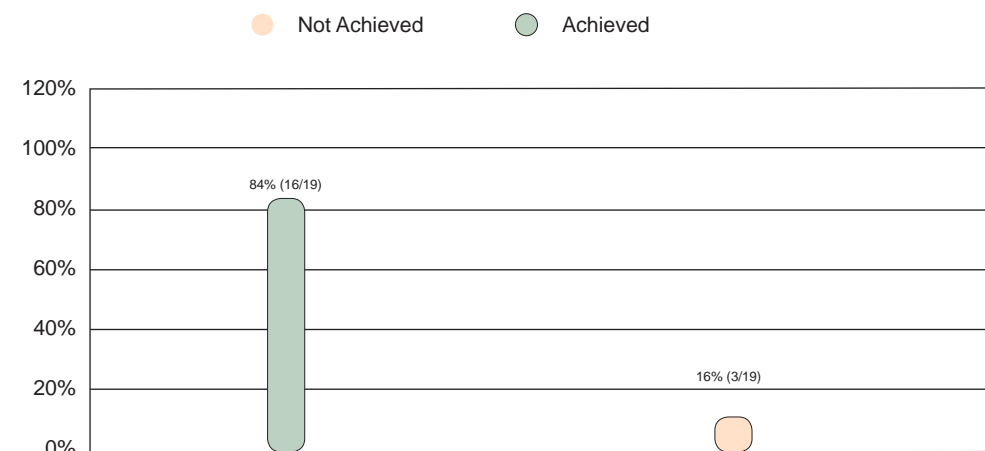


Figure 5 : Arts and Culture Promotion and Development 2022/23 Annual Performance Overview



OUTPUT	OUTPUT INDICATOR	CODE	AUDITED ACTUAL ACHIEVEMENT 2020/21	AUDITED ACTUAL ACHIEVEMENT 2021/22	PLANNED TARGET FOR 2022/23	ACTUAL ACHIEVEMENT AS AT 31 MARCH 2023	DEVIATION FROM PLANNED TARGET	REASON FOR DEVIATION
INTEGRATED AND ACCESSIBLE SAC INFRASTRUCTURE AND INFORMATION								
Official languages promoted and developed	Number of multi-year human language technology projects supported	ACPD 3.1	6	6	6	8 Multi-Year human language technology projects were fully supported.	+2	The cost for new projects was less than the budget available, hence the Department managed to support two additional projects.
Official languages promoted and developed	Percentage of official documents received that are translated and edited	ACPD 3.2	100%	100%	100%	100% (798) of documents accepted representing documents for translation and/or editing within the reporting period were completed as per the client's specifications.	-	-
TRANSFORMED, CAPABLE AND PROFESSIONAL SPORT, ARTS AND CULTURE SECTOR								
Qualified language practitioners	Number of bursaries awarded for the development of qualified language practitioners per year	ACPD 3.3	486	301	250	312 bursaries were awarded for the development of qualified language practitioners.	+62	Awarding of the bursaries is at the discretion of universities depending on the cost of their courses and the number of language-related modules that are being registered for. Some universities have a cheaper fee structure than others, hence 62 additional students could be supported.
CULTURAL AND CREATIVE INDUSTRIES DEVELOPMENT								
Development platforms nationally and internationally to expand market access	Number of local and international market access platforms financially supported	ACPD 3.4	6	12	15	15 local and international market access platforms were financially supported.	-	-

OUTPUT	OUTPUT INDICATOR	CODE	AUDITED ACTUAL ACHIEVEMENT 2020/21	AUDITED ACTUAL ACHIEVEMENT 2021/22	PLANNED TARGET FOR 2022/23	ACTUAL ACHIEVEMENT AS AT 31 MARCH 2023	DEVIATION FROM PLANNED TARGET	REASON FOR DEVIATION
Capacity Building	Number of capacity building projects financially supported	ACPD 3.5	10	20	22	22 capacity building projects were supported.	-	-
Access to cultural facilities/ community arts centre and participation in arts, culture, and heritage programmes promoted.	Number of Provincial Community Arts Development Programmes implemented per year.	ACPD 3.6	8	7	9	9 Provincial Community Arts Development Programmes were implemented.	-	-
Target Groups programme supported	Number of youth focused arts development programmes	ACPD 3.7	3	4	4	4 Youth focused arts development programmes were implemented.	-	-
Gender Based Violence and Femicide programmes	Number of Gender-Based Violence and Femicide initiatives financially supported	ACPD 3.8	1	1	3	2 Gender-Based Violence and Femicide initiatives were financially supported in the 2022/23 financial year.	-1	The third initiative, named Silapha, was regarded as not achieved, because of insufficient evidence.
INTERNATIONAL COOPERATION								
International engagements	Number of International engagements coordinated	ACPD 3.9	13	23	20	22 Cultural engagements were coordinated.	+2	Due to requests received from partner countries in this case India.



OUTPUT	OUTPUT INDICATOR	CODE	AUDITED ACTUAL ACHIEVEMENT 2020/21	AUDITED ACTUAL ACHIEVEMENT 2021/22	PLANNED TARGET FOR 2022/23	ACTUAL ACHIEVEMENT AS AT 31 MARCH 2023	DEVIATION FROM PLANNED TARGET	REASON FOR DEVIATION
A DIVERSE SOCIALLY COHESIVE SOCIETY WITH A COMMON NATIONAL IDENTITY								
Support of the moral regeneration programme by Government	Number of Moral Regeneration Movement Projects financially supported.	ACPD 3.10	2	0	5	5 moral regeneration movement projects were financially supported.	-	-
Community conversations/-dialogue programme implemented	Number of community conversations/ dialogues held to foster social interaction per year.	ACPD 3.11	10	20	20	25 community conversations/dialogues were held to foster social interaction.	+5	The additional five were due to ad hoc requests from other stakeholders e.g., Communities, which increased the number on the already existing plan.
Advocacy platforms on social cohesion by Social Cohesion Advocates	Number of advocacy platforms on social cohesion by social cohesion advocates	ACPD 3.12	20	47	20	60 advocacy platforms on social cohesion were implemented by social cohesion advocates.	+40	The overachievement is due to collaborations in which the expertise of Social Cohesion Advocates is sought by likeminded social partners due to the need to intensify the implementation of the Social Cohesion Advocates programme by the Social Cohesion Advocates in response to continuous challenges such as racism, femicide, gender-based violence and xenophobia.
A social compact for social cohesion and nation building	Number of monitoring reports on the implementation of a social compact for social cohesion and nation building	ACPD 3.13	0	0	2	Zero (0) monitoring reports were produced.	-2	The implementation is dependent on the existence of a Social Compact for social cohesion and nation-building, a project that has not been finalised (signed off) because of dependency on other stakeholders.

OUTPUT	OUTPUT INDICATOR	CODE	AUDITED ACTUAL ACHIEVEMENT 2020/21	AUDITED ACTUAL ACHIEVEMENT 2021/22	PLANNED TARGET FOR 2022/23	ACTUAL ACHIEVEMENT AS AT 31 MARCH 2023	DEVIATION FROM PLANNED TARGET	REASON FOR DEVIATION
Target Groups programme supported	Number of projects through which target groups are supported.	ACPD 3.14	NPI	NPI	8	Zero (0) projects through which target groups were supported. (Although eight (8) NPOs were appointed, no projects were completed).	-8	Because of departmental processes and decisions, such as the change of funding model mid-year, the implementation of projects was delayed resulting in commencement of implementation mid-March 2023. Consequently, the eight appointed NPOs were unable to complete the projects and report to the Department.
National Day Celebrations	Number of National Days' celebrations held	ACPD 3.15	NPI	NPI	6	6 National Days celebrations were held.	-	-
MZANSI GOLDEN ECONOMY								
Creative industry supported	Number of projects in the creative industry supported through the Mzansi Golden Economy programme.	ACPD 3.16	13	68	67	86 projects in the creative industry were supported through the Mzansi Golden Economy programme.	+19	As a result of the high number of applications received and the positive response of the DSAC, a higher number of applications were approved, thus leading to the over achievement.
Artists placed in schools	Number of artists placed in schools per year.	ACPD 3.17	0	325	300	322 arts practitioners were placed in the schools.	+22	In line with Treasury budget allocation for the AIS project, TLZ Development Project, which is a PTY and the Free State Arts and Culture Council, a Departmental Agency, were provided with more budget than the rest of the Beneficiaries who are all NPIs. As a result, the two beneficiaries (TLZ and Free State ACC) were requested to add more practitioners in their respective programmes.

OUTPUT	OUTPUT INDICATOR	CODE	AUDITED ACTUAL ACHIEVEMENT 2020/21	AUDITED ACTUAL ACHIEVEMENT 2021/22	PLANNED TARGET FOR 2022/23	ACTUAL ACHIEVEMENT AS AT 31 MARCH 2023	DEVIATION FROM PLANNED TARGET	REASON FOR DEVIATION
Reports produced by SACO	Number of reports produced by SACO	ACPD 3.18	17	21	16	16 reports were produced by SACO.	-	-
NATIONAL FILM AND VIDEO FOUNDATION								
Films and Documentaries	Number of films and Documentaries supported telling stories of the history of the liberation, cultural and heritage importance.	ACPD 3.19	NPI	10	10	10 films and documentaries telling stories of the history of liberation, cultural and heritage importance were supported.	-	-

Positive Deviations

The Programme reported an actual achievement of 84% (16/19) in the period under review. Eight multi-year human language technology projects supported against the target of six. The additional two projects were implemented because they could be afforded as the costs for new projects was less than the initial budget projected.

The Department continued to award language bursaries with the intention of developing qualified language practitioners. In the reporting period, 312 bursaries were awarded against the target of 250, which is an over-achievement of 62. The Department was able to support more beneficiaries because of affordability. While a budget is set for the bursary programme, the costs may be lower than anticipated, granted that awarding of the bursaries is at the discretion of universities, depending on the cost of their courses and the number of language related modules that are being registered for. Some universities have a cheaper fee structure than others.

The number of International engagements coordinated was exceeded by two additional engagements against the target of 20 because of requests from partner countries, in this case India.

Due to an increase in the number of cases of social ills, stakeholders requested additional interventions, thus, leading to the target for community conversations/dialogues held to foster social interaction being exceeded by five against the target of 20.

The Department also exceeded, the target of 20 advocacy platforms on social cohesion, by 40. The overachievement is due to collaborations in which the expertise of Social Cohesion Advocates was sought by like-minded social partners to address continuous challenges such as racism, GBVF and xenophobia. The increased need for support further intensified the implementation of the Social Cohesion Advocates programme by the Social Cohesion Advocates, thus contributing to increased performance.

The Mzansi Golden Economy programme recorded 19 additional projects supported against the target of 67 in the year under review because of the high number of applications received and the positive response of the Department to applications that met the requirements.

The artist in school (AIS) programme recorded an over-achievement of 22 additional artists placed in schools against the target (300). In line with the National Treasury budget allocation for the AIS project, TLZ Development Project, a PTY, and the Free State Arts and Culture Council, a departmental agency, were provided with more budget than the rest of the beneficiaries, who were all NPIs. As a result, the two beneficiaries (TLZ and Free State Arts and Culture Council) were requested to add more practitioners in their respective programmes.

Negative Deviations

Three initiatives were planned to contribute to the fight against GBVF. While all three were implemented, one (Silapha Programme) was declared as not achieved during the audit process. Although the APP lists Silapha as an anti-GBVF initiative, the Auditors (AGSA) declared that the reported achievement as was supported by insufficient evidence; thus, resulting in an underperformance of one against the planned target of three.

The Department was unable to implement projects through which target groups are supported due to, among others, the change of funding model mid-year, thus resulting in delays. Consequently, the eight appointed NPOs were unable to complete the projects and report to the Department. Post the financial year-end, the projects were reported on, but due to unsatisfactory means of verification the Department could not claim successful completion of the targeted projects.

The monitoring report on the implementation of a social compact for social cohesion and nation building could not be generated due to its dependence on the completion and approval of a Social Compact. Even though numerous consultations have taken place including a Sector Consultation (January-December 2019); the Social Compact Convention (February 2020); a social compact consultation workshop (February 2021); and the 2022 Presidential Social Sector Summit from 4-5 August 2022, the compact has not yet been signed.

All sectors have been mobilised, and the aforesaid are some of the consultation with the intention that the outcome would be the signing of the compact by all relevant parties. With engagements of relevant parties at the National Economic Development and Labour Council (NEDLAC) not having borne fruits, clear direction must be provided to the Department as to the future need for a social cohesion and nation building compact. Furthermore, it must be decided whether a more central and authoritative coordinating structure/organisation should not be leading the processes towards signing this compact or incorporating it into other compacts rather than DSAC.

Support to women, youth, and persons with disabilities

The Programme supported local and international market access platforms; coordination of international engagements; the creative industry (through the Mzansi Golden Economy projects) and films and documentaries telling stories of the history of liberation, and heritage importance in contribution to increased market share of, and job opportunities created in the sport, cultural and creative industries.

In providing the aforesaid support, the Department contributed to youth and women's empowerment in the art industries. Furthermore, the implementation of the eight Annual We Can Arts Festival, was one of the Department's contributions to supporting persons with disabilities. This is a multidisciplinary festival which creates a platform for the inclusion of persons with disabilities in all activities and services rendered by the Department. It recognises and honours persons with disabilities across the country and the activities at the festival are televised through Mzansi Magic as a national broadcast partner. During the period under review, the festival was held at the Playhouse Company in KwaZulu-Natal on 22 October 2022, with a live concert on national TV. The project enabled persons with disabilities to have access to social and economic opportunities. The artists who were recognised and honoured included Chaos Machafuko, Babsy Mlangeni, Khazozo, Pinky 1st Lady, and Sgwili, who are all persons with disabilities. Among the six Multi-year Human Language Technology projects supported, one focused on the development of South African Sign Language.

The Department implemented 60 advocacy platforms on social cohesion through the Social Cohesion Advocates. The Social Cohesion Advocates programme has a work stream solely dedicated to Women Empowerment and Gender Equality which prioritises matters of GBVF. Equally, platforms for community conversations/dialogues are created a specific focus on issues of national importance, including GBVF.

Capacity building projects supported by the Department benefitted 209 women and 448 youths across the country. The projects support emerging creatives in among others, visual and design arts.

Projects in the creative industry are supported through the Mzansi Golden Economy (MGE). The MGE is the Department's strategy to reposition the sector as a catalyst to contribute to economic growth by introducing programmes that contribute to large scale opportunities for employment. It is anchored the Flagships Projects, Cultural Events, Public Art, and Touring Venture productions (including Africa Month). Although MGE has an element of an open call for proposals that can be funded, the Department sets up an MGE adjudication panel which selects suitable project proposals for support. Proposals focusing on giving opportunities to youth and women as well as small towns, are given priority.

Four youth-focused arts development programmes (Arts Education and Training [AET]), Arts Access [in Juvenile Correctional Facilities], Youth Enrichment, and the Young Creatives) were financially supported. These are programmes that financially support arts, culture, and heritage development for the inclusion of youth (including young women). The programmes are implemented in partnership with various national and provincial departments, government entities/agencies as well as sector organisations/civil society. The funding is given through the departmental Cultural Development Funding Policy and Departmental Transfers and Subsidies policy. There are programmes with a similar focus (on youth inclusion) that the Department support in, through MoUs in collaboration with the Departments of Basic Education, Correctional Services, and the National Youth Development Agency (NYDA).

Local and international market access platforms are initiatives that expose creative products to markets and audiences to promote artists and create access to opportunities for networking, skills exchange, partnerships development and income generating. The support was provided, among other, through the National Book Month and the Debut Fund, which offered ongoing support to youth "Artpreneurs" identified from all nine provinces.

During the reporting period, the Department had three anti-GBVF initiatives namely Silapha, Golekane, and Baqhawafazi. The Silapha Wellness programme is a wellness programme dedicated to providing psychosocial support to athletes and creatives over three years. This programme was mainly used as a preventative measure of GBVF because when socioeconomic issues that trouble athletes and artists are addressed, they will not escalate into violent conduct. Golekane addresses societal social ills and is a platform created for men to be part of the solutions. Baqhawafazi is a campaign that seeks to raise awareness against gender-based violence, intimate partner violence and femicide in South Africa. It is a multisectoral movement that seeks to influence and change problematic belief systems and behaviours that perpetuate the scourge of gender-based violence. The campaign focuses on telling the untold stories of GBVF victims through raw footage from survivors of GBVF. Through the National Language Services, the Department is considering partnering with the Gender Commission or a like-minded institution or organisation to translate documents to be used for GBVF awareness campaigns into other languages. This will help to broaden the reach of messages against GBVF and related social ills.

Strategy to overcome areas of under-performance

The contract for the Silapha programme has reached its end. In the 2023/24 financial year, the programme, under a new name, will be implemented through a newly appointed service provider. The lessons learnt from the implementation of Silapha will be used for better implementation of the new programme. The target groups programme will also be intensified and closer monitoring of the projects will be undertaken to ensure there an accurate and complete portfolio of evidence from delivery agents. Consultations with partners are on-going regarding the development and/or relocation of the Compact on Social Cohesion and Nation Building.

Changes to planned targets

The Department did not change any performance indicators or targets during the year.

LINKING PERFORMANCE WITH BUDGETS

Summary of the actual expenditure in comparison to the adjusted appropriation for both the current and previous year.

Programme 3: ARTS AND CULTURE PROMOTION AND DEVELOPMENT	2022/23							2021/22	
	Adjusted Budget	Shifting of Funds	Virement	Final Budget	Actual Expenditure	Variance	Expenditure as % of final budget	Final Budget	Actual Expenditure
	R'000	R'000	R'000	R'000	R'000	R'000	R'000	R'000	R'000
Sub programme									
1. NATIONAL LANGUAGE SERVICE	55,736	(532)	-	55,204	54,775	429	99.2%	54,424	50,335
2. PAN SOUTH AFRICAN LANGUAGE BOARD	123,124	-	4,722	127,846	127,846	-	100.0%	120,913	120,913
3. CULTURAL AND CREATIVE INDUSTRIES DEVELOPMENT	160,867	7,738	2,384	170,989	166,777	4,212	97.5%	91,588	84,447
4. INTERNATIONAL COOPERATION	42,988	(835)	(134)	42,019	41,595	424	99.0%	38,963	37,389
5. SOCIAL COHESION AND NATION BUILDING	69,546	(1,491)	1,980	70,035	67,291	2,744	96.1%	87,888	84,735
6. MZANSI GOLDEN ECONOMY	694,343	(322,514)	-	371,829	361,710	10,119	97.3%	293,026	277,427
7. PERFORMING ARTS INSTITUTIONS	318,570	-	-	318,570	318,570	-	100.0%	307,292	307,292
8. NATIONAL FILM AND VIDEO FOUNDATION	155,932	145,578	-	301,510	301,510	-	100.0%	145,920	145,920
9. NATIONAL ARTS COUNCIL	130,959	172,056	-	303,015	303,015	-	100.0%	153,437	153,437
Total	1,752,065	-	8,952	1,761,017	1,743,089	17,928	99.0%	1,293,451	1,261,895
Economic classification									
Current payments	281,783	(15,869)	4,177	270,091	263,998	6,093	97.7%	222,071	213,904
Compensation of employees	89,063	-	-	89,063	84,647	4,416	95.0%	88,328	80,593
Goods and services	192,720	(15,869)	4,177	181,028	179,351	1,677	99.1%	133,743	133,311

Programme 3: ARTS AND CULTURE PROMOTION AND DEVELOPMENT	2022/23							2021/22	
	Adjusted Budget	Shifting of Funds	Virement	Final Budget	Actual Expenditure	Variance	Expenditure as % of final budget	Final Budget	Actual Expenditure
	R'000	R'000	R'000	R'000	R'000	R'000	R'000	R'000	R'000
Transfers and subsidies	1,470,282	15,765	4,588	1,490,635	1,478,800	11,835	99.2%	1,071,137	1,047,748
Provinces and municipalities	-	-	-	-	-	-	-	1,000	1,000
Departmental agencies and accounts	1,199,612	(16,359)	4,722	1,187,975	1,184,677	3,298	99.7%	777,865	774,409
Higher education institutions	9,453	-	-	9,453	9,408	45	99.5%	5,926	4,392
Foreign governments and international organisations	3,319	-	(134)	3,185	3,065	120	96.2%	2,984	2,890
Public corporations and private enterprises	88,267	462	-	88,729	84,465	4,264	95.2%	108,835	98,572
Non-profit institutions	149,409	25,248	-	174,657	173,027	1,630	99.1%	138,427	134,038
Households	20,222	6,414	-	26,636	24,158	2,478	90.7%	36,100	32,447
Payment for financial assets	-	104	187	291	291	-	100.0%	243	243
Total	1,752,065	-	8,952	1,761,017	1,743,089	17,928	99.0%	1,293,451	1,261,895

PERFORMANCE IN RELATION TO STANDARDISED OUTPUTS AND OUTPUT INDICATORS FOR SECTORS WITH CONCURRENT FUNCTIONS

The standardisation of indicators for sectors with concurrent functions is a process where all provincial departments in a sector, together with their national department, use a result-based approach to develop core sector results and a set of indicators to measure progress towards the achievement of the sector results. The indicators at an output level of the results chain are approved by provincial Accounting Officers and are incorporated into the APPs of provincial departments. These indicators also form the basis for the quarterly and annual performance reporting processes. At national level, the Director-General approves the standardised indicators as signed off by all provincial HODs and process further to the DPME as required in terms of the Revised Framework for Strategic Plans and Annual Performance Plans.

Below is the arts and culture-related standardised indicator that was implemented by the sport, arts and culture sector, inclusive of performance for 2022/23 financial year. Programme 3 supports one of the seven sector standardised indicators supported by the Department.

- Number of community conversations / dialogues implemented to foster social interaction per year: 25 community conversations/dialogues were held against a target of 20.

While the target was exceeded, the recorded performance is a result of continued monitoring and guidance. This starts with the assessment of the provincial APPs to determine inclusion and correct capturing of the set indicators. The assessment findings are shared with provincial technical officials and HODs for correction. Following on the performance of 2022/23, the Department assessed the draft provincial performance plans for 2023/24 inclusive of the technical indicator descriptions and other aspects as required by the Revised Framework for Strategic Plans and Annual Performance Plans. The assessment has noted some misalignment with the Technical Indicator Descriptions on some of the provinces, especially in areas such as definition, method of calculation and calculation type. To this end, the Department has generated assessment reports to all provinces outlining the shortcomings in their APPs for 2023/24. To augment the sectoral performance, standardised indicators will also be monitored and discussed at the established sectoral Planning, Monitoring, Evaluations and Reporting Forums quarterly meetings.

2.4.4 PROGRAMME 4: HERITAGE PROMOTION AND PRESERVATION

PURPOSE

Preserve and promote South African heritage, including archival and heraldic heritage; as well as to oversee and transfer funds to Libraries.

SUB-PROGRAMMES

The Heritage Promotion and Preservation Programme is organised to carry out its work according to the following subprogrammes:

- National Archives and Libraries
- Heritage Promotion
- Public Library Services

Programme 4: Contributes to the following Outcomes.

- Transformed, capable and professional sport, arts, and culture sector.
- A diverse socially cohesive society with a common national identity .
- Integrated and accessible SAC infrastructure and information.

OUTCOMES, OUTPUTS, OUTPUT INDICATORS, TARGETS AND ACTUAL ACHIEVEMENTS

Among the other key performance areas earmarked for execution in the operational plan, the Heritage Promotion and Preservation Programme had 10 key interventions to be tracked through the APP reporting. The Programme's performance for the financial year reached 100% 10/10.

The graph that follows reflects the performance overview for the Programme:

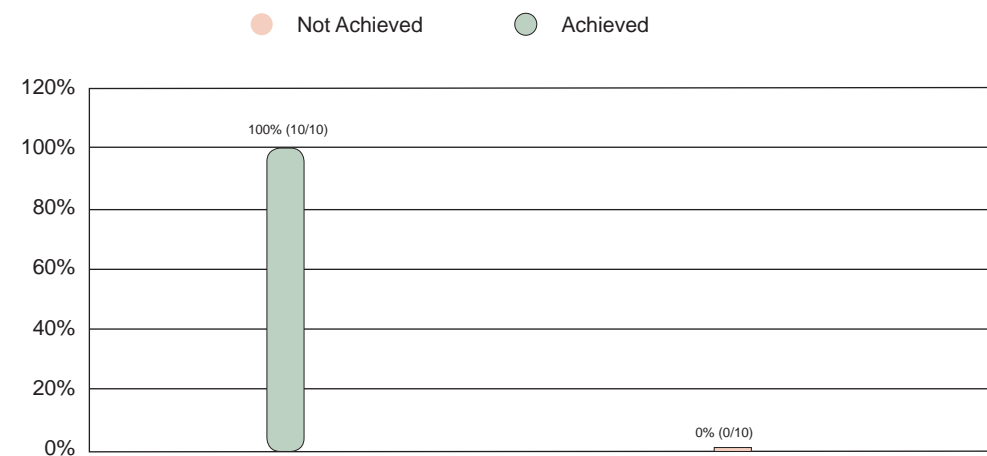


Figure 6 : Performance Overview for the Programme



OUTPUT	OUTPUT INDICATOR	CODE	AUDITED ACTUAL ACHIEVEMENT 2020/21	AUDITED ACTUAL ACHIEVEMENT 2021/22	PLANNED TARGET FOR 2022/23	ACTUAL ACHIEVEMENT AS AT 31 MARCH 2023	DEVIATION FROM PLANNED TARGET	REASON FOR DEVIATION
A TRANSFORMED, CAPABLE AND PROFESSIONAL SPORT, ARTS AND CULTURE SECTOR								
Heritage bursaries	Number of students awarded with heritage bursaries	HPP 4.1	70	61	45	45 students were awarded with heritage bursaries.	-	-
Books documenting Living Human Treasures	Number of books documenting Living Human Treasures published	HPP 4.2	2	6	5	5 books documenting Living Human Treasures were published.	-	-
A DIVERSE SOCIALLY COHESIVE SOCIETY WITH A COMMON NATIONAL IDENTITY								
National Identity promoted	Number of public awareness activations on the 'I AM THE FLAG' campaign	HPP 4.3	-	37	20	30 public awareness activations on the 'I am the flag' campaign.	+10	Increased demand from stakeholders, in particular the Department of Education in Gauteng.
National Identity promoted	Number of flags provided to schools	HPP 4.4	-	125	100	179 flags were provided to schools.	+79	Higher demand from the Department of Education in Gauteng, Ekurhuleni East District.
National Identity promoted	Number of workshops hosted to advance knowledge of National Symbols	HPP 4.5	-	23	10	12 workshops were hosted to advance knowledge of National Symbols.	+2	Higher demand from the Department of Education in Gauteng and the Department of Sport, Arts and Culture in KwaZulu-Natal.
INTEGRATED AND ACCESSIBLE SAC INFRASTRUCTURE AND INFORMATION								
Heritage Legacy Projects	Number of Heritage Legacy projects where exhibition content is developed	HPP 4.6	-	1	3	3 progress reports on heritage legacy projects where exhibition content was developed.	-	-

OUTPUT	OUTPUT INDICATOR	CODE	AUDITED ACTUAL ACHIEVEMENT 2020/21	AUDITED ACTUAL ACHIEVEMENT 2021/22	PLANNED TARGET FOR 2022/23	ACTUAL ACHIEVEMENT AS AT 31 MARCH 2023	DEVIATION FROM PLANNED TARGET	REASON FOR DEVIATION
Resistance and Liberation Heritage Route Sites	Number of Progress reports on Resistance and Liberation Heritage Route sites	HPP 4.7	NPI	1	2	2 annual progress reports on Resistance and Liberation heritage route sites were developed.	-	-
Records Digitised	Number of records digitised	HPP 4.8	60	476	240 (150 Treason trial dictabelts & 90 TRC audio tapes)	2 184 records were digitised. (1721 Truth and Reconciliation Commission Audio and 463 Treason Trial dictabelts were digitised).	+1 944	Targets for both Dictabelts and audiotapes have been exceeded because of the involvement and work done by the unemployed Youth who were appointed through the PESP, a Presidential Project aimed at relieving youth unemployment.
PUBLIC LIBRARIES SERVICES								
Newly Built and/or Modular Libraries supported financially	Number of libraries financially supported per year.	HPP 4.9	33	34	29	31 libraries were financially supported. (29 newly built and /or modular libraries and two additional rollover projects).	+2	An additional two projects were financially supported from the roll-over funding of 2021/22 financial year.
SOUTH AFRICAN GEOGRAPHICAL NAMES COUNCIL								
Transformed and standardized geographical names	Number of gazette notices on standardised geographical names published	HPP 4.10	-	4	3	3 gazette notices on standardised geographical names were published.	-	-

Positive Deviations

The Programme reported an actual achievement of 100% (10/10) during the period under review. In pursuit of achieving a diverse socially cohesive society with a common national identity, 30 public awareness activation on the “I am the Flag” campaign were implemented against the target of 20. Further, 179 schools were provided with flags, against a target of 100 and 12 workshops to advance the knowledge of national symbols were hosted against a target of 10. The main reason for the over-achievement was an increased demand from stakeholders, in particular the Department of Education in Gauteng. The Department of Education was able to fund the added support they requested from DSAC.

In the reporting period, 2 184 records, i.e. the Treason trial dictabelts and TRC audio tapes, were digitised against a target of 250. The target was exceeded because of the involvement and work done by unemployed Youth who were appointed through the PESP. Thirty-one libraries were financially supported against the target of 28. The two additional projects were supported because of the roll-over funding of the 2021/22 financial year.

Negative Deviations

The Programme achieved all its targets. As such, no negative deviations.

Strategy to overcome areas of under-performance

The Programme achieved all its targets. As such, no underperformance to overcome.


Support to Women, Youth, and Persons with disabilities

The Department developed content and programmes that advocate against GBVF for newly completed legacy projects. Programmes and exhibitions were developed at the Sarah Baartman Centre of Remembrance to promote the protection of the vulnerable and advocate against GBVF.

Twenty-two of the 45 students awarded with heritage bursaries are youths, and seven of the 15 heritage bursary graduates placed in employment are youth, and one has a disability. Funds were made available from the Community Library Services Conditional Grant to establish services for the blind and print-handicapped/visually impaired readers in new and existing community libraries for easy access to information. Libraries provide easy access the facilities for people with physical disabilities through ramps at the entrance to libraries, demarcated parking spaces and special toilet facilities.

Changes to planned targets

The Department did not change any performance indicators or targets during the year.



Inspiring A Nation Of Winners

LINKING PERFORMANCE WITH BUDGETS

Summary of the actual expenditure in comparison to the adjusted appropriation for both the current and previous year.

Programme 4: HERITAGE PROMOTION AND PRESERVATION	2022/23							2021/22	
	Adjusted Budget	Shifting of Funds	Virement	Final Budget	Actual Expenditure	Variance	Expenditure as % of final budget	Final Budget	Actual Expenditure
	R'000	R'000	R'000	R'000	R'000	R'000	R'000	R'000	R'000
Sub programme									
1. HERITAGE PROMOTION	66,113	(2,404)	(11,506)	52,203	49,490	2,713	94.8%	65,067	62,481
2. NATIONAL ARCHIVE SERVICES	80,587	(2,769)	(6,691)	71,127	59,161	11,966	83.2%	57,105	46,333
3. HERITAGE INSTITUTIONS	632,177	-	-	632,177	632,177	-	100.0%	650,925	650,925
4. NATIONAL LIBRARY SERVICES	146,573	-	-	146,573	146,573	-	100.0%	149,127	149,127
5. PUBLIC LIBRARY SERVICES	1,601,360	95	-	1,601,455	1,588,173	13,282	99.2%	1,524,550	1,524,121
6. SOUTH AFRICAN HERITAGE RESOURCES AGENCY	62,839	5,000	-	67,839	67,839	-	100.0%	60,105	60,105
7. SOUTH AFRICAN GEOGRAPHICAL NAMES COUNCIL	5,311	78	-	5,389	5,389	-	100.0%	4,880	4,704
8. NATIONAL HERITAGE COUNCIL	73,602	-	-	73,602	73,602	-	100.0%	72,248	72,248
Total	2,668,562	-	(18,197)	2,650,365	2,622,404	27,961	98.9%	2,584,007	2,570,044
Economic classification									
Current payments	142,987	(8,418)	(16,127)	118,442	104,367	14,075	88.1%	101,557	89,325
Compensation of employees	72,717	-	-	72,717	60,886	11,831	83.7%	68,942	58,195
Goods and services	70,270	(8,418)	(16,127)	45,725	43,481	2,244	95.1%	32,615	31,130
Transfers and subsidies	2,524,075	8,000	(570)	2,531,505	2,517,619	13,886	99.5%	2,482,217	2,480,486
Provinces and municipalities	1,572,550	-	-	1,572,550	1,572,550	-	100.0%	1,495,836	1,495,836

Programme 4: HERITAGE PROMOTION AND PRESERVATION	2022/23							2021/22	
	Adjusted Budget	Shifting of Funds	Virement	Final Budget	Actual Expenditure	Variance	Expenditure as % of final budget	Final Budget	Actual Expenditure
	R'000	R'000	R'000	R'000	R'000	R'000	R'000	R'000	R'000
Departmental agencies and accounts	930,390	5,000	-	935,390	922,673	12,717	98.6%	947,474	947,474
Foreign governments and international organisations	2,482	-	134	2,616	2,473	143	94.5%	2,602	2,506
Public corporations and private enterprises	-	3,000	-	3,000	3,000	-	100.0%	9,520	9,520
Non-profit institutions	13,516	-	-	13,516	12,768	748	94.5%	20,904	19,269
Households	5,137	-	(704)	4,433	4,155	278	93.7%	5,881	5,881
Payments for capital assets	1,500	-	(1,500)	-	-	-	-	173	173
Software and other intangible assets	1,500	-	(1,500)	-	-	-	-	173	173
Payment for financial assets	-	418	-	418	418	-	100.0%	60	60
Total	2,668,562	-	(18,197)	2,650,365	2,622,404	27,961	98.9%	2,584,007	2,570,044

PERFORMANCE IN RELATION TO STANDARDISED OUTPUTS AND OUTPUT INDICATORS FOR SECTORS WITH CONCURRENT FUNCTIONS

The standardisation of indicators for sectors with concurrent functions is a process where all provincial departments in a sector, together with their national department, use a result-based approach to develop core sector results and a set of indicators to measure progress towards the achievement of the sector results. The indicators at an output level of the results chain are approved by provincial Accounting Officers and are incorporated into the APPs of provincial departments. These indicators also form the basis for the quarterly and annual performance reporting processes. At national level, the Director-General approves the standardised indicators as signed off by all provincial HODs and process further to the DPME as required in terms of the Revised Framework for Strategic Plans and Annual Performance Plans.

Below are the heritage-related standardised indicators that were implemented by the sport, arts and culture sector, inclusive of performance for the 2022/23 financial year. Programme 4 supports three of the seven sector standardised indicators supported by the Department.

- Number of public awareness activations on the “I am the Flag” campaign: 30 public awareness activation campaigns on the ‘I am the flag’ were implemented during the reporting period against the annual target of 20.
- Number of newly built and/or modular libraries supported financially: 31 libraries were

financially supported i.e. 29 newly built and /or modular libraries and two additional rollover projects.

- Number of public awareness programmes conducted in archives: during the reporting period four public awareness programmes were conducted against the set target of one.

While the targets were exceeded, the recorded performance is a result of continued monitoring and guidance. This starts with the assessment of the provincial APPs to determine inclusion and correct capturing of the set indicators. The assessment findings are shared with provincial technical officials and HODs for correction. Following on the performance of 2022/23, the Department assessed the draft provincial performance plans for 2023/24, inclusive of the technical indicator descriptions and other aspects as required by the Revised Framework for Strategic Plans and Annual Performance Plans. The assessment has noted some misalignment with the Technical Indicator Descriptions of some of the province, especially in areas such as definition, method of calculation and calculation type.

To this end, the Department has generated assessment reports to all provinces outlining the shortcomings in their APPs for 2023/24. To augment the sectoral performance, standardised indicators will also be monitored and discussed at the established sectoral Planning, Monitoring, Evaluation and Reporting Forum's quarterly meetings.

2.5 TRANSFER PAYMENTS

The PFMA requires that before transferring any funds (other than grants in terms of the annual Division of Revenue Act or to a constitutional institution) to an entity within or outside government, written assurance must be obtained from the entity that that entity implements effective, efficient and transparent financial management and internal control systems. In line with the requirements of the Act, the table below reflects transfer payments made for the period 1 April 2022 to 31 March 2023.



STATUS OF FUNDS SPENT BY ORGANISATIONS THAT RECEIVED FUNDS DURING THE 2022/23 FINANCIAL YEAR**PART 1: PUBLIC ENTITIES**

The Department provides oversight on twenty-eight Public Entities that receive sizeable transfer payments on annual basis. See Annexure 13 for details of transfer payments and related enabling legislative mandates and outputs per entity. Consequently, the monitoring of performance is conducted in accordance with the Public Finance Management Act (Act No. 1 of 1999) and reports are generated to reflect on performance outcomes.

PART 2: SPORT AND RECREATION BODIES

No.	Name of transferee	Type of organisation	Purpose for which the funds were used	Did the Department comply with section 38 (1)(j) of the PFMA?	Amount transferred	Amount spent by the entity	Reasons for the funds unspent by the entity
1.	Aerobics and Fitness Sport	National federation	Implementation of sport programmes and projects	Yes	R270 000	R184 425,52	Required extension for implementation of projects and programmes
2.	Angling and Casting	National federation	Implementation of sport programmes and projects	Yes	R685 000	R318 308,14	Required extension for implementation of projects and programmes
3.	Archery	National federation	Implementation of sport programmes and projects	Yes	R1 300 000	R963 425	Required extension for implementation of projects and programmes
4.	Athletics	National federation	Implementation of sport programmes and projects	Yes	R6 000 000	R5 400 000	Required extension for implementation of projects and programmes
5.	Badminton	National federation	Implementation of sport programmes and projects	Yes	R750 000	R750 000	-
6.	Baseball	National federation	Implementation of sport programmes and projects	Yes	R600 000	R600 000	-
7.	Bowls	National federation	Implementation of sport programmes and projects	Yes	R1 100 000	R1 100 000	-
8.	Canoeing	National federation	Implementation of sport programmes and projects	Yes	R1 200 000	R683 442,19	Required extension for implementation of projects and programmes
9.	Cricket SA	National federation	Implementation of sport programmes and projects	Yes	R4 500 000	R4 500 000	-
10.	Cue Sport	National federation	Implementation of sport programmes and projects	Yes	R850 000	R627 762,31	Required extension for implementation of projects and programmes
11.	Cycling	National federation	Implementation of sport programmes and projects	Yes	R4 000 000	R3 454 638,17	Required extension for implementation of projects and programmes
12.	Dance Sport	National federation	Implementation of sport programmes and projects	Yes	R1 500 000	R859 130,37	Required extension for implementation of projects and programmes

No.	Name of transferee	Type of organisation	Purpose for which the funds were used	Did the Department comply with section 38 (1)(j) of the PFMA?	Amount transferred	Amount spent by the entity	Reasons for the funds unspent by the entity
13.	Darts	National federation	Implementation of sport programmes and projects	Yes	R600 000	R288 864	Required extension for implementation of projects and programmes
14.	Deaf Sports	National federation	Implementation of sport programmes and projects	Yes	R1 200 000	R550 830	Required extension for implementation of projects and programmes
15.	Equestrian	National federation	Implementation of sport programmes and projects	Yes	R1 360 000	R297 000	Required extension for implementation of projects and programmes
16.	Fencing	National federation	Implementation of sport programmes and projects	Yes	R845 000	R465 000	Required extension for implementation of projects and programmes
17.	Football	National federation	Implementation of sport programmes and projects	Yes	R7 000 000	R5 554 331	Required extension for implementation of projects and programmes
18.	Gary Kirsten Foundation	Recreation body	Implementation of sport programmes and projects	Yes	R1 000 000	R1 000 000	-
19.	Golf SA	National Federation	Implementation of sport programmes and projects	Yes	R2 250 000	R2 250 000	-
20.	Gymnastics	National federation	Implementation of sport programmes and projects	Yes	R3 143 000	R3 143 000	-
21.	Handball	National federation	Implementation of sport programmes and projects	Yes	R900 000	R142 502	Required extension for implementation of projects and programmes
22.	Hockey	National federation	Implementation of sport programmes and projects	Yes	R4 050 000	R3 962 904	Required extension for implementation of projects and programmes
23.	Ice Hockey	National federation	Implementation of sport programmes and projects	Yes	R450 000	R450 000	-
24.	Intellectually Impaired	National federation	Implementation of sport programmes and projects	Yes	R750 000	R750 000	-
25.	Judo SA	National federation	Implementation of sport programmes and projects	Yes	R1 250 000	R1 250 000	-
26.	Jujskei	National federation	Implementation of sport programmes and projects	Yes	R950 000	R950 000	-



No.	Name of transferee	Type of organisation	Purpose for which the funds were used	Did the Department comply with section 38 (1)(j) of the PFMA?	Amount transferred	Amount spent by the entity	Reasons for the funds unspent by the entity
27.	Karate	National federation	Implementation of sport programmes and projects	Yes	R3 000 000	R327 000	Required extension for implementation of projects and programmes
28.	Lifesaving	National federation	Implementation of sport programmes and projects	Yes	R900 000	R820 000	Required extension for implementation of projects and programmes
29.	Masters Sports	National federation	Implementation of sport programmes and projects	Yes	R150 000	R150 000	-
30.	Motorsport	National federation	Implementation of sport programmes and projects	Yes	R430 000	R115 952,59	Required extension for implementation of projects and programmes
31.	Mountain Club	Recreation bodies	Implementation of sport programmes and projects	Yes	R300 000	R300 000	-
32.	Netball	National federation	Implementation of sport programmes and projects	Yes	R6 000 000	R6 000 000	-
33.	Orienteering	National federation	Implementation of sport programmes and projects	Yes	R6 000 000	R538 550	Required extension for implementation of projects and programmes
34.	Physical Disabled	National federation	Implementation of sport programmes and projects	Yes	R2 500 000	R2 500 000	-
35.	Ringball	National federation	Implementation of sport programmes and projects	Yes	R280 000	R280 000	-
36.	Roller Sport	National federation	Implementation of sport programmes and projects	Yes	R800 000	R586 069	Required extension for implementation of projects and programmes
37.	Rowing	National federation	Implementation of sport programmes and projects	Yes	R2 550 000	R628 010,77	Required extension for implementation of projects and programmes
38.	Rugby Union	National federation	Implementation of sport programmes and projects	Yes	R5 000 000	R1 236 303	Required extension for implementation of projects and programmes
39.	Sailing	National federation	Implementation of sport programmes and projects	Yes	R1 625 000	R1 492 196	Required extension for implementation of projects and programmes
40.	SASCOC	Confederation	Implementation of sport programmes and projects	Yes	R5 575 000	0	Required extension for implementation of projects and programmes

No.	Name of transferee	Type of organisation	Purpose for which the funds were used	Did the Department comply with section 38 (1)(j) of the PFMA?	Amount transferred	Amount spent by the entity	Reasons for the funds unspent by the entity
41.	SCORE	Sport and recreation non-governmental body	Implementation of sport programmes and projects	Yes	R4 400 000	R4 400 000	-
42.	Softball	National federation	Implementation of sport programmes and projects	Yes	R5 000 000	R5 000 000	-
43.	South African National Amateur Boxing Organisation	National federation	Implementation of sport programmes and projects	Yes	R3 000 000	R1 715 632,34	Required extension for implementation of projects and programmes
44.	South African Wrestling Federation	National federation	Implementation of sport programmes and projects	Yes	R650 000	R650 000	-
45.	Sports Trust	Sport and recreation non-governmental body	Implementation of sport programmes and projects	Yes	R25 709 000	R20 709 000	-
46.	Sport for Social Change Network	Recreational body	Implementation of sport programmes and projects	Yes	R2 300 000	R2 300 000	-
47.	Squash	National federation	Implementation of sport programmes and projects	Yes	R300 000	R117 300	Required extension for implementation of projects and programmes
48.	Surfing	National federation	Implementation of sport programmes and projects	Yes	R625 000	R625 000	-
49.	Swimming	National federation	Implementation of sport programmes and projects	Yes	R4 300 000	R2 021 846,88	Required extension for implementation of projects and programmes
50.	Table Tennis	National federation	Implementation of sport programmes and projects	Yes	R2 050 000	R200 000	Required extension for implementation of projects and programmes
51.	Taekwondo	National federation	Implementation of sport programmes and projects	Yes	R800 000	R800 000	-
52.	Trathlon South Africa	National federation	Implementation of sport programmes and projects	Yes	R450 000	R450 000	-
53.	Tennis	National federation	Implementation of sport programmes and projects	Yes	R4 550 000	R4 550 000	-
54.	Transplant Sports	National federation	Implementation of sport programmes and projects	Yes	R1 000 000	R800 000	Required extension for implementation of projects and programmes



No.	Name of transferee	Type of organisation	Purpose for which the funds were used	Did the Department comply with section 38 (1)(j) of the PFMA?	Amount transferred	Amount spent by the entity	Reasons for the funds unspent by the entity
55.	Tug-of-War	National federation	Implementation of sport programmes and projects	Yes	R300 000	R300 000	-
56.	University Sport SA	National federation	Implementation of sport programmes and projects	Yes	R3 050 000	R3 050 000	-
57.	Volleyball	National federation	Implementation of sport programmes and projects	Yes	R2 400 000	R1 566 619	Required extension for implementation of projects and programmes
58.	Weightlifting	National federation	Implementation of sport programmes and projects	Yes	R1 000 000	0	Required extension for implementation of projects and programmes

Whenever there is a financial transaction, monitoring plays an important role for the purpose of accounting and transparency in the use of state funds. As such, the monitoring of funds in national federations is done through various processes. In line with our operational indicators for governance and monitoring, each respective federation is required to complete biannual governance reports every year on their administrative operations and one of the key variables is an indication of their projects' funds status and expenditure reports on DSAC funds. Furthermore, the following tasks are undertaken to ensure effective use of funds:

- assessing the supplementary details of each respective federation – compliance documents;
- attending Annual General Meetings (AGM) of the national federations where the appointed auditing firm presents the financial position of the federations and notes on DSAC funds;
- submitting audited financial statements, financial reports on DSAC funds and project reports; and
- receiving quarterly expenditure reports through Finance Section's tracking system.



Inspiring A Nation Of Winners

2.6 CONDITIONAL GRANTS

The Department of Sport, Arts and Culture is responsible for overseeing the implementation of two conditional grants, i.e. the Conditional Grant for Community Libraries and the Mass Participation and Sport Development Grant.

2.6.1 Conditional Grant for Community Libraries

Through the Conditional Grant for Community Libraries Programme, the Department seeks to transform urban and rural community library infrastructure, facilities and services (primarily targeting previously disadvantaged communities) through a recapitalised programme at provincial level in support of local government and national initiatives. The graph below details the conditional grants and earmarked funds paid for the period 1 April 2022 to 31 March 2023.

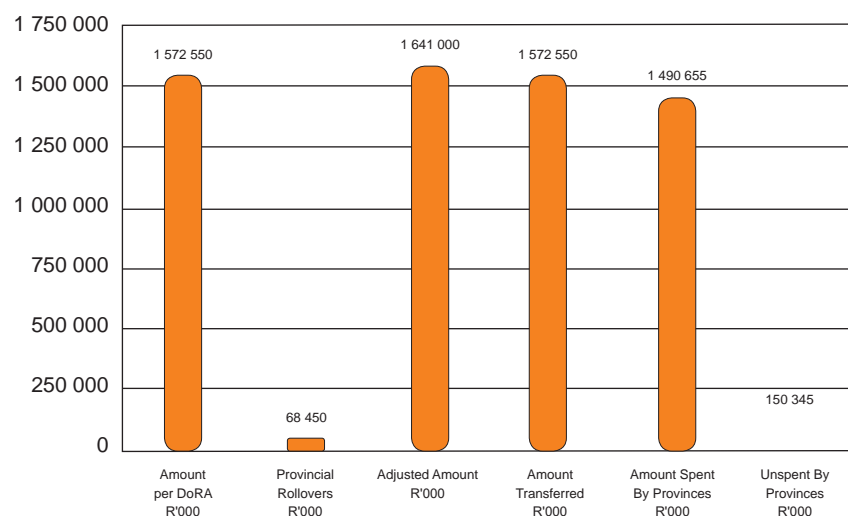


Figure 7: Conditional grants and earmarked funds received by the Department

Confirmation that all transfers were deposited into the accredited bank account of the provincial treasuries remains a priority to the Department. The table below contains a list of all transfers that were deposited into the accredited bank account of the provincial treasuries for the purpose of the conditional grant for community libraries.

Province	Account name	Bank	Account number	Branch code
Eastern Cape	ECPG Exchequer Account	ABSA	41 0021 5064	632005
Free State	FSPG Exchequer Account	Nedbank	1233501151	198765
Gauteng	Gauteng Exchequer Account	Standard Bank	30 228 380 3	005055
KwaZulu-Natal	KZN Provincial Government – Exchequer Account	Standard Bank	00052106071	057525
Limpopo	LPG: Exchequer Account	Standard Bank	061834238	052548
Mpumalanga	Mpumalanga Provincial Treasury	ABSA	41 0310 5761	632005
Northern Cape	NCPG Exchequer Account	Standard Bank	043399029	050002
North West	North West Provincial Exchequer	First National Bank	628 1172 6803	210244
Western Cape	Provincial Government of the Western Cape: Exchequer Account	Nedbank	1452 045 143	145209

Below are some of the achievements worth noting in the Conditional Grant for Community Libraries Programme:

- 31 new library services were financially supported and 9 were completed
- 42 existing upgrade/maintenance projects were financially supported and 79 were completed
- 229 025 additional library materials were purchased
- 969 libraries provide free public internet access to the public
- 9 new services for the visually impaired were established
- 2 693 existing library staff contracts maintained in all provinces
- 47 library assistants in the Free State and North West received bursaries.

MONITORING THE CONDITIONAL GRANT FOR COMMUNITY LIBRARIES PROGRAMME

Whenever there is a financial transaction, monitoring plays an important role for the purpose of accounting and transparency in the use of state funds. The Department continued to allow provinces to use a maximum of 5% of the total amount allocated to them for capacity building and provincial coordination of the grant. The Department advised provinces to use these funds for the purpose it was meant for and to improve project management skills and capacity.

In the financial period under review, the Department further provided oversight of the implementation of the project through MinMEC and the Technical Intergovernmental Committee on a quarterly basis to ensure regular communication and reporting.

An amount of R150 345 000,00 (inclusive of rollovers) was unspent on books procurement, new and upgrading of infrastructure projects, and staff compensation by the receiving provincial departments of arts and culture.

2.6.2 Mass Participation and Sport Development Grant

Department to whom the grant has been transferred	All provincial departments of sport, arts and culture
Purpose of the grant	To facilitate sport and active recreation participation and empowerment in partnership with relevant stakeholders
Expected outputs of the grant	School sport supported Community sport and active recreation supported Sports academies supported
Actual outputs achieved	5 289 athletes were supported by the sports academies 374 255 people actively participated in sport and active recreation events 4 165 schools, hubs and clubs provided with equipment and attire 5 204 learners participated in the National School Sport Championship 165 254 learners participated in the district school sport tournaments
Amount per DORA (R'000)	603 511
Amount transferred (R'000)	603 511
Reasons if amount as per DORA not transferred	Not applicable
Amount spent by the Department (R'000)	603 511
Reasons for the funds unspent by the entity	Not applicable
Monitoring mechanism by the transferring Department	Desktop monitoring of monthly and quarterly reports Physical visits to North West to provide support Quarterly meetings with grant managers Headcom meetings with DG and Heads of Department – Conditional Grant is an agenda item Meetings with chief directors

2.7 DONOR FUNDS

There were no donor funds received by the Department for 2022/23 financial year.

2.8 CAPITAL INVESTMENTS

2.8.1 Condition of facilities

The facilities are enablers to the delivery of the mandate of the Department; therefore, a performance standard to determine the condition of the facilities was developed. A Condition Assessment of all DSAC buildings is conducted every after five years and it was last completed in the 2020/21 financial year. DSAC continued to upgrade and maintain its facilities based on the developed maintenance plans as guided by these condition assessments. The graph below portrays the overall condition of facilities in the reporting period.

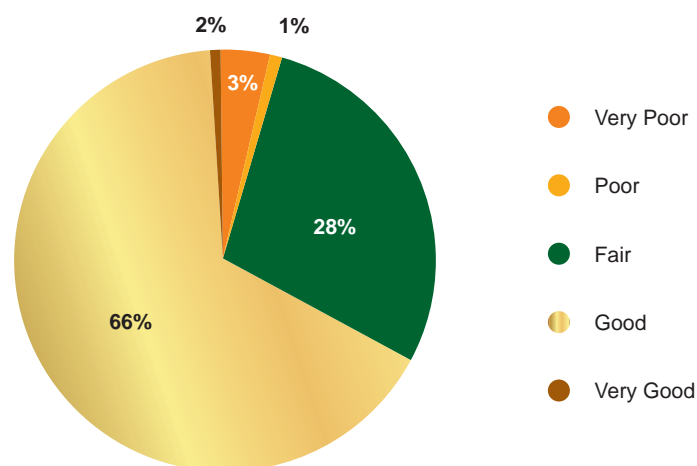


Figure 8: Overall condition of facilities

Meaning of the above Legends in relation to the condition of the facilities:

Very Poor = most items of the facility have passed the repair and maintenance stage, except to replace, upgrade or rebuilt.

Poor = the facility has begun to deteriorate. Further deterioration means you can no longer repair or maintain, except to replace.

Fair = the facility is beginning to deteriorate and plans for refurbishment should be in place for implementation as soon as possible.

Good = the facility is still in good condition and of acceptable standards.

Very Good = the facility is in very good condition, it might have just been renovated, refurbished or built.

This overall summary can however distort the bigger picture if the required performance standards of the facilities are not considered. Functional performance refers to the level to which the assets allocated to users meet their needs, considering the suitability and flexibility of the assets. The required performance standard is the standard expected of the accommodation and will provide the baseline against which it should be measured. The required performance standard should be a strategic decision that will affect the management of immovable assets throughout their lifecycle.

Stakeholders generally agreed on the following functional performance standards for DSAC facilities: P5 for archives, museums, monuments, theatres and libraries, and P3 for vacant land, office accommodation, stores and workshops. From the GIAMA Guidelines, P5 and P3 respectively mean:

Performance standard	Condition standard	Index
Highly sensitive functions with critical results or high-profile public buildings	Assets to be in best possible condition, only minimal deterioration will be tolerated	P5
Functionally focused assets at utility level	Assets to be in reasonable condition, fully meeting operational requirements	P3

When comparing the condition of the facility types with the performance standard, the following figure provides better insight.

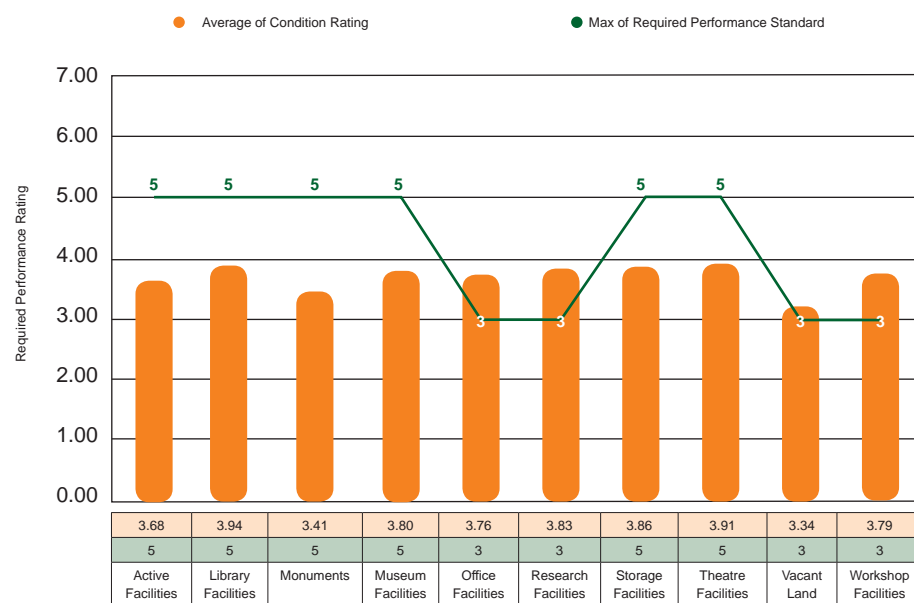


Figure 9: Average condition against performance standard

2.8.2 Facilities Management Contracts

The Department has introduced facilities management that is meant to do preventative maintenance and repairs of all the buildings. The facilities maintenance/management contracts were planned and implemented at the following institutions for major maintenance and repair projects:

- KwaZulu-Natal Museum**

The appointment of the facilities management service provider was finalised in December 2022 and the Service Level Agreement was finalised and signed. The Entity and the FM service provider have drafted a work plan with timeframes as well as the required activities under the contract. The facilities management has requested the layout designs of the museum as well as the Cadastral and GIS Information from the DPWI to facilitate the planning for the execution of the facilities management contract. Emergency water proofing of the floors and roof repairs were undertaken by the Entity in November 2022.

- Amazwi South African Museum of Literature**

The implementation of the maintenance and facilities management contract was transferred to the DPWI during the 2022/23 financial year due to capacity constraints within the Entity. The project was registered by the DPWI at the end of December 2022 and the planning and procurement processes are underway.

- Afrikaanse Taal Museum en-monument**

The implementation of the facilities management contract was transferred to the DPWI during the 2022/23 financial year due to capacity constraints in the Entity. The project was registered by the DPWI at the end of December 2022 and the planning and procurement processes are underway.

- Nelson Mandela Museum**

The implementation of the maintenance and facilities management plan for the Bhunga building is still in progress. The Facilities Management contract service provider managed to complete the major CCTV system and is currently busy with maintenance and repairs of the access control, electrical infrastructure, fire system, and servicing of the aircons.

- Ditsong Museums of South Africa (DMSA)**

The tender document of the facilities management contract was completed. However, the project was put on hold due to the Entity implementing the Repairs and Maintenance project for all their Facilities. However, the Entity has indicated that they will implement the facilities management project since the Contract for the Repairs and Maintenance has expired.

- National Library of South Africa**

The development of maintenance plans was completed and the specifications for the appointment of various Contractors were developed and approved. The various Contractors (General maintenance, Electrical, HVAC, Plumbing, back-up generator, etc.) were appointed to undertake the day-to-day maintenance of the Entity.

- Artscape Theatre**

The condition assessment and development of maintenance plans were completed. Implementation of maintenance plans is underway.

- Market Theatre Foundation**

The Facilities Management project was contracted for three years, implemented successfully and the contract expired. It should be noted that these projects cater for the Entity's maintenance.

The tender document was completed, and the evaluation of bids is underway.

- **Performing Arts Centre of the Free State (PACOFS)**

The condition assessment was completed. Final condition assessment report was finalised, approved and submitted to the Entity. However, the project was put on hold due to disputes that ended in litigation between the Entity and the Service Provider. The (Service Provider wanted to claim more than the contracted amount).

- **South African State Theatre**

The appointment of the Service Provider was completed and the condition assessment is underway with the following key focus areas; the HVAC System, Waterproofing of the roof and the Structural Condition. These areas have been identified as emergency projects and day-to-day maintenance is being implemented to address backlog maintenance.

- **Playhouse Company**

The condition assessment and development of maintenance plans were completed. Implementation of maintenance plans is underway with repairs, maintenance, minor upgrades of buildings infrastructures and addressing the backlog maintenance work.

- **Freedom Park Trust**

The Facilities Management project was contracted for three years, implemented successfully and the contract expired. It should be noted that funds were allocated for this project as it caters for the Entity's maintenance.

The Entity advertised a tender to appoint a new Service Provider the tender was advertised and the new Service provider was appointed in October 2022. The process of reviewing and implementing projects on the maintenance plan are underway.

INSTITUTION NAME AND PROJECT DESCRIPTION	PROGRESS/STATUS AS AT 31 MARCH 2023
CAPITAL WORKS: INFRASTRUCTURE PUBLIC ENTITIES	
KwaZulu-Natal Museum	
Providing security and upgrading of the Old St Anne's Hospital	A professional team was appointed, development of the concept design and estimates were completed. These were submitted to the DSAC Executive Management Team (EMT) and were approved for commencement of the detailed design stage. The detailed design is underway.
National Museum	
Upgrading of the National Museum's heating, ventilation and air-conditioning (HVAC), and fire system	<u>HVAC</u> : All outstanding HVAC units were installed; commissioning and completion of snag list items is underway. <u>Fire system</u> : The fire system has been installed at the main museum and commissioning of the system is underway. Planning is underway for the upgrading of the HVAC and fire systems at the satellite museums.
Upgrading of the Seating in the Auditorium	The appointment of a Professional Service provider to do the designs and estimates has been finalized and the draft drawings have been submitted to the museum management for approval.
Upgrading to add extra space for Storage, Laboratory, Office and exhibition	A consultant has been appointed for the design and implementation of the project. This was finalized in March 2023.
Maintenance of The National Museum's Facilities	General maintenance of the museum's facilities is ongoing.
Msunduzi Museum	
Restoration of all buildings at the complex and upgrading of the security system.	The planning of this project progressed quite well in this financial year. The professional team completed the detailed designs, including the tender document. The project will be advertised in June 2023.

INSTITUTION NAME AND PROJECT DESCRIPTION	PROGRESS/STATUS AS AT 31 MARCH 2023
Nelson Mandela Museum	
Construction of the new exhibition complex (Long walk to freedom)	The Concept designs and cost estimate were completed and presented to the Department. The Department found the cost estimate to be too far above the budget and requested the professional team to down scale the design to reduce the cost estimate or phase out the project. A presentation of the revised designs and cost estimate to align with the budget is expected in June 2023.
War Museum	
Major maintenance of the War Museum	Maintenance and general upkeep of the museum is ongoing.
Installation of CCTV Cameras	CCTV cameras have been installed around the museum facility and the system is fully functional.
Iziko Museums of South Africa	
Construction of new storage space (courtyard project)	The project has reached practical completion and the contractor is busy with the finalisation of the snag list before final completion can be taken.
Robben Island Museum	
Upgrade of facilities to enhance interpretation and visitor management: maximum security prison, Sobukwe House, visitors centre, Alpha 1 ablutions and MPLC kitchen	The aim of the project is to Upgrade the following areas: Maximum Security Prison exterior and ablution block, Water reticulation system, accommodation block A and B, Transport depot, Robert Sobukwe Complex, Voortrekker Hall, community hall and the Ou tronk. Appointment of a Professional team for Replacement, repairs and maintenance of prioritised buildings along the tour Route due to adverse weather conditions and the backlog maintenance was completed. The initiation report was also submitted to the Entity.
Restoration and conservation of the built environment (high priority, low priority, village precinct)	The project includes the following facilities and systems: CCTV and alarm detection, Alpha 1, Guest house, Mass kitchen and restaurant, Multi-Purpose Learning Centre, John Craig Hall, Village shop, Harbour Precinct Buildings, Garrison church, Penguin board walk and yacht club. Appointment of a professional team for the implementation of Rehabilitation, restoration and upgrades of the buildings for adaptive reuse programme was completed. Submission of the initial report, condition assessment and draft designs were also completed.
Nelson Mandela Gateway: reconfiguration of space to accommodate exhibition and executive office space	The project includes compliance in terms of the fire regulations and Occupational Health and Safety (OHS) requirements for building, operational requirements additional office space and exhibitions. The Design development and documentation were completed. Appointment of contractor was put on hold due to budget constraints. The estimated construction costs exceeded the available budget. The appointment of a contractor to install the roller blinds was completed. The initiation report and concept and viability report were also submitted to the Entity.
Refurbishment and upgrade of 10 houses for adaptive reuse	The project includes Overnight guest accommodation, including hospitality fittings and operational requirements. Appointment of consulting team to develop specifications and procurements documentation was completed. The project's initiation report and Draft Concept designs were also completed.
Restoration of the Blue Stone Quarry Wall	The project includes the Restoration and Maintenance of the Blue Stone Quarry Wall. The project reached practical completion; all phases are completed and signed off. The Entity is currently reviewing the maintenance plan submitted for approval.

INSTITUTION NAME AND PROJECT DESCRIPTION	PROGRESS/STATUS AS AT 31 MARCH 2023
Afrikaanse Taalmuseum en -monument	
Construction of workers' changing room	The building designs were approved and the building permit received from the local heritage authority; however, the drawings submitted to the Drakenstein Municipality expired. The Entity, therefore, needed to revise the drawings and resubmit an application for a permit to the Local Authority as well as re-submit to the Drakenstein Local Authority. The architect previously appointed left the project and the process to appoint a new architect commenced and was concluded. Draft plans have now been re-submitted for approval.
Installation of generator	The temporary generator was installed. The Entity was advised to upgrade their electrical system to accommodate a back-up generator. The procurement process for appointing a Project Management company, to assist with the planning and implementation of the project is currently underway.
South African Heritage Resource Agency (SAHRA)	
Acquisition and upgrading of new and existing SAHRA Head Office	<p>The Entity made two offers to purchase the identified site; however, both offers were rejected.</p> <p>The Entity appointed an evaluator to ascertain the value of the property; however, the evaluator was denied access to some areas of the property. As a result, the current value ascertained is not based on a thorough investigation of the property.</p> <p>The report was presented to DSAC and the Entity in a meeting held on 16 November 2022. The report indicated that the value of the land is far less than the amounts offered to the Entity by the owner.</p> <p>The appointed architect subsequently presented a feasibility report which highlighted possible solutions to upgrade the current offices without purchasing another property. This will fast track the process and prevent the Entity from purchasing a property that costs more than the market value.</p> <p>A final report from the Entity on its preferred option will be shared with DSAC for future funding consideration.</p>
Fencing and Security at various sites	The installation of fencing and security at various facilities in various provinces is currently underway.
Freedom Park Trust	
Construction of exhibition space in the gallery of leaders	The project is aimed at the installation of a permanent exhibition space in the Gallery of Leaders to honour national and international leaders who contributed to the understanding of the concepts of Freedom and humanity. The appointment of a Contractor was completed, and the project is currently in the construction stage.
Repairs and maintenance of the Matola Raid Monument.	The aim of the project is to repair and maintain the Matola Raid Monument. Specifications for various Service Providers (Plumbing, Back-up generator Repairs and Servicing, Repairs to HVAC, Lights and ironmongery) were drafted, approved and submitted to the High Commissioner in Mozambique for procurement processes (advertisement and appointment). The Service provider was appointed, and the project is currently in the construction stage.

INSTITUTION NAME AND PROJECT DESCRIPTION	PROGRESS/STATUS AS AT 31 MARCH 2023
Upgrades and repairs of the Samora Machel Monument.	The aim of the project is to address the immediate need for upgrades, repairs and maintenance of the Samora Machel Monument. The project's specification was drafted, approved and advertised. The advertisement for the appointment of various Service Providers (Entrance gate, Waterproofing and bulk water supply) was done and closed in March 2023.
Upgrading of the Freedom Park Nursery	The aim of the project is to upgrade the nursery, including repairs to the office and restocking of plants (indigenous). The project's specification was drafted, approved and the procurement processes is underway.
Labelling in the //Hapo museum	The aim of the project is to label the Museum's exhibition cabinets and not only artefacts displayed for a better understanding of the storyline by the visitors. The project is under construction and progressing well.
Construction of a pathway at Uitspan Plek	The project is implemented to construct a pathway from Uitspan plek to the ablution facilities at the information centre. It should be noted that Uitspan plek does not have ablution facilities and thus making it difficult for visitors when coming to the Uitspan plek. The appointment of Consultants for the project has been complete and the design for the pathway is underway.
Construction of a new security gate	The aim of the project is to create a sense of arrival and security of staff and visitors by having one main entrance and exit. It should be noted that Freedom Park currently has two main entrances with manually operated boom gates. The appointment of Consultants for the project has been completed and the design for the new security gate is underway.
South African Library for the Blind	
Upgrade and refurbishment of the Josie Wood Building and Hemming Street House	Construction of the new building and upgrading of the newly purchased building is currently underway. The revised date for completion is 24 May 2023.
CAPITAL WORKS: PERFORMING ARTS PROJECTS/ ENTITIES	
National Film and Video Foundation	
Refurbishment of a film hub in the Eastern Cape – phase two	Practical completion was achieved in February 2023; the completion of the electrical and mechanical snag list items is underway.
South African State Theatre	
Foyer and ablutions	The Consultants were appointed; design development and documentation were completed. The specification for appointment of a Contractor was drafted, approved, advertised and appointment was completed. The project is under construction and progressing well.
Digital screen	Service level agreement with the South African State Theatre and the service provider was finalised. The process to put up the digital screen has been completed and the project has been closed.
Stage equipment	Stage sound equipment was procured. The specification for the appointment of a Consultant to design and assist with the implementation of the project was drafted, approved and advertised. The evaluation processes is underway.
National Arts Council (NAC)	
Maintenance of the NAC building	Implementation of maintenance plan is ongoing, this includes electrical wiring, external paintwork and carpet cleaning.

INSTITUTION NAME AND PROJECT DESCRIPTION	PROGRESS/STATUS AS AT 31 MARCH 2023
Upgrade of ICT infrastructure	The entity entered into a three-year contract with a service provider to install and maintain network switches, provide WI-FI access points and firewall upgrades. The purchase of new IT infrastructure was concluded in December 2022.
The Playhouse Company	
Installation of backup generators	3 x 825 kVA backup generators have been installed in the theatre building; installation of the backup generator at Mayville Complex is underway awaiting Municipal approval for the designs.
Mandela Bay Theatre Complex (PE Opera House)	
Upgrades and replacement of the Barn Theatre and main theatre	Condition assessment and development of maintenance plans were completed. The tender for the appointment of Consultants was completed. The tender for the appointment of a Contractor was advertised in third quarter of 2022 and tender evaluation process is underway.
Repairs and maintenance of the Barn Theatre and main theatre	The appointment of Consultants was completed. The specifications for the appointment of a Contractor was drafted and approved for the advertisement. The anticipated date for tender advertisement is January 2023.
CAPITAL WORKS: LEGACY PROJECTS, ARCHIVES AND OLD LIBRARY	
Construction of the Sarah Baartman Centre of Remembrance	<p>The contractor cancelled the contract due to contractual disputes with the DPWI. A status quo report was completed for the purpose of appointing a new contractor to complete the project. The DPWI and DSAC agreed to a co-management approach, the Terms of Reference (ToR) and Memorandum of Understanding (MoU) between the DPWI and DSAC were finalised and signed, and it was also agreed that Development Bank of South Africa (DBSA) would be appointed as the Implementing Agent for the project.</p> <p>The DBSA was subsequently appointed; however, the DBSA is yet to conclude its due diligence on the project. A meeting with the DBSA, DSAC and DPWI was held on site on the 7 March 2023 to brief the DBSA about the project. The consulting team advised that the tender document was almost ready, but guidance was needed from both Departments regarding the issue of concrete wall finish and critical items that were not part of the original scope of work.</p> <p>These items were required to make the facility fully functional and to reduce maintenance costs and increase the life cycle of the buildings. They were presented to the Executive Management Team of DSAC and were approved in principle.</p> <p>DSAC is currently awaiting feedback from the DPWI regarding the formal acceptance of the project by the DBSA.</p>
JL Dube Amphitheater	Phase I construction stage was completed in the 2022/2023 financial year and phase II in the planning stage.
Isibhubhu Cultural Precinct (Enyokeni)	Concept design finalised and site handover was done on 25 May 2023.
OR Tambo Memorial Garden of Remembrance	Construction was completed in August 2020. Service provider for the equipping and installation of ICT equipment was appointed on 31 March 2022. The final payment will be made in the 2023/24 financial year as the service provider did not complete his service, which led to the Unit withholding the funds.
Resistance and Liberation Heritage Route	Feasibility studies for the development of 27 provincial sites are underway. The payment was made in December 2022.




INSTITUTION NAME AND PROJECT DESCRIPTION	PROGRESS/STATUS AS AT 31 MARCH 2023
Isandlwana (interpretative space)	TOR for the development of a feasibility study for the Isandlwana Interpretive Centre was finalised. Multi-stakeholder steering committee has been established and appointed by the DG. DG submission for the budget was approved; however, the Unit was advised not to advertise the bid as there were still consultations to be done with Key stakeholders.
National Archives: National Archives Building	<p>A service provider was appointed in the first quarter of the 2022/2023 financial year, to conduct a feasibility study for the archives building. The feasibility study report was concluded and approved by the ADG on 23 March 2023.</p> <p>The report was submitted to the National Treasury for consideration and decision.</p> <p>The second phase of the project is dependent on the feedback from the National Treasury. It will include the procurement of a service provider to design and construct the new building.</p>
Upgrading of fire protection installation and refurbishment of HVAC and related installations	<p>Construction was delayed. The original contractor had cash flow challenges and could not continue with construction. The process to cede the contract to another Contractor was put on hold due to NT concerns about the DPWI procurement processes. DSAC and the DPWI resolved to co-manage the HVAC project going forward.</p> <p>The ToR and MoU between the DPWI and DSAC were finalised and signed, it was also agreed that the DBSA should be appointed as the Implementing Agent for the project. The DBSA is currently busy with due diligence prior to the formal acceptance of the appointment as implementing agent.</p>
National Archives (old library)	Final account was paid and handover was completed.
CAPITAL WORKS: INCUBATOR PROGRAMME	
Incubators	
Polokwane Performing Arts Centre	The process of identifying and obtaining the land where the arts centre will be built was undertaken and subsequently confirmed in April 2022. Parallel to that, the project scope design was revised, and the province confirmed the plans in May 2022. Procurement processes will be implemented for the appointment of a contractor to commence with the construction phase. A transfer payment for this project was made to the Limpopo DSAC in March of the 2022/23 financial year.
Community Arts Centres	
Nyanga Arts Centre – condition assessment	The Conditions Assessment Report was finalised in July 2022. After this, the Department approved funds to construct a new facility for the Nyanga Arts Centre. The project will be implemented in two phase and will be completed in the 2023/2024 financial year.
Mpumalanga Theatre	New project, preliminary consultations ongoing.
North West Theatre	New project, preliminary consultations ongoing.

PART C

3. Governance

3.1 Introduction	96	3.8 SCOPA Resolutions	108
3.2 Risk Management	96	3.9 Prior modifications to audit reports	108
3.3 Fraud and Corruption	96	3.10. Internal Control Unit	108
3.4 Minimising Conflict of Interest	96	3.11 Internal Audit and Audit Committees	108
3.5 Code of Conduct	97	3.12 Audit Committee Report	111
3.6 Health Safety and Environmental Issues	97	3.13 B-BBEE Compliance Performance Information ...	113
3.7 Portfolio Committees	97		





Inspiring A Nation Of Winners

3.1 INTRODUCTION

The Department maintained oversight of Enterprise Risk Management matters through the established Risk Management Committee, supported internally by the Ethics Committee which oversees matters of conduct, conflict of interest and disclosure of financial interests. All quarterly reports are tabled at the Risk Management Committee, including the Ethics Committee report.

3.2 RISK MANAGEMENT

The Department has an established Risk Management Committee that advises the Accounting Officer on matters of risk management in fulfilling his/her mandate as required by section 38(1)(a)(i) of the Public Finance Management Act, 1999 (Act No. 1 of 1999) (the PFMA). The Risk Management Committee operates on the advice of an independent member as the Chairperson, who reports to the Department's Audit Committee.

The Risk Management Committee has adopted formal, approved terms of reference as contained in the Risk Management Committee Charter and regulates its affairs and discharges its responsibilities in compliance with the Charter. The Committee comprises members of top management and select senior managers who represent core operational functions in the Department. The Committee held four ordinary meetings and one governance oversight meeting to consider the reviewed policy regime for the 2023/24 financial year. An average attendance rate of 75% was achieved, which is higher than the previous year's attendance of 71%.

The Department's Risk Management Directorate maintained operational policies in the following areas:

- i. Enterprise Risk Management
- ii. Ethics and Integrity [including Fraud Prevention Policies]
- iii. Compliance Risk Management
- iv. Business Continuity Management (BCM).

The pace of reporting quarterly at both operational and strategic level was maintained. The overall risk mitigation implementation effort for the year was measured at 72% for the entire organisation, which is slightly higher than the 70% reported for the previous financial year. Escalation to the Audit Committee was done quarterly by the Risk Management Committee Chairperson. Lastly, as part of assessing the Risk Committee maturity levels, a Risk Committee self-assessment for the period ending 30 March 2023 was conducted and improvement plans are to be applied during the coming financial year.

3.3 FRAUD AND CORRUPTION

Reporting of fraud allegations and application of Fraud Prevention Policy:

The Department has an approved Fraud Prevention Strategy, which is reviewed annually. All reported allegations were escalated to the Accounting Officer and the Chief Audit Executive for preliminary and follow-up investigations.

3.4 MINIMISING CONFLICT OF INTEREST

The Department has an existing Ethics and Integrity Committee emanating from the merger of the Departments of Arts and Culture, and Sport and Recreation. The Committee, chaired by a deputy director-general in compliance with section 23(2) of the Public Service Regulations, 2016, provides oversight of ethics management. The Committee considered matters pertaining to losses and claims, the Presidential Hotline and conflict of interest, including requests to perform remunerative work outside the Public Sector. The Chairperson provided oversight of the planning process, awareness about the disclosure of financial interests by designated officials, and gift disclosures, including the outcome of conflict-of-interest cases for the previous year's disclosures.

3.5 CODE OF CONDUCT

The Public Service Code of Conduct sets standards for ethical conduct in the Public Service. The Department continues to implement the Code of Conduct as set out in Chapter 2, Part 1 of the Public Service Regulations, 2016. Information on the Code of Conduct is circulated to all employees of the Department through an internal communication channel called DSAC alert. Any breaches of the Code were dealt with, in terms of the Disciplinary Code for the Public Service. All newly appointed employees are provided with copies of the Code of Conduct upon joining the Department.

3.6 HEALTH, SAFETY AND ENVIRONMENTAL ISSUES

The Occupational Health and Safety Act, 1993 (Act No. 85 of 1993), requires the employer to provide and maintain, as far as reasonable and practical, a work environment that is safe and without risk to the health of employees.

The Department is committed to create a healthy and safe working environment for all its employees through the implementation of the approved Occupational Health and Safety Policy and the annual Occupational Health and Safety Plan.

The implementation addressed compliance matters by ensuring the nomination, designation and training of health and safety representatives at all sites as well as the establishment of health and safety committees and coordination of regular meetings.

Furthermore, regular inspections and awareness campaigns were conducted and all health and safety activities were monitored and coordinated in a continued effort to mitigate the risks in the workplace, including communicable diseases.

An Occupational Health and Safety Audit was conducted during this period and action plans were developed to address all matters raised. Reports were submitted to the Risk Committee on a quarterly basis.

3.7 PORTFOLIO COMMITTEES

The Department was invited to several meetings with the Portfolio Committee (PC) on Sports, Arts and Culture. These meetings were conducted only virtually (MS Teams) as opposed to face-to-face meetings. The details of the meetings are provided in the table below.

Date of meeting	Purpose of the meeting	Matters raised during briefings	Required Interventions or Response to matters raised.
19 April 2022	Briefing by the AGSA on the 2021/22 audit outcomes of DSAC and its entities	Summary of AGSA findings on the 2021/22 audit outcomes of DSAC and its entities	DSAC noted the report presented by the AGSA for incorporation in the 2022/23 financial year operations.
	Briefing by Athletics South Africa (ASA) on the 2022/23 Annual Performance Plan (APP), progress report on return to sport since lockdown, preparations for the Commonwealth Games, report on TV broadcast deal with SuperSport and other pertinent matters	DSAC gave a brief overview of the entity, and the ASA addressed the Committee on their APP, progress report on return to sport since lockdown, preparations for the Commonwealth Games, report on TV broadcast deal with SuperSport and other pertinent matters.	No issues required further attention by DSAC.
20 April 2022	Briefing by the South African Cultural Observatory on the economic mapping of the Creative Cultural Industries in South Africa, 2022; and measuring the impact of the COVID-19 on the Creative Cultural Industries in South Africa	DSAC gave a brief overview of the entity to the PC on the matter through a presentation and responded to questions of clarification and comments from the Committee members.	No issues required further attention by DSAC.

Date of meeting	Purpose of the meeting	Matters raised during briefings	Required Interventions or Response to matters raised.
3 May 2022	Briefing by the Department on the 2021/22 Third Quarter Performance Report	DSAC briefed the PC on the Third Quarter Performance Report (2021/22) for accountability as required by law, and to enable the Committee to provide oversight of the work of the Department and its entities and responded to the questions of clarification and comments from the Committee members.	No issues required further attention by DSAC.
4 May 2022	Briefing by the Department on the 2022/23 APP	DSAC briefed the PC on the 2022/23 APP for accountability as required by law, and to enable the Committee to provide oversight on the work of the Department and its entities and responded to questions of clarification and comments from the Committee members.	No issues required further attention by DSAC.
10 May 2022	Briefing by the National Heritage Council on the 2022/23 APP and other matters, in particular the appointment of the Heritage Council Administrator	DSAC gave a brief overview on the entity to the PC on the matter through a presentation and responded to questions of clarification and comments from the Committee members.	No issues required further attention by DSAC.
17 May 2022	Follow-up meeting with the South African Rugby Union (SARU) on outstanding matters and report required on the legal fees SARU will have to pay relating to the matter.	DSAC presented an overview of SA Rugby at that meeting, therefore no new information was presented in this session as it was a follow up on matters arising from the meeting of 16 March 2022. SA Rugby appeared before the Committee on 16 March 2022.	No issues required further attention by DSAC.
24 May 2022	Briefing by Netball World Cup Board and the executive of Netball South Africa on a detailed report about preparations for the 2023 Netball World Cup	Netball SA briefed the PC on the annual report and preparations for the 2023 Netball World Cup through a presentation and together with DSAC, responded to questions of clarification and comments from the committee members. Briefing by Netball SA on the Annual Report and update on matters and other matters.	No issues required further attention by DSAC.
31 May 2022	Briefing by the National Library of South Africa (NLSA) on the 2022/23 APP and other matters, in particular the latest whistle-blower case and CISCO initiative; briefing by the Department and NLSA on the vandalism and closure of libraries.	The Department received correspondence from a whistle-blower on suspicion of irregular appointment of a service provider to conduct organisational design. The matter was referred to the Board to investigate and it was satisfied that the correct procurement processes were followed in the appointment of the service provider. This update was provided to the PC. Furthermore, update was provided to the PC on vandalism and closure of libraries.	No issues required further attention by DSAC.

Date of meeting	Purpose of the meeting	Matters raised during briefings	Required Interventions or Response to matters raised.
7 June 2022	Briefing by the Department on the memorandum of understanding (MoU) between the Government of the Kingdom of Lesotho and the Government of the Republic of South Africa (RSA) on cooperation in the field of sport and recreation.	<p>The Department updated the PC on the memorandum of understanding (MoU) between the Government of the Kingdom of Lesotho and the Government of the Republic of South Africa (RSA) on cooperation in the field of sport and recreation.</p> <p>The agreement aims to strengthen bilateral sports relations. South Africa and Lesotho are both active members of the African Union Sports Council Region 5. Thus, the agreement contributes significantly to sports development in the SADC Region.</p>	<p>Because the agreement is active; the two Parties (RSA and the Kingdom of Lesotho) need to develop a programme of cooperation for the implementation of the agreement.</p> <p>Progress made: The two countries are in the process of drafting a programme of cooperation, which will serve as a framework for their sport and recreation cooperation.</p>
	Briefing by the Department on the MoU between the Government of the RSA and the Government of Palestine on cooperation in the field of youth and sport	<p>The PC was updated on the MoU between the Government of the RSA and the Government of Palestine on cooperation in the field of youth and sport.</p> <p>The agreement aims to promote and strengthen bilateral sports relations and to support the Palestinian struggle against Israeli occupation through the exchange of sports programmes. The implementation of the agreement is in progress through the handover of sports equipment and the free Palestine Football Programme in Cape Town and Johannesburg in support of the International Day of Solidarity with the Palestinian People from 2020 to 2022.</p>	<p>The two countries need to develop and sign a programme of cooperation.</p> <p>Progress made: The two nations are currently in the midst of formulating a draft programme of cooperation that will delineate their partnership in youth and sports.</p>



Date of meeting	Purpose of the meeting	Matters raised during briefings	Required interventions or Response to matters raised.
14 June 2022	Briefing by the Department on the agreement and explanatory memorandum to the agreement between the Government of the RSA and the Government of Cuba on cultural exchange and cooperation, tabled in terms of section 231(3) of the Constitution, 1996	<p>The PC was updated on the agreement and explanatory memorandum to the agreement between the Government of the RSA and the Government of Cuba on cultural exchange and cooperation, tabled in terms of section 231(3) of the Constitution, 1996.</p> <p>The objectives of this agreement include: the promotion of communication between the two country's respective specialists and officials with a view to increasing mutual awareness of the cultural life of each country; organising of cultural workshops, musical festivals and other artistic events in both countries; and fostering of the exchange of music bands and information on the music development in both countries.</p> <p>Both countries are committed to strengthening their bilateral relations in all areas related to arts and culture. Collaboration with Cuba should be seen within the context of the two countries' history and struggle.</p>	Progress made: The Agreement is in force. Briefing to Parliament was to update the Portfolio Committee on the content of the Agreement and the work being done following the request by the Department to ratify the Agreement.
	Briefing by the Department on the agreement between the Government of the RSA and the Government of the Federative Republic of Brazil on audiovisual co-production tabled in terms of section 231(3) of the Constitution, 1996	<p>The PC was updated on the agreement between the Government of the RSA and the Government of the Federative Republic of Brazil on audiovisual co-production tabled in terms of section 231(3) of the Constitution, 1996.</p> <p>The agreement was to collaborate with Brazil on films so that South African film practitioners can access funds and markets in both countries. This creates sustainable jobs through project partnerships, sharing of cultural goods and crafts, and artistic and audiovisual co-production.</p>	Progress made: DSAC is still waiting for Brazil to ratify and to issue a note informing South Africa of the ratification.
23 August 2022	Briefing by the Department on the 2021/22 Fourth Quarter Performance Report and the 2022/23 First Quarter Performance Report	DSAC briefed the PC on the Fourth Quarter Performance Report (2021/22) for accountability as required by law, and to enable the Committee to provide oversight of the work of the Department and its entities and respond to questions of clarification and comments from the Committee members.	No issues required further attention by DSAC.
24 August 2022	Briefing by Boxing South Africa (BSA) on the annual report and outcomes of the independent medical review of the injury that led to the death of Simiso Buthelezi, who died after suffering a brain injury in a 10-round bout	The entity briefed the PC on the annual report and outcomes of the independent medical review of the injury that led to the death of Simiso Buthelezi, through a presentation and responded to questions of clarification and comments from the Committee members.	No issues required further attention by DSAC.



Date of meeting	Purpose of the meeting	Matters raised during briefings	Required Interventions or Response to matters raised.
30 August 2022	Briefing by the Department and the Pan South African Language Board (PanSALB) on the preparations for the inclusion of South African Sign Language (SASL); budgetary requirements and timelines (Joint with Department of Justice and Correctional Services (DoJ & CD) and Department of Basic Education (DBE))	<p>The Department and the PanSALB updated the PC on the preparations for the inclusion of South African Sign Language (SASL); budgetary requirements and timelines (Joint with Department of Justice and Correctional Services (DoJ & CD) and Department of Basic Education (DBE)).</p> <p>On 25 May 2022, Cabinet approved that the Constitution 18th Amendment Bill, 2022, be published for public comment. The proposed amendment will give recognition to SASL as the 12th official language of South Africa. The Bill was published in the Gazette on 19 July 2022. The Bill is open for public comment for a period of 30 working days from the date of publication. Once all comments had been received and consolidated, the DoJ & CD would seek to introduce the Bill to Parliament.</p>	<p>On 2 May 2023, the National Assembly approved that Section 6 of the Constitution of the Republic of South Africa, 1996, be amended to include South African Sign Language (SASL) as an official language to promote the rights of persons who are deaf and hard of hearing. Following this decision, in July 2023, the South African Sign Language (SASL) became the country's 12th official language.</p> <p>PanSALB is already engaged in translation and recording of the South African national anthem into SASL. They further conducted provincial workshops aimed at bridging the gap between the deaf and hearing communities – the deaf use SASL HL as the language of learning and teaching. (All subjects are facilitated through SASL).</p>
2 September 2022	Briefing by the National Arts Council (NAC) on the allegations of governance challenges and recent series of resignations of Council members, and state of readiness to disburse the third round of the Presidential Employment Stimulus Programme (PESP) funding for the arts and culture sector	The NAC updated the PC on the allegations of governance challenges and recent series of resignations of Council members, and state of readiness to disburse the third round of the Presidential Employment Stimulus Programme (PESP) funding for the arts and culture sector	An interim CEO has been appointed at the NAC after the termination of the contract with the previous CEO. The Council is entrusted with the responsibility of appointing a new CEO for the NAC.
9 September 2022	Briefing by the South African Figure Skating Association (SAFSA) on the annual report and any other pertinent matters	<p>The SAFSA updated the PC on the annual report and other pertinent matters.</p> <p>DSAC noted that figure skating is an Olympic sport, unfortunately the country has not qualified for major events in some time. The code did not feature at the 2018 and 2022 Commonwealth Games and last qualified for the Olympics in 1998. Admittedly, the limited number of ice rinks do not bode well for the code and citizens.</p>	<p>DSAC needs to engage with the SAFSA to find solutions, including but not limited to motivations to the National Lotteries Commission (NLC) for funding.</p> <p>The Department hosted a Federations Workshop in March where all Federations participated.</p> <p>The Department has started with engagements with the new Leadership of the National Lotteries Commission and also participated in their Strategic Planning session. The Department was requested to indicate the appropriate programmes and projects to be funded.</p>

Date of meeting	Purpose of the meeting	Matters raised during briefings	Required Interventions or Response to matters raised.
16 September 2022	Briefing by Iziko Museums on the APP and interventions on grievances raised by employees, with input from DSAC and Iziko management.	Iziko Museums updated the PC on the APP and interventions on grievances raised by employees, through a presentation and responded to questions of clarification and comments from the Committee members, with input from DSAC and Iziko management. The Updates were referred to DSAC in 2018, then to the CCMA, management and the Council. A response was received from the DG of DSAC and management in March 2022. The matter was currently at the CCMA on grounds of equality.	No issues required further attention by DSAC.
20 September 2022	Briefing by DSAC on the implementation of the Municipal Infrastructure Grant (MIG), with input from the National Treasury and the South African Local Government Association (SALGA)	DSAC briefed the Committee on the challenges encountered, which included, amongst others: <ul style="list-style-type: none">ring-fenced MIG funds being used for other priorities as this affects the timeous delivery of the sport infrastructure projects.	No issues required further attention by DSAC.
11 October 2022	Briefing by Hockey South Africa on the annual report or APP and progress regarding the development in schools	Hockey South Africa briefed the PC on the annual report and progress regarding the development in schools, through a presentation and responded to questions of clarification and comments from the Committee members.	No issues required further attention by DSAC.
14 October 2022	Briefing by the Afrikaans Taal Monument on the annual report and other matters	The entity briefed the PC on the annual report and other matters, through a presentation and responded to questions of clarification and comments from the Committee members.	No issues required further attention by DSAC.
	Briefing by the William Humphreys Art Gallery on the annual report and other matters	The entity briefed the PC on the annual report and other matters, through a presentation and responded to questions of clarification and comments from the Committee members.	No issues required further attention by DSAC.
18 October 2022	Briefing by Chess SA on the annual report and other matters	The entity briefed the PC on the annual report and other matters, through a presentation and responded to questions of clarification and comments from the Committee members.	No issues required further attention by DSAC.
	Briefing by the Department on the annual report	The Department briefed the PC on its 2021/22 annual report that reflected its performance during the year under reporting. This, for accountability as required by law, and to enable the Committee to provide oversight on the work of the Department.	No issues required further attention by DSAC.
25 October 2022	Briefing by the NAC on the outcomes and allegations pertaining to the implementation of the Presidential Employment Stimulus Programme 3 (PESP 3)	The entity briefed the PC on the outcomes and allegations pertaining to the implementation of the PESP 3, through a presentation and responded to questions of clarification and comments from the Committee members.	No issues required further attention by DSAC.



Date of meeting	Purpose of the meeting	Matters raised during briefings	Required Interventions or Response to matters raised.
1 November 2022	<p>Briefing by the Department on the MoU between the RSA and the Republic of Côte d'Ivoire on cooperation in the field of sport and physical education</p> <p>Briefing by the Department on the agreement between the Government of the RSA and the Government of the Federal Republic of Nigeria on audiovisual co-production, and the programme of cooperation between the Government of the RSA and the Government of the Federal Republic of Nigeria for the implementation of the agreement on cooperation in the field of arts and culture for the years 2022–2024</p>	<p>DSAC briefed the PC on two agreements:</p> <ul style="list-style-type: none"> The agreement between the Government of the RSA and the Government of the Republic of Côte D'Ivoire on cooperation in the field of sport and physical education. The Government of the Republic of Côte D'Ivoire proposed a draft MoU to the Government of the RSA in 2022. The agreement between the Government of the Republic of the RSA and the Government of the Federal Republic of Nigeria on audiovisual co-production, and the programme of cooperation between the Government of the RSA and the Government of the Federal Republic of Nigeria for the implementation of the agreement on cooperation in the field of arts and culture for the years 2022–2024. 	No issues required further attention by DSAC.
8 November 2022	Briefing by the Department on the operational funding shortfall for museums, long-term plan and in-depth briefing on the reprioritisation of R21 million in the 2022/23 budget to address this matter	The Department briefed the PC on the operational funding shortfall for museums, long-term plan and in-depth briefing on the reprioritisation of R21 million in the 2022/23 budget to address this matter	No issues required further attention by DSAC.
15 November 2022	Briefing by Table Tennis SA and Tennis SA on governance issues and development of the sport in schools and provinces	The entities briefed the PC on the matter through a presentation and responded to questions of clarification and comments from the Committee members.	No issues required further attention by DSAC.
	Briefing by the South African Football Association (SAFA) on the annual report and outline details of plans to rescue South African football	The South African Football Association briefed the PC on their 2021/22 Annual Report. Update on the development of football in schools; Status of the development of underage teams (men's U/23 and U/20, women's U/20; girls' and boys' U/17); Update on Banyana Banyana's preparations for the World Cup; Status of Bafana Bafana's preparations for AFCON and beyond.	No issues required further attention by DSAC.
22 November 2022	Briefing by the Department on the Cultural and Creative Industries (CCI) Master Plan adopted by the Cabinet, with input from the Department of Trade, Industry and Competition (the dtic); consideration and adoption of minutes	The Department with input from the Department of Trade, Industry and Competition (the dtic), briefed the PC on the Cultural and Creative Industries (CCI) Master Plan's adoption by the Cabinet - 17th of August 2022.	<ul style="list-style-type: none"> DSAC noted the Updates mentioned in the briefing. Engagements with the subsector have taken place to overview the implementation process of the CCI masterplan.

Date of meeting	Purpose of the meeting	Matters raised during briefings	Required interventions or Response to matters raised.
29 November 2022	Briefing by the Department on the successes and challenges in the implementation of provincial flagship projects supported through the Mzansi Golden Economy Programme	The Department briefed the PC on the successes and challenges in the implementation of provincial flagship projects supported through the Mzansi Golden Economy Programme. Among issues emphasised, was the need for adherence to and the reporting on the key priorities as outlined in the funding policy, by both national and provincial flagships.	The Department continues to engage provinces by providing administrative guidance in managing these projects. The Department continues to encourage both the national and provincial flagship projects to comply with issues that relate to the registration and approval of projects by the relevant structures and bodies.
2 December 2022	Briefing by Tennis South Africa on governance issues and the development of the sport in schools and provinces; consideration and adoption of draft committee minutes	The entity briefed the PC about its board members, status, governance, financials and business model, including strategic focus and transformation and development. The five key challenges: Participation – making the sport more accessible – wheelchair tennis, schools and universities; Profile – raising interest in local tennis; Performance – producing more ATP/WTP players; Profit – building a sustainable sport at all levels; and People – growing capacity at head office and provincial level.	No issues required further attention by DSAC.
24 February 2023	Briefing by Golf South Africa on governance issues and the development of the sport in schools and provinces; consideration and adoption of draft committee minutes	Golf South Africa briefed the PC on their governance issues and the development of the sport in schools and provinces. The South African Golf Association briefed the PC on their 2023/24 APP and progress made on the implementation of the Transformation Charter with a focus on the upcoming 2023 Nedbank Golf Challenge. The Department's presentation detailed support that had been provided to the South African Golf Association in the 2020/21 and 2022/23 financial years, highlighting major events hosted and governance related matters.	No issues required further attention by DSAC.



Date of meeting	Purpose of the meeting	Matters raised during briefings	Required Interventions or Response to matters raised.
24 February 2023	Briefing by the 2023 Netball World Cup Local Organising Committee on the state of readiness in preparation for the Netball World Cup	<p>The 2023 Netball World Cup Local Organising Committee briefed the PC on the state of readiness in preparation for the Netball World Cup scheduled for July/August in Cape Town.</p> <p>The 2023 Netball World Cup Local Organising Committee (LOC) highlighted the achievements of activities to date. It provided progress on the State of Readiness from October 2022 to date towards hosting the Netball World Cup 2023. The committee reported that all venues meet international requirements, namely sprung wooden floors and sunken goalposts. All the teams will receive a venue orientation/surface training opportunity on match courts.</p>	No issues required further attention by DSAC.
28 February 2023	Briefing by DSAC on the Mzansi National Philharmonic Orchestra (MNPO)	DSAC briefed the PC on the Mzansi National Philharmonic Orchestra (MNPO) of orchestras. The purpose of this briefing was to provide the PC with a comprehensive presentation regarding the establishment and status of the MNPO.	No issues required further attention by DSAC.
3 March 2023	Briefing by the Market Theatre on the 2021/22 annual report	<p>The Market Theatre briefed the PC on the 2021/22 annual report.</p> <p>It was also reported that the Market Theatre Foundation had challenges with the Government Department of Infrastructure Development (GDID) over the leasing agreement of the Windybrow Arts Centre. This has stalled the infrastructure project (maintenance) at the Windybrow building.</p>	Meetings have been held with the Market Theatre Foundation and the GDID, and the matter is still ongoing. Correspondence was sent to the Gauteng GDID and health departments and responses were awaited at the time of reporting.
7 March 2023	Briefing by the uMsunduzi Museum on the 2021/22 annual report and other matters	The uMsunduzi Museum briefed the PC on the 2021/22 annual report and other matters. The briefing covered among other issues, the Museum's challenges and interventions i.e. Infrastructure challenges: hailstorm damage that occurred in December 2021 resulted in damage to the roof and water damage to the flooring of the uMsunduzi Museum. Intervention: detailed pictures of affected flooded areas to be sent to DSAC; however, the entity is working on these challenges as they are operational and within the entity's allocated budget.	No issues required further attention by DSAC.

Date of meeting	Purpose of the meeting	Matters raised during briefings	Required interventions or Response to matters raised.
10 March 2023	Briefing by Karate South Africa (KSA) on the 2023/24 APP and progress regarding development of the sport in schools and provinces	Updates by Karate South Africa (KSA) on the 2023/24 APP and progress regarding development of the sport in schools and provinces	The Department's presentation detailed support that has been provided to KSA in the 2020/21 and 2022/23 financial years, highlighted major events hosted and governance related matters.
14 March 2023	Briefing by Chess South Africa on the 2021/22 annual report, governance and other pertinent matters	Chess South Africa briefed the PC on the 2021/22 annual report, governance and other pertinent matters such as the history, achievements, progress to date, financials and status report.	No issues required further attention by DSAC.
17 March 2023	Briefing by the Department, the NAC, the AGSA and the Public Protector on the implementation of the Public Protector's remedial actions	The Department, the NAC, the AGSA and the Public Protector, briefed the PC on the implementation of the Public Protector's remedial actions.	Remedial actions of the Public Protector were fully implemented and the matter was closed by the Public Protector.



Date of meeting	Purpose of the meeting	Matters raised during briefings	Required Interventions or Response to matters raised.
24 March 2023	Briefing by SASCOC and the South African Golf Association on the 2023/24 APP and progress made on the implementation of the Transformation Charter with a focus on the upcoming 2023 Nedbank Golf Challenge	SASCOC as the confederation and body that looks after all sporting federations in South Africa, and the South African Golf Association, briefed the PC on the 2023/24 APP and progress made on the implementation of the Transformation Charter with a focus on the upcoming 2023 Nedbank Golf Challenge.	<p>No issues required further attention by DSAC. However, prior to the briefing of the PC (13 March 2023), the Minister met with SASCOC. The following are key points from the Minister's engagement:</p> <ul style="list-style-type: none"> • provide sport the recognition it deserves through development, performance and excellence; • recognise the role of sport in– <ul style="list-style-type: none"> • contributing to the economy and tourism, • uplifting the outlook of the country, • decreasing the social ills in society, e.g. drugs and teenage pregnancy, and • creating social cohesion, e.g. safer communities and sport against substance abuse; and • strengthen the alignment and relationship between the Ministry, SASCOC and the federation.

3.8 STANDING COMMITTEE ON PUBLIC ACCOUNTS (SCOPA) REGULATIONS

Resolution No.	Subject	Details	Response by Department	Resolved (Yes/No)
The Department did not appear before SCOPA during the reporting period.				

3.9 PRIOR MODIFICATIONS TO AUDIT REPORTS

Progress made in clearing/resolving a qualification, disclaimer, adverse opinion and matters of non-compliance: Not Applicable

3.10 INTERNAL CONTROL UNIT

The Department has monitored the compliance of the Public Finance Management Act (Act No. 1 of 1999) and the detailed report is presented in PART E.

3.11 INTERNAL AUDIT ACTIVITY AND AUDIT COMMITTEE

Internal Audit Activity

The objective of the Internal Audit Activity (IAA) in the Department is to provide an effective, independent, objective assurance and consulting activity designed to add value and improve the Department's operations. It achieves this by evaluating the effectiveness of risk management and control and governance processes and ensuring the effective functioning of the Audit Committee in the Department.

The IAA was functional throughout the financial year under review and operated in line with its approved Internal Audit Charter, based on Treasury Regulation 3.2 and the Standards for the Professional Practice of Internal Auditing. The scope of the IAA's work was derived from the approved Risk-Based Rolling Three-Year Strategic and Annual/Operational Internal Audit Plan for 2022/23.

The IAA conducted 27 audits during the year under review to provide reasonable assurance to the Accounting Officer and the Audit Committee in the effective discharge of their responsibilities. The IAA was adequately capacitated during the year under review with the assistance of a co-sourced service provider.

Audit Committee

The Department's Audit Committee is appointed in terms of section 38(1)(a)(ii) of the PFMA and Treasury Regulation 3.1, and operates in accordance with the aforementioned regulations, including the provisions prescribed in terms of sections 76(4)(d) and 77 of the PFMA as well as its approved Charter.

The primary purpose of the Audit Committee is to assist the Accounting Officer in fulfilling his/her responsibilities to ensure that the Department has and maintains effective, efficient and transparent systems of financial and risk management, governance and internal control by providing oversight of the following:

- (i) financial reporting, systems of internal control (including information, communication and technology) and performance against predetermined objectives;
- (ii) enhancing business ethics and trust in the Department;
- (iii) ensuring and enhancing the independence of the IAA;
- (iv) reviewing the strategic and operational risk areas of the Department to be covered in the scope of internal and external audits;
- (v) ensuring the proper functioning of both the internal and external audit processes and other assurance services, including fraud and corruption investigation activities; and
- (vi) monitoring compliance with laws and regulations, including the Code of Conduct.



The Audit Committee was fully functional and comprised four members (external to the Department) as of 31 March 2023. The details of membership and number of meetings are outlined as follows:

Name	Employer	Qualifications	Designation	Date of appointment	End of term	No. of meetings attended
(a) Ms P. Mvulane	Private business	<ul style="list-style-type: none"> Chartered Accountants (SA) and Registered Auditor Honours BCom (Accounting) Specialist Diploma in Auditing BCom (Accounting) Certificate of Corporate Governance in Public Sector 	DAC, non-executive member DSAC, appointed Chairperson with effect from 3 March 2021	19 October 2016 (1st term)	18 October 2019	7
				18 October 2019 (2nd term)	19 October 2022	
(b) Ms F. Tshikhudo	State-owned entity	<ul style="list-style-type: none"> MBA (Master of Business Administration) – UCT Honours BCompt BCom (Accounting and Auditing) Post-Graduate Diploma (Accounting Science) Post-Graduate Diploma: Risk Management Certificate in Management Development Certified Risk Management Assurance Certified Internal Auditor 	DAC, non-executive member; and DSAC, non-executive member; Chairperson of Risk Management Committee	19 October 2016 (1st term)	18 October 2019	7
				18 October 2019 (2nd term)	19 October 2022	



Inspiring A Nation Of Winners

Name	Employer	Qualifications	Designation	Date of appointment	End of term	No. of meetings attended
(c) Dr P. Dala	Private business	<ul style="list-style-type: none"> • PHD Information Technology (Information Security - Privacy Domain) • Master of Information Technology • Bachelor of Science (Computer Science) Honours (Cum Laude) • Bachelor of Information Technology (Cum Laude) • Certified Governance of Enterprise Information Technology • Certified Risk and Information Systems Control • Certified Computer Hacking Forensic Investigator • Certified Data Privacy Solution Engineer • Certified Information System Auditor • Certified Information Security Manager 	DSAC, non-executive member	26 January 2021	25 January 2024	11
(d) Mr P. Phukubje	Private business	<ul style="list-style-type: none"> • B Com Acc/CTA • B Com (Accounting) • Diploma in Accounting 	DSAC, non-executive member	26 January 2021	25 January 2024	11
(e) Ms A. Mazibuko	(University of KwaZulu-Natal [UKZN])	<ul style="list-style-type: none"> • Bachelor of Accounting Science (BCompt) – UNISA • Bachelor of Accounting Science (BCompt) Honours – UNISA • Certified Internal Auditor –IIA INC • Master of Business Administration – UKZN 	DSAC, non-executive member	10 November 2022	10 November 2025	4
(f) Ms Z. Mamabolo	(UNISA)	<ul style="list-style-type: none"> • National Diploma: Internal Auditing • BTech (Corporate Administration) • MBL (Master of Business Leadership) • IRMSA Board Exam 1 	DSAC, non-executive member	17 November 2022	17 November 2025	4



The Audit Committee met on 11 occasions – four ordinary meetings and seven special meetings.

The seven special Audit Committee meetings focused on the following matters:

- 2021/22 Unaudited Annual Financial Statements and Annual Performance Report,
- 2021/22 Audited Annual Financial Statements and Annual Performance Report,
- 2023/24 Draft Annual Performance Plan (APP),
- DSAC In-Committee meetings, in respect of the following:
 - o forensic investigations
 - o consequence management
 - o damages and losses
 - o contingent liabilities and litigation
- Meeting with the Minister.

3.12 AUDIT COMMITTEE REPORT

The Audit Committee (“the Committee”) is pleased to present its report for the financial year ended 31 March 2023.

3.12.1 Audit and Risk Committee responsibility

The Committee has complied with its responsibilities arising from sections 38 (1) (a) (ii), 76 (4) (d) and 77 of the Public Finance Management Act (PFMA) as well as Treasury Regulation 3.1. Furthermore, the Committee has adopted a formal terms of reference as its Charter and has regulated its affairs in compliance with this Charter as well as discharged all its responsibilities as contained therein.

3.12.2 Effectiveness of Internal Controls

An assessment of the findings identified by Internal Audit as well as the audit and management reports presented to the Committee by the Auditor-General of South Africa (AGSA), reveals that the internal control environment, risk management and governance processes are less than satisfactory and require improvement. As a result, the Committee has identified the following key areas of concern that should be addressed:

- Compliance monitoring;
- Heritage infrastructure projects;
- IT control environment and cyber security;
- Irregular expenditure investigations and consequence management;
- Occupational health, safety and employee wellness; and
- Quality of performance information (material findings relating to usefulness);

The Committee is satisfied that Internal Audit provided assurance in terms of the control, risk management and governance processes as per the approved risk-based audit plan. At the end of the financial year, the following audit engagements were reported as complete as per the approved risk-based audit plan:

- Asset management review;
- Conditional grants - Community library;
- Enterprise risk management review;
- Governance review;
- Heritage bursary audit;
- Heritage infrastructure projects;
- Human resource management (PMDS and training);
- IT cyber security review;
- Marketing and communications review;
- Mass participation and sport development grant;
- Oversight on public entities;
- Quarterly financial statement review;
- Quarterly review of the predetermined objectives;
- Review of occupational health, safety and employee wellness;
- Review of the draft 2023/24 annual performance plan;
- Review of the management action plan;
- Review of the unaudited annual financial statements;
- Supply chain management review;
- Transfer payments households, NPI's, private and public corporations; and
- Transfer payments sport and recreation bodies.



3.12.3 In-Year Management and Monthly/Quarterly Reporting

DSAC has reported quarterly to the National Treasury and the Executive Authority as required by the PFMA. The Committee as well as assurance providers provided Management with recommendations to improve the quality of quarterly financial and non-financial information reporting (performance information, information communication technology, risk management, human resource management, legal and compliance) during the year under review.

3.12.4 Evaluation of Financial Statements and Annual Performance Report

The Committee has reviewed:

- The unaudited annual financial statements with due consideration of the independent assurance provided by Internal Audit as well as the assurance provided by Management;
- Changes in accounting policies and practices;
- Compliance with legal and regulatory provisions;
- The basis for the going concern assumption, including any financial sustainability risks and issues;
- The unaudited annual performance information on predetermined objectives with due consideration of the independent assurance provided by Internal Audit as well as the assurance provided by Management;
- The AGSA audit and management reports, with due consideration of the responses provided by Management; and
- The audited annual financial statements as well as the annual performance information on predetermined objectives to be included in the annual report for any significant adjustments resulting from the audit and reported to the Accounting Officer.

3.12.5 Auditor-General's of South African Report (AGSA)

The Committee concurs with the conclusions of the AGSA on the annual financial statements and is of the opinion that the audited annual financial statements may be read together with the audit report of the AGSA.

3.12.6 Conclusion

The Committee would like to express our appreciation to the Executive Authority and Accounting Officer for their leadership and support as well as all other assurance providers and most importantly to Management for maintaining an unqualified audit outcome relating to the annual financial statements. The Committee implores Management to address the critical and significant control deficiencies identified by Internal Audit during the various audit engagements as well as the material findings identified by AGSA relating to compliance and the usefulness of performance information by effectively managing the audit action plan as well as enhancing the compliance monitoring, quality assurance and monitoring processes.

P. Dala

Dr. P. Dala

Chairperson of the Audit Committee
Department of Sport, Arts and Culture
Date: 11 August 2023


3.13 B-BBEE COMPLIANCE PERFORMANCE INFORMATION

THE FOLLOWING TABLE PRESENTS COMPLIANCE WITH THE B-BBEE REQUIREMENTS AS REQUIRED BY THE B-BBEE ACT AND AS DETERMINED BY THE DEPARTMENT OF TRADE, INDUSTRY AND COMPETITION

Has the Department/Public Entity applied any relevant Code of Good Practice (B- BBEE Certificate Levels 1-8) with regards to the following:

Criteria	Response Yes / No	Discussion (Include a discussion on your response and indicate what measures have been taken to comply.)		
Determining qualification criteria for the issuing of licences, concessions or other authorisations in respect of economic activity in terms of any law?	N	This is not in the Department's mandate.		
Developing and implementation of a preferential procurement policy?	Y	The Department has a supply chain management (SCM) policy in place, which incorporates the Preferential Procurement Regulations, 2017, made under section 5(1) of the Preferential Procurement Policy Framework Act, 2000 (Act No. 5 of 2000), regarding rural and township enterprises, designated groups and promotion of local industrial development. Below is a summary of the procurement opportunities for targets groups.		
LEVEL	BLACK WOMEN-OWNED	BLACK-OWNED	YOUTH OWNED	DISABILITY
1	48,31%	99,49%	35,93%	4,92%
2	55,56%	98,15%	11,11%	1,85%
2	20,00%	100,00%	0,00%	0,00%
4	20,00%	26,67%	13,30%	6,67%
5	100,00%	100,00%	0,00%	0,00%
6	0,00%	0,00%	0,00%	0,00%
8	0,00%	0,00%	0,00%	0,00%
SMME	0,00%	0,00%	0,00%	0,00%
EME	100,00%	100,00%	100,00%	0,00%

Criteria	Response Yes / No	Discussion (Include a discussion on your response and indicate what measures have been taken to comply.)
Determining qualification criteria for the sale of state-owned enterprises?	N	This is not in the Department's mandate.
Developing criteria for entering partnerships with the private sector?	N	This is not in the Department's mandate.
Determining criteria for the awarding of incentives, grants and investment schemes in support of broad-based black economic empowerment?	Y	Through the Mzansi Golden Economy strategy, the Department awards grants to beneficiaries in the following workstreams: Touring Ventures, Cultural Events, Public Art and Flagships (provincial and national) to increase market share of and job opportunities created in culture and creative industries.



PART D

4. Human Resource Management

 4.1 Introduction	117	 4.9 Performance Rewards	140
 4.2 Human Resources Oversight Statistics	117	 4.10 Foreign Workers	144
 4.3 Employment and Vacancies	120	 4.11 Leave Utilisation	144
 4.4 Filling of Senior Management Service Posts	123	 4.12 Hiv/Aids and Health Promotion Programmes	147
 4.5 Job Evaluation	126	 4.13 Labour Relations	149
 4.6 Employment Changes	128	 4.14 Skills Development	150
 4.7 Employment Equity	134	 4.15 Injury on Duty	152
 4.8 Signing of Performance Agreements by sms Members	139	 4.16 Use of Consultants	152



sport, arts & culture

Department:
Sport, Arts and Culture
REPUBLIC OF SOUTH AFRICA



Inspiring A Nation Of Winners

4.1 INTRODUCTION

The COVID-19 outbreak has disrupted the workplace and life in general. Human resources management (HRM) was not spared from these disruptions and had to introduce innovative ways to respond to the challenges.

Under these difficult circumstances, HRM did not lose its focus and it continued to ensure that productivity was maintained by providing the Department with an adequate number of skilled and efficient workers. This support starts at the hiring process, continues throughout employment and goes into retirement through assistance with pensions and the administration of benefits.

RECRUITMENT AND SELECTION

The Department experienced a staff turnover rate of 5,60% this year, which was due to natural attrition and 40% was due to resignations. The Department was not able to maintain a vacancy rate of less than 10%. The vacancy rate was 19,70% as at 31 March 2023.

PERFORMANCE MANAGEMENT

The aim of performance management is to align organisational objectives with the skills, performance goals and competencies of employees. This involves creating a workforce that understands what is to be achieved at the overall organisational level. The submission rate of performance agreements for the 2022/23 financial year was 98,46% for salary level 1-12 and 96% for the senior management service.

WELLNESS

The Wellness Programme provided employees with appropriate interventions to deal with challenges they encounter on a daily basis. Screening campaigns offered through the Wellness Programme assisted with early detection of prostate, breast and cervical cancer. This gave employees the opportunity to register for the disease management programme in time.

Further, the Programme hosted a wellness sports day as part of the continued implementation of initiatives meant to promote work-life balance, improve morale and promote productivity. The sports day provided an opportunity for employees to take part in sporting codes such as soccer and netball, and a fun run/walk. The established weekly aerobics classes continue to play a big role in promoting the Healthy Living Programme.

The Programme also arranged sessions to give physical and mental support to employees to relieve themselves from the stress that was brought about by COVID-19. All of these interventions contributed significantly to a stable working environment.

ACHIEVEMENTS

Despite the cuts in the Compensation of Employees budget, the Department was able to continue its Internship Programme, which aims to give practical work experience to graduates who require exposure to the work environment. The Department was able to provide 32 young graduates (5,95% of funded positions) with an opportunity to gain practical work experience in their field of study. The interns are placed for a period of two years.

The Department did not achieve the set target of 50% for women appointed at SMS level. The representation of women at SMS was 45,31% as at 31 March 2023. The Department strives to ensure representativeness in the workplace, including people with disabilities. The percentage of people with disabilities as at 31 March 2023 was 2,42%.

4.2 HUMAN RESOURCE OVERSIGHT STATISTICS

PERSONNEL-RELATED EXPENDITURE

The following tables summarise the final audited personnel-related expenditure by programme and by salary bands. In particular, it provides an indication of the following:

- amount spent on personnel
- amount spent on salaries, overtime, homeowners' allowances and medical aid.

Note: please keep in mind that these tables reflect only expenditure incurred through Persal and may differ from the final financial statements in Part F of this Report.

Table 4.2.1 - Personnel cost by programme for the period 1 April 2022 to 31 March 2023

Programme	Total expenditure (R'000)	Personnel cost (R'000)	Training expenditure (R'000)	Professional and special services expenditure (R'000)	Personnel cost as % of total expenditure	Average personnel cost per employee (R'000)	Employment
Administration	533 900	172 894	1 131	6 591	32	645	268
Arts and Culture Promotion and Development	1 743 089	84 647	899	25 477	5	717	118
Heritage Promotion and Preservation	2 622 404	60 886	0	7 735	2	503	121
Recreation Development and Sport Promotion	1 337 273	34 956	193	3 119	3	592	59
Z = Total as on financial systems (BAS)	6 236 666	353 383	2 223	42 922	6	624	566

Table 4.2.2 - Personnel cost by salary band for the period 1 April 2022 to 31 March 2023

Salary band	Personnel cost, including transfers (R'000)	% of total personnel cost	Average personnel cost per employee (R'000)	Total personnel cost, including goods and services (R'000)	No. of employees
Contract (levels 1–2)	1 651	0,5	103	1 651	16
Contract (levels 3–5)	1 682	0,5	280	1 685	5
Contract (levels 6–8)	3 514	1	879	3 512	4
Contract (levels 9–12)	10 997	3,1	1 000	11 097	11
Contract (levels 13–16)	10 138	2,9	3 379	10 223	8
Contract, other	1 677	0,5	35	1 827	43
Lower skilled (levels 1–2)	2 014	0,6	288	1 989	7
Skilled (levels 3–5)	16 016	4,5	302	15 966	53
Highly skilled production (levels 6–8)	66 093	18,7	438	65 793	151
Highly skilled supervision (levels 9–12)	164 401	46,5	798	164 751	206
Senior management (levels 13–16)	78 192	22,1	1 282	78 512	51
Total	356 375	100,8	630	357 006	555

Table 4.2.3 - Salaries, overtime, homeowners' allowances and medical aid by programme for the period 1 April 2022 to 31 March 2023

Programme	Salaries		Overtime		Homeowner's allowance (HOA)		Medical aid		Total personnel cost per programme (R'000)
	Amount (R'000)	Salaries as % of personnel cost	Amount (R'000)	Overtime as % of personnel cost	Amount (R'000)	HOA as % of personnel cost	Amount (R'000)	Medical aid as % of personnel cost	
Administration	115 879	67	3 103	2	3 229	2	6 112	4	187 863
Arts and Culture Promotion and Development	58 823	69	179	0	1 748	2	2 925	3	89 063
Heritage Promotion and Preservation	41 441	68	395	1	1 476	2	2 941	5	72 717
Recreation Development and Sport Promotion	23 677	68	671	2	621	2	1 086	3	36 123
Total	239 820	68	4 348	1	7 074	2	13 064	4	385 766

Table 4.2.4 - Salaries, overtime, homeowners' allowances and medical aid by salary band for the period 1 April 2022 to 31 March 2023

Salary band	Salaries		Overtime		Homeowner's allowance (HOA)		Medical aid		Total personnel cost per salary band (R'000)
	Amount (R'000)	Salaries as % of personnel cost	Amount (R'000)	Overtime as % of personnel cost	Amount (R'000)	HOA as % of personnel cost	Amount (R'000)	Medical aid as % of personnel cost	
Contract (levels 1–2)	122	0	21	0	0	0	0	0	182
Contract (levels 3–5)	300	0	24	0	0	0	0	0	459
Contract (levels 6–8)	992	0	0	0	0	0	24	0	1 463
Contract (levels 9–12)	4 423	1	0	0	0	0	28	0	6 676
Contract (levels 13–16)	8 235	2	0	0	66	0	10	0	13 272
Contract, other	2 177	1	293	0	0	0	0	0	2 359
Lower skilled (levels 1–2)	1 018	0	14	0	110	0	276	0	1 862

Salary band	Salaries		Overtime		Homeowner's allowance (HOA)		Medical aid		Total personnel cost per salary band (R'000)
	Amount (R'000)	Salaries as % of personnel cost	Amount (R'000)	Overtime as % of personnel cost	Amount (R'000)	HOA as % of personnel cost	Amount (R'000)	Medical aid as % of personnel cost	
Skilled (levels 3–5)	10 843	3	432	0	857	0	1 621	0	16 950
Highly skilled production (levels 6–8)	43 168	13	1 893	1	2 382	1	5 099	2	63 287
Highly skilled supervision (levels 9–12)	116 995	35	1 667	0	2 927	1	5 372	2	165 556
Senior management (levels 13–16)	40 242	12	4	0	732	0	634	0	63 883
Total	228 515	68	4 348	1	7 074	2	13 064	4	335 949

4.3 EMPLOYMENT AND VACANCIES

The tables in this section summarise the position with regard to employment and vacancies.

The following tables summarise the number of posts on the establishment, the number of employees, the vacancy rate, and whether there are any staff that are additional to the establishment.

This information is presented in terms of three key variables:

- programme
- salary band
- critical occupations (see definition in notes below).

Departments have identified critical occupations that need to be monitored. In terms of current regulations, it is possible to create a post on the establishment that can be occupied by more than one employee. Therefore, the vacancy rate reflects the percentage of posts that are not filled.



Table 4.3.1 - Employment and vacancies by programme as at 31 March 2023

Programme	No. of posts on approved establishment	No. of posts filled	Vacancy rate - %	No. of employees additional to establishment
Administration, permanent	329	268	18,54	18
Arts and Culture Promotion and Development, permanent	153	118	22,87	3
Heritage Promotion and Preservation, permanent	149	121	18,79	0
Recreation Development and Sport Promotion	81	59	27,16	2
Total	712	566	20,50	23

Table 4.3.2 - Employment and vacancies by salary band as at 31 March 2023

Salary band	No. of posts on approved establishment	No. of posts filled	Vacancy rate - %	No. of employees additional to establishment
Contract (levels 1–2), permanent	16	16	0	15
Contract (levels 3–5), permanent	6	6	0	2
Contract (levels 6–8), permanent	4	4	0	1
Contract (levels 9–12), permanent	11	11	0	5
Contract (levels 13–16), permanent	3	3	0	0
Other	48	48	0	0
Lower skilled (levels 1–2)	8	8	0	0
Skilled (levels 3–5)	80	53	33,75	0
Highly skilled production (levels 6–8)	204	150	25,98	0
Highly skilled supervision (levels 9–12)	269	206	23,42	0
Senior management (levels 13–16)	69	61	11,59	0
Total	712	566	20,39	23

Table 4.3.3 - Employment and vacancies by critical occupation as at 31 March 2023

Critical occupation	No. of posts on approved establishment	No. of posts filled	Vacancy rate - %	No. of employees additional to establishment
Administrative related, permanent	91	62	31,90	1
Archivists, curators and related professionals, permanent	60	47	21,70	0
Auxiliary and related workers, permanent	13	9	30,80	0
Cleaners in offices, workshops, hospitals, etc., permanent	11	11	0	0
Client information clerks (switchboard, reception, information clerks), permanent	4	4	0	0
Communication and information related, permanent	95	79	16,80	2
Diplomats, permanent	2	2	0	0
Engineers and related professionals, permanent	6	2	66,70	1
Finance and economics related, permanent	19	13	31,60	0
Financial and related professionals, permanent	20	16	20,00	0
Financial clerks and credit controllers, permanent	12	10	16,70	0
Food services aids and waiters, permanent	6	6	0	0
General legal admin. and related professionals, permanent	4	4	0	0
Head of Department	1	0	100	0
Human resources and organisational development and related, permanent	4	2	50,00	0
Human resources clerks, permanent	10	7	30,00	0
Human resources related, permanent	30	22	26,60	0
Information technology related, permanent	17	14	17,60	0
Internships	48	48	0	0
Language practitioners, interpreters and other communication related, permanent	56	30	46,40	0
Legal related, permanent	5	4	20,00	0
Library, mail and related clerks, permanent	6	6	0	0
Logistical support personnel, permanent	18	16	11,10	0
Material-recording and transport clerks, permanent	4	4	0	0

Critical occupation	No. of posts on approved establishment	No. of posts filled	Vacancy rate - %	No. of employees additional to establishment
Messengers, porters and deliverers, permanent	7	7	0	0
Other admin. and related clerks and organisers, permanent	17	11	35,30	17
Other admin. policy and related officers, permanent	9	7	22,20	1
Quantity surveyors and related professionals not classified elsewhere, permanent	1	1	0	1
Risk management and security services, permanent	4	4	0	0
Secretaries and other keyboard-operating clerks, permanent	47	42	10,60	0
Security officers, permanent	16	16	0	0
Senior managers, permanent	73	64	12,30	0
Total	712	566	20,50	23

Notes:

The CORE classification, as prescribed by the DPSA, should be used for completion of this table.

Critical occupations are defined as occupations or subcategories within an occupation–

- (a) in which there is a scarcity of qualified and experienced persons currently or anticipated in the future, either because such skilled persons are not available or they are available but do not meet the applicable employment criteria;
- (b) for which persons require advanced knowledge in a specified subject area or science or learning field and such knowledge is acquired by a prolonged course of study and/or specialised instruction;
- (c) where the inherent nature of the occupation requires consistent exercise of discretion and is predominantly intellectual in nature; and
- (d) in respect of which a department experiences a high degree of difficulty to recruit or retain the services of employees.

4.4 FILLING OF SENIOR MANAGEMENT SERVICE POSTS

The tables in this section provide information on employment and vacancies as it relates to members of the senior management service (SMS) by salary level. It also provides information on advertising and filling of SMS posts, reasons for not complying with prescribed time frames and disciplinary steps taken.

Table 4.4.1 - SMS post information as at 31 March 2023

SMS level	Total no. of funded SMS posts	Total no. of SMS posts filled	% of SMS posts filled	Total no. of SMS posts vacant	% of SMS posts vacant
Director-General/Head of Department	1	0	0	1	100
Salary level 16	3	3	100	0	0
Salary level 15	5	4	80,00	1	20,00
Salary level 14	15	13	86,66	2	13,33
Salary level 13	49	44	87,79	5	10,20
Total	73	64	87,67	9	12,32

Table 4.4.2 - SMS post information as at 30 September 2022

SMS level	Total no. of funded SMS posts	Total no. of SMS posts filled	% of SMS posts filled	Total no. of SMS posts vacant	% of SMS posts vacant
Director-General/Head of Department	1	0	0	1	100
Salary level 16	3	3	100	0	0
Salary level 15	5	4	80,00	1	20,00
Salary level 14	16	14	87,50	2	12,50
Salary level 13	48	45	93,75	3	6,25
Total	73	66	90,41	7	9,58

Table 4.4.3 - Advertising and filling of SMS posts for the period 1 April 2022 to 31 March 2023

SMS level	Advertising	Filling of posts	
	No. of vacancies per level advertised within 6 months of becoming vacant	No. of vacancies per level filled within 6 months of becoming vacant	No. of vacancies per level not filled within 6 months but filled within 12 months
Director-General/Head of Department	0	0	0
Salary level 16	0	0	0
Salary level 15	0	0	0
Salary level 14	0	0	0
Salary level 13	2	0	0
Total	2	0	0

Table 4.4.4 - Reasons for not having complied with the filling of funded vacant SMS posts advertised within 6 months and filled within 12 months after becoming vacant for the period 1 April 2022 to 31 March 2023

Reasons for vacancies not being advertised within six months
<p>Director-General:</p> <p>The Department had to request approval from the Presidency for the advertisement of this post.</p> <p>Director: Internal Control</p> <p>The position was previously advertised. However, the post had to be re-advertised as the post requirements did not yield a sufficient pool of prospective applicants.</p>
Reasons for vacancies not being filled within 12 months
<p>Director-General:</p> <p>The Department had to request approval from the Presidency for the advertisement of this post.</p> <p>Director: Internal Control</p> <p>The position was previously advertised. However, the post had to be re-advertised as the post requirements did not yield a sufficient pool of prospective applicants.</p>

Note:

In terms of the Public Service Regulations, Chapter 1, Part VII C.1A.3, departments must indicate good cause or reason for not having complied with the filling of SMS posts within the prescribed time frames.

Table 4.4.5 - Disciplinary steps taken for not complying with the prescribed time frames for filling SMS posts within 12 months for the period 1 April 2022 to 31 March 2023

Disciplinary steps taken
None

Notes:

In terms of the Public Service Regulations Chapter 1, Part VII C.1A.2, departments must indicate good cause or reason for not having complied with the filling of SMS posts within the prescribed time frames. In the event of non-compliance with this regulation, the relevant executive authority or head of department must take appropriate disciplinary steps in terms of section 16A(1) or (2) of the Public Service Act.

4.5 JOB EVALUATION

Within a nationally determined framework, executing authorities may evaluate or re-evaluate any job in their organisation. In terms of the Regulations, all vacancies on salary levels 9 and higher must be evaluated before they are filled. The following table summarises the number of jobs that were evaluated during the year under review. The table also provides statistics on the number of posts that were upgraded or downgraded.

Table 4.5.1 - Job evaluations by salary band for the period 1 April 2022 to 31 March 2023

Salary band	No. of posts on approved establishment	No. of jobs evaluated	% of posts evaluated by salary band	Posts upgraded		Posts downgraded	
				No.	% of posts evaluated	No.	% of posts evaluated
Contract (levels 1–2)	16	0	0	0	0	0	0
Contract (levels 3–5)	6	0	0	0	0	0	0
Contract (levels 6–8)	4	0	0	0	0	0	0
Contract (levels 9–12)	11	0	0	0	0	0	0
Contract (levels 13–16), permanent	3	0	0	0	0	0	0
Other	48	0	0	0	0	0	0
Lower skilled (levels 1–2)	8	0	0	0	0	0	0
Skilled (levels 3–5)	80	0	0	0	0	0	0
Highly skilled production (levels 6–8)	204	0	0	0	0	0	0
Highly skilled supervision (levels 9–12)	269	0	0	0	0	0	0
Senior management (levels 13–16)	69	0	0	0	0	0	0
Total	712	0	0	0	0	0	0

The following table provides a summary of the number of employees whose positions were upgraded due to their posts being upgraded. The number of employees may differ from the number of posts upgraded since not all employees are automatically absorbed into the new posts and some of the upgraded posts could also be vacant.

Table 4.5.2 - Profile of employees whose positions were upgraded due to their posts being upgraded for the period 1 April 2022 to 31 March 2023

Gender	African	Asian	Coloured	White	Total
Female	0	0	0	0	0
Male	0	0	0	0	0
Total	0	0	0	0	0
Employees with a disability					0

The following table summarises the number of cases where remuneration bands exceeded the grade determined by job evaluation. Reasons for the deviation are provided in each case.

Table 4.5.3 - Employees with salary levels higher than those determined by job evaluation by occupation for the period 1 April 2022 to 31 March 2023

Occupation	No. of employees	Job evaluation level	Remuneration level	Reason for deviation
N/A	0	0	0	0
Total No. of employees whose salaries exceeded the level determined by job evaluation				0
Percentage of total employed				0%

The following table summarises the beneficiaries of the above in terms of race, gender and disability.

Table 4.5.4 - Profile of employees with salary levels higher than those determined by job evaluation for the period 1 April 2022 to 31 March 2023

Gender	African	Asian	Coloured	White	Total
Female	0	0	0	0	0
Male	0	0	0	0	0
Total	0	0	0	0	0
Employees with a disability					0

4.6 EMPLOYMENT CHANGES

This section provides information on changes in employment over the financial year. Turnover rates provide an indication of trends in the employment profile of the Department. The following tables provide a summary of turnover rates by salary band and critical occupations (see definition in notes below).

Table 4.6.1 - Annual turnover rates by salary band for the period 1 April 2022 to 31 March 2023

Salary band	No. of employees as at 1 April 2022	Appointments and transfers into Dept.	Terminations and transfers out of Dept.	Turnover rate %
Contract (levels 1–2), permanent	0	18	2	0
Contract (levels 3–5), permanent	6	4	4	66,70
Contract (levels 6–8), permanent	4	3	3	75,00
Contract (levels 9–12), permanent	10	8	7	70,00
Other, permanent	30	36	18	60,00
Contract (Band A), permanent	1	0	0	0
Contract (Band B), permanent	2	0	1	50,00
Contract (Band C), permanent	0	0	0	0
Contract (Band D), permanent	2	1	1	50,00
Lower skilled (levels 1–2), permanent	7	6	5	71,40
Skilled (levels 3–5), permanent	60	2	9	15,00
Highly skilled production (levels 6–8), permanent	142	14	6	4,20
Highly skilled supervision (levels 9–12), permanent	215	8	17	7,90
Senior Management Service Band A, permanent	43	1	1	2,30
Senior Management Service Band B, permanent	12	1	1	8,30
Senior Management Service Band B, temporary	4	0	0	0
Senior Management Service Band C, permanent	2	0	1	50,00
Total	540	102	76	14,10

Table 4.6.2 - Annual turnover rates by critical occupation for the period 1 April 2022 to 31 March 2023

Critical occupation	No. of employees as at 1 April 2022	Appointments and transfers into Dept.	Terminations and transfers out of Dept.	Turnover rate %
Administrative related, permanent	68	0	6	8,80
Archivists, curators and related professionals, permanent	46	5	4	8,70
Auxiliary and related workers, permanent	10	1	2	20,00
Cleaners in offices, workshops hospitals, etc., permanent	9	5	3	33,30
Client information clerks (switchboard, reception, information clerks), permanent	2	2	0	0
Communication and information related, permanent	82	1	4	4,90
Diplomats, permanent	2	1	1	50,00
Engineers and related professionals, permanent	2	1	1	50,00
Finance and economics related, permanent	13	4	4	30,80
Financial and related professionals, permanent	18	5	6	33,30
Financial clerks and credit controllers, permanent	14	1	6	42,90
Food services aids and waiters, permanent	4	2	0	0
Head of Department	1	0	1	100
Human resources and organisational development and related personnel, permanent	2	0	0	0
Human resources clerks, permanent	5	2	0	0
Human resources related, permanent	22	1	1	4,50
Information technology related, permanent	14	2	2	14,30
Internships	30	36	18	60,00
Language practitioners, interpreters and other communication related, permanent	28	4	2	7,10
Legal related, permanent	3	2	1	33,30
Library, mail and related clerks, permanent	6	2	2	33,30

Critical occupation	No. of employees as at 1 April 2022	Appointments and transfers into Dept.	Terminations and transfers out of Dept.	Turnover rate %
Logistical support personnel, permanent	19	2	5	26,30
Material-recording and transport clerks, permanent	4	2	2	50,00
Messengers, porters and deliverers, permanent	7	0	0	0
Other admin. and related clerks and organisers, permanent	0	11	0	0
Other admin. policy and related officers, permanent	7	3	3	42,90
Quantity surveyors and related professions, permanent	1	0	0	0
Risk management and security services, permanent	3	2	1	33,30
Secretaries and other keyboard-operating clerks, permanent	40	3	1	2,50
Security officers, permanent	16	0	0	0
Senior managers, permanent	62	2	0	0
Total	540	102	76	14,10

Notes:

The CORE classification, as prescribed by the DPSA, should be used for completion of this table.

Critical occupations are defined as occupations or subcategories within an occupation—

- in which there is a scarcity of qualified and experienced persons currently or anticipated in the future, either because such skilled persons are not available or they are available but do not meet the applicable employment criteria;
- for which persons require advanced knowledge in a specified subject area or science or learning field and such knowledge is acquired by a prolonged course of study and/or specialised instruction;
- where the inherent nature of the occupation requires consistent exercise of discretion and is predominantly intellectual in nature; and
- in respect of which a department experiences a high degree of difficulty to recruit or retain the services of employees.

The table below identifies the major reasons why staff left the Department.

Table 4.6.3 - Reasons why staff left the Department for the period 1 April 2022 to 31 March 2023

Termination type	Number	% of total resignations	% of total employment	Total	Total employment
Death	2	2,60	0,35	76	566
Resignation, permanent	35	46,10	6,20	76	566
Expiry of contract, permanent	25	32,90	4,40	76	566
Retirement, permanent	10	13,20	1,80	76	566
Dismissal – misconduct, permanent	4	5,30	0,70	76	566
Total	76	100	13,40	76	566

Table 4.6.4 - Granting of employee-initiated severance packages for the period 1 April 2022 to 31 March 2023

Category	No. of applications received	No. of applications referred to MPSA	No. of applications supported by MPSA	No. of packages approved by Department
None				
Total				

Table 4.6.5 - Promotions by salary band for the period 1 April 2022 to 31 March 2023

Occupation	No. of employees at 1 April 2022	Promotions to another salary level	Salary level promotions as % of employees by occupation	Progressions to another notch within salary level	Notch progression as % of employees by occupation
Contract (levels 1–2), temporary	0	0	0	0	0
Contract (levels 3–5), temporary	6	0	0	1	16,70
Contract (levels 6–8), temporary	4	0	0	4	100
Contract (levels 9–12), temporary	10	0	0	1	10,00
Contract (levels 13–16), temporary	4	0	0	2	50,00
Other, permanent	30	0	0	0	0
Lower skilled (levels 1–2), permanent	7	0	0	0	0
Skilled (levels 3–5), permanent	60	0	0	39	65,00
Highly skilled production (levels 6–8), permanent	142	3	2,10	93	65,50

Occupation	No. of employees at 1 April 2022	Promotions to another salary level	Salary level promotions as % of employees by occupation	Progressions to another notch within salary level	Notch progression as % of employees by occupation
Highly skilled supervision (levels 9–12), permanent	215	15	7,00	130	60,50
Senior management (levels 13–16), permanent	61	4	6,55	28	45,90
Total	540	22	4,10	298	55,20

Table 4.6.6 - Promotions by critical occupation for the period 1 April 2022 to 31 March 2023

Salary band	No. of employees at 1 April 2022	Promotions to another salary level	Salary band promotions as % of employees by salary level	Progressions to another notch within salary level	Notch progression as % of employees by salary band
Administrative related, permanent	68	6	7,00	56	82,35
Archivists, curators and related professionals, permanent	46	6	13,00	25	54,30
Auxiliary and related workers, permanent	10	0	0	8	80,00
Cleaners in offices, workshops, hospitals, etc., permanent	9	0	0	5	55,60
Client information clerks (switchboard, reception, information clerks), permanent	2	0	0	2	100
Communication and information related, permanent	82	3	3,70	48	58,50
Diplomats	2	0	0	2	100
Engineers and related professionals, permanent	2	0	0	0	0
Finance and economics related, permanent	13	1	7,70	7	53,80
Financial and related professionals, permanent	18	0	0	8	44,40

Salary band	No. of employees at 1 April 2022	Promotions to another salary level	Salary band promotions as % of employees by salary level	Progressions to another notch within salary level	Notch progression as % of employees by salary band
Financial clerks and credit controllers, permanent	14	0	0	10	71,40
Food services aids and waiters, permanent	4	0	0	2	50,00
General legal admin. and related professionals, permanent	1	0	0	0	0
Human resources and organisational development and related personnel, permanent	2	0	0	1	50,00
Human resources clerks, permanent	5	0	0	5	100
Human resources related, permanent	22	1	4,50	20	90,90
Information technology related	14	0	0	8	57,10
Internships	30	0	0	0	0
Language practitioners, interpreters and other communication related, permanent	28	0	0	8	28,60
Legal related, permanent	3	0	0	2	66,70
Library, mail and related clerks, permanent	6	0	0	4	66,70
Logistical support personnel, permanent	19	0	0	8	42,10
Material-recording and transport clerks, permanent	4	1	25,00	4	100
Messengers, porters and deliverers, permanent	7	0	0	4	57,10
Other admin. and related clerks and organisers, permanent	0	0	0	0	0
Other admin. policy and related officers, permanent	7	1	14,30	3	42,90
Quantity surveyors and related professionals	1	0	0	1	100

Salary band	No. of employees at 1 April 2022	Promotions to another salary level	Salary band promotions as % of employees by salary level	Progressions to another notch within salary level	Notch progression as % of employees by salary band
Risk management and security services, permanent	3	0	0	3	100
Secretaries and other keyboard-operating clerks, permanent	40	0	0	21	62,50
Security officers, permanent	16	0	0	12	75,00
Senior managers, permanent	62	3	4,80	21	33,90
Total	540	22	4,10	298	55,20

4.7 EMPLOYMENT EQUITY

Table 4.7.1 - Total number of employees (including employees with disabilities) in each of the following occupational categories as at 31 March 2023

Occupational category	Male				Female				Total
	African	Coloured	Indian	White	African	Coloured	Indian	White	
Senior officials and managers (13–16)	30	1	0	1	27	2	3	0	64
Professionals (9–12)	94	2	1	6	99	3	1	11	217
Technicians and associated professionals (6–8)	42	1	0	5	95	2	1	8	154
Clerks (3–5)	25	0	0	0	33	0	0	1	59
Unskilled (1–2)	9	0	0	1	14	0	0	0	24
Interns	13	0	0	0	35	0	0	0	48
Total	213	4	1	13	303	7	5	20	566
Employees with disabilities	7	0	0	3	3	0	0	2	15

Table 4.7.2 - Total number of employees (including employees with disabilities) in each of the following occupational bands as at 31 March 2023

Occupational band	Male				Female				Total
	African	Coloured	Indian	White	African	Coloured	Indian	White	
Top management, permanent	1	0	0	0	2	0	1	0	4
Senior management, permanent	26	1	0	1	24	2	2	0	56
Professionally qualified and experienced specialists and mid-management, permanent	90	2	1	6	92	3	1	11	206
Skilled technical and academically qualified workers, junior management, supervisors, foremen and superintendents, permanent	43	1	0	5	92	2	1	8	150
Semi-skilled and discretionary decision making, permanent	23	0	0	0	29	0	0	1	53
Unskilled and defined decision making, permanent	4	0	0	0	4	0	0	0	8
Internship, permanent	13	0	0	0	35	0	0	0	48
Contract (top management), permanent	2	0	0	0	1	0	0	0	3
Contract (senior management), permanent	1	0	0	0	0	0	0	0	1
Contract (professionally qualified), permanent	4	0	0	0	7	0	0	0	11
Contract (skilled technical), permanent	1	0	0	0	3	0	0	0	4
Contract (semi-skilled), permanent	2	0	0	0	4	0	0	0	6
Contract (unskilled), permanent	5	0	0	1	10	0	0	0	16
Total	213	4	1	13	303	7	5	20	566

Table 4.7.3 - Recruitment for the period 1 April 2022 to 31 March 2023

Occupational band	Male				Female				Total
	African	Coloured	Indian	White	African	Coloured	Indian	White	
Top management	0	0	0	0	0	0	0	0	0
Senior management	1	0	0	0	0	0	1	0	2
Professionally qualified and experienced specialists and mid-management, permanent	5	0	0	0	3	0	0	0	8

Occupational band	Male				Female				Total
	African	Coloured	Indian	White	African	Coloured	Indian	White	
Skilled technical and academically qualified workers, junior management, supervisors, foremen and superintendents, permanent	7	0	0	0	7	0	0	0	14
Semi-skilled and discretionary decision making, permanent	1	0	0	0	1	0	0	0	2
Unskilled, permanent	3	0	0	0	3	0	0	0	6
Contract (top management), permanent	1	0	0	0	0	0	0	0	1
Contract (senior management), permanent	0	0	0	0	0	0	0	0	0
Contract (professionally qualified and experienced specialists and mid-management), permanent	5	0	0	0	3	0	0	0	8
Contract (skilled technical and academically qualified workers, junior management, supervisors, foremen and superintendents), permanent	2	0	0	0	1	0	0	0	3
Contract (semi-skilled and discretionary decision making), permanent	1	0	0	0	3	0	0	0	4
Contract (unskilled), permanent	5	0	0	1	12	0	0	0	18
Interns	12	0	0	0	24	0	0	0	36
Total	43	0	0	1	57	0	1	0	102
Employees with disabilities	0	0	0	0	0	0	0	0	0

Table 4.7.4 - Promotions for the period 1 April 2022 to 31 March 2023

Occupational band	Male				Female				Total
	African	Coloured	Indian	White	African	Coloured	Indian	White	
Top management, permanent	0	0	0	0	0	0	0	0	0
Senior management, permanent	1	0	0	0	2	0	0	0	3
Professionally qualified and experienced specialists and mid-management, permanent	0	0	0	0	2	0	0	0	2
Skilled technical and academically qualified workers, junior management, supervisors, foremen and superintendents, permanent	0	0	0	0	3	0	0	0	3

Occupational band	Male				Female				Total
	African	Coloured	Indian	White	African	Coloured	Indian	White	
Semi-skilled and discretionary decision making, permanent	0	0	0	0	0	0	0	0	0
Unskilled and defined decision making, permanent	0	0	0	0	0	0	0	0	0
Contract (senior management), permanent	0	0	0	0	0	0	0	0	0
Contract (professionally qualified), permanent	0	0	0	0	0	0	0	0	0
Contract (skilled technical), permanent	0	0	0	0	0	0	0	0	0
Contract (semi-skilled), permanent	0	0	0	0	0	0	0	0	0
Contract (unskilled), permanent	0	0	0	0	0	0	0	0	0
Total	1	0	0	0	7	0	0	0	8
Employees with disabilities	0	0	0	0	0	0	0	0	0

Table 4.7.5 - Terminations for the period 1 April 2022 to 31 March 2023

Occupational band	Male				Female				Total
	African	Coloured	Indian	White	African	Coloured	Indian	White	
Top management	1	0	0	0	0	0	0	0	1
Senior management	2	0	0	0	0	0	0	0	2
Professionally qualified and experienced specialists and mid-management, permanent	5	1	0	0	5	0	0	6	17
Skilled technical and academically qualified workers, junior management, supervisors, foremen and superintendents, permanent	2	0	0	1	2	0	0	1	6
Semi-skilled and discretionary decision making	4	0	0	0	5	0	0	0	9
Unskilled	0	0	0	0	5	0	0	0	5
Interns	8	0	0	0	10	0	0	0	18
Contract (top management), permanent	1	0	0	0	0	0	0	0	1
Contract (senior management), permanent	1	0	0	0	0	0	0	0	1
Contract (professionally qualified), permanent	4	0	0	0	3	0	0	0	7
Contract (skilled technical), permanent	2	0	0	0	1	0	0	0	3
Contract (semi-skilled), permanent	0	0	0	0	4	0	0	0	4
Contract (unskilled), permanent	0	0	0	0	2	0	0	0	2

Occupational band	Male				Female				Total
	African	Coloured	Indian	White	African	Coloured	Indian	White	
Total	30	1	0	1	37	0	0	7	76
Employees with disabilities	0	0	0	0	0	0	0	0	0

Table 4.7.6 - Disciplinary action for the period 1 April 2022 to 31 March 2023

Disciplinary action	Male				Female				Total
	African	Coloured	Indian	White	African	Coloured	Indian	White	
Violation of protected disclosure and gross insubordination	0	0	0	0	0	0	0	0	0
Financial misconduct/irregular expenditure	0	0	0	0	0	0	0	0	0
Irregular expenditure and issuing of unlawful instruction to subordinate	0	0	0	0	0	0	0	0	0
TOTAL	0	0	0	0	0	0	0	0	0

Table 4.7.7 - Skills development for the period 1 April 2022 to 31 March 2023

Occupational category	Male				Female				Total
	African	Coloured	Indian	White	African	Coloured	Indian	White	
Legislators, senior officials and managers	16	0	0	0	22	0	2	0	40
Professionals	47	1	0	0	48	3	0	3	102
Technicians and associated professionals	12	0	0	5	36	0	1	3	57
Clerks	15	0	0	1	27	1	0	1	45
Elementary occupations	9	1	0	0	40	0	0	0	50
Total	99	2	0	6	173	4	3	7	294
Employees with disabilities	0	0	0	0	4	0	0	1	5

4.8 SIGNING OF PERFORMANCE AGREEMENTS BY SMS MEMBERS

All members of the SMS must conclude and sign performance agreements within specific time frames. Information regarding the signing of performance agreements by SMS members, the reasons for not complying within the prescribed time frames and disciplinary steps taken is presented here.

Table 4.8.1 - Signing of performance agreements by SMS members as at 31 May 2022

SMS level	Total No. of funded SMS posts	Total No. of SMS members	Total No. of signed performance agreements	Signed performance agreements as % of total No. of SMS members
Director-General/ Head of Dept.	1	1	0	0
Salary level 16	2	2	2	3,07
Salary level 15	4	4	4	6,15
Salary level 14	14	14	14	21,53
Salary level 13	44	44	44	67,69
Total	65	65	64	98,46

Note:

In the event of a national or provincial election occurring within the first three months of a financial year, all members of the SMS must conclude and sign their performance agreements for that financial year within three months following the month in which the elections took place. For example, if elections took place in April, the reporting date in the heading of the table above should change to 31 July 2022.

Table 4.8.2 - Reasons for not having concluded performance agreements for all SMS members as at 31 May 2022

Reasons
The Director-General was still negotiating the content of his performance agreement with the executing authority on 31 May 2022. His employment contract eventually expired on 31 August 2022

Note:

The reporting date in the heading of this table should be aligned with that of Table 4.8.1 (May/August).

Table 4.8.3 - Disciplinary steps taken against SMS members for not having concluded performance agreements as at 31 May 2022.

Disciplinary steps taken
None

Note:

The reporting date in the heading of this table should be aligned with that of Table 4.8.1.

4.9 PERFORMANCE REWARDS

To encourage good performance, the Department has granted the following performance rewards during the year under review. The information is presented in terms of race, gender, disability, salary bands and critical occupations (see definition in notes below).

Table 4.9.1 - Performance rewards by race, gender and disability for the period 1 April 2021 to 31 March 2022

Race and gender	Beneficiary profile			Cost	
	No. of beneficiaries	No. of employees	% of total within group	Cost (R'000)	Average cost per employee (R)
African					
Male	0	213	0	0	0
Female	0	267	0	0	0
Asian					
Male	0	0	0	0	0
Female	0	5	0	0	0
Coloured					
Male	0	4	0	0	0
Female	0	11	0	0	0
Total: black males	0	217	0	0	0
Total: black females	0	283	0	0	0
White					
Male	0	12	0	0	0
Female	0	17	0	0	0
Employees with a disability	0	15	0	0	0
Total	0	544	0	0	0

Note: total includes SMS.

Table 4.9.2 - Performance rewards by salary band for employees below SMS for the period 1 April 2021 to 31 March 2022

Race and gender	Beneficiary profile			Cost	
	No. of beneficiaries	No. of employees	% of total within salary bands	Total cost (R'000)	Average cost per employee (R)
Lower skilled (levels 1–2)	0	7	0	0	0
Skilled (levels 3–5)	0	51	0	0	0
Highly skilled production (levels 6–8)	0	146	0	0	0
Highly skilled supervision (levels 9–12)	0	202	0	0	0
Other	0	28	0	0	0
Contract (levels 1–2)	0	17	0	0	0
Contract (levels 3–5)	0	7	0	0	0
Contract (levels 6–8)	0	9	0	0	0
Contract (levels 9–12)	0	12	0	0	0
Total	0	479	0	0	0

Note: only levels 1-12

Table 4.9.3 - Performance rewards by critical occupation for the period 1 April 2021 to 31 March 2022

Race and gender	Beneficiary profile			Cost	
	No. of beneficiaries	No. of employees	% of total occupation	Cost (R'000)	Average cost per beneficiary (R)
Administrative related, permanent	0	66	0	0	0
Architects, town and traffic planners, permanent	0	0	0	0	0
Archivists, curators and related professionals, permanent	0	42	0	0	0
Auxiliary and related workers, permanent	0	0	0	0	0
Cleaners in offices, workshops, hospitals, etc., permanent	0	20	0	0	0
Client information clerks (switchboard, reception, information clerks), permanent	0	2	0	0	0
Communication and information related, permanent	0	80	0	0	0

Race and gender	Beneficiary profile			Cost	
	No. of beneficiaries	No. of employees	% of total occupation	Cost (R'000)	Average cost per beneficiary (R)
Community development workers, permanent	0	5	0	0	0
Custodian personnel, permanent	0	1	0	0	0
Diplomats, permanent	0	2	0	0	0
Engineers and related professionals, permanent	0	2	0	0	0
Finance and economics related, permanent	0	14	0	0	0
Financial and related professionals, permanent	0	14	0	0	0
Financial clerks and credit controllers, permanent	0	12	0	0	0
Food services aids and waiters, permanent	0	4	0	0	0
General legal admin. and related professionals, permanent	0	2	0	0	0
Head of Department/Chief Executive Officer, permanent	0	1	0	0	0
Human resources and organisational development and related, permanent	0	16	0	0	0
Human resources clerks, permanent	0	7	0	0	0
Human resources related, permanent	0	15	0	0	0
Information technology related, permanent	0	3	0	0	0
Language practitioners, interpreters and other communication related, permanent	0	11	0	0	0
Legal related, permanent	0	3	0	0	0
Library, mail and related clerks, permanent	0	12	0	0	0
Logistical support personnel, permanent	0	3	0	0	0
Material-recording and transport clerks, permanent	0	7	0	0	0
Messengers, porters and deliverers, permanent	0	13	0	0	0
Other admin. and related clerks and organisers, permanent	0	50	0	0	0
Other admin. policy and related officers, permanent	0	9	0	0	0
Other information technology personnel, permanent	0	13	0	0	0



Race and gender	Beneficiary profile			Cost	
	No. of beneficiaries	No. of employees	% of total occupation	Cost (R'000)	Average cost per beneficiary (R)
Risk management and security services, permanent	0	6	0	0	0
Secretaries and other keyboard-operating clerks, permanent	0	41	0	0	0
Security officers, permanent	0	11	0	0	0
Senior managers, permanent	0	43	0	0	0
Total	0	544	0	0	0

Notes:

- The CORE classification, as prescribed by the DPSA, should be used for completion of this table.
- Critical occupations are defined as occupations or subcategories within an occupation–
 - (a) in which there is a scarcity of qualified and experienced persons currently or anticipated in the future, either because such skilled persons are not available or they are available but do not meet the applicable employment criteria;
 - (b) for which persons require advanced knowledge in a specified subject area or science or learning field and such knowledge is acquired by a prolonged course of study and/or specialised instruction;
 - (c) where the inherent nature of the occupation requires consistent exercise of discretion and is predominantly intellectual in nature; and
 - (d) in respect of which a department experiences a high degree of difficulty to recruit or retain the services of employees.

Table 4.9.4 – Performance-related rewards (cash bonus), by salary band for SMS for the period 1 April 2021 to 31 March 2022

Salary band	Beneficiary profile			Cost		Total cost as % of total personnel cost	Personnel cost SMS (R)
	No. of beneficiaries	No. of employees	% of total within salary bands	Total cost (R)	Average cost per employee (R)		
Band A	0	44	0	0	0	0	0
Band B	0	14	0	0	0	0	0
Band C	0	4	0	0	0	0	0
Band D	0	3	0	0	0	0	0
Total	0	65	0	0	0	0	0

4.10 FOREIGN WORKERS

The tables below summarise the employment of foreign nationals in the Department in terms of salary band and major occupation.

Table 4.10.1 - Foreign workers by salary band for the period 1 April 2022 to 31 March 2023

Salary band	1 April 2022		31 March 2023		Change	
	Number	% of total	Number	% of total	Number	% change
Lower skilled	0	0	0	0	0	0
Highly skilled production (levels 6–8)	0	0	0	0	0	0
Highly skilled supervision (levels 9–12)	0	0	0	0	0	0
Contract (levels 9–12)	0	0	0	0	0	0
Contract (levels 13–16)	0	0	0	0	0	0
Total	0	0	0	0	0	0

Table 4.10.2 - Foreign workers by major occupation for the period 1 April 2022 to 31 March 2023

Salary band	1 April 2022		31 March 2023		Change	
	Number	% of total	Number	% of total	Number	% change
Professionals and managers	0	0	0	0	0	0
Total	0	0	0	0	0	0

4.11 LEAVE UTILISATION

The Public Service Commission identified the need for careful monitoring of sick leave within the Public Service. The following tables provide an indication of the use of sick leave and disability leave. In both cases, the estimated cost of the leave is also provided.

Table 4.11.1 - Sick leave for the period 1 January 2022 to 31 December 2022

Salary band	Total No. of days	% days with medical certificate	No. of employees using sick leave	% of total employees using sick leave	Average No. of days per employee	Estimated cost (R'000)	Total No. of employees using sick leave	Total No. of days with medical certificate
Contract (levels 1–2)	19	78,90	7	1,70	3	11	410	15
Contract (levels 3–5)	10	50,00	2	0,50	5	9	410	5
Contract (levels 6–8)	34	85,30	5	1,20	7	47	410	29
Contract (levels 9–12)	26	96,20	5	1,20	5	89	410	25
Contract (levels 13–16)	7	42,90	1	0,20	7	30	410	3
Contract, other	89	68,50	22	5,40	4	34	410	61
Lower skilled (levels 1–2)	74	95,90	6	1,50	12	48	410	71
Skilled (levels 3–5)	414	73,20	49	12,00	8	380	410	303
Highly skilled production (levels 6–8)	1 130	81,90	126	30,70	9	1 793	410	925
Highly skilled supervision (levels 9–12)	1 283,50	84,80	156	38,00	8	3 611	410	1 088
Senior management (levels 13–16)	273	90,10	31	7,60	9	1 284	410	246
Total	3 359,50	82,50	410	100	8	7 336	410	2 771

Table 4.11.2 - Disability leave (temporary and permanent) for the period 1 January 2022 to 31 December 2022

Salary band	Total No. of days	% days with medical certificate	No. of employees using disability leave	% of total employees using disability leave	Average No. of days per employee	Estimated cost (R'000)	Total No. of days with medical certificate	Total No. of employees using disability leave
Skilled (levels 3–5)	0	0	0	0	0	0	0	0
Highly skilled production (levels 6–8)	46	100	3	37,50	15	82	46	8
Highly skilled supervision (levels 9–12)	103	100	4	50,00	26	343	103	8
Senior management (levels 13–16)	93	100	1	12,50	93	488	93	8
Total	242	100	8	100	30	913	242	8

The table below summarises the utilisation of annual leave. The wage agreement concluded with trade unions in the PSCBC in 2000 requires management of annual leave to prevent high levels of accrued leave being paid at the time of termination of service.

Table 4.11.3 - Annual leave for the period 1 January 2022 to 31 December 2022

Salary band	Total No. of days taken	No. of employees using annual leave	Average No. of days per employee
Contract (levels 1–2)	71	15	5
Contract (levels 3–5)	80	8	10
Contract (levels 6–8)	124	10	12
Contract (levels 9–12)	196	14	14
Contract (levels 13–16)	70	6	12
Contract, other	672	60	11
Lower skilled (levels 1–2)	227	7	32
Skilled (levels 3–5)	1 395	223	25
Highly skilled production (levels 6–8)	3 904	151	26
Highly skilled supervision (levels 9–12)	5 557,75	223	25
Senior management (levels 13–16)	1 399	59	24
Other	43	1	43
Total	13 738,75	609	23

Table 4.11.4 - Capped leave for the period 1 January 2022 to 31 December 2022

Salary band	Total No. of days of capped leave taken	No. of employees using capped leave	Average No. of days taken per employee	Average capped leave per employee as at 31 March 2022
Lower skilled (levels 1–2)	0	0	0	0
Skilled (levels 3–5)	1	1	1	24
Highly skilled production (levels 6–8)	0	0	0	0
Highly skilled supervision (levels 9–12)	2	1	2	27
Senior management (levels 13–16)	3	2	2	37
Total	6	4	2	30

The following table summarises payments made to employees for leave that was not taken.

Table 4.11.5 - Leave pay-outs for the period 1 April 2022 to 31 March 2023

Reason	Total amount (R'000)	No. of employees	Average per employee (R'000)
Annual – discounting with resignation (working days)	639	18	36
Annual – discounting with contract expiry (working days)	0	0	0
Annual – discounting unused vacation credits (working days)	0	0	0
Annual – gratuity: death/retirement/medical retirement (working days)	636	10	64
Capped – gratuity: death/retirement/medical retirement (working days)	893	5	179
Total	2 168	33	66

4.12 HIV/AIDS AND HEALTH PROMOTION PROGRAMMES

Table 4.12.1 - Steps taken to reduce the risk of occupational exposure

Units/categories of employees identified to be at high risk of contracting HIV and related diseases (if any)	Key steps taken to reduce the risk
Cleaners	They are encouraged to wear protective gloves when cleaning blood or any bodily fluids and to wash their hands with soap and water. Keep cleaning equipment in restricted areas.

Table 4.12.2 - Details of health promotion and HIV/Aids programmes

Question	Yes	No	Details, if yes
Has the Department designated a member of the SMS to implement the provisions contained in Part VI E of Chapter 1 of the Public Service Regulations, 2001? If so, provide his/her name and position.	YES		Ms Siphelele Sifunda, Director: Employee Relations, Health and Wellness
Does the Department have a dedicated unit or has it designated specific staff members to promote the health and well-being of your employees? If so, indicate the number of employees who are involved in this task and the annual budget that is available for this purpose.	YES		6
Has the Department introduced an Employee Assistance or Health Promotion Programme for your employees? If so, indicate the key elements/services of this Programme.	YES		The Employee Health and Wellness Unit is a subdirectorate under HRM. Its main responsibility is to promote employee health and wellness by encouraging employees to participate in activities such as the gym, aerobics and health screenings during wellness days; posting health promotion educational material through DSAC Alert; and providing counselling and psychosocial support to employees by registered health professionals in the Unit.

Question	Yes	No	Details, if yes
Has the Department established (a) committee(s) as contemplated in Part VI E.5 (e) of Chapter 1 of the Public Service Regulations, 2001? If so, please provide the names of the members of the committee and the stakeholder(s) that they represent.		NO	
Has the Department reviewed its employment policies and practices to ensure that these do not unfairly discriminate against employees on the basis of their HIV status? If so, list the employment policies/practices so reviewed.	YES		<p>The following policies have been reviewed and approved:</p> <ul style="list-style-type: none"> • Management of HIV/AIDS, TB, STI and TB Policy and Procedure, • Workplace Wellness Management Policy, • Workplace Health and Productivity Management Policy, • Hospitalisation, Trauma and Bereavement Policy and Procedure.
Has the Department introduced measures to protect HIV-positive employees or those perceived to be HIV-positive from discrimination? If so, list the key elements of these measures.	YES		<p>The Employee Health and Wellness Unit has developed the Management of HIV/AIDS, TB, STI and TB Policy and Procedure, which promotes the prevention of unfair discrimination against employees based on their HIV status. The policy states that “any grievance or non-compliance relating to the application of this policy will be dealt with in terms of the Public Service disciplinary procedure”.</p> <p>HIV-positive employees or those perceived to be HIV-positive are also protected from discrimination by distributing educational materials that address the issue of discrimination because of one’s HIV/AIDS status via an internal communication channel (DSAC Alert).</p> <p>During World AIDS Day, HIV/AIDS activists/motivational speakers are invited to educate DSAC employees about living with HIV/AIDS and how to support their families, colleagues and friends who are living with HIV.</p>
Does the Department encourage its employees to undergo voluntary counselling and testing? If so, list the results that you have achieved.	YES		<p>DSAC employees are encouraged to do voluntary HIV counselling and testing (HCT) by posting educational material on the importance of knowing one’s HIV status.</p> <p>Wellness Days were held in March 2023, and June and September 2022.</p> <p>The number of DSAC employees who have done HCT is as follows:</p> <p>March = 34 employees tested and all were negative [-VE]</p> <p>June = 86 employees were tested, 2 officials tested positive [+VE] and 84 were -VE</p> <p>September = 49 employees were screened and all were -VE.</p>
Has the Department developed measures/indicators to monitor and evaluate the impact of its health promotion programme? If so, list these measures/indicators.		NO	

4.13 LABOUR RELATIONS

Table 4.13.1 - Collective agreements for the period 1 April 2022 to 31 March 2023

Total number of collective agreements	0
--	----------

The following table summarises the outcome of disciplinary hearings conducted within the Department for the year under review.

Table 4.13.2 - Misconduct and disciplinary hearings finalised for the period 1 April 2022 to 31 March 2023

Outcomes of disciplinary hearings	Number	% of total
Corrective counselling	1	12.5
Verbal warning	0	0
Written warning	4	50
Final written warning/suspended without pay	1	12.5
Fine	0	0
Demotion	0	0
Dismissal	1	12.5
Not guilty	1	12.5
Case withdrawn	0	0
Total	8	100

Table 4.13.3 - Types of misconduct addressed at disciplinary hearings for the period 1 April 2022 to 31 March 2023

Type of misconduct	Number	% of total
Violation of protected disclosure and gross insubordination	0	0
Financial misconduct/irregular expenditure	0	0
Irregular expenditure and issuing of unlawful instruction to subordinate	0	0
Total	0	0

Table 4.13.4 - Grievances lodged for the period 1 April 2022 to 31 March 2023

Grievances	Number	% of total	Total
No. of grievances resolved	5	62,5	100%
No. of grievances not resolved	3	37,5	100%
Total number of grievances lodged	8	100	100%

Table 4.13.5 - Disputes lodged with councils for the period 1 April 2022 to 31 March 2023

Disputes	Number	% of total
Total number of disputes lodged	7	100

Table 4.13.6 - Strike action for the period 1 April 2022 to 31 March 2023

Total No. of working days lost	0
Total cost of working days lost (R'000)	0
Amount recovered as a result of no work, no pay (R'000)	0

Table 4.13.7 - Precautionary suspensions for the period 1 April 2022 and 31 March 2023

No. of people suspended	0
No. of people whose suspension exceeded 30 days	0
Average No. of days suspended	0
Cost of suspension (R'000)	0

4.14 SKILLS DEVELOPMENT

This section highlights the efforts of the Department with regard to skills development.

Table 4.14.1 - Training needs identified for the period 1 April 2022 to 31 March 2023

Occupational category	Gender	No. of employees at 1 April 2022	Training needs identified at beginning of reporting period			
			Learnerships	Skills programmes and other short courses	Other forms of training	Total
Legislators, senior officials and managers	Female	30	0	5	0	5
	Male	36	0	6	0	6
Professionals	Female	119	0	47	0	47
	Male	104	0	43	0	43
Technicians and associated professionals	Female	101	0	61	0	61
	Male	48	0	28	0	28
Clerks	Female	40	0	22	0	22
	Male	26	0	15	0	15
Elementary occupations	Female	5	0	8	0	8
	Male	2	0	3	0	3
Interns	Female	24	0	0	0	0
	Male	5	0	0	0	0
Gender subtotals	Female	319	0	143	0	143
	Male	221	0	95	0	95
Total		540	0	238	0	238

Table 4.14.2 - Training provided for the period 1 April 2022 to 31 March 2023

Occupational category	Gender	No. of employees at 1 April 2022	Training needs identified at beginning of reporting period			
			Learnerships	Skills programmes and other short courses	Other forms of training	Total
Legislators, senior officials and managers	Female	30	0	24	0	24
	Male	36	0	16	0	16
Professionals	Female	119	0	54	0	54
	Male	104	0	48	0	48
Technicians and associated professionals	Female	101	0	40	0	40
	Male	48	0	17	0	17

Occupational category	Gender	No. of employees at 1 April 2022	Training needs identified at beginning of reporting period			
			Learnerships	Skills programmes and other short courses	Other forms of training	Total
Clerks	Female	40	0	29	0	29
	Male	26	0	16	0	16
Elementary occupations	Female	5	0	40	0	40
	Male	2	0	10	0	10
Interns	Female	24	0	0	0	0
	Male	5	0	0	0	0
Gender subtotals	Female	319	0	187	0	187
	Male	221	0	107	0	107
Total		540	0	294	0	294

4.15 INJURY ON DUTY

The following tables provide basic information on injury on duty.

Table 4.15.1 Injury on duty for the period 1 April 2022 to 31 March 2023

Nature of injury on duty	Number	% of total
Required basic medical attention only	0	0
Temporary total disablement	0	0
Permanent disablement	0	0
Fatal	0	0
Total	0	0

4.16 USE OF CONSULTANTS

The following tables relate information on the use of consultants in the Department. In terms of the Public Service Regulations, 'consultant' means a natural or juristic person or a partnership who or which, in terms of a specific contract, on an ad hoc basis provides any of the following professional services to a department against remuneration received from any source:

- (a) the rendering of expert advice;
- (b) the drafting of proposals for the execution of specific tasks; and
- (c) the execution of a specific task which is of a technical or intellectual nature, but excludes an employee of a department.

Table 4.16.1 - Consultant appointments using appropriated funds for the period 1 April 2022 to 31 March 2023

Project title	Total No. of consultants who worked on project	Duration (working days)	Contract value in Rand
N/A	-	-	-

Total No. of projects	Total No. of individual consultants	Total duration (working days)	Total contract value in Rand
N/A	-	-	-

Table 4.16.2 - Analysis of consultant appointments using appropriated funds in terms of historically disadvantaged individuals (HDI) for the period 1 April 2022 to 31 March 2023

Project title	% ownership by HDI groups	% management by HDI groups	No. of consultants from HDI groups who worked on project
N/A	-	-	-

Table 4.16.3 - Consultant appointments using donor funds for the period 1 April 2022 to 31 March 2023




Project title	Total No. of consultants who worked on project	Duration (working days)	Donor and contract value in Rand
N/A	-	-	-

Total No. of projects	Total No. of individual consultants	Total duration (working days)	Total contract value in Rand
N/A	-	-	-



PART E

5. PFMA Compliance Report

-  5.1 Information on Irregular, Fruitless and Wasteful, Unauthorised Expenditure and Material Losses 156
-  5.2 Information on late and / or non-payment of suppliers 159
-  5.3 Information on Supply Chain Management 160





Inspiring A Nation Of Winners

5.1 INFORMATION ON IRREGULAR, FRUITLESS AND WASTEFUL, UNAUTHORISED AND WASTEFUL EXPENDITURE AND MATERIAL LOSSES

5.1.1 Irregular expenditure

(a) Reconciliation of irregular expenditure

Description	2022/2023	2021/22
	R'000	R'000
Opening balance	451 071	389 949
Add: irregular expenditure confirmed	0	61 121
Less: irregular expenditure condoned	0	0
Less: irregular expenditure not condoned and removed	0	0
Less: irregular expenditure recoverable	0	0
Less: irregular expenditure not recovered and written off	0	0
Closing balance	451 071	451 071

Reconciling notes

Description	2022/2023	2021/22
	R'000	R'000
Irregular expenditure that was under assessment in 2021/22	0	0
Irregular expenditure that relates to 2021/22 and identified in 2022/23	0	0
Irregular expenditure for the current year	0	61 121
Total	0	61 121

(b) Details of current and previous year irregular expenditure (under assessment, determination, and investigation)

Description ¹	2022/2023	2021/22
	R'000	R'000
Irregular expenditure under assessment	7 189	160
Irregular expenditure under determination	0	61 121
Irregular expenditure under investigation	0	0
Total²	7 189	61 281

The irregular expenditure under assessment relates to the supplier who scored the highest points during the evaluation process but was not awarded due to the price offered not market-related and deviation which was found not be justifiable. The department has lodged a dispute with National Treasury to assess if meets the requirements to be disclosed as irregular expenditure.

(c) Details of current and previous year irregular expenditure condoned

Description	2022/2023	2021/22
	R'000	R'000
Irregular expenditure condoned	0	0
Total	0	0

(d) Details of current and previous year irregular expenditure removed – (not condoned)

Irregular expenditure NOT condoned and removed	2022/2023	2021/22
	R'000	R'000
Irregular expenditure NOT condoned and removed	0	0
Total	0	0

(e) Details of current and previous year irregular expenditure recovered

Irregular expenditure NOT condoned and removed	2022/2023	2021/22
	R'000	R'000
Irregular expenditure recovered	0	0
Total	0	0

(f) Details of current and previous year irregular expenditure written off (irrecoverable)

Description	2022/2023	2021/22
	R'000	R'000
Irregular expenditure written off	0	0
Total	0	0

Additional disclosure relating to inter-institutional arrangements

(g) Details of non-compliance cases where an institution is involved in an inter institutional arrangement (where such institution is not responsible for the non-compliance)

Description
None
Total

(h) Details of non-compliance cases where an institution is involved in an inter-institutional arrangement (where such institution is responsible for the non-compliance)

Description	2022/2023	2021/22
	R'000	R'000
None	0	0
Total	0	0

(i) Details of current and previous year disciplinary or criminal steps taken as a result of irregular expenditure

Description
None

5.1.2 Fruitless and wasteful expenditure

(a) Reconciliation of fruitless and wasteful expenditure

Description	2022/2023	2021/22
	R'000	R'000
Opening balance	70 887	84 888
Add: fruitless and wasteful expenditure confirmed	0	0
Less: fruitless and wasteful expenditure written off	0	(14 001)
Less: fruitless and wasteful expenditure recoverable	0	0
Closing balance	70 887	70 887

(b) Details of current and previous year fruitless and wasteful expenditure (under assessment, determination, and investigation)

Description ³	2022/2023	2021/22
	R'000	R'000
Fruitless and wasteful expenditure under assessment	0	0
Fruitless and wasteful expenditure under determination	0	0
Fruitless and wasteful expenditure under investigation	0	0
Total⁴	0	0

(c) Details of current and previous year fruitless and wasteful expenditure recovered

Description	2022/2023	2021/22
	R'000	R'000
Fruitless and wasteful expenditure recovered	0	0
Total	0	0

³ Group similar items⁴ Total unconfirmed fruitless and wasteful expenditure (assessment), losses (determination), and criminal conduct (investigation)

(d) Details of current and previous year fruitless and wasteful expenditure not recovered and written off

Description	2022/2023	2021/22
	R'000	R'000
Fruitless and wasteful expenditure written off	0	0
Total	0	0

(e) Details of current and previous year disciplinary or criminal steps taken as a result of fruitless and wasteful expenditure

Description
None

5.1.3 Unauthorised expenditure

(a) Reconciliation of unauthorised expenditure

Description	2022/2023	2021/22
	R'000	R'000
Opening balance	0	0
Add: unauthorised expenditure confirmed	0	0
Less: unauthorised expenditure approved with funding	0	0
Less: unauthorised expenditure approved without funding	0	0
Less: unauthorised expenditure recoverable	0	0
Less: unauthorised not recovered and written off ⁶	0	0
Closing balance	0	0

Reconciling notes

Description	2022/2023	2021/22
	R'000	R'000
Unauthorised expenditure that was under assessment in 2021/22	0	0
Unauthorised expenditure that relates to 2021/22 and identified in 2022/23	0	0
Unauthorised expenditure for the current year	0	0
Total	0	0

(b) Details of current and previous year unauthorised expenditure (under assessment, determination, and investigation)

Description ⁶	2022/2023	2021/22
	R'000	R'000
Unauthorised expenditure under assessment	0	0
Unauthorised expenditure under determination	0	0
Unauthorised expenditure under investigation	0	0
Total⁷	0	0

5.1.4 Additional disclosure relating to material losses in terms of PFMA section 40(3)(b)(i) and (iii)

(a) Details of current and previous year material losses through criminal conduct

Material losses through criminal conduct	2022/2023	2021/22
	R'000	R'000
Theft	0	0
Other material losses	0	0
Less: recovered	0	0
Less: not recovered and written off	0	0
Total	0	0

⁶ This amount may only be written off against available savings⁶ Group similar items⁷ Total unconfirmed fruitless and wasteful expenditure (assessment), losses (determination), and criminal conduct (investigation)

(b) Details of other material losses

Nature of other material losses	2022/2023	2021/22
	R'000	R'000
None	0	0
Total	0	0

(c) Other material losses recovered

Nature of losses	2022/2023	2021/22
	R'000	R'000
None	0	0
Total	0	0

(d) Other material losses written off

Nature of losses	2022/2023	2021/22
	R'000	R'000
None	0	0
Total	0	0

5.2 INFORMATION ON LATE AND/OR NON-PAYMENT OF SUPPLIERS

Description	Number of invoices	Consolidated value
		R'000
Valid invoices received	7 638	680 928
Invoices paid within 30 days or agreed period	7 638	680 928
Invoices paid after 30 days or agreed period	0	0

Description	Number of invoices	Consolidated value
		R'000
Invoices older than 30 days or agreed period (unpaid and without dispute)	0	0
Invoices older than 30 days or agreed period (unpaid and in dispute)	0	0



5.3 INFORMATION ON SUPPLY CHAIN MANAGEMENT

5.3.1 Procurement by other means

Project description	Name of supplier	Type of procurement by other means	Contract number	Value of contract R'000
Emergency provision for repairing a burst pipe at the back of the building and a leaking geyser	Mmoloki Trading 14	Emergency procurement	OR-018778	95
Renewing the digital signatures licences	Lawtrust/Altron Security	Sole supplier	OR-018485	752
Unblocking pipes and cleaning of sewage spillage	Keole Trading Enterprise 14	Emergency procurement	OR-018601	79
Procuring Netball World Cup T-shirts	Netball South Africa	Sole supplier	OR-018219	1 381
Implementing system enhancements to IT system and providing technical support	Head South Africa	Sole supplier	OR-018486	514
Supplying sport equipment and attire for the School Summer Championships	XCO Group	Deviation	OR-018037	2 485
Procuring six stadium parameter advertising boards for vaccination social mobilisation drive message	World Wide Sports	Sole supplier	2427111	29
Total				5 335

5.3.2 Contract variations and expansions

Project description	Name of supplier	Contract modification type (expansion or variation)	Contract number	Original contract value	Value of previous contract expansion/s or variation/s (if applicable)	Value of current contract expansion or variation
				R'000	R'000	R'000
Maintenance support for asset management system	Kreston SA Pretoria	Variation	OR-018055	407		60
Support for athletes wellness programme	Indingliz Advertising and Marketing	Expansion	OR-017969	14 912		2 237
Continuation of construction on legacy projects	Risimati Engineers	Variation	OR-018552	25 746	9 797	16 380
Living human treasures book project	Flow Communications	Variation	OR-018467	2 947		74
Support for athletes wellness programme	Indingliz Advertising and Marketing	Variation	OR-017969	14 912	2,237	400
Total						19 151

PART F

6. Financial Information

 6.1 Report of the Auditor-General 163

 6.2 Annual Financial Statements 170



sport, arts & culture

Department:
Sport, Arts and Culture
REPUBLIC OF SOUTH AFRICA



Inspiring A Nation Of Winners

6.1 REPORT OF THE AUDITOR-GENERAL TO PARLIAMENT ON VOTE NO.37: DEPARTMENT OF SPORT, ARTS AND CULTURE

Report on the audit of the financial statements

Opinion

1. I have audited the financial statements of the Department of Sport, Arts and Culture set out on pages 170 to 246, which comprise the appropriation statement, statement of financial position as at 31 March 2023, statement of financial performance, statement of changes in net assets and cash flow statement/ statement of cash flows for the year then ended, as well as notes to the financial statements, including a summary of significant accounting policies.
2. In my opinion, the financial statements present fairly, in all material respects, the financial position of the Department of Sport, Arts and Culture as at 31 March 2023, and its financial performance and cash flows for the year then ended in accordance with the Modified Cash Standard (MCS) and the requirements of the Public Finance Management Act 1 of 1999 (PFMA) and the Division of Revenue Act 5 of 2022 (Dora).

Basis for opinion

3. I conducted my audit in accordance with the International Standards on Auditing (ISAs). My responsibilities under those standards are further described in the responsibilities of the auditor-general for the audit of the financial statements section of my report.
4. I am independent of the department in accordance with the International Ethics Standards Board for Accountants' International code of ethics for professional accountants (including International Independence Standards) (IESBA code) as well as other ethical requirements that are relevant to my audit in South Africa. I have fulfilled my other ethical responsibilities in accordance with these requirements and the IESBA code.
5. I believe that the audit evidence I have obtained is sufficient and appropriate to provide a basis for my opinion.

Emphasis of matter

6. I draw attention to the matter below. My opinion is not modified in respect of this matter.

Contingent Liabilities

7. With reference to contingent liabilities of R212 923 000 as disclosed in note 24 to the financial statements, the department is the defendant in various claims and lawsuits, which they are opposing. The ultimate outcome of these matters could not be determined and no provision for any liability that may result was made in the financial statements.

Other matters

8. I draw attention to the matters below. My opinion is not modified in respect of these matters.

Unaudited supplementary schedules

9. The supplementary information set out on pages 249 to 270 does not form part of the financial statements and is presented as additional information. I have not audited these schedules and, accordingly, I do not express an opinion on them.

National Treasury Instruction No.4 of 2022-23: PFMA Compliance and reporting framework

10. On 23 December 2022, the National Treasury issued Instruction No.4 of 2022-23, which came into effect on 3 January 2023, in terms of section 76(1)(b), (e) and (f), 2(e) and (4)(a) and (c) of the PFMA. The instruction note deals with the PFMA compliance and reporting framework and addresses, amongst others, the disclosure of unauthorised expenditure, irregular expenditure and fruitless and wasteful expenditure. Irregular expenditure and fruitless and wasteful expenditure incurred in prior financial years and not yet addressed no longer need to be disclosed in either the annual report or the disclosure notes to the annual financial statements. Only the current year and prior year figures are disclosed in note 22 to the financial statements of the Department of Sport, Arts and Culture. Movements in respect of irregular expenditure and fruitless and wasteful expenditure also no longer need to be disclosed in the notes to the annual financial statements. The disclosure of these movements (e.g. condoned, recoverable, removed, written off, under assessment, under determination and under investigation) is now included as part of the other information in the annual report of the Department of Sport, Arts and Culture.

11. I do not express an opinion on the disclosure of irregular expenditure and fruitless and wasteful expenditure in the annual report.

Responsibilities of the accounting officer for the financial statements

12. The accounting officer is responsible for the preparation and fair presentation of the financial statements in accordance with the MCS and the requirements of the PFMA and Dora; and for such internal control as the accounting officer determines is necessary to enable the preparation of financial statements that are free from material misstatement, whether due to fraud or error.
13. In preparing the financial statements, the accounting officer is responsible for assessing the department's ability to continue as a going concern; disclosing, as applicable, matters relating to going concern; and using the going concern basis of accounting unless the appropriate governance structure either intends to liquidate the department or to cease operations, or has no realistic alternative but to do so.

Responsibilities of the auditor-general for the audit of the financial statements

14. My objectives are to obtain reasonable assurance about whether the financial statements as a whole are free from material misstatement, whether due to fraud or error; and to issue an auditor's report that includes my opinion. Reasonable assurance is a high level of assurance but is not a guarantee that an audit conducted in accordance with the ISAs will always detect a material misstatement when it exists. Misstatements can arise from fraud or error and are considered material if, individually or in aggregate, they could reasonably be expected to influence the economic decisions of users taken on the basis of these financial statements.
15. A further description of my responsibilities for the audit of the financial statements is included in the annexure to this auditor's report.

Report on the audit of the annual performance report

16. In accordance with the Public Audit Act 25 of 2004 (PAA) and the general notice issued in terms thereof, I must audit and report on the usefulness and reliability of the reported performance against predetermined objectives for selected programmes presented in the annual performance report. The accounting officer is responsible for the preparation of the annual performance report.

17. I selected the following programmes presented in the annual performance report for the year ended 31 March 2023 for auditing. I selected programmes that measure the department's performance on its primary mandated functions and that are of significant national, community or public interest.

Programme	Page numbers	Purpose
Recreation development and sports promotion	52 - 61	The programme supports the provision of mass participation opportunities, the development of elite athletes, and regulation and maintenance of sports facilities.
Arts and culture promotion and development	62 - 71	The programme is responsible for the development and promotion of arts, culture and language and to provide support and oversight to its public entities.

18. I evaluated the reported performance information for the selected programmes against the criteria developed from the performance management and reporting framework, as defined in the general notice. When an annual performance report is prepared using these criteria, it provides useful and reliable information and insights to users on the department's planning and delivery on its mandate and objectives.
19. I performed procedures to test whether:
- the indicators used for planning and reporting on performance can be linked directly to the department's mandate and the achievement of its planned objectives;
 - the indicators are well defined and verifiable to ensure that they are easy to understand and apply consistently and that I can confirm the methods and processes to be used for measuring achievements;
 - the targets can be linked directly to the achievement of the indicators and are specific, time bound and measurable to ensure that it is easy to understand what should be delivered and by when, the required level of performance as well as how performance will be evaluated;

- the indicators and targets reported on in the annual performance report are the same as what was committed to in the approved initial or revised planning documents;
 - the reported performance information is presented in the annual performance report in the Number of municipalities prescribed manner; and
 - there is adequate supporting evidence for the achievements reported and for the reasons provided for any over- or underachievement of targets.
20. I performed the procedures for the purpose of reporting material findings only; and not to express an assurance opinion.
21. The material findings on the performance information of the selected programmes are as follows:

Programme 2: recreation development and sport promotion

Percentage of national federations (NFs) meeting 50% or more of all prescribed charter transformation targets

22. The indicator was included in the approved annual performance plan and strategic plan but was not clearly defined during planning processes. It was also not determined how the related target would be measured and what evidence would be needed to support the achievement. Consequently, the information might be less useful for measuring performance.

Other matters

23. I draw attention to the matters below.

Achievement of planned targets

24. The annual performance report includes information on reported achievements against planned targets and provides explanations for over- and under-achievements. This information should be considered in the context of the material findings on the reported performance information.

Material misstatements

25. I identified material misstatements in the annual performance report submitted for auditing. These material misstatements were in the reported performance information of programme 2: recreation development and promotion, and programme 3: arts and culture promotion and development. Management subsequently corrected some of the misstatements and I reported on the uncorrected material findings in this regard.

Report on compliance with legislation

26. In accordance with the PAA and the general notice issued in terms thereof, I must audit and report on compliance with applicable legislation relating to financial matters, financial management and other related matters. The accounting officer is responsible for the department's compliance with legislation.
27. I performed procedures to test compliance with selected requirements in key legislation in accordance with the findings engagement methodology of the Auditor-General of South Africa (AGSA). This engagement is not an assurance engagement. Accordingly, I do not express an assurance opinion or conclusion.
28. Through an established AGSA process, I selected requirements in key legislation for compliance testing that are relevant to the financial and performance management of the department, clear to allow consistent measurement and evaluation, while also sufficiently detailed and readily available to report in an understandable manner. The selected legislative requirements are included in the annexure to this auditor's report.
29. The material findings on compliance with the selected legislative requirements, presented per compliance theme, are as follows:

Transfer of funds

30. Appropriate measures were not maintained to ensure that transfers and subsidies to entities were applied for their intended purposes, as required by treasury regulation 8.4.1.

Consequence management

31. I was unable to obtain sufficient appropriate audit evidence that disciplinary steps were taken against officials who had incurred irregular expenditure as required by section 38(1)(h)(iii) of the PFMA. This was because investigations into some irregular expenditure were not performed.

Other information in the annual report

32. The accounting officer is responsible for the other information included in the annual report. The other information referred to does not include the financial statements, the auditor's report and those selected programmes presented in the annual performance report that have been specifically reported on in this auditor's report.
33. My opinion on the financial statements, the report on the audit of the annual performance report and the report on compliance with legislation, do not cover the other information included in the annual report and I do not express an audit opinion or any form of assurance conclusion on it.
34. My responsibility is to read this other information and, in doing so, consider whether it is materially inconsistent with the financial statements and the selected programmes presented in the annual performance report, or my knowledge obtained in the audit, or otherwise appears to be materially misstated.
35. I did not receive the other information prior to the date of this auditor's report. When I do receive and read this information, and if I conclude that there is a material misstatement therein, I am required to communicate the matter to those charged with governance and request that the other information be corrected. If the other information is not corrected, I may have to retract this auditor's report and re-issue an amended report as appropriate. However, if it is corrected this will not be necessary.

Internal control deficiencies

36. I considered internal control relevant to my audit of the financial statements, annual performance report and compliance with applicable legislation; however, my objective was not to express any form of assurance on it.
37. Leadership did not exercise adequate oversight over compliance with applicable legislation. Effective and adequate preventative controls were not implemented timeously; this resulted in instances of non-compliance with key legislation.
38. Management did not ensure that methods of measurement were defined in a manner that allows the performance indicator to have a clear meaning for measuring performance.

Material irregularities

39. In accordance with the PAA and the Material Irregularity Regulations, I have a responsibility to report on material irregularities identified during the audit and on the status of material irregularities as previously reported in the auditor's report.

Material irregularities identified during the audit

40. The material irregularities identified are as follows:

Transfer payment made not used for intended purposes

41. During 2018, the department entered into an agreement with a beneficiary to start a broadcasting academy that will inspire, train, equip and qualify young people to make an impact on the international media and broadcasting industries. The department transferred a total amount of R7 500 000 to a beneficiary, which was paid in three tranches between 4 June 2018 and 13 June 2019. The beneficiary spent the monies transferred; however, no evidence could be provided to confirm that the funds were used for the project as agreed between the department and the beneficiary. The department did not implement timely and appropriate monitoring procedures to ensure that funds were utilised as intended and this resulted in non-compliance with treasury regulation 8.4.1. Consequently, the department did not obtain an equivalent benefit for the transfer payments made, resulting in a material financial loss of R7 500 000.
42. I notified the accounting officer of the material irregularity on 28 October 2022 and invited them to make a written submission on the actions taken or planned actions that will be taken to address the matter. The accounting officer responded on 25 November 2022 and indicated that a forensic investigation into the matter by an external service provider was concluded on 14 October 2022. Based on the outcome of the investigation, the accounting officer reported a criminal case to the South African Police Service (SAPS) against the beneficiary for theft, fraud and misrepresentation on 3 November 2022. The accounting officer further planned to pursue civil recovery against the service provider to recover the financial loss and take disciplinary steps against the official responsible for the irregularity.
43. The criminal investigation, the civil recovery process and disciplinary actions were still in progress at the date of this report. I concluded that appropriate actions are being taken by the accounting officer to address the material irregularity.
44. I will follow up on the implementation of the actions that are in progress during my next audit.

Other reports

45. I draw attention to the following engagements conducted by various parties which had, or could have, an impact on the matters reported in the department's financial statements, reported performance information, compliance with applicable legislation and other related matters. These reports did not form part of my opinion on the financial statements or my findings on the reported performance information or compliance with legislation.
46. During the past two years, I reported that the internal audit unit of the department referred some matters relating to legacy projects for further investigation by the Directorate for Priority Crime Investigations (the Hawks). I followed up on these matters and noted that these investigations were with the National Prosecuting Authority and were still in progress at the date of this auditor's report.

Auditor-General

Auditor General

Pretoria

31 July 2023



AUDITOR-GENERAL
SOUTH AFRICA

Auditing to build public confidence



ANNEXURE TO THE AUDITOR'S REPORT

The annexure includes the following:

- the auditor-general's responsibility for the audit
- the selected legislative requirements for compliance testing.

Auditor-general's responsibility for the audit

Professional judgement and professional scepticism

As part of an audit in accordance with the ISAs, I exercise professional judgement and maintain professional scepticism throughout my audit of the financial statements and the procedures performed on reported performance information for selected programmes and on the department's compliance with selected requirements in key legislation.

Financial statements

In addition to my responsibility for the audit of the financial statements as described in this auditor's report, I also:

- identify and assess the risks of material misstatement of the financial statements, whether due to fraud or error; design and perform audit procedures responsive to those risks; and obtain audit evidence that is sufficient and appropriate to provide a basis for my opinion. The risk of not detecting a material misstatement resulting from fraud is higher than for one resulting from error, as fraud may involve collusion, forgery, intentional omissions, misrepresentations or the override of internal control
- obtain an understanding of internal control relevant to the audit in order to design audit procedures that are appropriate in the circumstances, but not for the purpose of expressing an opinion on the effectiveness of the department's internal control
- evaluate the appropriateness of accounting policies used and the reasonableness of accounting estimates and related disclosures made

- conclude on the appropriateness of the use of the going concern basis of accounting in the preparation of the financial statements. I also conclude, based on the audit evidence obtained, whether a material uncertainty exists relating to events or conditions that may cast significant doubt on the ability of the department to continue as a going concern. If I conclude that a material uncertainty exists, I am required to draw attention in my auditor's report to the related disclosures in the financial statements about the material uncertainty or, if such disclosures are inadequate, to modify my opinion on the financial statements. My conclusions are based on the information available to me at the date of this auditor's report. However, future events or conditions may cause a department to cease operating as a going concern
- evaluate the overall presentation, structure and content of the financial statements, including the disclosures, and determine whether the financial statements represent the underlying transactions and events in a manner that achieves fair presentation.

Communication with those charged with governance

I communicate with the accounting officer regarding, among other matters, the planned scope and timing of the audit and significant audit findings, including any significant deficiencies in internal control that I identify during my audit.

I also provide the accounting officer with a statement that I have complied with relevant ethical requirements regarding independence and to communicate with them all relationships and other matters that may reasonably be thought to bear on my independence and, where applicable, actions taken to eliminate threats or safeguards applied.

Compliance with legislation – selected legislative requirements

The selected legislative requirements are as follows:

Legislation	Sections or regulations
Public Finance Management Act No.1 of 1999 (PFMA)	PFMA 38(1)(b); PFMA 38(1)(c)(ii); PFMA 39(1)(a); PFMA 39(2)(a); PFMA 43(4); PFMA 45(b); PFMA 38(1)(d); PFMA 40(1)(a); PFMA 40(1)(b); PFMA 40(1)(c)(i); PFMA 38(1)(h)(iii); PFMA 38(1)(a)(iv); PFMA 38(1)(b); PFMA 38(1)(c); PFMA 38(1)(c)(ii); PFMA 44; PFMA 44(1); PFMA 44(2); PFMA 45(b); PFMA 50 (3); PFMA 50(3)(a)

Legislation	Sections or regulations
Treasury Regulations	TR 6.3.1(a) ; TR 6.3.1(b) ; TR 6.3.1(c) ; TR 6.3.1(d); TR 6.4.1(b); TR 8.1.1; TR 8.2.1; TR 8.2.3; TR 9.1.1; TR 15.10.1.2(c'); TR 10.1.1(a); TR 10.1.2; TR16A.7.1; TR 16A.7.3; TR 16A.7.6; TR 16A.7.7; TR17.1.1; TR 18.2; TR 19.8.4; TR 8.4.1; TR 5.1.1 TR 5.2.1; TR 5.2.3(a) ; TR 5.2.3(d) ; TR 5.3.1 TR 4.1.1; TR 4.1.3; TR 9.1.4; TR 12.5.1; TR16A9.1(b)(ii); TR 16A9.1(e) ; TR 16A9.1(f) TR 16A 3.1: TR 16A 3.2 (fairness): TR 16A 3.2(a) TR 16A 6.1: TR 16A6.2(a) & (b); TR 16A6.2(e) TR 16A 6.3(a); TR 16A 6.3(a)(i); TR 16A 6.3(b) TR 16A 6.3(c); TR 16A 6.3(d); TR 16A 6.3(e) TR 16A 6.4; TR 16A 6.5; TR 16A 6.6;TR 16A8.2 (1) and (2); TR 16A 8.3; TR 16A 8.3(d); TR 16A 8.4 TR 16A 9; TR 16A 9.1; TR 16A9.1 (c) TR 16A 9.1(d); TR 16A 9.1(e); TR 16A 9.2 TR 16A 9.2(a)(ii); TR 16A 9.2(a)(iii);TR 8.2.1 TR 8.2.2
Division of Revenue Act No. 5 of 2022	Section 16(1)
Public service regulation	Public service regulation 13(c);18; 18 (1) and (2); 25(1)(e) (i); 25(1)(e)(iii)
Prevention and Combating of Corrupt Activities Act No.12 of 2004 (PRECCA)	Section 29 Section 34(1)

Legislation	Sections or regulations
Construction Industry Development Board Act No.38 of 2000 (CIDB)	Section 18(1)
Construction Industry Development Board Regulations	CIDB regulation 17; 25(1); 25 (5) & 25(7A)
PPPFA	Section 1(i); 2.1(a); 2.1(b); 2.1(f)
PPR 2017	Paragraph 4.1; 4.2 Paragraph 5.1; 5.3; 5.6; 5.7 Paragraph 6.1; 6.2; 6.3; 6.5; 6.6; 6.8 Paragraph 7.1; 7.2; 7.3; 7.5; 7.6; 7.8 Paragraph 8.2; 8.5 Paragraph 9.1; 9.2 Paragraph 10.1; 10.2 Paragraph 11.1; 11.2 Paragraph 12.1 and 12.2
PPR 2022	Par. 3.1; Par.4.1 – 4.4; Par. 5.1 – 5.4
SITA ACT	SITA Act section 7(3) SITA Act section 20(1)(a)(I) SITA Act 7(6)(b)
SITA regulations	SITA reg 8.1.1 (b); 8.1.4; 8.1.7; 9.6; 9.4; 12.3; 13.1 (a); 14.1; 14.2

6.2 ANNUAL FINANCIAL STATEMENTS

Appropriation per programme									
	2022/23							2021/22	
	Adjusted budget	Shifting of funds	Virement	Final budget	Actual expenditure	Variance	Expenditure as % of final budget	Final budget	Actual expenditure
	R'000	R'000	R'000	R'000	R'000	R'000	%	R'000	R'000
Voted funds									
Programme									
ADMINISTRATION	457 873	-	91 758	549 631	533 900	15 731	97,1%	497 093	459 174
RECREATION DEVELOPMENT AND SPORT PROMOTION	1 426 953	-	(82 513)	1 344 440	1 337 273	7 167	99,5%	1 372 722	1 352 547
ARTS AND CULTURE PROMOTION AND DEVELOPMENT	1 752 065	-	8 952	1 761 017	1 743 089	17 928	99,0%	1 293 451	1 261 895
HERITAGE PROMOTION AND PRESERVATION	2 668 562	-	(18 197)	2 650 365	2 622 404	27 961	98,9%	2 584 007	2 570 044
TOTAL	6 305 453	-	-	6 305 453	6 236 666	68 787	98,9%	5 747 273	5 643 660
Reconciliation with Statement of Financial Performance									
Add:									
Departmental receipts				4 838				11 598	
Actual amounts per Statement of Financial Performance (Total Revenue)				6 310 291				5 758 871	
Actual amounts per Statement of Financial Performance Expenditure					6 236 666				5 643 660



Appropriation per economic classification									
	2022/23							2021/22	
	Adjusted budget	Shifting of funds	Virement	Final budget	Actual expenditure	Variance	Expenditure as % of final budget	Final budget	Actual expenditure
	R'000	R'000	R'000	R'000	R'000	R'000	%	R'000	R'000
Voted funds									
Current payments	1 054 261	(30 032)	60 720	1 084 949	1 045 308	39 641	96,3%	891 559	843 770
Compensation of employees	385 766	-	-	385 766	353 383	32 383	91,6%	379 001	335 949
Salaries and wages	339 719	471	-	340 190	310 875	29 315	91,4%	327 909	295 326
Social contributions	46 047	(471)	-	45 576	42 508	3 068	93,3%	51 092	40 623
Goods and services	668 495	(30 032)	60 720	699 183	691 925	7 258	99,0%	512 558	507 821
Administrative fees	4 483	(3 670)	-	813	813	-	100,0%	815	815
Advertising	28 616	(11 197)	1 606	19 025	18 941	84	99,6%	21 838	21 838
Minor assets	2 195	(1 120)	(468)	607	607	-	100,0%	283	283
Audit costs: external	18 490	(6 439)	(394)	11 657	11 657	-	100,0%	12 267	12 267
Bursaries: employees	2 092	(157)	-	1 935	1 935	-	100,0%	1 527	1 527
Catering: departmental activities	5 930	(3 909)	-	2 021	1 945	76	96,2%	697	697
Communication (G&S)	14 046	1 170	-	15 216	15 068	148	99,0%	23 392	23 022
Computer services	25 954	937	9 694	36 585	35 993	592	98,4%	28 742	28 728
Consultants: business and advisory services	67 831	(18 519)	(4 698)	44 614	42 922	1 692	96,2%	29 638	28 609
Laboratory services	32	(16)	-	16	16	-	100,0%	31	31
Legal services	6 329	(5 528)	-	801	801	-	100,0%	2 055	1 879
Contractors	190 436	25 211	(15 469)	200 178	198 927	1 251	99,4%	141 604	140 237
Agency and support/outsourced services	10 032	(8 509)	-	1 523	29	1 494	1,9%	393	393
Entertainment	294	(186)	-	108	108	-	100,0%	50	50
Fleet services (including government motor transport)	5 214	(2 669)	-	2 545	2 545	-	100,0%	4 786	4 740
Inventory: fuel, oil and gas	49	(49)	-	-	-	-	-	-	-
Inventory: materials and supplies	7	(7)	-	-	-	-	-	-	-
Inventory: medicine	435	(435)	-	-	-	-	-	-	-
Inventory: other supplies	12 909	11 482	-	24 391	22 712	1 679	93,1%	8 333	8 330
Consumable supplies	7 277	(1 355)	(4 369)	1 553	1 553	-	100,0%	1 842	1 839

Appropriation per economic classification									
	2022/23							2021/22	
	Adjusted budget	Shifting of funds	Virement	Final budget	Actual expenditure	Variance	Expenditure as % of final budget	Final budget	Actual expenditure
	R'000	R'000	R'000	R'000	R'000	R'000	%	R'000	R'000
Voted funds									
Consumable: stationery, printing and office supplies	7 811	(4 868)	-	2 943	2 840	103	96,5%	2 314	2 314
Operating leases	109 966	10 130	74 818	194 914	194 914	-	100,0%	131 460	130 938
Property payments	37 474	(4 286)	-	33 188	33 188	-	100,0%	38 931	38 551
Transport provided: departmental activity	1 805	(1 805)	-	-	-	-	-	1	1
Travel and subsistence	80 019	1 956	-	81 975	81 836	139	99,8%	43 510	42 950
Training and development	5 602	(3 379)	-	2 223	2 223	-	100,0%	8 585	8 585
Operating payments	9 590	(478)	-	9 112	9 112	-	100,0%	6 599	6 332
Venues and facilities	13 448	(2 218)	-	11 230	11 230	-	100,0%	2 575	2 575
Rental and hiring	129	(119)	-	10	10	-	100,0%	290	290
Transfers and subsidies	5 092 464	34 757	7 682	5 134 903	5 105 927	28 976	99,4%	4 763 984	4 731 841
Provinces and municipalities	2 176 061	-	10	2 176 071	2 176 071	-	100,0%	2 087 910	2 087 909
Provinces	2 176 061	-	10	2 176 071	2 176 071	-	100,0%	2 086 910	2 086 909
Provincial Revenue Funds	2 176 061	-	-	2 176 061	2 176 061	-	100,0%	2 086 885	2 086 885
Provincial agencies and funds	-	-	10	10	10	-	100,0%	25	24
Municipalities	-	-	-	-	-	-	-	1 000	1 000
Municipal agencies and funds	-	-	-	-	-	-	-	1 000	1 000
Departmental agencies and accounts	2 386 335	(10 751)	1 372	2 376 956	2 358 268	18 688	99,2%	2 074 834	2 067 267
Departmental agencies	2 386 335	(10 751)	1 372	2 376 956	2 358 268	18 688	99,2%	2 074 834	2 067 267
Higher education institutions	9 453	-	-	9 453	9 408	45	99,5%	5 926	4 392
Foreign governments and international organisations	5 940	4 900	-	10 840	10 461	379	96,5%	5 704	5 511
Public corporations and private enterprises	88 883	2 846	-	91 729	87 465	4 264	95,4%	118 355	108 092
Public corporations	1 964	(1)	-	1,963	1 963	-	100,0%	4 871	4 870
Other transfers to public corporations	1 964	(1)	-	1,963	1 963	-	100,0%	4 871	4 870



Appropriation per economic classification									
	2022/23							2021/22	
	Adjusted budget	Shifting of funds	Virement	Final budget	Actual expenditure	Variance	Expenditure as % of final budget	Final budget	Actual expenditure
	R'000	R'000	R'000	R'000	R'000	R'000	%	R'000	R'000
Voted funds									
Private enterprises	86 919	2 847	-	89 766	85 502	4 264	95,2%	113 484	103 222
Other transfers to private enterprises	86 919	2 847	-	89 766	85 502	4 264	95,2%	113 484	103 222
Non-profit institutions	394 607	28 864	6 300	429 771	426 927	2 844	99,3%	423 355	414 423
Households	31 185	8 898	-	40 083	37 327	2 756	93,1%	47 900	44 247
Social benefits	938	393	704	2 035	2 034	1	100,0%	1 747	1 747
Other transfers to households	30 247	8 505	(704)	38 048	35 293	2 755	92,8%	46 153	42 500
Payments for capital assets	158 728	(5 408)	(68 973)	84 347	84 177	170	99,8%	79 966	56 285
Buildings and other fixed structures	-	11 508	-	11 508	11 508	-	100,0%	26 065	26 065
Other fixed structures	-	11 508	-	11 508	11 508	-	100,0%	26 065	26 065
Machinery and equipment	12 847	-	2 148	14 995	14 825	170	98,9%	24 890	8 474
Other machinery and equipment	12 847	-	2 148	14 995	14 825	170	98,9%	24 890	8 474
Heritage assets	144 381	(16 916)	(69 621)	57 844	57 844	-	100,0%	28 571	21 306
Software and other intangible assets	1 500	-	(1 500)	-	-	-	-	440	440
Payment for financial assets	-	683	571	1 254	1 254	-	100,0%	11 764	11 764
TOTAL	6 305 453	-	-	6 305 453	6 236 666	68 787	98,9%	5 747 273	5 643 660

Programme 1: ADMINISTRATION									
	2022/23							2021/22	
	Adjusted budget	Shifting of funds	Virement	Final budget	Actual expenditure	Variance	Expenditure as % of final budget	Final budget	Actual expenditure
	R'000	R'000	R'000	R'000	R'000	R'000	%	R'000	R'000
Voted funds									
Subprogramme									
MINISTRY	4 583	-	-	4 583	4 577	6	99,9%	5 698	4 423
MANAGEMENT	73 012	1 261	1 040	75 313	68 916	6 397	91,5%	69 261	61 542
STRATEGIC MANAGEMENT AND PLANNING	22 111	(2 070)	-	20 041	20 041	-	100,0%	18 217	17 909
CORPORATE SERVICES	163 693	1 625	15 884	181 202	179 122	2 080	98,9%	188 281	168 253
OFFICE OF THE CHIEF FINANCIAL OFFICER	69 084	(2 506)	16	66 594	59 346	7 248	89,1%	66 150	58 083
OFFICE ACCOMMODATION	125 390	1 690	74 818	201 898	201 898	-	100,0%	149 486	148 964
TOTAL	457 873	-	91 758	549 631	533 900	15 731	97,1%	497 093	459 174
Economic classification									
Current payments	444 530	(145)	88 512	532 897	517 336	15 561	97,1%	459 127	437 628
Compensation of employees	187 863	-	-	187 863	172 894	14 969	92,0%	186 013	165 318
Salaries and wages	163 589	2 684	-	166 273	153 089	13 184	92,1%	161 746	146 347
Social contributions	24 274	(2 684)	-	21 590	19 805	1 785	91,7%	24 267	18 971
Goods and services	256 667	(145)	88 512	345 034	344 442	592	99,8%	273 114	272 310
Administrative fees	1 563	(1 391)	-	172	172	-	100,0%	486	486
Advertising	13 797	(4 752)	-	9 045	9 045	-	100,0%	10 994	10 994
Minor assets	733	(533)	-	200	200	-	100,0%	94	94
Audit costs: external	16 881	(5 754)	-	11 127	11 127	-	100,0%	12 123	12 123
Bursaries: employees	2 092	(157)	-	1 935	1 935	-	100,0%	1 527	1 527
Catering: departmental activities	2 153	(1 692)	-	461	461	-	100,0%	116	116
Communication (G&S)	7 717	906	-	8 623	8 623	-	100,0%	12 138	12 138
Computer services	19 886	(908)	13 694	32 672	32 080	592	98,2%	26 498	26 484
Consultants: business and advisory services	1 158	5 433	-	6 591	6 591	-	100,0%	3 190	3 190
Laboratory services	-	1	-	1	1	-	100,0%	10	10
Legal services	3 322	(3 255)	-	67	67	-	100,0%	1 218	1 218
Contractors	3 788	9 910	-	13 698	13 698	-	100,0%	11 753	11 753



Programme 1: ADMINISTRATION									
	2022/23							2021/22	
	Adjusted budget	Shifting of funds	Virement	Final budget	Actual expenditure	Variance	Expenditure as % of final budget	Final budget	Actual expenditure
	R'000	R'000	R'000	R'000	R'000	R'000	%	R'000	R'000
Voted funds									
Agency and support/outsourced services	2 154	(2 125)	-	29	29	-	100,0%	-	-
Entertainment	237	(177)	-	60	60	-	100,0%	33	33
Fleet services (including government motor transport)	5 214	(2 669)	-	2 545	2 545	-	100,0%	4 740	4 740
Inventory: fuel, oil and gas	49	(49)	-	-	-	-	-	-	-
Inventory: materials and supplies	7	(7)	-	-	-	-	-	-	-
Inventory: medicine	435	(435)	-	-	-	-	-	-	-
Inventory: other supplies	437	(58)	-	379	379	-	100,0%	-	-
Consumable supplies	1 143	(400)	-	743	743	-	100,0%	1 326	1 325
Consumable: stationery, printing and office supplies	2 831	(1 389)	-	1 442	1 442	-	100,0%	748	748
Operating leases	106 549	13 449	74 818	194 816	194 816	-	100,0%	130 835	130 313
Property payments	34 438	(5 168)	-	29 270	29 270	-	100,0%	35 352	35 352
Travel and subsistence	17 903	7 979	-	25 882	25 882	-	100,0%	15 574	15 574
Training and development	4 674	(3 543)	-	1 131	1 131	-	100,0%	1 378	1 378
Operating payments	5 699	(2 830)	-	2 869	2 869	-	100,0%	2 793	2 526
Venues and facilities	1 678	(412)	-	1 266	1 266	-	100,0%	188	188
Rental and hiring	129	(119)	-	10	10	-	100,0%	-	-
Transfers and subsidies	496	-	714	1 210	1 210	-	100,0%	1 348	1 344
Provinces and municipalities	-	-	10	10	10	-	100,0%	19	18
Provinces	-	-	10	10	10	-	100,0%	19	18
Provincial agencies and funds	-	-	10	10	10	-	100,0%	19	18
Departmental agencies and accounts	104	-	-	104	104	-	100,0%	260	257
Departmental agencies	104	-	-	104	104	-	100,0%	260	257
Households	392	-	704	1 096	1 096	-	100,0%	1 069	1 069
Social benefits	392	-	704	1 096	1 096	-	100,0%	1 069	1 069

Programme 1: ADMINISTRATION									
	2022/23							2021/22	
	Adjusted budget	Shifting of funds	Virement	Final budget	Actual expenditure	Variance	Expenditure as % of final budget	Final budget	Actual expenditure
	R'000	R'000	R'000	R'000	R'000	R'000	%	R'000	R'000
Voted funds									
Payments for capital assets	12 847	-	2 148	14 995	14 825	170	98,9%	25 157	8 741
Machinery and equipment	12 847	-	2 148	14 995	14 825	170	98,9%	24 890	8 474
Other machinery and equipment	12 847	-	2 148	14 995	14 825	170	98,9%	24 890	8 474
Software and other intangible assets	-	-	-	-	-	-	-	267	267
Payment for financial assets	-	145	384	529	529	-	100,0%	11 461	11 461
TOTAL	457 873	-	91 758	549 631	533 900	15 731	97,1%	497 093	459 174



Programme 2: RECREATION DEVELOPMENT AND SPORT PROMOTION									
	2022/23							2021/22	
	Adjusted budget	Shifting of funds	Virement	Final budget	Actual expenditure	Variance	Expenditure as % of final budget	Final budget	Actual expenditure
	R'000	R'000	R'000	R'000	R'000	R'000	%	R'000	R'000
Voted funds									
Subprogramme									
WINNING NATION	279 219	564	8 500	288 283	286 830	1 453	99,5%	257 264	253 603
ACTIVE NATION	728 245	8 381	-	736 626	736 625	1	100,0%	692 616	692 614
INFRASTRUCTURE SUPPORT	419 489	(8 945)	(91 013)	319 531	313 818	5 713	98,2%	422 842	406 330
TOTAL	1 426 953	-	(82 513)	1 344 440	1 337 273	7 167	99,5%	1 372 722	1 352 547
Economic classification									
Current payments	184 961	(5 600)	(15 842)	163 519	159 607	3 912	97,6%	108 804	102 913
Compensation of employees	36 123	-	-	36 123	34 956	1 167	96,8%	35 718	31 843
Salaries and wages	32 021	(30)	-	31 991	30 911	1 080	96,6%	30 731	28 143
Social contributions	4 102	30	-	4 132	4 045	87	97,9%	4 987	3 700
Goods and services	148 838	(5 600)	(15 842)	127 396	124 651	2 745	97,8%	73 086	71 070
Administrative fees	1 010	(915)	-	95	95	-	100,0%	141	141
Advertising	10 517	(7 191)	-	3 326	3 326	-	100,0%	7 509	7 509
Minor assets	1 213	(1 155)	-	58	58	-	100,0%	71	71
Catering: departmental activities	1 394	(448)	-	946	946	-	100,0%	111	111
Communication (G&S)	2 566	(1 300)	-	1 266	1 266	-	100,0%	1 904	1 904
Computer services	-	626	-	626	626	-	100,0%	-	-
Consultants: business and advisory services	7 067	(575)	(3 373)	3 119	3 119	-	100,0%	1 430	401
Laboratory services	32	(32)	-	-	-	-	-	-	-
Contractors	70 124	7 185	(12 469)	64 840	63 589	1 251	98,1%	42 057	41 118
Agency and support/outsourced services	3 774	(2 280)	-	1 494	-	1 494	-	393	393
Entertainment	2	11	-	13	13	-	100,0%	2	2
Fleet services (including government motor transport)	-	-	-	-	-	-	-	46	-
Inventory: other supplies	8 472	11 590	-	20 062	20 062	-	100,0%	7 559	7 557
Consumable supplies	48	226	-	274	274	-	100,0%	176	176
Consumable: stationery, printing and office supplies	1 588	(448)	-	1 140	1 140	-	100,0%	914	914

Programme 2: RECREATION DEVELOPMENT AND SPORT PROMOTION									
Voted funds	2022/23							2021/22	
	Adjusted budget	Shifting of funds	Virement	Final budget	Actual expenditure	Variance	Expenditure as % of final budget	Final budget	Actual expenditure
	R'000	R'000	R'000	R'000	R'000	R'000	%	R'000	R'000
Operating leases	309	(309)	-	-	-	-	-	-	-
Transport provided: departmental activity	1 805	(1 805)	-	-	-	-	-	-	-
Travel and subsistence	27 988	(6 682)	-	21 306	21 306	-	100,0%	9 403	9 403
Training and development	928	(735)	-	193	193	-	100,0%	-	-
Operating payments	851	(225)	-	626	626	-	100,0%	818	818
Venues and facilities	9 150	(1 138)	-	8 012	8 012	-	100,0%	552	552
Transfers and subsidies	1 097 611	10 992	2 950	1 111 553	1 108 298	3 255	99,7%	1 209 282	1 202 263
Provinces and municipalities	603 511	-	-	603 511	603 511	-	100,0%	591 055	591 055
Provinces	603 511	-	-	603 511	603 511	-	100,0%	591 055	591 055
Provincial Revenue Funds	603 511	-	-	603 511	603 511	-	100,0%	591 049	591 049
Provincial agencies and funds	-	-	-	-	-	-	-	6	6
Departmental agencies and accounts	256 229	608	(3 350)	253 487	250 814	2 673	98,9%	349 235	345 127
Departmental agencies	256 229	608	(3 350)	253 487	250 814	2 673	98,9%	349 235	345 127
Foreign governments and international organisations	139	4 900	-	5 039	4 923	116	97,7%	118	115
Public corporations and private enterprises	616	(616)	-	-	-	-	-	-	-
Private enterprises	616	(616)	-	-	-	-	-	-	-
Other transfers to private enterprises	616	(616)	-	-	-	-	-	-	-
Non-profit institutions	231 682	3 616	6 300	241 598	241 132	466	99,8%	264 024	261 116
Households	5 434	2 484	-	7 918	7 918	-	100,0%	4 850	4 850
Social benefits	434	222	-	656	656	-	100,0%	353	353
Other transfers to households	5 000	2 262	-	7 262	7 262	-	100,0%	4 497	4 497
Payments for capital assets	144 381	(5 408)	(69 621)	69 352	69 352	-	100,0%	54 636	47 371
Buildings and other fixed structures	-	11 508	-	11 508	11 508	-	100,0%	26 065	26 065
Other fixed structures	-	11 508	-	11 508	11 508	-	100,0%	26 065	26 065
Heritage assets	144 381	(16 916)	(69 621)	57 844	57 844	-	100,0%	28 571	21 306
Payment for financial assets	-	16	-	16	16	-	100,0%	-	-
TOTAL	1 426 953	-	(82 513)	1 344 440	1 337 273	7 167	99,5%	1 372 722	1 352 547



Programme 3: ARTS AND CULTURE PROMOTION AND DEVELOPMENT									
	2022/23							2021/22	
	Adjusted budget	Shifting of funds	Virement	Final budget	Actual expenditure	Variance	Expenditure as % of final budget	Final budget	Actual expenditure
	R'000	R'000	R'000	R'000	R'000	R'000	%	R'000	R'000
Voted funds									
Subprogramme									
NATIONAL LANGUAGE SERVICES	55 736	(532)	-	55 204	54 775	429	99,2%	54 424	50 335
PAN SOUTH AFRICAN LANGUAGE BOARD	123 124	-	4 722	127 846	127 846	-	100,0%	120 913	120 913
CULTURAL AND CREATIVE INDUSTRIES DEVELOPMENT	160 867	7 738	2 384	170 989	166 777	4 212	97,5%	91 588	84 447
INTERNATIONAL COOPERATION	42 988	(835)	(134)	42 019	41 595	424	99,0%	38 963	37 389
SOCIAL COHESION AND NATION BUILDING	69 546	(1 491)	1 980	70 035	67 291	2 744	96,1%	87 888	84 735
MZANSI GOLDEN ECONOMY	694 343	(322 514)	-	371 829	361 710	10 119	97,3%	293 026	277 427
PERFORMING ARTS INSTITUTIONS	318 570	-	-	318 570	318 570	-	100,0%	307 292	307 292
NATIONAL FILM AND VIDEO FOUNDATION	155 932	145 578	-	301 510	301 510	-	100,0%	145 920	145 920
NATIONAL ARTS COUNCIL	130 959	172 056	-	303 015	303 015	-	100,0%	153 437	153 437
TOTAL	1 752 065	-	8 952	1 761 017	1 743 089	17 928	99,0%	1 293 451	1 261 895
Economic classification									
Current payments	281 783	(15 869)	4 177	270 091	263 998	6 093	97,7%	222 071	213 904
Compensation of employees	89 063	-	-	89 063	84 647	4 416	95,0%	88 328	80 593
Salaries and wages	81 415	(3 673)	-	77 742	74 159	3 583	95,4%	76 106	70 699
Social contributions	7 648	3 673	-	11 321	10 488	833	92,6%	12 222	9 894
Goods and services	192 720	(15 869)	4 177	181 028	179 351	1 677	99,1%	133 743	133 311
Administrative fees	1 288	(856)	-	432	432	-	100,0%	66	66
Advertising	3 116	253	1 793	5 162	5 162	-	100,0%	2 520	2 520
Minor assets	139	(108)	-	31	31	-	100,0%	-	-
Audit costs: external	1 074	(676)	-	398	398	-	100,0%	144	144
Catering: departmental activities	1 419	(1 333)	-	86	86	-	100,0%	361	361
Communication (G&S)	2 525	411	-	2 936	2 936	-	100,0%	4 403	4 402
Computer services	424	836	-	1 260	1 260	-	100,0%	1 149	1 149
Consultants: business and advisory services	41 534	(14 380)	-	27 154	25 477	1 677	93,8%	22 691	22 691

Programme 3: ARTS AND CULTURE PROMOTION AND DEVELOPMENT									
	2022/23							2021/22	
	Adjusted budget	Shifting of funds	Virement	Final budget	Actual expenditure	Variance	Expenditure as % of final budget	Final budget	Actual expenditure
	R'000	R'000	R'000	R'000	R'000	R'000	%	R'000	R'000
Voted funds									
Laboratory services	-	-	-	-	-	-	-	20	20
Legal services	1 494	(922)	-	572	572	-	100,0%	646	646
Contractors	105 822	6 862	2 384	115 068	115 068	-	100,0%	78 505	78 077
Agency and support/outsourced services	1 849	(1 849)	-	-	-	-	-	-	-
Entertainment	41	(19)	-	22	22	-	100,0%	12	12
Inventory: other supplies	-	158	-	158	158	-	100,0%	380	379
Consumable supplies	34	(7)	-	27	27	-	100,0%	20	18
Consumable: stationery, printing and office supplies	869	(754)	-	115	115	-	100,0%	414	414
Operating leases	1 688	(1 688)	-	-	-	-	-	-	-
Property payments	-	448	-	448	448	-	100,0%	443	443
Transport provided: departmental activity	-	-	-	-	-	-	-	1	1
Travel and subsistence	25 819	(2 157)	-	23 662	23 662	-	100,0%	11 798	11 798
Training and development	-	899	-	899	899	-	100,0%	7 207	7 207
Operating payments	1 867	(627)	-	1 240	1 240	-	100,0%	1 527	1 527
Venues and facilities	1 718	(360)	-	1 358	1 358	-	100,0%	1 146	1 146
Rental and hiring	-	-	-	-	-	-	-	290	290
Transfers and subsidies	1 470 282	15 765	4 588	1 490 635	1 478 800	11 835	99,2%	1 071 137	1 047 748
Provinces and municipalities	-	-	-	-	-	-	-	1 000	1 000
Municipalities	-	-	-	-	-	-	-	1 000	1 000
Municipal agencies and funds	-	-	-	-	-	-	-	1 000	1 000
Departmental agencies and accounts	1 199 612	(16 359)	4 722	1 187 975	1 184 677	3 298	99,7%	777 865	774 409
Departmental agencies	1 199 612	(16 359)	4 722	1 187 975	1 184 677	3 298	99,7%	777 865	774 409
Higher education institutions	9 453	-	-	9 453	9 408	45	99,5%	5 926	4 392
Foreign governments and international organisations	3 319	-	(134)	3 185	3 065	120	96,2%	2 984	2 890
Public corporations and private enterprises	88 267	462	-	88 729	84 465	4 264	95,2%	108 835	98 572



Programme 3: ARTS AND CULTURE PROMOTION AND DEVELOPMENT									
	2022/23							2021/22	
	Adjusted budget	Shifting of funds	Virement	Final budget	Actual expenditure	Variance	Expenditure as % of final budget	Final budget	Actual expenditure
	R'000	R'000	R'000	R'000	R'000	R'000	%	R'000	R'000
Voted funds									
Public corporations	1 964	(1)	-	1 963	1 963	-	100,0%	4 871	4 870
Other transfers to public corporations	1 964	(1)	-	1 963	1 963	-	100,0%	4 871	4 870
Private enterprises	86 303	463	-	86 766	82 502	4 264	95,1%	103 964	93 702
Other transfers to private enterprises	86 303	463	-	86 766	82 502	4 264	95,1%	103 964	93 702
Non-profit institutions	149 409	25 248	-	174 657	173 027	1 630	99,1%	138 427	134 038
Households	20 222	6 414	-	26 636	24 158	2 478	90,7%	36 100	32 447
Social benefits	2	118	-	120	120	-	100,0%	151	151
Other transfers to households	20 220	6 296	-	26 516	24 038	2 478	90,7%	35 949	32 296
Payment for financial assets	-	104	187	291	291	-	100,0%	243	243
TOTAL	1 752 065	-	8 952	1 761 017	1 743 089	17 928	99,0%	1 293 451	1 261 895

Programme 4: HERITAGE PROMOTION AND PRESERVATION									
	2022/23							2021/22	
	Adjusted budget	Shifting of funds	Virement	Final budget	Actual expenditure	Variance	Expenditure as % of final budget	Final budget	Actual expenditure
	R'000	R'000	R'000	R'000	R'000	R'000	%	R'000	R'000
Voted funds									
Subprogramme									
HERITAGE PROMOTION	66 113	(2 404)	(11 506)	52 203	49 490	2 713	94,8%	65 067	62 481
NATIONAL ARCHIVE SERVICES	80 587	(2 769)	(6 691)	71 127	59 161	11 966	83,2%	57 105	46 333
HERITAGE INSTITUTIONS	632 177	-	-	632 177	632 177	-	100,0%	650 925	650 925
NATIONAL LIBRARY SERVICES	146 573	-	-	146 573	146 573	-	100,0%	149 127	149 127
PUBLIC LIBRARY SERVICES	1 601 360	95	-	1 601 455	1 588 173	13 282	99,2%	1 524 550	1 524 121
SOUTH AFRICAN HERITAGE RESOURCES AGENCY	62 839	5 000	-	67 839	67 839	-	100,0%	60 105	60 105
SOUTH AFRICAN GEOGRAPHICAL NAMES COUNCIL	5 311	78	-	5 389	5 389	-	100,0%	4 880	4 704
NATIONAL HERITAGE COUNCIL	73 602	-	-	73 602	73 602	-	100,0%	72 248	72 248
TOTAL	2 668 562	-	(18 197)	2 650 365	2 622 404	27 961	98,9%	2 584 007	2 570 044
Economic classification									
Current payments	142 987	(8 418)	(16 127)	118 442	104 367	14 075	88,1%	101 557	89 325
Compensation of employees	72 717	-	-	72 717	60 886	11 831	83,7%	68 942	58 195
Salaries and wages	62 694	1 490	-	64 184	52 716	11 468	82,1%	59 326	50 137
Social contributions	10 023	(1 490)	-	8 533	8 170	363	95,7%	9 616	8 058
Goods and services	70 270	(8 418)	(16 127)	45 725	43 481	2 244	95,1%	32 615	31 130
Administrative fees	622	(508)	-	114	114	-	100,0%	122	122
Advertising	1 186	493	(187)	1 492	1 408	84	94,4%	815	815
Minor assets	110	676	(468)	318	318	-	100,0%	118	118
Audit costs: external	535	(9)	(394)	132	132	-	100,0%	-	-
Catering: departmental activities	964	(436)	-	528	452	76	85,6%	109	109
Communication (G&S)	1 238	1 153	-	2 391	2 243	148	93,8%	4 947	4 578
Computer services	5 644	383	(4 000)	2 027	2 027	-	100,0%	1 095	1 095
Consultants: business and advisory services	18 072	(8 997)	(1 325)	7 750	7 735	15	99,8%	2 327	2 327
Laboratory services	-	15	-	15	15	-	100,0%	1	1
Legal services	1 513	(1 351)	-	162	162	-	100,0%	191	15



Programme 4: HERITAGE PROMOTION AND PRESERVATION									
	2022/23							2021/22	
	Adjusted budget	Shifting of funds	Virement	Final budget	Actual expenditure	Variance	Expenditure as % of final budget	Final budget	Actual expenditure
	R'000	R'000	R'000	R'000	R'000	R'000	%	R'000	R'000
Voted funds									
Contractors	10 702	1 254	(5 384)	6 572	6 572	-	100,0%	9 289	9 289
Agency and support/outsourced services	2 255	(2 255)	-	-	-	-	-	-	-
Entertainment	14	(1)	-	13	13	-	100,0%	3	3
Inventory: other supplies	4 000	(208)	-	3 792	2 113	1 679	55,7%	394	394
Consumable supplies	6 052	(1 174)	(4 369)	509	509	-	100,0%	320	320
Consumable: stationery, printing and office supplies	2 523	(2 277)	-	246	143	103	58,1%	238	238
Operating leases	1 420	(1 322)	-	98	98	-	100,0%	625	625
Property payments	3 036	434	-	3 470	3 470	-	100,0%	3 136	2 756
Travel and subsistence	8 309	2 816	-	11 125	10 986	139	98,8%	6 735	6 175
Operating payments	1 173	3 204	-	4 377	4 377	-	100,0%	1 461	1 461
Venues and facilities	902	(308)	-	594	594	-	100,0%	689	689
Transfers and subsidies	2 524 075	8 000	(507)	2 531 505	2 517 619	13 886	99,5%	2 482 217	2 480 486
Provinces and municipalities	1 572 550	-	-	1 572 550	1 572 550	-	100,0%	1 495 836	1 495 836
Provinces	1 572 550	-	-	1 572 550	1 572 550	-	100,0%	1 495 836	1 495 836
Provincial Revenue Funds	1 572 550	-	-	1 572 550	1 572 550	-	100,0%	1 495 836	1 495 836
Departmental agencies and accounts	930 390	5 000	-	935 390	922 673	12 717	98,6%	947 474	947 474
Departmental agencies	930 390	5 000	-	935 390	922 673	12 717	98,6%	947 474	947 474
Foreign governments and international organisations	2 482	-	134	2 616	2 473	143	94,5%	2 602	2 506
Public corporations and private enterprises	-	3 000	-	3 000	3 000	-	100,0%	9 520	9 520
Private enterprises	-	3 000	-	3 000	3 000	-	100,0%	9 520	9 520
Other transfers to private enterprises	-	3 000	-	3 000	3 000	-	100,0%	9 520	9 520
Non-profit institutions	13 516	-	-	13 516	12 768	748	94,5%	20 904	19 269
Households	5 137	-	(704)	4 433	4 155	278	93,7%	5 881	5 881
Social benefits	110	53	-	163	162	1	99,4%	174	174
Other transfers to households	5 027	(53)	(704)	4 270	3 993	277	93,5%	5 707	5 707
Payments for capital assets	1 500	-	(1 500)	-	-	-	-	173	173
Software and other intangible assets	1 500	-	(1 500)	-	-	-	-	173	173
Payment for financial assets	-	418	-	418	418	-	100,0%	60	60
TOTAL	2 668 562	-	(18 197)	2 650 365	2 622 404	27 961	98,9%	2 584 007	2 570 044

1. Detail of transfers and subsidies as per Appropriation Act (after Virement):

Detail of these transactions can be viewed in the note on Transfers and subsidies, disclosure notes and Annexure 1 (A-H) to the Annual Financial Statements.

2. Detail of specifically and exclusively appropriated amounts voted (after Virement):

Detail of these transactions can be viewed in note 1 (Annual Appropriation) to the Annual Financial Statements.

3. Detail on payments for financial assets

Detail of these transactions per programme can be viewed in the note on Payments for financial assets to the Annual Financial Statements.

4. Explanations of material variances from Amounts Voted (after Virement):**4.1 Per programme:**

Final appropriation	Actual expenditure	Variance	Variance as a % of final appropriation
R'000	R'000	R'000	%
549 631	533 900	15 731	3%

The variance was caused by vacant positions that are at different stages of the selection process. Although a lot of work has been done in the recruitment space, it has not had a major impact on the vacancy rate. This is because most appointments that were made were internal; therefore, it did not assist in reducing the vacancy rate.

RECREATION DEVELOPMENT AND SPORT PROMOTION	1 344 440	1 337 273	7 167	1%
--	-----------	-----------	-------	----

The variance was caused by vacant positions that are at different stages of the selection process. Amazwi SA Museum of Literature and Die Afrikaanse Taalmuseum – funds could not be spent as the DPWI indicated that they could not include the project on their procurement plan as the project was allocated to them during the financial year by DSAC; and Iziko Museums of South Africa – payments were made in line with invoices received from the DPWI.

Final appropriation	Actual expenditure	Variance	Variance as a % of final appropriation
R'000	R'000	R'000	%
1 761 017	1 743 089	17 928	1%

The variance was caused by vacant positions that are at different stages of the selection process. A transfer to the National Museum for the implementation of the Presidential Stimulus Programme was not fully transferred as the entity was not able to attract the anticipated applications in its three funding categories. Second tranche payments could not be made to some MGE beneficiaries whose events were implemented in March 2023.

HERITAGE PROMOTION AND PRESERVATION	2 650 365	2 622 404	27 961	1%
-------------------------------------	-----------	-----------	--------	----

The variance was caused by vacant positions that are at different stages of the selection process. A transfer to the National Library of SA for the Community Library Services Grant was not fully transferred due to slow progress on projects, which results in recurring under expenditure.

4.2 Per economic classification

Final appropriation	Actual expenditure	Variance	Variance as a % of final appropriation
R'000	R'000	R'000	%

Current expenditure

Compensation of employees	385 766	353 383	32 383	8%
Goods and services	699 183	691 925	7 258	1%

Transfers and subsidies

Provinces and municipalities	2 176 071	2 176 071	-	0%
Departmental agencies and accounts	2 376 956	2 358 268	18 688	1%
Higher education institutions	9 453	9 408	45	0%
Public corporations and private enterprises	91 729	87 465	4 264	5%
Foreign governments and international organisations	10 840	10 461	379	3%
Non-profit institutions	429 771	426 927	2 844	1%
Households	40 083	37 327	2 756	7%

4.2 Per economic classification

Payments for capital assets

- Buildings and other fixed structures
- Machinery and equipment
- Heritage assets

Payments for financial assets

Final appropriation	Actual expenditure	Variance	Variance as a % of final appropriation
R'000	R'000	R'000	%
11 508	11 508	-	0%
14 995	14 825	170	1%
57 844	57 844	-	0%
1 254	1 254	-	0%

Compensation of employees

The variance was caused by vacant positions that are at different stages of the selection process. Although a lot of work has been done in the recruitment space, it has not had a major impact on the vacancy rate. This is because most appointments that were made were internal; therefore, it did not assist in reducing the vacancy rate.

Goods and services

The variance was mainly attributed to the following:

- the service provider for the procurement and installation of ICT equipment for the operationalisation of the OR Tambo Garden of Remembrance had not completed the tasks in line with the SLA,
- the SA Sport Awards invoices for travel and accommodation were not yet received by the end of March 2023, and
- the South African Cultural Observatory invoice was based on work done.

Departmental agencies and accounts

The variance was mainly attributed to the following:

- a transfer to the National Museum for the implementation of the Presidential Stimulus Programme was not fully transferred because the entity was not able to attract the anticipated applications in its three funding categories,
- a transfer to National Library of SA for the Community Library Services Grant was not fully transferred due to slow progress on projects, which results in recurring under expenditure,
- Amazwi SA Museum of Literature and Die Afrikaanse Taalmuseum – funds could not be spent as the DPWI indicated that they could not include the project on their procurement plan as the project was allocated to them during the financial year by DSAC, and
- Iziko Museums of South Africa – payments were made in line with invoices received from the DPWI.



4.2 Per economic classification

Higher education institutions

The variance was due to failure by the university implementing an MGE project to submit compliance documents to facilitate the last tranche, and the approved funding to universities implementing human language technology projects was less than the allocation.

Foreign governments and international organisations

The variance was mainly attributed to fluctuation in the rand to pound and dollar exchange rate at time of processing annual subscription/membership fees to foreign governments and international organisations.

Public corporations and private enterprises

The variance was mainly attributed to second tranche payments that could not be made to some MGE beneficiaries whose events were implemented in March 2023.

Non-profit institutions

The variance was mainly attributed to the following:

- second tranche payments that could not be made to some MGE beneficiaries whose events were implemented in March 2023;
- the implementation of target groups projects was delayed, resulting in commencement of implementation in mid-March 2023, consequently, beneficiaries were unable to complete the projects and report, resulting in non-payment of second tranches; and
- a request for financial assistance from the province for the annual commemoration of Isandlwana was received after the event.

Households

The variance was mainly attributed to the following:

- second tranche payments that could not be made to cultural and creative industries development and MGE beneficiaries, and
- implementation of the placement strategy of unemployed graduates in the internship programme and placing them in the heritage sector will only be implemented in the 2023/24 financial year due to misclassification of the budget.

Machinery and equipment

The variance was attributed to an invoice for the procurement of laptops that was not submitted by the service provider by the end of the financial year.

4.3 Per conditional grant

COMMUNITY CONDITIONAL LIBRARY GRANT
MASS PARTICIPATION AND SPORT DEVELOPMENT GRANT

Final appropriation	Actual expenditure	Variance	Variance as a % of final appropriation
R'000	R'000	R'000	%
1 572 550	1 572 550	-	0%
603 511	603 511	-	0%

	Note	2022/23 R'000	2021/22 R'000
REVENUE			
Annual appropriation	1	6 305 453	5 747 273
Departmental revenue	2	4 838	11 598
TOTAL REVENUE		6 310 291	5 758 871
EXPENDITURE			
Current expenditure			
Compensation of employees	3	353 383	335 949
Goods and services	4	691 925	507 821
Total current expenditure		1 045 308	843 770
Transfers and subsidies			
Transfers and subsidies	6	5 105 927	4 731 841
Total transfers and subsidies		5 105 927	4 731 841
Expenditure for capital assets			
Tangible assets	7	84 177	55 845
Intangible assets	7	-	440
Total expenditure for capital assets		84 177	56 285
Payments for financial assets	5	1 254	11 764
TOTAL EXPENDITURE		6 236 666	5 643 660
SURPLUS/(DEFICIT) FOR THE YEAR		73 625	115 211

	Note	2022/23 R'000	2021/22 R'000
Reconciliation of net surplus/(deficit) for the year			
Voted Funds		68 787	103 613
Annual appropriation		68 787	103 613
Departmental revenue and NRF Receipts	12	4 838	11 598
SURPLUS/(DEFICIT) FOR THE YEAR		73 625	115 211



	Note	2022/23 R'000	2021/22 R'000
ASSETS			
Current assets		127 001	168 962
Cash and cash equivalents	8	47 998	74 595
Prepayments and advances	9	23 408	37 275
Receivables	10	55 595	57 092
Non-current assets		203	203
Receivables	10	203	203
TOTAL ASSETS		127 204	169 165
LIABILITIES			
Current liabilities		73 576	115 587
Voted funds to be surrendered to the Revenue Fund	11	68 787	104 692
Departmental revenue to be surrendered to the NRF	12	3 992	10 594
Payables	13	797	301
TOTAL LIABILITIES		73 576	115 587
NET ASSETS		53 628	53 578
Represented by:			
Recoverable revenue		53 628	53 578
TOTAL		53 628	53 578

	Note	2022/23 R'000	2021/22 R'000
Recoverable revenue			
Opening balance		53 578	50 507
Transfers		50	3 071
Debts revised		(63)	11
Debts recovered (included in departmental receipts)		(162)	(96)
Debts raised		275	3 156
Closing balance		53 628	53 578
TOTAL		53 628	53 578

	Note	2022/23 R'000	2021/22 R'000
CASH FLOWS FROM OPERATING ACTIVITIES			
Receipts		6 310 291	5 758 485
Annual appropriated funds received	1.1	6 305 453	5 747 273
Departmental revenue received	2	4 755	11 189
Interest received	2.2	83	23
Net (increase)/decrease in working capital		15 860	21 239
Surrendered to Revenue Fund		(116 132)	(136 274)
Current payments		(1 045 308)	(843 770)
Payments for financial assets		(1 254)	(11 764)
Transfers and subsidies paid		(5 105 927)	(4 731 841)
Net cash flow available from operating activities	14	57 530	56 075
CASH FLOWS FROM INVESTING ACTIVITIES			
Payments for capital assets	7	(84 177)	(56 285)
Proceeds from sale of capital assets	2.3	-	386
Net cash flows from investing activities		(84 177)	(55 899)
CASH FLOWS FROM FINANCING ACTIVITIES			
Increase/(decrease) in net assets		50	(32)
Increase/(decrease) in non-current payables		-	-
Net cash flows from financing activities		50	(32)
Net increase/(decrease) in cash and cash equivalents		(26 597)	144
Cash and cash equivalents at beginning of period		74 595	74 451
Cash and cash equivalents at end of period	15	47 998	74 595

PART A: ACCOUNTING POLICIES FOR FINANCIAL YEAR 2022/23

Summary of significant accounting policies

The financial statements have been prepared in accordance with the following policies, which have been applied consistently in all material aspects, unless otherwise indicated. Management has concluded that the financial statements present fairly the Department's primary and secondary information.

The historical cost convention has been used, except where otherwise indicated. Management has used assessments and estimates in preparing the annual financial statements. These are based on the best information available at the time of preparation.

Where appropriate and meaningful, additional information has been disclosed to enhance the usefulness of the financial statements and to comply with the statutory requirements of the Public Finance Management Act (PFMA), Act 1 of 1999 (as amended by Act 29 of 1999), and the Treasury Regulations issued in terms of the PFMA and the annual Division of Revenue Act.

1. Basis of preparation

The financial statements have been prepared in accordance with the Modified Cash Standard.

2. Going concern

The financial statements have been prepared on a going concern basis.

3. Presentation currency

Amounts have been presented in the currency of the South African Rand (R), which is also the functional currency of the Department.

4. Rounding

Unless otherwise stated, financial figures have been rounded to the nearest one thousand Rand (R'000).

5. Foreign currency translation

Cash flows arising from foreign currency transactions are translated into South African Rand using the spot exchange rates prevailing at the date of payment/receipt.

6 Comparative information

6.1 Prior period comparative information

Prior period comparative information has been presented in the current year's financial statements. Where necessary, figures included in the prior period financial statements have been reclassified to ensure that the format in which the information is presented is consistent with the format of the current year's financial statements.

6.2 Current year comparison with budget

A comparison between the approved final budget and actual amounts for each programme and economic classification is included in the appropriation statement.

7. Revenue

7.1 Appropriated funds

Appropriated funds comprises of departmental allocations as well as direct charges against the revenue fund (i.e. statutory appropriation).

Appropriated funds are recognised in the Statement of Financial Performance on the date the appropriation becomes effective. Adjustments made in terms of the adjustments budget process are recognised in the Statement of Financial Performance on the date the adjustments become effective.

Appropriated funds are measured at the amounts receivable.

The net amount of any appropriated funds due to or from the relevant revenue fund at the reporting date is recognised as a payable or receivable in the Statement of Financial Position.

7.2 Departmental revenue

Departmental revenue is recognised in the Statement of Financial Performance when received and is subsequently paid into the relevant revenue fund, unless stated otherwise.

Departmental revenue is measured at the cash amount received.

Any amount owing to the relevant revenue fund at the reporting date is recognised as a payable in the Statement of Financial Position.

7.3 Accrued departmental revenue

Accruals in respect of departmental revenue (excluding tax revenue) are recorded in the notes to the financial statements when—

- it is probable that the economic benefits or service potential associated with the transaction will flow to the Department, and
- the amount of revenue can be measured reliably.

The accrued revenue is measured at the fair value of the consideration receivable.

Accrued tax revenue (and related interest and/or penalties) is measured at amounts receivable from collecting agents.

Write-offs are made according to the Department's debt write-off policy.

8. Expenditure

8.1 Compensation of employees

8.1.1 Salaries and wages

Salaries and wages are recognised in the Statement of Financial Performance on the date of payment.

8.1.2 Social contributions

Social contributions made by the Department in respect of current employees are recognised in the Statement of Financial Performance on the date of payment.

Social contributions made by the Department in respect of ex-employees are classified as transfers to households in the Statement of Financial Performance on the date of payment.

8.2 Other expenditure

Other expenditure (such as goods and services, transfers and subsidies, and payments for capital assets) is recognised in the Statement of Financial Performance on the date of payment. The expense is classified as a capital expense if the total consideration paid is more than the capitalisation threshold.

8.3 Accruals and payables not recognised

Accruals and payables not recognised are recorded in the notes to the financial statements at cost at the reporting date. The cut-off date to recognise and record accruals and payables was 26 May 2023.

8.4 Leases

8.4.1 Operating leases

Operating lease payments made during the reporting period are recognised as current expenditure in the Statement of Financial Performance on the date of payment. Operating lease payments received are recognised as departmental revenue.

The operating lease commitments are recorded in the notes to the financial statements.

8.4.2 Finance leases

Finance lease payments made during the reporting period are recognised as capital expenditure in the Statement of Financial Performance on the date of payment. Finance lease payments received are recognised as departmental revenue.

The finance lease commitments are recorded in the notes to the financial statements and are not apportioned between the capital and interest portions.

Finance lease assets acquired at the end of the lease term are recorded and measured at the lower of–

- cost, being the fair value of the asset; or
- the sum of the minimum lease payments made, including any payments made to acquire ownership at the end of the lease term, excluding interest.

9. Aid Assistance

9.1 Aid assistance received

Aid assistance received in cash is recognised in the Statement of Financial Performance when received. In-kind aid assistance is recorded in the notes to the financial statements on the date of receipt and is measured at fair value.

Aid assistance not spent for the intended purpose and any unutilised funds from aid assistance that are required to be refunded to the donor are recognised as a payable in the Statement of Financial Position.

9.2 Aid assistance paid

Aid assistance paid is recognised in the Statement of Financial Performance on the date of payment. Aid assistance payments made prior to the receipt of funds are recognised as a receivable in the Statement of Financial Position.

10. Cash and cash equivalents

Cash and cash equivalents are stated at cost in the Statement of Financial Position.

Bank overdrafts are shown separately on the face of the Statement of Financial Position as a current liability.

For the purposes of the cash flow statement, cash and cash equivalents comprise cash on hand, deposits held, other short-term highly liquid investments and bank overdrafts.

11. Prepayments and advances

Prepayments and advances are recognised in the Statement of Financial Position when the Department receives or disburses the cash.

Prepayments and advances are initially and subsequently measured at cost.

The cut-off date for confirmation of balances was 26 May 2023.

12. Loans and receivables

Loans and receivables are recognised in the Statement of Financial Position at cost plus accrued interest, where interest is charged, less amounts already settled or written off. Write-offs are made according to the Department's write-off policy.

The cut-off date for confirmation of balances was 26 May 2023.

13. Investments

Investments are recognised in the Statement of Financial Position at cost.

14. Financial assets

14.1 Financial assets (not covered elsewhere)

A financial asset is recognised initially at its cost plus transaction costs that are directly attributable to the acquisition or issue of the financial asset.

At the reporting date, a department must measure its financial assets at cost, less amounts already settled or written off, except for recognised loans and receivables, which are measured at cost plus accrued interest, where interest is charged, less amounts already settled or written off.

14.2 Impairment of financial assets

Where there is an indication of impairment of a financial asset, an estimation of the reduction in the recorded carrying value, to reflect the best estimate of the amount of the future economic benefits expected to be received from that asset, is recorded in the notes to the financial statements

15. Payables

Payables recognised in the Statement of Financial Position are recognised at cost.

The cut-off date for confirmation of balances was 26 May 2023.

16. Capital assets

16.1 Immovable capital assets

Immovable assets reflected in the asset register of the Department are recorded in the notes to the financial statements at cost or fair value where the cost cannot be determined reliably. Immovable assets acquired in a non-exchange transaction are recorded at fair value at the date of acquisition. Immovable assets are subsequently carried in the asset register at cost and are not currently subject to depreciation or impairment.

Subsequent expenditure of a capital nature forms part of the cost of the existing asset when ready for use.

Additional information on immovable assets not reflected in the assets register is provided in the notes to financial statements.

16.2 Movable capital assets

Movable capital assets are initially recorded in the notes to the financial statements at cost. Movable capital assets acquired through a non-exchange transaction is measured at fair value as at the date of acquisition.

Where the cost of movable capital assets cannot be determined reliably, the movable capital assets are measured at fair value, and where fair value cannot be determined, the movable assets are measured at R1

All assets acquired prior to 1 April 2002 (or a later date as approved by the OAG) may be recorded at R1. Movable capital assets are subsequently carried at cost and are not subject to depreciation or impairment.

Subsequent expenditure that is of a capital nature forms part of the cost of the existing asset when ready for use.

16.3 Intangible assets

Intangible assets are initially recorded in the notes to the financial statements at cost. Intangible assets acquired through a non-exchange transaction are measured at fair value as at the date of acquisition.

Internally generated intangible assets are recorded in the notes to the financial statements when the Department commences the development phase of the project.

Where the cost of intangible assets cannot be determined reliably, the intangible capital assets are measured at fair value, and where fair value cannot be determined/ the intangible assets are measured at R1.

All assets acquired prior to 1 April 2002 (or a later date as approved by the OAG) may be recorded at R1.

Intangible assets are subsequently carried at cost and are not subject to depreciation or impairment.

Subsequent expenditure of a capital nature forms part of the cost of the existing asset when ready for use.

16.4 Project costs: work in progress

Expenditure of a capital nature is initially recognised in the Statement of Financial Performance at cost when paid.

Amounts paid towards capital projects are separated from the amounts recognised and accumulated in work in progress until the underlying asset is ready for use. Once ready for use, the total accumulated payments are recorded in an asset register. Subsequent payments to complete the project are added to the capital asset in the asset register.

Where the Department is not the custodian of the completed project asset, the asset is transferred to the custodian subsequent to completion.

17. Provisions and contingents

17.1 Provisions

Provisions are recorded in the notes to the financial statements when there is a present legal or constructive obligation to forfeit economic benefits as a result of events in the past and it is probable that an outflow of resources embodying economic benefits or service potential will be required to settle the obligation and a reliable estimate of the obligation can be made. The provision is measured as the best estimate of the funds required to settle the present obligation at the reporting date.

17.2 Contingent liabilities

Contingent liabilities are recorded in the notes to the financial statements when there is a possible obligation that arises from past events, and whose existence will be confirmed only by the occurrence or non-occurrence of one or more uncertain future events not within the control of the department or when there is a present obligation that is not recognised because it is not probable that an outflow of resources will be required to settle the obligation or the amount of the obligation cannot be measured reliably.

17.3 Contingent assets

Contingent assets are recorded in the notes to the financial statements when a possible asset arises from past events, and whose existence will be confirmed by the occurrence or non-occurrence of one or more uncertain future events not within the control of the Department.

17.4 Capital commitments

Capital commitments are recorded at cost in the notes to the financial statements.

18. Unauthorised expenditure

Unauthorised expenditure is measured at the amount of the confirmed unauthorised expenditure.

Unauthorised expenditure is recognised in the statement of changes in net assets until such time as the expenditure is either—

- approved by Parliament or the Provincial Legislature with funding and the related funds are received, or
- approved by Parliament or the Provincial Legislature without funding and is written off against the appropriation in the Statement of Financial Performance, or
- transferred to receivables for recovery.

Unauthorised expenditure recorded in the notes to the financial statements comprise—

- unauthorised expenditure that was under assessment in the previous financial year,
- unauthorised expenditure relating to the previous financial year and identified in the current year, and
- unauthorised expenditure incurred in the current year.

19. Fruitless and wasteful expenditure

Fruitless and wasteful expenditure receivables are recognised in the Statement of Financial Position when recoverable. The receivable is measured at the amount that is expected to be recovered and is derecognised when settled or subsequently written off as irrecoverable.

Fruitless and wasteful expenditure is recorded in the notes to the financial statements when confirmed and at amounts confirmed, and comprises—

- fruitless and wasteful expenditure that was under assessment in the previous financial year,
- fruitless and wasteful expenditure relating to the previous financial year and identified in the current year, and
- fruitless and wasteful expenditure incurred in the current year.

20. Irregular expenditure

Losses emanating from irregular expenditure are recognised as a receivable in the Statement of Financial Position when recoverable. The receivable is measured at the amount that is expected to be recovered and is derecognised when settled or subsequently written off as irrecoverable.

Irregular expenditure is recorded in the notes to the financial statements when confirmed and at amounts confirmed, and comprises—

- irregular expenditure that was under assessment in the previous financial year,
- irregular expenditure relating to the previous financial year and identified in the current year, and
- irregular expenditure incurred in the current year.

21. Changes in accounting estimates and errors

Changes in accounting estimates are applied prospectively in accordance with MCS requirements.

Correction of errors is applied retrospectively in the period in which the error has occurred in accordance with MCS requirements, except to the extent that it is impracticable to determine the period-specific effects or the cumulative effect of the error. In such cases the Department must restate the opening balances of assets, liabilities and net assets for the earliest period for which retrospective restatement is practicable.

22. Events after the reporting date

Events after the reporting date that are classified as adjusting events have been accounted for in the financial statements. The events after the reporting date that are classified as non-adjusting events after the reporting date have been disclosed in the notes to the financial statements.

23. Principal-agent arrangements

The Department is party to a principal-agent arrangement which involves a third-party. In terms of the arrangement the Department is the principal or agent and is responsible for directing the entity (an agent) through a binding arrangement to undertake transactions with third parties. All related revenues, expenditures, assets and liabilities have been recognised or recorded in terms of the relevant policies listed herein. Additional disclosures have been provided in the notes to the financial statements where appropriate.

24. Departures from the MCS requirements

Management has concluded that the financial statements present fairly the Department's primary and secondary information.

25. Capitalisation reserve

The capitalisation reserve comprises financial assets and/or liabilities originating in a prior reporting period but which are recognised in the Statement of Financial Position for the first time in the current reporting period. Amounts are recognised in the capitalisation reserves when identified in the current period and are transferred to the National/Provincial Revenue Fund when the underlying asset is disposed and the related funds are received.

26. Recoverable revenue

Amounts are recognised as recoverable revenue when a payment made in a previous financial year becomes recoverable from a debtor in the current financial year. Amounts are either transferred to the National Revenue Fund when recovered or are transferred to the Statement of Financial Performance when written off.

27. Related party transactions

Related party transactions within the Minister's portfolio are recorded in the notes to the financial statements when the transaction is not at arm's length.

The number of individuals and the full compensation of key management personnel is recorded in the notes to the financial statements.

28. Inventories (Effective from date determined in a Treasury Instruction)

At the date of acquisition, inventories are recognised at cost in the Statement of Financial Performance.

Where inventories are acquired as part of a non-exchange transaction, the inventories are measured at fair value as at the date of acquisition.

Inventories are subsequently measured at the lower of cost and net realisable value or where intended for distribution (or consumed in the production of goods for distribution) at no or a nominal charge, the lower of cost and current replacement value.

The cost of inventories is assigned by using the weighted average cost basis.

29. Public-private partnerships

Public-private partnerships (PPPs) are accounted for based on the nature and/or the substance of the partnership. The transaction is accounted for in accordance with the relevant accounting policies.

A summary of the significant terms of the PPP agreement, the parties to the agreement, and the date of commencement thereof together with the description and nature of the concession fees received, the unitary fees paid, rights and obligations of the Department are recorded in the notes to the financial statements.

30. Employee benefits

The value of each major class of employee benefit obligation (accruals, payables not recognised and provisions) is disclosed in the Employee Benefits Note.

Accruals and payables not recognised for employee benefits are measured at cost or fair value at the reporting date.

The provision for employee benefits is measured as the best estimate of the funds required to settle the present obligation at the reporting date.

31. Transfer of functions

Transfer of functions is accounted for by the acquirer by recognising or recording assets acquired and liabilities assumed at their carrying amounts at the date of transfer.

Transfer of functions is accounted for by the transferor by derecognising or removing assets and liabilities at their carrying amounts at the date of transfer.

32. Mergers

Mergers are accounted for by the combined department by recognising or recording assets acquired and liabilities assumed at their carrying amounts at the date of the merger.

Mergers are accounted for by the combining departments by derecognising or removing assets and liabilities at their carrying amounts at the date of the merger.

PART B: EXPLANATORY NOTES

1. Annual appropriation

1.1 Annual appropriation

Included are funds appropriated in terms of the Appropriation Act (and the Adjustments Appropriation Act) for National Departments (Voted funds) and Provincial Departments:

Annual appropriation	2022/23			2021/22		
	Final budget	Actual funds received	Funds not requested/ not received	Final budget	Appropriation received	Funds not requested/ not received
Programmes	R'000	R'000	R'000	R'000	R'000	R'000
ADMINISTRATION	549 631	549 631	-	497 093	497 093	-
RECREATION DEVELOPMENT AND SPORT PROMOTION	1 344 440	1 344 440	-	1 372 722	1 372 722	-
ARTS AND CULTURE PROMOTION AND DEVELOPMENT	1 761 017	1 761 017	-	1 293 451	1 293 451	-
HERITAGE PROMOTION AND PRESERVATION	2 650 365	2 650 365	-	2 584 007	2 584 007	-
Total	6 305 453	6 305 453	-	5 747 273	5 747 273	-

2. Departmental revenue

Sales of goods and services other than capital assets

Interest, dividends and rent on land

Sales of capital assets

Transactions in financial assets and liabilities

Transfer received

Departmental revenue collected

Note	2022/23 R'000	2021/22 R'000
2.1	276	247
2.2	83	23
2.3	-	386
2.4	4 479	10 792
2.5	-	150
	4 838	11 598

No revenue on sale of capital assets in 2022/2023 as the revenue from an auction held late in March 2023 was only received in April 2023.

Major decrease under transactions in assets and liabilities due to refunds received in the 2021/2022 financial year from the CSIR from a trust held on behalf of the Department and for an exhibition abroad that was cancelled due to COVID-19.

The Department also received a refund in the 2021/2022 financial year of unspent funds for a project that was implemented by the Mpumalanga Economic Growth Agency for the refurbishment and upgrading of three civic centres in Mpumalanga.

No sponsorship received in 2022/2023.

2.1 Sales of goods and services other than capital assets

Sales of goods and services produced by the department

Sales by market establishment

Administrative fees

Other sales

Sales of scrap, waste, and other used current goods

Total

Note	2022/23 R'000	2021/22 R'000
2		
	276	242
	96	97
	10	2
	170	143
	-	5
	276	247
2		
	83	23
	83	23

2.2 Interest, dividends and rent on land

Interest

Total

2.3 Sales of capital assets

Tangible capital assets

Machinery and equipment

Total

Note

2022/23
R'000

2021/22
R'000

2

-

386

-

386

-

386

2.4 Transactions in financial assets and liabilities

2

Receivables

145

70

Other receipts including recoverable revenue

4 334

10 722

Total

4 479

10 792

2.5 Transfers received

2

Public corporations and private enterprises

-

150

Total

-

150

3. Compensation of employees

3.1 Salaries and wages

Basic salary

239 820

228 515

Performance award

178

1 093

Service Based

558

367

Compensative/circumstantial

7 470

5 084

Other non-pensionable allowances

62 849

60 267

Total

310 875

295 326

3.2 Social contributions Employer contributions

	Note	2022/23 R'000	2021/22 R'000
Pension		29 385	28 162
Medical		13 064	12 406
Bargaining council		59	55
Total		42 508	40 623
Total compensation of employees		353 383	335 949
Average number of employees		567	533

Compensation of employees

The variance was caused by vacant positions that are at different stages of the selection process. Although a lot of work has been done in the recruitment space, it has not had a major impact on the vacancy rate. This is because most appointments that were made were internal; therefore, it did not assist in reducing the vacancy rate.

4. Goods and services

Administrative fees		813	815
Advertising		18 941	21 837
Minor assets	4.1	607	283
Bursaries (employees)		1 935	1 527
Catering		1 945	697
Communication		15 068	23 022
Computer services	4.2	35 993	28 728

	Note	2022/23 R'000	2021/22 R'000
Consultants: Business and advisory services		42 922	28 609
Laboratory services		16	30
Legal services		801	1 879
Contractors		198 927	140 237
Agency and support/outsourced services		29	393
Entertainment		108	50
Audit cost – external	4.3	11 657	12 267
Fleet services		2 545	4 740
Inventories	4.4	22 712	8 331
Consumables	4.5	4 393	4 154
Operating leases		194 914	130 938
Property payments	4.6	33 188	38 551
Rental and hiring		10	290
Transport provided as part of the departmental activities		-	1
Travel and subsistence	4.7	81 836	42 950
Venues and facilities		11 230	2 575
Training and development		2 223	8 585
Other operating expenditure	4.8	9 112	6 332
Total		691 925	507 821

Advertising: reduction in expenditure was due to some marketing of events done by appointed service providers of events; therefore, classified under Contractors.

Minor assets: minimal increase in procurement of minor assets in the year under review.

Bursaries (employees): increase in expenditure was due to the cost of study programmes employees applied for, especially in private institutions of higher learning.

Catering: no restrictions on the number of attendees at departmental events, and meetings/engagements are now held on physical and/or digital platforms, which resulted in an increase in catering services.

Communication: savings realised with the new mobile phone contract, whereby data bundles are cheaper than in the previous contract.

Computer services: increase in the number of licences for various software and the upgrading of internet data line to accommodate the additional number of users following the merger.

Consultants: business and advisory services – appointment of a service provider to conduct a feasibility study of the National Archives new purpose building in the year under review.

Laboratory services: fewer COVID-19 tests done as they are no longer mandatory when travelling internationally.

Legal services: due to dormant litigation matters resulting in reduction in expenditure.

Contractors: no restrictions on the number of attendees at departmental events and the SA Sport Awards that resumed in the year under review.

Entertainment: increase in use of entertainment allowance by senior management.

Audit cost: decrease in expenditure was due to the 2021/22 audit on COVID-19 relief funding.

Inventories: high volume of sportswear and sports equipment procured for schools and communities in the year under review, procurement of ICT equipment and installation of the OR Tambo Library, which includes developing digital content about the life of OR Tambo.

Consumables: less procurement of PPE items for COVID-19.

Operating leases: major spike in expenditure mainly due to payment of the prior financial year's fourth quarter state-owned invoice in the year under review.

Property payments: reduction in expenditure was due to no decontamination of the building as a result of COVID-19 cases, and the Regent Place security contract prior to the relocation of staff to Sechaba Building.

Rental and hiring: reduction in rental expenditure and short term rentals at events.

Travel and subsistence: no restrictions on the number of attendees at departmental events, and meetings/engagements are now held on physical and/or digital platforms, which resulted in a spike in travel costs.

Training and development: In the previous financial year, the high spending was due to the appointment of a service provider to conduct the SILAPHA wellness programmes across provinces

Other operating expenditure: increase was due to the payment of an invoice from the previous financial year for the Living Human Treasures project.

4.1 Minor assets

Tangible capital assets

Machinery and equipment

Total

Note	2022/23 R'000	2021/22 R'000
4		
	607	283
	607	283
	607	283

4.2 Computer services

SITA computer services

External computer service providers

Total

4		
	20 560	16 530
	15 433	12 198
	35 993	28 728

4.3 Audit cost – external

Regularity audits

Investigations

Computer audits

Total

4		
	9 833	11 481
	597	366
	1 227	420
	11 657	12 267

4.4 Inventory

Other supplies

Total

4		
4.4.1	22 712	8 331
	22 712	8 331



4.4.1 Other supplies**Assets for distribution**

Machinery and equipment

Sports and recreation

Other

Total

Note	2022/23 R'000	2021/22 R'000
	22 712	8 331
	3 095	773
	19 617	7 558
	-	-
4.4	22 712	8 331

4.5 Consumables**Consumable supplies**

Uniform and clothing

Household supplies

Building material and supplies

IT consumables

Other consumables

Stationery, printing and office supplies

Total

4	1 553	1 840
	230	194
	386	1 138
	414	18
	180	92
	343	398
	2 840	2 314
	4 393	4 154

4.6 Property payments

Municipal services

Property management fees

Property maintenance and repairs

Other

Total

4	12 828	14 921
	634	882
	1 915	3 829
	17 811	18 919
	33 188	38 551

4.7 Travel and subsistence

	Note	2022/23 R'000	2021/22 R'000
Local	4	62 873	36 466
Foreign		18 963	6 484
Total		81 836	42 950

4.8 Other operating expenditure

Professional bodies, membership, and subscription fees	4	428	490
Resettlement costs		100	43
Other		8 584	5 799
Total		9 112	6 332

4.9 Remuneration of members of a commission or committee of inquiry (Included in Consultants: Business and advisory services)

Name of Commission / Committee of inquiry

Audit committee		1 111	1 472
Risk committee		352	183
COVID-19 relief committee		16	3 247
NAC/NFVF Appeals committee		1 053	491
South African Geographical Names Council		830	800
Social Cohesion advocacy		74	-
Heraldic committee		85	33
National Archives Advisory Council		63	40
Events technical production transformation forum		546	953
SACO Steering Committee		33	29
Return to play/performance adjudication committee		309	48



	Note	2022/23 R'000	2021/22 R'000
Sports awards		103	-
Indigenous knowledge REF panel		197	-
Tribunal appeal committee (water surfing)		200	-
Other (Book Policy R82 000, Eminent People Group R131 000 and South African Language Practitioners' Council R2 000)		215	-
Total		5 187	7 296

5. Payments for financial assets

Other material losses written off	5.1	1 254	478
Debts written off	5.2	-	11 286
Total		1 254	11 764

The decrease is due to the DPWI amount that was written off in the previous year.

5.1 Other material losses written off

Nature of losses (Group major categories, but list material items)	5		
Damages and losses written off		1 254	478
Total		1 254	478

5.2 Debts written off

Nature of debts written off			
Other debt written off			
Claims recoverable written off		-	11 286
Total debt written off		-	11 286

6. Transfers and subsidies

	Note	2022/23 R'000	2021/22 R'000
Provinces and municipalities	30	2 176 071	2 087 909
Departmental agencies and accounts	ANNEX 1B	2 358 268	2 067 267
Higher education institutions	ANNEX 1C	9 408	4 392
Foreign governments and international organisations	ANNEX 1E	10 461	5 511
Public corporations and private enterprises	ANNEX 1D	87 465	108 092
Non-profit institutions	ANNEX 1F	426 927	414 423
Households	ANNEX 1G	37 327	44 247
Total		5 105 927	4 731 841

Provinces and municipalities: increase was due to nominal CPI growth. Departmental agencies and accounts: increase in expenditure was due to additional funds earmarked to implementing entities for implementation of the presidential stimulus package in the current financial year. Higher education institutions: increase in expenditure was due to human language technologies (HLT) projects financially supported in line with the signed Memorandum of Agreement. Foreign governments and international organisations: increase in expenditure was due to transfer to the African Union Sports Council AUSEC Region 5 for participation of SA athletes at the 10th edition of the Region 5 Youth Games in Malawi. Public corporations and private enterprises: decrease was due to reprioritisation of funds within MGE from this classification to other classification and to non-profit institutions in the Cultural and Creative Industries Development subprogramme. Non-profit institutions: increase in expenditure was due to additional funds earmarked to implementing entities for implementation of the presidential stimulus package in the current financial year. Households: reduction in expenditure was due to the number of approved beneficiaries of MGE open call in the year under review.



7. Expenditure for capital assets

Tangible capital assets

Buildings and other fixed structures

Heritage assets

Machinery and equipment

Intangible capital assets

Software

Total

Note	2022/23 R'000	2021/22 R'000
	84 177	55 845
27	11 508	26 065
27	57 844	21 306
25	14 825	8 474
26	-	440
	-	440
	84 177	56 285

Buildings and other fixed structures: expenditure on HVAC project is dependent on the DPWI invoicing for work done. Heritage assets: increase was due to payment to the DPWI for the Sarah Baartman Centre project upon finalisation of the SLA between DSAC and the DPWI. Machinery and equipment: high spending was due to procurement of storage equipment and the installation of security equipment on the floors and in the control room as part of the relocation of staff from Regent Place to Sechaba House in the year under review.

7.1 Analysis of funds utilised to acquire capital assets - 2022/23

Tangible capital assets

Buildings and other fixed structures

Heritage assets

Machinery and equipment

Total

Voted Funds	Aid assistance R'000	Total R'000
84 177	-	84 177
11 508	-	11 508
57 844	-	57 844
14 825	-	14 825
84 177	-	84 177

7.2 Analysis of funds utilised to acquire capital assets - 2021/22

Tangible capital assets

Heritage assets

Machinery and equipment

Intangible capital assets

Software

Total

55 845	-	55 845
47 371	-	47 371
8 474	-	8 474
440	-	440
440	-	440
56 285	-	56 285

8. Cash and cash equivalents

Consolidated Paymaster General Account
Investments (domestic)

Total

Note

2022/23
R'000

2021/22
R'000

43 871

74 103

4 127

492

47 998

74 595

9. Prepayments and advances

Travel and subsistence
Advances paid (Not expensed)

Total

9.1

17

52

23 391

37 223

23 408

37 275

Analysis of total prepayments and advances

Current prepayments and advances

Total

23 408

37 275

23 408

37 275

9.1 Advances paid (not expensed)

Note	Balance as at 1 April 2022 R'000	Less: amount expensed in current year R'000	Add/less: other R'000	Add: current year advances R'000	Balance as at 31 March 2023 R'000
9					
National departments	19 086	(20 446)	-	18 224	16 864
Provincial departments	15 000	(14 543)	-	-	457
Public entities	3 137	(439)	-	3 372	6 070
Total	37 223	(35 428)	-	21 596	23 391
9					
Advances paid (not expensed)					
National departments	15 308	(6 385)	-	10 163	19 086
Provincial departments	15 000	-	-	-	15 000
Public entities	264	(14 087)	-	16 960	3 137
Total	30 572	(20 472)	-	27 123	37 223

Note	2022/23			2021/22		
	Current R'000	Non-current R'000	Total R'000	Current R'000	Non-current R'000	Total R'000
10.1	54 398	-	54 398	54 885	-	54 885
10.2	640	-	640	1 790	-	1 790
10.3	557	203	760	417	203	620
Total	55 595	203	55 798	57 092	203	57 295

10. Receivables

Claims recoverable	10.1	54 398	-	54 398	54 885	-	54 885
Recoverable expenditure	10.2	640	-	640	1 790	-	1 790
Staff debt	10.3	557	203	760	417	203	620
Total		55 595	203	55 798	57 092	203	57 295

218

A prior period correction of R3 103 000 was added to claims recoverable following an error in the amount recorded by one of the public entities. Debt of R203 000 was incorrectly recorded as current instead of non-current.



sport, arts & culture

Department:
Sport, Arts and Culture
REPUBLIC OF SOUTH AFRICA

10.1 Claims recoverable

Provincial departments

Public entities

Private enterprises

Total

Note	2022/23 R'000	2021/22 R'000
10		
	40	450
	54 275	54 352
	83	83
	54 398	54 885

Included in the R54 275 000 of public entities is the material amount of R53 134 000, recoverable from the National Empowerment Fund (NEF).

10.2 Recoverable expenditure

Disallowance damages and losses

Salaries TAX debt

Disallowance miscellaneous

Salaries pension

Salaries study loans: CL

Total

10		
	586	1 743
	8	12
	12	24
	34	10
	-	1
	640	1 790

The decrease in disallowance damages and losses was due to the write-off of damages and losses claims of R1 200 000.

10.3 Staff debt

Staff debt

Total

10		
	760	620
	760	620

	Note	2022/23 R'000	2021/22 R'000
11. Voted funds to be surrendered to the Revenue Fund			
Opening balance		104 692	136 301
Transfer from statement of financial performance (as restated)		68 787	103 613
Paid during the year		(104 692)	(135 222)
Closing balance		68 787	104 692
12. Departmental revenue and NRF receipts to be surrendered to the Revenue Fund			
Opening balance		10 594	48
Transfer from Statement of Financial Performance (as restated)		4 838	11 598
Paid during the year		(11 440)	(1 052)
Closing balance		3 992	10 594
13. Payables - current			
Amounts owing to other entities		478	-
Clearing accounts	13.1	312	285
Other payables	13.2	7	16
Total		797	301

13.1 Clearing accounts

GEHS control account

Salaries: Income tax

Salaries: Medical aid

Total

Note	2022/23 R'000	2021/22 R'000
13		
	181	85
	130	199
	1	1
	312	285

13.2 Other payables

NRF interest on bank account

Litigation payable

Pension recoverable account

Total

13		
	-	5
	-	2
	7	9
	7	16

14. Net cash flow available from operating activities

Net surplus/(deficit) as per Statement of Financial Performance

Add back non-cash/cash movements not deemed operating activities

(Increase)/decrease in receivables

(Increase)/decrease in prepayments and advances

Increase/(decrease) in payables – current

Proceeds from sale of capital assets

Expenditure on capital assets

Surrenders to Revenue Fund

Net cash flow generated by operating activities

	73 625	115 211
	(16 095)	(59 136)
	1 497	28 734
	13 867	(6 684)
	496	(811)
	-	(386)
	84 177	56 285
	(116 132)	(136 274)
	57 530	56 075

		Note	2022/23	2021/22
			R'000	R'000
15. Reconciliation of cash and cash equivalents for cash flow purposes				
Consolidated Paymaster General account			43 871	74 103
Cash with commercial banks (local)			4 127	492
Total			47 998	74 595
16. Contingent liabilities and contingent assets				
16.1 Contingent liabilities				
Liable to	Nature			
Housing loan guarantees	Employees	Annex 3A	-	42
Claims against the Department		Annex 3B	148 978	120 465
Intergovernmental payables		Annex 5	63 945	95 029
Total			212 923	215 536

The possible obligation has risen as a result of housing loan guarantees issued by the Department, which are not recognised as a liability because it is not probable that an outflow of resources will be required to settle the obligation. The possible obligation has risen from past events and the existence of obligation will be confirmed only by finalisation of court cases. The majority of the court cases emanate from contract disputes and civil claims of damages. The estimates of these amounts were confirmed by the departmental internal legal expert and/or external legal expert; however, such estimates do not include the legal fees because these fees cannot be reliably estimated. The unconfirmed intergovernmental claims possible obligation has risen as a result of claims which are not recognised/confirmed by the Department because the amount cannot be measured with sufficient reliability. The existence of these claims will be confirmed by investigation or submission of complete reports. The increase in claims against the Department was due to new matters that were added in the litigation register.

16.2 Contingent assets

Nature of contingent asset

Litigation recoverables

Total

A contingent asset has arisen from unplanned and unexpected events not under the control of the Department. An inflow of resources will become virtually certain when their existence is confirmed and finalised by courts involved and then the related asset will be recorded as a receivable for departmental revenue in the notes.

17. Capital commitments

Buildings and other fixed structures

Heritage assets

Machinery and equipment

Intangible assets

Total

Note	2022/23	2021/22
	R'000	R'000
	13 108	11 782
	13 108	11 782
	101 456	103 497
	146 533	161 075
	682	7 763
	-	49
	248 671	272 384

The Department entered into a multiyear contract with the DPWI for upgrading of the fire protection system and refurbishment of the HVAC system for the National Archives building. The total capital commitment to the DPWI is disclosed under buildings and other fixed structures.

18. Accruals and payables not recognised

18.1 Accruals

Listed by economic classification

Goods and services

Capital assets

Other

Total

30 days	30+ days	Total	Total
22 177	-	22 177	49 771
-	-	-	1 492
630	-	630	-
22 807	-	22 807	51 263

Listed by programme level

Programme 1: Administration

Programme 2: Recreation Development and Sport Promotion

Programme 3: Arts and Culture Promotion and Development

Programme 4: Heritage Promotion and Preservation

Total

Note

2022/23 R'000	2021/22 R'000
18 581	40 968
1 468	4 533
1 764	5 215
994	547
22 807	51 263

Included in the total accrual of R 22,8 million is material invoices for DPWI R12 million for office accommodation, R4,6 million for the departmental travel agency, AGSA R1 million for audit work, R540 000 to DBE for the official that was seconded to the Department, R519 000 for the lease of vehicles from G-Fleet and R528 000 for IT advisory services.

18.2 Payables not recognised

Listed by economic classification

Goods and services

Capital assets

Total

			2022/23 R'000	2021/22 R'000
	30 days	30+ days	Total	Total
Goods and services	3 768	-	3 768	264
Capital assets	-	-	-	38 447
Total	3 768	-	3 768	38 711

Listed by programme level

Programme 1: Administration

Programme 2: Recreation Development and Sport Promotion

Programme 3: Arts and Culture Promotion and Development

Programme 4: Heritage Promotion and Preservation

Total

Note

	2022/23 R'000	2021/22 R'000
Programme 1: Administration	3 185	65
Programme 2: Recreation Development and Sport Promotion	93	38 556
Programme 3: Arts and Culture Promotion and Development	420	7
Programme 4: Heritage Promotion and Preservation	70	83
Total	3 768	38 711

Included in the total payables of R3,8 million is material invoices from the DPWI amounting to R3 million for office accommodation and invoices for R531 000 for departmental travel services.

Included in the above totals are the following:

Confirmed balances with departments

Confirmed balances with other government entities

Total

Annex 5

Annex 5

	2022/23 R'000	2021/22 R'000
Confirmed balances with departments	1 468	4 186
Confirmed balances with other government entities	17 700	75 569
Total	19 168	79 755

19. Employee benefits

Leave entitlement
Service bonus
Performance awards
Capped leave
Other
Total

Note	2022/23 R'000	2021/22 R'000
	19 061	23 166
	8 783	8 534
	-	426
	6 054	6 737
	381	403
	34 279	39 266

At this stage the Department is not able to reliably measure the long-term portion of the long service awards.

Included in the figure for leave entitlement are 99,43 days that employees of the Department have already taken, which results in negative leave days owed to the Department. Should these employees resign, the leave days will amount to R180 753.86.

20. Lease commitments

20.1 Operating leases

2022/23

Not later than 1 year
Later than 1 year and not later than 5 years
Total lease commitments

Buildings and other fixed structures R'000	Machinery and equipment R'000	Total R'000
38 541	3 335	41 876
16 918	-	16 918
55 459	3 335	58 794

2021/22

Not later than 1 year

Later than 1 year and not later than 5 years

Total lease commitments

Buildings and other fixed structures	Machinery and equipment	Total
R'000	R'000	R'000
36 147	5 798	41 945
55 459	768	56 227
91 606	6 566	98 172

The Department entered into an operating lease arrangement for services such as the provision of vehicles, office accommodation and others. The lease arrangements are for a period of not more than three years with no renewal and purchase option. Under buildings and other fixed structures is a lease agreement for office accommodation of DSAC with the inception date of 1 July 2017, namely the VWL Building. The VWL Building was occupied through a lease agreement for a period of seven years. Included in machinery and equipment is the lease of photocopier equipment. The decrease in this note as compared to the previous year is due to the payments processed as and when the leased asset is being used.

20.2 Finance leases ****2022/23**

Not later than 1 year

Later than 1 year and not later than 5 years

Total lease commitments

Buildings and other fixed structures	Machinery and equipment	Total
R'000	R'000	R'000
-	4 026	4 026
-	967	967
-	4 993	4 993

2021/22

Not later than 1 year

Later than 1 year and not later than 5 years

Total lease commitments

Buildings and other fixed structures	Machinery and equipment	Total
R'000	R'000	R'000
-	4 435	4 435
-	3 917	3 917
-	8 352	8 352

**** This note excludes leases relating to public private partnerships as they are separately disclosed to note no. 33.**

Included in the finance leases is the lease of communication equipment for data and voice calls. The decrease in this note as compared to the previous year is due to the payments processed as and when the leased asset is being used. The lease agreement does not have renewal or purchase options as well as escalation clauses.

21. Accrued departmental revenue

Interest, dividends and rent on land

Total

Note	2022/23 R'000	2021/22 R'000
	-	12 650
	-	12 650

The accrued departmental revenue is the interest earned in the IDT bank account, which has been moved to receivable. The opening balance is restated due to the NEF amount that was incorrectly disclosed.

Note

2022/23
R'0002021/22
R'000

21.1 Analysis of accrued departmental revenue

Opening balance

12 650

12 650

Less: Amounts transferred to receivables for recovery

(12 650)

-

Closing balance**-****12 650**

The accrued departmental revenue amounting to R12.6 million is the interest earned in the IDT bank account. This amount is derecognized in line with MCS which requires the department to records and discloses accruals in respect of departmental revenue when it is probable that the economic benefits or service potential associated with the transaction will flow to the department. The department considered the following in accessing the probability of the money to be received from the IDT:

- The Department sent confirmations and a claim in 2016 and IDT, the IDT responded that the money should remain in the account (interest bearing account) until such time that the dispute between IDT and DAC is resolved by the court.
- Reference was made to section 4.11 of the MOA which allows the interest earned at the bank account to be used for bank cost, charges and legal costs.
- The bank statement provided by the IDT on the separate project account reflected the balance which was significantly smaller than R12.5 million which was claimed.
- All credit transactions reflected in the bank statements were verified to be the payments for the projects.
- In 2023, the DSAC sent again the confirmation of balance to the IDT and which the IDT did not respond.

The conclusion was reached that it is not probable that the funds will be received.

The opening balance is restated due to the NEF amount that was incorrectly disclosed.

	Note	2022/23 R'000	2021/22 R'000
<h2>22. Unauthorised, irregular and fruitless and wasteful expenditure</h2>			
Irregular expenditure		-	59 722
Total		-	59 722
<p>With the introduction of the PFMA Compliance and Reporting Framework, the old Irregular Expenditure Reporting Framework was repealed, resulting in changes to disclosure requirements. Unauthorised, irregular and fruitless and wasteful expenditure when incurred and confirmed is recorded in the annual financial statements disclosure. This relates to unauthorised, irregular and fruitless and wasteful expenditure incurred in the current financial year, with a one financial year comparative analysis. Unauthorised, irregular and fruitless and wasteful expenditure for the previous financial year (comparative amounts) must be recognised in the period in which they occurred.</p>			
<h2>23. Related party transactions</h2>			
Payments made			
Goods and services		143 309	83 752
Total		143 309	83 752

The Department paid rental on behalf of public entities, which was already disclosed under goods and services under rental.

List related party relationships and the nature thereof

No.	Name of entity	Relationship
1.	National Film and Video Foundation	Entity under the Minister's portfolio
2.	National Heritage Council	Entity under the Minister's portfolio
3.	National Arts Council	Entity under the Minister's portfolio
4.	South African Heritage Resources Agency	Entity under the Minister's portfolio
5.	The Market Theatre Foundation	Entity under the Minister's portfolio
6.	The Playhouse Company	Entity under the Minister's portfolio
7.	Artscape	Entity under the Minister's portfolio
8.	Performing Arts Centre of the Free State	Entity under the Minister's portfolio
9.	South African State Theatre	Entity under the Minister's portfolio
10.	Iziko Museums of South Africa	Entity under the Minister's portfolio
11.	Ditsong Museums of South Africa	Entity under the Minister's portfolio
12.	Robben Island Museum	Entity under the Minister's portfolio
13.	Die Afrikaanse Taalmuseum en -monument	Entity under the Minister's portfolio
14.	Nelson Mandela Museum	Entity under the Minister's portfolio
15.	Amazwi South African Museum of Literature	Entity under the Minister's portfolio
16.	War Museum of the Boer Republics	Entity under the Minister's portfolio
17.	National Museum	Entity under the Minister's portfolio
18.	William Humphreys Art Gallery	Entity under the Minister's portfolio
19.	Luthuli Museum	Entity under the Minister's portfolio
20.	KwaZulu-Natal Museum	Entity under the Minister's portfolio
21.	Msunduzi Museum	Entity under the Minister's portfolio
22.	South African Library for the Blind	Entity under the Minister's portfolio
23.	National Library of South Africa	Entity under the Minister's portfolio
24.	Pan South African Language Board (PanSALB)	Entity under the Minister's portfolio
25.	Freedom Park	Entity under the Minister's portfolio
26.	Boxing South Africa	Entity under the Minister's portfolio
27.	South African Institute for Drug-Free Sport	Entity under the Minister's portfolio
28.	Business and Arts South Africa (BASA)	Entity under the Minister's portfolio
29.	Blind SA	Entity under the Minister's portfolio
30.	Engelenburg House Art Collection	Entity under the Minister's portfolio
31.	Love Life	Entity under the Minister's portfolio
32.	The Sports Trust	Entity under the Minister's portfolio
33.	South African Sports Confederation and Olympic Committee	Entity under the Minister's portfolio
34.	Mandela Bay Theatre Complex	Entity under the Minister's portfolio
35.	National Empowerment fund (NEF)	Control

	Note	2022/23 R'000	2021/22 R'000
24. Key management personnel			
Political office bearers (provide detail below)		4 645	4 423
Officials:			
Officials at level 15 and 16		10 361	10 673
Officials at level 14		20 966	19 879
Family members of key management personnel		-	231
Total		35 972	35 206

25. Movable tangible capital assets**MOVEMENT IN MOVABLE TANGIBLE CAPITAL ASSETS PER ASSET REGISTER FOR THE YEAR ENDED 31 MARCH 2023**

Note	Opening balance R'000	Value adjustments R'000	Additions R'000	Disposals R'000	Closing balance R'000
HERITAGE ASSETS	3 974	-	-	-	3 974
Heritage assets	3 974	-	-	-	3 974
MACHINERY AND EQUIPMENT	103 970	-	21 482	(8 408)	117 044
Transport assets	3 316	-	-	-	3 316
Computer equipment	56 861	-	10 547	(6 643)	60 765
Furniture and office equipment	29 832	-	225	(1 364)	28 693
Other machinery and equipment	13 961	-	10 710	(401)	24 270
Total movable tangible capital assets	107 944	-	21 482	(8 408)	121 018

232

Included under additions are assets bought for cash amounting to R14 825 000 and non-cash amounting to R6 657 000.

	Note	2022/23 R'000	2021/22 R'000
Movable tangible capital assets under investigation			
		Number	Value
Included in the above total of the movable tangible capital assets per the asset register are assets that are under investigation:			
Heritage assets		1	20
Machinery and equipment		60	822

Assets could not be physically located during the asset verification process. The asset team is following up with end users to locate assets. Should the team fail to find the assets, a list will be sent to the loss officer afterwards.

25.1 Movement for 2021/22

MOVEMENT IN MOVABLE TANGIBLE CAPITAL ASSETS PER ASSET REGISTER FOR THE YEAR ENDED 31 MARCH 2022

	Opening balance R'000	Value adjustments R'000	Additions R'000	Disposals R'000	Closing balance R'000
HERITAGE ASSETS	3 974	-	-	-	3 974
Heritage assets	3 974	-	-	-	3 974
MACHINERY AND EQUIPMENT	118 962	-	8 532	(23 524)	103 970
Transport assets	10 311	-	-	(6 995)	3 316
Computer equipment	60 429	-	7 333	(10 901)	56 861
Furniture and office equipment	31 341	-	539	(2 048)	29 832
Other machinery and equipment	16 881	-	660	(3 580)	13 961
Total movable tangible capital assets	122 936	-	8 532	(23 524)	107 944

25.2 Minor assets

MOVEMENT IN MINOR CAPITAL ASSETS PER THE ASSET REGISTER FOR THE YEAR ENDED 31 MARCH 2023

	Intangible assets	Heritage assets	Machinery and equipment	Biological assets	Total
	R'000	R'000	R'000	R'000	R'000
Opening balance	20	197	19 545	-	19 762
Additions	-	-	894	-	894
Disposals	(20)	-	(2 065)	-	(2 085)
Total minor capital assets	-	197	18 374	-	18 571
Number of R1 minor assets	-	65	134	-	199
Number of minor assets at cost	-	157	10 569	-	10 726
Total number of minor assets	-	222	10 703	-	10 925

Minor capital assets under investigation

	Number	Value
Included in the above total of the minor capital assets per the asset register are assets that are under investigation:		
Heritage assets	4	8
Machinery and equipment	161	331

Included in the above total of the minor capital assets per the asset register are assets that are under investigation:

Heritage assets

Machinery and equipment

Assets could not be physically located during the asset verification process. The asset team is following up with end users to locate assets. Should the team fail to find the assets, a list will be sent to the loss officer afterwards.

Minor assets**MOVEMENT IN MINOR CAPITAL ASSETS PER THE ASSET REGISTER FOR THE YEAR ENDED 31 MARCH 2022**

	Intangible assets R'000	Heritage assets R'000	Machinery and equipment R'000	Biological assets R'000	Total R'000
Opening balance	20	220	23 853	-	24 093
Additions	-	-	581	-	581
Disposals	-	(23)	(4 889)	-	(4 912)
Total minor capital assets	20	197	19 545	-	19 762

	Intangible assets R'000	Heritage assets R'000	Machinery and equipment R'000	Biological assets R'000	Total R'000
Number of R1 minor assets	-	65	150	-	215
Number of minor assets at cost	-	157	12 714	-	12 871
Total number of minor capital assets	-	222	12 864	-	13 086

26. Intangible capital assets

MOVEMENT IN INTANGIBLE CAPITAL ASSETS PER ASSET REGISTER FOR THE YEAR ENDED 31 MARCH 2023

	Opening balance R'000	Additions R'000	Disposals R'000	Closing balance R'000
SOFTWARE	32 333	-	-	32 333
PATENTS, LICENCES, COPYRIGHT, BRAND NAMES, TRADEMARKS	496	-	-	496
Total intangible capital assets	32 829	-	-	32 829

Movement for 2021/22

26.1 MOVEMENT IN INTANGIBLE CAPITAL ASSETS PER ASSET REGISTER FOR THE YEAR ENDED 31 MARCH 2022

	Opening balance R'000	Prior period error R'000	Additions R'000	Disposals R'000	Closing balance R'000
SOFTWARE	31 893	-	440	-	32 333
PATENTS, LICENCES, COPYRIGHT, BRAND NAMES, TRADEMARKS	496	-	-	-	496
Total intangible capital assets	32 389	-	440	-	32 829

27. Immovable tangible capital assets

MOVEMENT IN IMMOVABLE TANGIBLE CAPITAL ASSETS PER ASSET REGISTER FOR THE YEAR ENDED 31 MARCH 2023

	Opening balance R'000	Additions R'000	Disposals R'000	Closing balance R'000
BUILDINGS AND OTHER FIXED STRUCTURES	302	-	-	302
Other fixed structures	302	-	-	302
HERITAGE ASSETS	173 362	921	(10 521)	163 762
Heritage assets	173 362	921	(10 521)	163 762
Total immovable tangible capital assets	173 664	921	(10 521)	164 064

The opening balance for Heritage assets is restated due to the OR Tambo project that was completed in the 2020/21 financial year but not transferred to departmental asset register as a complete asset. The other adjustment to the opening balance is the JS Moroka Rev. Mahabane House R1 378 961,16 which was incorrectly recognised as an Immovable asset instead of normal goods and services. Included in the total immovable tangible capital assets closing balance of R164 064 000 are the following projects: • Regional Inquza R22 795 965,23 • Khananda building R1 570 755,93 • Old National Library R113 563 965,27 • Bhambatha statue R857 635,01 • Groenkloof fence R302 599,83 • Reginal OR Tambo R24 974 150,82

Movement for 2021/22

27.1 MOVEMENT IN IMMOVABLE TANGIBLE CAPITAL ASSETS PER ASSET REGISTER FOR THE YEAR ENDED 31 MARCH 2022

	Opening balance R'000	Prior period error R'000	Additions R'000	Disposals R'000	Closing balance R'000
BUILDINGS AND OTHER FIXED STRUCTURES	302	-	-	-	302
Other fixed structures	302	-	-	-	302
HERITAGE ASSETS	142 403	22 674	9 458	(1 173)	173 362
Heritage assets	142 403	22 674	9 458	(1 173)	173 362
Total immovable tangible capital assets	142 705	22 674	9 458	(1 173)	173 664

Note

2021/22
R'000

27.1.1 Prior period error

Nature of prior period error

Relating to 2020/21 (affecting the opening balance)

Heritage assets

Heritage assets

Total

22 674

24 053

(1 379)

22 674

Heritage facility completion certificate was issued in August 2020, the project was not transferred from WIP to main asset register R24 053 000. JS Moroka Rev. Mahabane House R1 378 961,16 which was incorrectly recognised as an immovable asset instead of normal goods and services.

Immovable tangible capital assets: capital work in progress**27.2 CAPITAL WORK IN PROGRESS AS AT 31 MARCH 2023**

	Note	Opening Balance 1 April 2022	Current year WIP	Ready for use (assets to the AR)/ contracts terminated	Closing balance 31 March 2023
	Annexure 7	R'000	R'000	R'000	R'000
Heritage assets		377 855	56 922	-	434 777
Buildings and other fixed structures		132 630	11 508	-	144 138
Total		510 485	68 430	-	578 915

Included in the total balance of R578 914 087,69 are the following projects:

- Enyokeni Cultural Precinct

The project currently has a total expenditure of R132 021 264,83.

- Regional: JL Dube House

The project currently has a total expenditure of R56 101 772,68. This project entails the construction of a memorial site with different facilities: library with exhibition space, larger-than-life statue, wall of remembrance, amphitheatre, fencing, paving and parking space.

- Wesleyan Church

The project currently has a total expenditure of R1 773 158,85. The Wesleyan Church in the Free State is the birthplace of the African National Congress. The Department is in the process of renovating the building.

- Sarah Baartman Centre of Remembrance

The project currently has a total expenditure of R244 880 456,50. The construction of the Sarah Baartman Centre of Remembrance comprises an administration section, the Sarah Baartman Museum and the Khoi-San Museum.

- National Archives Building: HVAC

The project currently has a total expenditure of R144 137 434,83. This project entails the upgrading of fire protection, and installation and refurbishment of the HVAC system and related installations.

	Note	2022/23 R'000	2021/22 R'000
Payables not recognised relating to capital WIP			
[Amounts relating to progress certificates received but not paid at year end and therefore not included in capital work in progress]		-	32 980
Total		-	32 980

CAPITAL WORK IN PROGRESS AS AT 31 MARCH 2022

	Note	Opening balance	Prior period error	Current year WIP	Ready for use (assets to the AR)/ contracts terminated	Closing balance 31 March 2022
		R'000	R'000	R'000	R'000	R'000
Heritage assets	Annexure 7	390 061	(24 053)	11 847	-	377 855
Buildings and other fixed structures		106 564	-	26 066	-	132 630
Total		496 625	(24 053)	37 913	-	510 485

The opening balance for Heritage assets is restated due to the OR Tambo project that was completed in the 2020/21 financial year but not transferred to the departmental asset register as a complete asset.

28. Principal-agent arrangements

28.1 Department acting as the principal

Management fee

Total

Note	2022/23 R'000	2021/22 R'000
	75	1 079
	75	1 079

The Department appointed an implementing agent to appoint and manage relevant professionals and contractors to complete the outstanding elements of the Oliver Reginald Tambo legacy project in the Eastern Cape. The scope of work includes the development of working drawings and the construction of walkways with screen walls, parking areas, library with interpretative space, memorial pavilion, electricity and water reticulation, fencing, paving and landscaping.

29. Prior period errors

29.1 Correction of prior period errors

Revenue: (e.g. annual appropriation, departmental revenue, aid assistance)

Recoverable revenue

Net effect

Note

2021/22		
Amount before error correction	Prior period error	Restated amount
R'000	R'000	R'000
(50 475)	(3 103)	(53 578)
(50 475)	(3 103)	(53 578)

An amount receivable from the NEF (public entity) was incorrectly recorded as R50 117 468 instead of R53 220 271.

	Note	Amount before error correction R'000	2021/22 Prior period error R'000	Restated amount R'000
Expenditure: (e.g. compensation of employees, goods and services, tangible capital assets)				
Contractors	4	139 827	410	140 237
Operating leases	4	131 348	(410)	130 938
Net effect		271 175	-	271 175
Payment relating to a contract for a gym instructor was incorrectly classified as operating lease instead of payment to contractors.				
Assets: (e.g. receivables, investments, accrued departmental revenue, movable tangible capital assets)				
Receivable - current	10	54 192	2 900	57 092
Receivable - non-current	10	-	203	203
Net effect		54 192	3 103	57 295
An amount receivable from the NEF (public entity) was incorrectly recorded as R50 117 468 instead of R53 220 271. Debts of R203 000 were incorrectly recorded as current instead of non-current.				
Other: (e.g. unauthorised expenditure, irregular expenditure, fruitless and wasteful expenditure)				
Lease commitments (operating leases)	20	89 913	8 258	98 171
Immovable work in progress	27.2	534 538	(24 053)	510 485
Immovable capital assets	27.1	150 990	22 674	173 664
Accrued departmental revenue	21	24 948	(12 298)	12 650
Related party transactions	23	88 725	(4 973)	83 752
Capital commitment	17	122 945	149 439	272 384
Accruals not recognised	18	47 955	3 308	51 263
Net effect		1 060 014	142 355	1 202 369

Lease contract misinterpreted with the calculation schedule for the rental of Sechaba house building. Immovable work in - progress: and Immovable capital assets: an asset OR Thambo was completed in the year 2020 But was never moved from work in progress to asset register. JS Moroka Rev. Mahabane House R1 378 961.16 which was incorrectly recognised as an Immovable asset insted of normal goods and services. Accrued departmental revenue: A contract between the Department and NEF miss interpreted by the department hence the reversal of revenue accrued. Related party transactions: The building occupied by departmental staff disclosed as a related party. machinery lease contrac was miscalculated by a month. New information came to light on the disclosure of Enyokeni contract as a commitment since the expenditure and the budget is with the department and not KZN.

30. STATEMENT OF CONDITIONAL GRANTS PAID TO THE PROVINCES

NAME OF PROVINCE/ GRANT	GRANT ALLOCATION				TRANSFER			SPENT				2021/22	
	Division of Revenue Act	Rollovers	Adjustments	Total available	Actual transfer	Funds withheld	Reallocations by National Treasury or national department	Amount received by Department	Amount spent by Department	Unspent funds	% of available funds spent by Department	Division of Revenue Act	Actual transfer
	R'000	R'000	R'000	R'000	R'000	R'000	R'000	R'000	R'000	R'000	%	R'000	R'000
Summary by province													
Eastern Cape	252 048	14 914	-	266 962	252 048	-	-	266 962	246 255	20 707	92%	238 620	238 620
Free State	225 456	-	-	225 456	225 456	-	-	225 456	225 454	2	100%	209 926	209 926
Gauteng	276 172	-	-	276 172	276 172	-	-	276 172	225 773	50 399	82%	269 917	269 917
KwaZulu-Natal	284 169	20 986	-	305 155	284 169	-	-	305 155	305 155	-	100%	279 780	279 780
Limpopo	217 597	4 925	-	222 522	217 597	-	-	222 522	191 444	31 078	86%	203 754	203 754
Mpumalanga	221 524	7 406	-	228 930	221 524	-	-	228 930	207 559	21 371	91%	215 920	215 920
Northern Cape	217 164	10 641	-	227 805	217 164	-	-	227 805	212 094	15 711	93%	203 893	203 893
North West	200 608	13 147	-	213 755	200 608	-	-	213 755	179 453	34 302	84%	187 329	187 329
Western Cape	281 323	-	-	281 323	281 323	-	-	281 323	281 323	-	100%	277 746	277 746
Total	2 176 061	72 019	-	2 248 080	2 176 061	-	-	2 248 080	2 074 510	173 570	92%	2 086 885	2 086 885

NAME OF PROVINCE/ GRANT	GRANT ALLOCATION				TRANSFER			SPENT				2021/22	
	Division of Revenue Act	Rollovers	Adjustments	Total available	Actual transfer	Funds withheld	Reallocations by National Treasury or national department	Amount received by Department	Amount spent by Department	Unspent funds	% of available funds spent by Department	Division of Revenue Act	Actual transfer
	R'000	R'000	R'000	R'000	R'000	R'000	R'000	R'000	R'000	R'000	%	R'000	R'000
Summary by grant													
Community Conditional Library Grant	1 572 550	68 450	-	1 641 000	1 572 550	-	-	1 641 000	1 491 734	149 266	91%	1 495 836	1 495 836
Mass Participation and Sport Development Grant	603 511	3 569	-	607 080	603 511	-	-	607 080	582 776	24 304	96%	591 049	591 049
	2 176 061	72 019	-	2 248 080	2 176 061	-	-	2 248 080	2 074 510	173 570	92%	2 086 885	2 086 885
Community Conditional Library Grant													
Eastern Cape	181 169	11 345	-	192 514	181 169	-	-	192 514	175 376	17 138	91%	169 310	169 310
Free State	183 761	-	-	183 761	183 761	-	-	183 761	183 760	1	100%	168 771	168 771
Gauteng	174 099	-	-	174 099	174 099	-	-	174 099	143 267	30 832	82%	167 899	167 899
KwaZulu-Natal	186 891	20 986	-	207 877	186 891	-	-	207 877	207 877	-	100%	185 572	185 572
Limpopo	152 619	4 925	-	157 544	152 619	-	-	157 544	126 641	30 903	80%	140 606	140 606
Mpumalanga	169 288	7 406	-	176 694	169 288	-	-	176 694	155 420	21 274	88%	165 056	165 056
Northern Cape	181 447	10 641	-	192 088	181 447	-	-	192 088	176 542	15 546	92%	168 855	168 855
North West	153 174	13 147	-	166 321	153 174	-	-	166 321	132 749	33 572	80%	140 905	140 905
Western Cape	190 102	-	-	190 102	190 102	-	-	190 102	190 102	-	100%	188 862	188 862
Total	1 572 550	68 450	-	1 641 000	1 572 550	-	-	1 641 000	1 491 734	149 266	91%	1 495 836	1 495 836

	GRANT ALLOCATION				TRANSFER			SPENT				2021/22	
NAME OF PROVINCE/ GRANT	Division of Revenue Act	Rollovers	Adjustments	Total available	Actual transfer	Funds withheld	Reallocations by National Treasury or national department	Amount received by Department	Amount spent by Department	Unspent funds	% of available funds spent by Department	Division of Revenue Act	Actual transfer
	R'000	R'000	R'000	R'000	R'000	R'000	R'000	R'000	R'000	R'000	%	R'000	R'000
Mass Participation & Sport Development Grant													
Eastern Cape	70 879	3 569	-	74 448	70 879	-	-	74 448	70 879	3 569	95%	69 310	69 310
Free State	41 695	-	-	41 695	41 695	-	-	41 695	41 694	1	100%	41 155	41 155
Gauteng	102 073	-	-	102 073	102 073	-	-	102 073	82 506	19 567	81%	102 018	102 018
KwaZulu-Natal	97 278	-	-	97 278	97 278	-	-	97 278	97 278	-	100%	94 208	94 208
Limpopo	64 978	-	-	64 978	64 978	-	-	64 978	64 803	175	100%	63 148	63 148
Mpumalanga	52 236	-	-	52 236	52 236	-	-	52 236	52 139	97	100%	50 864	50 864
Northern Cape	35 717	-	-	35 717	35 717	-	-	35 717	35 552	165	100%	35 038	35 038
North West	47 434	-	-	47 434	47 434	-	-	47 434	46 704	730	98%	46 424	46 424
Western Cape	91 221	-	-	91 221	91 221	-	-	91 221	91 221	-	100%	88 884	88 884
Total	603 511	3 569	-	607 080	603 511	-	-	607 080	582 776	24 304	96%	591 049	591 049

31. BROAD-BASED BLACK ECONOMIC EMPOWERMENT PERFORMANCE

Information on compliance with the B-BBEE Act is included in the annual report under the section titled B-BBEE Compliance Performance Information.

















32. COVID 19 RESPONSE EXPENDITURE

Goods and services
Transfers and subsidies
Total

Note	2022/23	2021/22
	R'000	R'000
ANNEXURE 11		
	16	5 803
	-	33 300
	16	39 103

PART G

ANNEXURES

 Annexure 1B: Statement of Transfers to Departmental Agencies And Accounts249	 Annexure 3B: Statement of Contingent Liabilities as at 31 March 2023 262
 Annexure 1C: Statement of Transfers to Higher Education Institutions 252	 Annexure 3B: (Continued) Statement Of Contingent Liabilities As At 31 March 2023 263
 Annexure 1D: Statement of Transfers/Subsidies to Public Corporations And Private Enterprises 253	 Annexure 4: Claims Recoverable 264
 Annexure 1E: Statement of Transfers to Foreign Government and International Organisations 254	 Annexure 5: Inter-Government Payables 265
 Annexure 1F: Statement of Transfers to Non-Profit Institutions 255	 Annexure 7: Movement in Capital Work In Progress 267
 Annexure 1G: Statement of Transfers to Households 258	 Annexure 8A: Inter-Entity Advances Paid (Note 13) 269
 Annexure 1H: Statement of Gifts, Donations and Sponsorships Received 259	 Annexure 11: Covid-19 Response Expenditure 270
 Annexure 1J: Statement of Gifts, Donations and Sponsorships Made 260	 Annexure 12: Public Entities reporting to the Minister 271
 Annexure 3A: Statement of Financial Guarantees Issued as at 31 March 2023 - Local 261	 Annexure 13: Transfer payments to Public Entities 284



sport, arts & culture

Department:
Sport, Arts and Culture
REPUBLIC OF SOUTH AFRICA



Inspiring A Nation Of Winners

ANNEXURE 1B

STATEMENT OF TRANSFERS TO DEPARTMENTAL AGENCIES AND ACCOUNTS

DEPARTMENT/AGENCY/ACCOUNT	TRANSFER ALLOCATION				TRANSFER		2021/22	
	Adjusted budget	Rollovers	Adjustments	Total available	Actual transfer	% of available funds transferred	Final budget	Actual transfer
	R'000	R'000	R'000	R'000	R'000	%	R'000	R'000
Performing Arts Institutions:								
Artscape	67 478	-	-	67 478	67 478	100%	65 849	65 849
South African State Theatre	62 752	-	-	62 752	62 752	100%	68 247	68 247
The Playhouse Company	55 193	-	-	55 193	55 193	100%	53 866	53 866
Performing Arts Centre of the Free State	50 024	-	-	50 024	50 024	100%	48 823	48 823
The Market Theatre Foundation	52 561	-	-	52 561	52 561	100%	51 216	51 216
Mandela Bay Theatre Complex	20 000	-	-	20 000	20 000	100%	9 000	9 000
National Arts Council	303 015	-	-	303 015	303 015	100%	153 437	153 437
National Film and Video Foundation	301 510	-	-	301 510	301 510	100%	145 920	145 920
Capital Transfer - Performing Arts Institutions	52 302	-	(7 506)	44 796	44 763	100%	67 814	67 631
Capital - National Arts Council	1 220	-	-	1 220	1 220	100%	1 350	1 350
Capital - National Film and Video Foundation	-	-	-	-	-	-	1 000	1 000
Executive, Accounting Authority, Administration & Mzansi Golden Economy Projects	147 246	-	(10 076)	137 170	133 873	98%	43 635	42 820
	1 113 301	-	(17 582)	1 095 719	1 092 389	100%	710 157	709 159
Heritage Institutions:								
Northern Flagship Institution (Ditsong)	101 109	-	-	101 109	101 109	100%	116 005	116 005
Iziko Museums of South Africa	99 994	-	-	99 994	99 994	100%	97 138	96 797
War Museum of the Boer Republics	17 809	-	-	17 809	17 809	100%	17 170	17 170
KwaZulu-Natal Museum	41 704	-	-	41 704	41 704	100%	40 429	40 429
National Museum	63 139	-	-	63 139	63 139	100%	61 857	61 857

DEPARTMENT/AGENCY/ACCOUNT	TRANSFER ALLOCATION				TRANSFER		2021/22	
	Adjusted budget	Rollovers	Adjustments	Total available	Actual transfer	% of available funds transferred	Final budget	Actual transfer
	R'000	R'000	R'000	R'000	R'000	%	R'000	R'000
Afrikaanse Taalmuseum	11 939	-	-	11 939	11 939	100%	12 012	11 512
Amazwi South African Museum of Literature	14 956	-	-	14 956	14 956	100%	15 421	15 421
Voortrekker Museum (Umsunduzi)	23 409	-	-	23 409	23 409	100%	22 544	22 544
Robben Island Museum	89 261	-	-	89 261	89 261	100%	107 080	107 080
Willam Humphreys Art Gallery	12 121	-	-	12 121	12 121	100%	12 671	11 671
Nelson Mandela Museum	34 109	-	-	34 109	34 109	100%	30 924	30 924
Freedom Park	104 522	-	-	104 522	104 522	100%	104 518	104 518
Luthuli Museum	17 687	-	-	17 687	17 687	100%	17 749	17 749
South African Heritage Resources Agency	67 839	-	-	67 839	67 839	100%	60 105	60 105
National Heritage Council	73 602	-	-	73 602	73 602	100%	72 248	72 248
Capital Transfer - Heritage Institutions	118 130	-	(4 040)	114 090	111 821	98%	177 371	176 444
Capital - South African Heritage Resources Agency	10 404	-	12 804	23 208	23 208	100%	10 815	10 815
	901 734	-	8 764	910 498	908 229	100%	976 057	973 289
Libraries:								
National Library of South Africa	110 327	-	-	110 327	110 327	100%	114 084	114 084
South African Library for the Blind	26 428	-	-	26 428	26 428	100%	25 478	25 478
National Library of SA (Community Libraries)	25 435	-	-	25 435	12 718	50%	25 041	25 041
Capital Transfer - Libraries	-	-	-	-	-		23 587	23 587
Capital Transfer - South African Library for the Blind	18 500	-	(4 000)	14 500	14 127	97%	10 012	7 014
	180 690	-	(4 000)	176 690	163 600	93%	198 202	195 204
Recreation Development & Sport Promotion:								
The South African Institute for Drug-free Sport	29 171	-	-	29 171	29 171	100%	28 123	28 123
Boxing South Africa	19 668	-	-	19 668	19 668	100%	19 163	19 163
	48 839	-	-	48 839	48 839	100%	47 286	47 286

DEPARTMENT/AGENCY/ACCOUNT	TRANSFER ALLOCATION				TRANSFER		2021/22	
	Adjusted budget	Rollovers	Adjustments	Total available	Actual transfer	% of available funds transferred	Final budget	Actual transfer
	R'000	R'000	R'000	R'000	R'000	%	R'000	R'000
Other:								
Pan South African Language Board	123 124	-	4 722	127 846	127 846	100%	120 913	120 913
National Youth Development Agency (Young Patriots)	10 426	-	-	10 426	10 426	100%	10 159	10 159
Culture, Arts, Tourism, Hospitality and Sport Sector Education and Training Authority (CATHSSETA)	104	-	-	104	104	100%	260	257
Gauteng Tourism Authority (stimulus package)	-	-	-	-	-		800	-
Mmabana Art, Culture and Sport Foundation (stimulus package)	-	-	-	-	-		1 000	1 000
Capital Works - National Heritage Council (Resistance and Liberation heritage route)								
	6 835	-	-	6 835	6 835	100%	10 000	10 000
	140 489	-	4 722	145 211	145 211	100%	143 132	142 329
Total	2 385 053	-	(8 096)	2 376 957	2 358 268	99%	2 074 834	2 067 267

ANNEXURE 1C

STATEMENT OF TRANSFERS TO HIGHER EDUCATION INSTITUTIONS

INSTITUTION NAME	TRANSFER ALLOCATION				TRANSFER			2021/22	
	Adjusted budget	Rollovers	Adjustments	Total available	Actual transfer	Amount not transferred	% of available funds transferred	Final budget	Actual transfer
	R'000	R'000	R'000	R'000	R'000	R'000	%	R'000	R'000
Performing Arts Institutions:									
Higher Education Institution	9 143	-	-	9 143	9 118	25	0%	5 926	4 392
Mzansi Golden Economy Projects	310	-	-	310	290	20	7%	-	-
Total	9 453	-	-	9 453	9 408	45	0%	5 926	4 392



ANNEXURE 1D

STATEMENT OF TRANSFERS/SUBSIDIES TO PUBLIC CORPORATIONS AND PRIVATE ENTERPRISES

INSTITUTION NAME	TRANSFER ALLOCATION				EXPENDITURE				2021/22	
	Adjusted Budget	Roll Overs	Adjustments	Total Available	Actual Transfer	% of Available funds transferred	Capital	Current	Final Budget	Actual Transfer
	R'000	R'000	R'000	R'000	R'000	%	R'000	R'000	R'000	R'000
Public corporations										
Transfers	1 964	-	-	1 964	1 964	100,0%	-	-	3 871	3 870
Mburisano (CSIR)	1 964	-	-	1 964	1 964	100,0%	-	-	3 871	3 870
Sub total: Public corporations	1 964	-	-	1 964	1 964	100,0%	-	-	3 871	3 870
Private enterprises										
Transfers	88 919	-	1 294	90 213	85 501	94,8%	-	-	114 484	104 222
Speech Analytics (African Tongue)	-	-	-	-	-	-	-	-	1 000	1 000
Human Language Technology	999	-	-	999	1 000	100,1%	-	-	1 000	1 000
Mzansi Golden Economy Projects	63 043	-	2 828	65 871	61 606	93,5%	-	-	93 513	84 396
Cultural and Creative Industries	24 261	-	(3 918)	20 343	19 895	97,8%	-	-	9 451	8 306
Upgrading of public space	616	-	(616)	-	-	-	-	-	-	-
Heritage Projects: Lamathonsi Entertainment	-	-	-	-	-	-	-	-	520	520
Back to the City Festival (Pres Stimulus Package)	-	-	-	-	-	-	-	-	9 000	9 000
Heritage Projects: Rashid Lombard Inc (Pty) Ltd	-	-	3 000	3 000	3 000	100,0%	-	-	-	-
Sub total: Private enterprises	88 919	-	1 294	90 213	85 501	94,8%	-	-	114 484	104 222
Total	90 883	-	1 294	92 177	87 465	94,9%	-	-	118 355	108 092

ANNEXURE 1E

STATEMENT OF TRANSFERS TO FOREIGN GOVERNMENT AND INTERNATIONAL ORGANISATIONS

FOREIGN GOVERNMENT / INTERNATIONAL ORGANISATION	TRANSFER ALLOCATION				TRANSFER		2021/22	
	Adjusted budget	Rollovers	Adjustments	Total available	Actual transfer	% of available funds transferred	Final budget	Actual transfer
	R'000	R'000	R'000	R'000	R'000	%	R'000	R'000
Transfers								
African World Heritage Fund	2 220	-	-	2 220	2 220	100%	2 164	2 164
Commonwealth Foundation	2 900	-	(241)	2 659	2 538	95%	2 482	2 388
UNESCO	110	-	23	133	133	100%	131	131
African Union Sports Council	5 209	-	75	5 284	5 178	98%	371	371
ICCROM	189	-	-	189	180	95%	363	340
World Anti-Doping Agency (WADA)	82	-	-	82	75	91%	64	61
Africa Zone Regional Anti-Doping Organisation	57	-	-	57	55	96%	54	54
Donations&Gifts (FIGO)	73	-	-	73	73	100%	75	2
The Association for International Sport For All (TAFISA)	-	-	9	9	9	100%	-	-
Eastern and Sothern Africa Regional Branch of the International Council of Archives (ESARBICA)	-	-	4	4	-	0%	-	-
International Council on Archives (ICA)	-	-	130	130	-	0%	-	-
Total	10 840	-	-	10 840	10 461	97%	5 704	5 511

ANNEXURE 1F

STATEMENT OF TRANSFERS TO NON-PROFIT INSTITUTIONS

	TRANSFER ALLOCATION				TRANSFER		2021/22	
NON-PROFIT INSTITUTIONS	Adjusted budget	Rollovers	Adjustments	Total available	Actual transfer	% of available funds transferred	Final budget	Actual transfer
	R'000	R'000	R'000	R'000	R'000	%	R'000	R'000
Transfers								
Arts and Culture Federations								
Arts and social development	6 262	-	-	6 262	5 269	84%	5 750	5 770
Arts and Youth development	4 750	-	-	4 750	4 750	100%	9 300	9 300
Community Arts and Development	8 809	-	2 130	10 939	10 939	100%	8 006	5 750
Cultural and Creative Industries	44 193	-	1 031	45 224	45 172	100%	13 276	12 351
Mzansi Golden Economy Projects	75 172	-	17 356	92 528	91 891	99%	87 476	87 476
Library and Information Association of South Africa	2 362	-	-	2 362	2 362	100%	2 300	2 300
Caiphus Katse Semanya Foundation	728	-	(728)	-	-	-	2 000	-
Upgrading of Community Arts Centres	2 500	-	2 157	4 657	4 191	90%	4 268	3 360
Upgrading of public spaces	723	-	(723)	-	-	-	-	-
Stand Foundation	818	-	(818)	-	-	-	-	-
Moral Regeneration Movement	4 444	-	-	4 444	4 444	100%	4 328	3 100
Heritage Projects (Various Institutions)	918	-	(200)	718	-	0%	1 610	-
SA Communications Industries Association	-	-	-	-	-	-	250	225
Albany Museum	-	-	-	-	-	-	772	772
District Six Museum Foundation (Pres Stimulus Package)	-	-	-	-	-	-	4 000	4 000

NON-PROFIT INSTITUTIONS	TRANSFER ALLOCATION				TRANSFER		2021/22	
	Adjusted budget	Rollovers	Adjustments	Total available	Actual transfer	% of available funds transferred	Final budget	Actual transfer
	R'000	R'000	R'000	R'000	R'000	%	R'000	R'000
Phansi Resources Centre (Pres Stimulus Package)	-	-	-	-	-	-	2 000	2 000
South African Museums Association	-	-	200	200	170	85%	-	-
Charlotte Mxeke Institute (Cap)	-	-	-	-	-	-	4 100	4 100
South African Roadies Association (Cap)	-	-	-	-	-	-	18 721	18 721
Thabo Mbeki Foundation (Cap)	15 000	-	-	15 000	15 000	100%	20 000	20 000
South African National Council for the Blind	2 200	-	(2 200)	-	-	-	-	-
	168 879	-	18 205	187 084	184 188	98%	188 157	179 225
Transfers								
Sport Federations								
Sport Federations	129 127	-	12 228	141 355	141 355	100%	149 833	149 833
New Love Life	39 877	-	-	39 877	39 877	100%	40 046	40 046
The Sports Trust	40 709	-	-	40 709	40 709	100%	25 056	25 056
	209 713	-	12 228	221 941	221 941	100%	214 935	214 935



	TRANSFER ALLOCATION				TRANSFER		2021/22	
NON-PROFIT INSTITUTIONS	Adjusted budget	Rollovers	Adjustments	Total available	Actual transfer	% of available funds transferred	Final budget	Actual transfer
	R'000	R'000	R'000	R'000	R'000	%	R'000	R'000
Subsidies								
Business Arts South Africa	10 562	-	-	10 562	10 562	100%	10 291	10 291
Engel House Art Collect: PTA	418	-	-	418	418	100%	407	407
Blind SA	9 818	-	-	9 818	9 818	100%	9 565	9 565
	20 798	-	-	20 798	20 798	100%	20 263	20 263
Total	189 677	-	18 205	429 823	426 927	99%	423 355	414 423

ANNEXURE 1G

STATEMENT OF TRANSFERS TO HOUSEHOLDS

HOUSEHOLDS	TRANSFER ALLOCATION				TRANSFER		2021/22	
	Adjusted budget	Rollovers	Adjustments	Total available	Actual transfer	% of available funds transferred	Final budget	Actual transfer
	R'000	R'000	R'000	R'000	R'000	%	R'000	R'000
Transfers								
Bursaries (NON Employees) Heritage Promotion	5 027	-	(737)	4 290	3 944	92%	5 707	5 707
Bursaries (NON Employees) Scientific Support	5 000	-	-	5 000	4 872	97%	3 739	3 739
Bursaries (NON Employees) Language developmen projects	6 583	-	-	6 583	6 583	100%	6 413	6 413
Employee Social Benefits	938	-	1 097	2 035	2 035	100%	1 745	1 745
Mzansi Golden Economy Projects	5 759	-	(1 237)	4 522	4 298	95%	20 117	17 091
Cultural and Creative Industries	7 378	-	7 636	15 014	13 156	88%	9 419	8 792
Claim against the State	-	-	49	49	49	100%	-	-
Donations&gifts(cash)	-	-	2 470	2 470	2 390	97%	760	760
Total	30 685	-	9 278	39 963	37 327	93%	47 900	44 247



ANNEXURE 1H

STATEMENT OF GIFTS, DONATIONS AND SPONSORSHIPS RECEIVED

NAME OF ORGANISATION	NATURE OF GIFT, DONATION OR SPONSORSHIP	2022/23 R'000	2021/22 R'000
Received in kind			
Spa voucher and promotional items (cap, wine bottle, diary, earphones)		1	-
Complimentary accommodation voucher		1	-
E-voucher (2 one-way flight tickets)		8	-
Urban bag, black multi cables, slim back cover for phone, black mug and memory stick		1	-
Box with sweet treats		1	-
Sweet treats		1	-
Suit		1	-
Blue Bathu sneakers		1	-
1 night hotel stay for 2		1	-
1 night stay for 2 at ANEW Hotel		2	-
1 weekend for 2, vouchers		3	-
Tsonga traditional attire		4	-
Total		25	-

ANNEXURE 1J

STATEMENT OF GIFTS, DONATIONS AND SPONSORSHIPS MADE

NATURE OF GIFT, DONATION OR SPONSORSHIP	2022/23	2021/22
	R'000	R'000
Made in kind		
Promotional Items	-	3 486
Total	-	3 486

ANNEXURE 3A

STATEMENT OF FINANCIAL GUARANTEES ISSUED AS AT 31 MARCH 2023 - LOCAL

GUARANTOR INSTITUTION	Guarantee in respect of	Original guaranteed capital amount	Opening balance 1 April 2022	Guarantees drawdowns during the year	Guaranteed repayments/ cancelled/ reduced during the year	Revaluation due to foreign currency movements	Closing balance 31 March 2023	Revaluations due to inflation rate movements	Accrued guaranteed interest for year ended 31 March 2023
		R'000	R'000	R'000	R'000	R'000	R'000	R'000	R'000
	Housing								
Standard Bank	Housing	139	23	-	23	-	-	-	-
ABSA	Housing	290	19	-	19	-	-	-	-
	Total	429	42	-	42	-	-	-	-

ANNEXURE 3B

STATEMENT OF CONTINGENT LIABILITIES AS AT 31 MARCH 2023

NATURE OF LIABILITY	Opening balance 1 April 2022	Liabilities incurred during the year	Liabilities paid/ cancelled reduced during the year	Liabilities recoverable (provide details hereunder)	Closing balance 31 March 2023
	R'000	R'000	R'000	R'000	R'000
Claims against the department					
Legal (Arbitration and litigation cases)	120 465	28 513	-	-	148 978
Total	120 465	28 513	-	-	148 978



ANNEXURE 3B (continued)

STATEMENT OF CONTINGENT LIABILITIES AS AT 31 MARCH 2023

Nature of liabilities recoverable	Opening balance 1 April 2022	Details of liability and recoverability	Movement during the year	Closing balance 31 March 2023
	R'000		R'000	R'000
Breach of contract	2 503	Breach of contract	(250)	2 253
Double payment	81	Double payment	-	81
Fraud	8	Fraud	(8)	-
Funding, poor work	5 729	Funding, poor work	-	5 729
Funding, work not done	3 000	Funding, work not done	-	3 000
No services	335	No services	-	335
Poor service	126	Poor service	-	126
Taxed costs	-	Taxed costs	1 584	1 584
Total	11 782		1 326	13 108

ANNEXURE 4

CLAIMS RECOVERABLE

	Confirmed balance outstanding		Unconfirmed balance outstanding		Total	
GOVERNMENT ENTITY	31 March 2023	31 March 2022	31 March 2023	31 March 2022	31 March 2023	31 March 2022
	R'000	R'000	R'000	R'000	R'000	R'000
DEPARTMENTS						
Gauteng Department of Health	40	-	-	-	40	-
Western Cape Department of Cultural Affairs and Sport	-	450	-	-	-	450
Total departments	40	450	-	-	40	450
OTHER GOVERNMENT ENTITIES						
DPWI Property Management Trading Entity	1 043	1 043	-	-	1 043	1 043
Independent Development Trust (IDT)	-	-	12 650	-	12 650	-
National Empowerment Fund (NEF)	50 117	50 117	-	-	50 117	50 117
CATHSSETA	-	-	89	89	89	89
University of South Africa	10	-	-	-	10	-
Total other government entities	51 170	51 160	12 739	89	63 909	51 249
Total intergovernmental recoverable	51 210	51 610	12 739	89	63 949	51 699

ANNEXURE 5

INTER-GOVERNMENT PAYABLES

	Confirmed balance outstanding		Unconfirmed balance outstanding		Total	
GOVERNMENT ENTITY	31 March 2023	31 March 2022	31 March 2023	31 March 2022	31 March 2023	31 March 2022
	R'000	R'000	R'000	R'000	R'000	R'000
DEPARTMENTS						
Current						
KZN Department of Arts and Culture	-	4 000	-	5 484	-	9 484
Department of Justice and Constitutional Development	72	161	8 385	-	8 457	161
Department of Basic Education	630	-	-	-	630	-
Northern Cape Department of Arts and Culture	765	-	300	-	1 065	-
Free State Department of Health	-	5	-	-	-	5
South African Police Service	1	20	25	30	26	50
Total departments	1 468	4 186	8 710	5 514	10 178	9 700
OTHER GOVERNMENT ENTITY						
Current						
G Fleet	519	582	-	-	519	582
DPWI Property Management Trading Entity	-	39 939	39 324	50 232	39 324	90 171
DPWI Property Management Trading Entity	15 164	29 817	15 911	39 259	31 075	69 076
State Information Technology Agency	295	4 235	-	-	295	4 235
National Film and Video Foundation (NFVF)	477	-	-	-	477	-
University of South Africa	48	10	-	-	48	10
University of Pretoria	1	71	-	-	1	71
University of Johannesburg	-	25	-	-	-	25
Freedom Park	-	-	-	24	-	24

GOVERNMENT ENTITY	Confirmed balance outstanding		Unconfirmed balance outstanding		Total	
	31 March 2023	31 March 2022	31 March 2023	31 March 2022	31 March 2023	31 March 2022
	R'000	R'000	R'000	R'000	R'000	R'000
Telkom	140	-	-	-	140	-
Auditor-General of South Africa	1 056	877	-	-	1 056	877
Deaf Federation of South Africa	-	13	-	-	-	13
Total other government entities	17 700	75 569	55 235	89 515	72 935	165 084
Total intergovernmental payables	19 168	79 755	63 945	95 029	83 113	174 784



ANNEXURE 7

Movement in capital work in progress

MOVEMENT IN CAPITAL WORK IN PROGRESS FOR THE YEAR ENDED 31 MARCH 2023

	Opening balance	Current year capital WIP	Ready for use (asset register)/ contract terminated	Closing balance
	R'000	R'000	R'000	R'000
HERITAGE ASSETS	377 855	56 922	-	434 777
Heritage assets	377 855	56 922	-	434 777
BUILDINGS AND OTHER FIXED STRUCTURES	132 630	11 508	-	144 138
Other fixed structures	132 630	11 508	-	144 138
Total	510 485	68 430	-	578 915

MOVEMENT IN CAPITAL WORK IN PROGRESS FOR THE YEAR ENDED 31 MARCH 2022

	Opening balance	Prior period errors	Current year capital WIP	Ready for use (asset register)/ contract terminated	Closing balance
	R'000	R'000	R'000	R'000	R'000
HERITAGE ASSETS	390 061	(24 053)	11 847	-	377 855
Heritage assets	390 061	(24 053)	11 847	-	377 855
BUILDINGS AND OTHER FIXED STRUCTURES	106 564	-	26 066	-	132 630
Other fixed structures	106 564	-	26 066	-	132 630
Total	496 625	(24 053)	37 913	-	510 485



ANNEXURE 8A

INTER-ENTITY ADVANCES PAID (note 13)

ENTITY	Confirmed balance outstanding		Unconfirmed balance outstanding		Total	
	31 March 2023	31 March 2022	31 March 2023	31 March 2022	31 March 2023	31 March 2022
	R'000	R'000	R'000	R'000	R'000	R'000
NATIONAL DEPARTMENTS						
Government Communication and Information System	1 708	4 845	1 837	3 780	3 545	8 625
Department of International Relations and Cooperation	9 246	-	4 074	10 461	13 320	10 461
Subtotal	10 954	4 845	5 911	14 241	16 865	19 086
PROVINCIAL DEPARTMENTS						
KwaZulu-Natal Department of Arts and Culture	457	14 808	-	192	457	15 000
Subtotal	457	14 808	-	192	457	15 000
PUBLIC ENTITIES						
South African State Theatre	-	678	678	-	678	678
William Humphreys Art Gallery	880	80	-	-	880	80
National Film and Video Foundation (NFVF)	-	-	-	439	-	439
The Playhouse Company	-	1 600	1 600	-	1 600	1 600
South African Heritage Resource Agency	-	-	340	340	340	340
National Library of South Africa	-	-	2 572	-	2 572	-
Subtotal	880	2 358	5 190	779	6 070	3 137
Total	12 291	22 011	11 101	15 212	23 392	37 223

ANNEXURE 11

COVID-19 RESPONSE EXPENDITURE

Per quarter and in total

Expenditure per economic classification	Apr 2022 R'000	May 2022 R'000	Jun 2022 R'000	Subtotal Q1 R'000	Jul 2022 R'000	Aug 2022 R'000	Sept 2022 R'000	Subtotal Q2 R'000	Oct 2022 R'000	Nov 2022 R'000	Dec 2022 R'000	Subtotal Q3 R'000	Jan 2023 R'000	Feb 2023 R'000	Mar 2023 R'000	Subtotal Q4 R'000	2022/23 Total R'000	2021/22 Total R'000
Goods services	16	-	-	16	-	-	-	-	-	-	-	-	-	-	-	-	16	5 803
Please list all the applicable SCOA level 4 items:																		
Consultants:																		
business and advisory services	16	-	-	16	-	-	-	-	-	-	-	-	-	-	-	-	16	2 233
Total covid-19 response expenditure	16	-	-	16	-	-	-	-	-	-	-	-	-	-	-	-	16	39 103



Annexure 12: Public Entities Reporting to the Minister

Name of Public Entity	Legislative Mandate	Financial Relationship R'000	Nature of Operations
1. National Arts Council	<p>National Arts Council Act, 1997 (Act No. 56 of 1997)</p> <p>The objects of the Council are –</p> <ul style="list-style-type: none"> (a) to provide and encourage the provision of opportunities for persons to practice the arts; (b) to promote the appreciation, understanding and enjoyment of the arts; (c) to promote the general application of the arts in the community; (d) to foster the expression of a national identity and consciousness by means of the arts; (e) to uphold and promote the right of any person to freedom in the practice of the arts; (f) give the historically disadvantaged such additional help and resources as are required to give them greater access to the arts; (g) to address historical imbalances in the provision of infrastructure for the promotion of the arts; (h) to promote and facilitate national and international liaison between individuals and institutions in respect of the arts; (i) to develop and promote the arts and to encourage excellence regarding these 	R304 235	<ul style="list-style-type: none"> • Create a vibrant, inclusive, and transformed Arts and Culture Sector • Achieve global recognition for our unique South African arts and culture • Sustainable arts capability • Market access and enrichment through arts and culture • Increased access to the arts • Development of a credible and catalytic organisation

Name of Public Entity	Legislative Mandate	Financial Relationship R'000	Nature of Operations
2. National Film and Video Foundation	<p>National Film and Video Foundation Act 1997 (Act No. 73 of 1997)</p> <p>The objects of the NFVF are:</p> <ul style="list-style-type: none"> (a) to develop and promote the film and video industry; (b) to provide and encourage the provision of opportunities for persons, especially from disadvantaged communities, to get involved in the film and video industry; (c) to promote the general application of the arts in the community; (d) to foster the expression of a national identity and consciousness by means of the arts; (e) to uphold and promote the right of any person to freedom in the practice of the arts; (f) to give the historically disadvantaged such additional help and resources as are required to give them greater access to the arts; (g) to address historical imbalances in the provision of infrastructure for the promotion of the arts; (h) to promote and facilitate national and international liaison between individuals and institutions in respect of the arts; (i) to develop and promote the arts and to encourage excellence in regard to these 	R301 510	<ul style="list-style-type: none"> • Provide funding for content development • Transform the ecosystem through Capacity Building, especially for disadvantaged people • Provide Marketing and Policy support to understand, enable and promote the SA Industry • Develop and manage local, continental, and international partnerships to support our programs • The NFVF is a coherent, accountable organisation which achieves its mandate



Name of Public Entity	Legislative Mandate	Financial Relationship R'000	Nature of Operations
3. Artscape	Cultural Institutions Act, 1998 (Act No. 119 of 1998.) To provide for the payment of subsidies to certain cultural institutions; to provide for the establishment of certain institutions as declared cultural institutions under the control of councils; to establish a National Museums Division; and to provide for matters connected therewith	R77 863	<ul style="list-style-type: none"> • Operate on a financially sustainable basis • Competent and motivated workforce achieving their performance targets • Efficient and compliant operations and processes • Enhanced Artscape Brand • Annual arts programme that serves the entire community • Educational programme that serves the entire community • Safe, functional, universal design facilities • Effective IT systems that support all business operations • Enhanced contribution to knowledge production in the theatre and photography sector • Photographic archives preserved in accordance with international guideline standards • Increased visibility, accessibility and awareness of theatrical productions and photographic exhibitions • Improved financial sustainability of MTF • Increase opportunities provided for designated groups supporting the development of future theatre practitioners and entrepreneurs • Capable and ethical, technologically enabled and stakeholder-oriented organisation
4. The Market Theatre Foundation		R52 561	<ul style="list-style-type: none"> • Enhanced contribution to knowledge production in the theatre and photography sector • Photographic archives preserved in accordance with international guideline standards • Increased visibility, accessibility and awareness of theatrical productions and photographic exhibitions • Improved financial sustainability of MTF • Increase opportunities provided for designated groups supporting the development of future theatre practitioners and entrepreneurs • Capable and ethical, technologically enabled and stakeholder-oriented organisation

Name of Public Entity	Legislative Mandate	Financial Relationship R'000	Nature of Operations
5. Performing Arts Centre of the Free State (PACOFs)	Cultural Institutions Act, 1998 (Act No. 119 of 1998.) To provide for the payment of subsidies to certain cultural institutions; to provide for the establishment of certain institutions as declared cultural institutions under the control of councils; to establish a National Museums Division; and to provide for matters connected therewith	R50 024	<ul style="list-style-type: none"> Improved governance and accountability Shows happening 44 weeks a year Economic empowerment of target groups PACOFs, a hive of entertainment
6. The Playhouse Company		R55 193	<ul style="list-style-type: none"> Produce and present a balanced artistic programme Offer support for development of future theatre productions and arts practitioners Enhanced customer experience through accessible, high-quality and well-managed production and event venues and technical services A well-governed, productive, and high- performing organisation
7. South African State Theatre		R78 130	<ul style="list-style-type: none"> Government grant augmented with self- generated revenue from commercial activities to fund operational expenses Theatre facilities maintained and upgraded to ensure its long-term economic sustainability thereby enabling the implementation of the mandate Applicable laws, regulations and statutory legislation including the Public Finance Management Act, 1999 (Act No. 1 of 1999) (PFMA), the Cultural Institutions Act, Treasury Regulations and the Labour Relations Act, 1995 (Act No. 66 of 1995), complied with The very best in-house developed and externally sourced performing arts work presented Audience attendance, diversity and appreciation for the performing arts improved Development opportunities for emerging arts practitioners to learn, perform and stage their productions thereby encouraging socio economic development

Name of Public Entity	Legislative Mandate	Financial Relationship R'000	Nature of Operations
8. Mandela Bay Theatre Complex (EC)	Cultural Institutions Act, 1998 (Act No. 119 of 1998.) To provide for the payment of subsidies to certain cultural institutions; to provide for the establishment of certain institutions as declared cultural institutions under the control of councils; to establish a National Museums Division; and to provide for matters connected therewith	R39 000	<ul style="list-style-type: none"> Improved governance and control environment Improved facilities Improved organisational and staff performance. Improved generation of own revenue Increase theatre patronage Increase the use of theatre facilities. Performing arts practitioners developed Performing arts practitioners developed Sustained showcasing of performing arts practitioners through staging of shows
9. Die Afrikaanse Taalmuseum & -monument	Cultural Institutions Act, 1998 To provide for the payment of subsidies to certain cultural institutions; to provide for the establishment of certain institutions as declared cultural institutions under the control of councils; to establish a National Museums Division; and to provide for matters connected therewith	R11 939	<ul style="list-style-type: none"> To build relationships with all South Africans through the medium of Afrikaans and in the context of multilingualism To ensure the collection, conservation, protection and promotion of heritage in line with international best practices To contribute to the body of knowledge in order to provide access to information nationwide at all levels of society, stimulating visitor interaction and increasing visitor numbers To work towards high standards of governance and financial sustainability to ensure service delivery
10. Freedom Park Trust		R130 563	<ul style="list-style-type: none"> Improve governance on the implementation of SCM policies Sustainable diversified revenue streams Redress, inclusivity and access Increase demand and consumption of products and services

Name of Public Entity	Legislative Mandate	Financial Relationship R'000	Nature of Operations
11. Iziko Museums of South Africa	Cultural Institutions Act, 1998 To provide for the payment of subsidies to certain cultural institutions; to provide for the establishment of certain institutions as declared cultural institutions under the control of councils; to establish a National Museums Division; and to provide for matters connected therewith	R107 548	<ul style="list-style-type: none"> • Sound governance and compliance • Improved infrastructure to enhance visitor experience • Nation building through growth and development of collections • Knowledge generation through research to contribute to educated, informed and empowered communities • Creation of awareness and promotion of access to history, heritage and culture
12. Luthuli Museum		R17 687	<ul style="list-style-type: none"> • Increased access to information about the Luthuli Museum • Inclusive and empowered communities • Increased awareness about Luthuli Museum • Effective and efficient organisation
13. KwaZulu-Natal Museum		R90 122	<ul style="list-style-type: none"> • Improved audit outcomes • Number of visitors • Improved research output • Preserved collections • Increased cultural and natural heritage awareness • Improved participation in the Museum's education and outreach programmes • A diverse socially cohesive society with a common identity • New knowledge is generated and disseminated on our natural and cultural heritage including ancient environments • Museum exhibitions are inclusive interactive, educational and entertaining • Opportunities created for unemployed learners to gain workplace skills and provision of curriculum-based learning support to schools • ArtBank becomes financially sustainable to support the visual arts economy • Improved governance of the Museum



Name of Public Entity	Legislative Mandate	Financial Relationship R'000	Nature of Operations
14. National Museum	Cultural Institutions Act, 1998 To provide for the payment of subsidies to certain cultural institutions; to provide for the establishment of certain institutions as declared cultural institutions under the control of councils; to establish a National Museums Division; and to provide for matters connected therewith	R69 751	<ul style="list-style-type: none"> • New knowledge is generated and disseminated on our natural and cultural heritage including ancient environments • Museum exhibitions are inclusive interactive, educational and entertaining • Opportunities created for unemployed learners to gain workplace skills and provision of curriculum-based learning support to schools • ArtBank becomes financially sustainable to support the visual arts economy • Improved governance of the Museum
15. Nelson Mandela Museum		R34 109	<ul style="list-style-type: none"> • Improve and maintain heritage development and conservation • Improved public profile and access • Vibrant programming that promotes the economic opportunities for the community • Sound and effective governance
16. Robben Island Museum		R98 805	<ul style="list-style-type: none"> • To strengthen governance of Robben Island Museum to ensure effective management • To conserve and maintain the natural and cultural heritage of Robben Island • To disseminate information about Robben Island to a broad audience • To develop and promote responsible tourist operations • To foster stakeholder relations and partnerships

Name of Public Entity	Legislative Mandate	Financial Relationship R'000	Nature of Operations
17. Amazwi – South African Museum of Literature	Cultural Institutions Act, 1998 To provide for the payment of subsidies to certain cultural institutions; to provide for the establishment of certain institutions as declared cultural institutions under the control of councils; to establish a National Museums Division; and to provide for matters connected therewith	R14 956	<ul style="list-style-type: none"> • Compliance with the Cultural Institutions Act • Compliance with the PFMA • Museum premises support administrative, curatorial and service delivery needs • Expert and capacitated workforce • Gender-based violence in the workplace addressed
18. uMsunduzi Museum		R25 503	<ul style="list-style-type: none"> • Effective and efficient administration • Innovative, creative and efficient resource management for maximum reach and impact • Improved access to information and knowledge • Improved audience awareness, engagement and participation in museum programmes and projects • Better understanding and delivery of the curriculum by teachers and learners from diverse backgrounds • Economically and socially transforming diverse and cohesive communities
19. War Museum of the Boer Republics		R20 326	<ul style="list-style-type: none"> • Effective and efficiently functioning governance and oversight structures • Efficient and skilled staff exhibiting ethical behaviour and conduct • Unqualified audit reports with no recurring audit findings • 90% satisfaction rating by public visiting the War Museum • Good relations and coordination with stakeholders

Name of Public Entity	Legislative Mandate	Financial Relationship R'000	Nature of Operations
20. William Humphreys Art Gallery (WHAG)	Cultural Institutions Act, 1998 To provide for the payment of subsidies to certain cultural institutions; to provide for the establishment of certain institutions as declared cultural institutions under the control of councils; to establish a National Museums Division; and to provide for matters connected therewith	R12 121	<ul style="list-style-type: none"> Improved governance and accountability resulting in an unqualified audit opinion without findings Transformed and developed WHAG permanent collection Preservation of collections Increased awareness of South Africa's cultural identity Mainstream the role of arts, culture and heritage Access and audience development Developed a specialist reference library
21. Ditsong Museums of South Africa		R110 150	<ul style="list-style-type: none"> Enhanced contribution to knowledge production within the heritage sector through disseminated research that is inclusive and relevant Heritage assets preserved in accordance with international guideline standards Increased visibility, accessibility and awareness of heritage assets Increased participation of historically disadvantaged groups in the heritage sector Improved financial sustainability A compliant and responsive organisation
22. South African Heritage Resources Agency	National Heritage Resources Act, 1999 (Act No. 25 of 1999) Introduce an integrated and interactive system for the management of the national heritage resources; to promote good government at all levels and empower civil society to nurture and conserve their heritage resources so that they may be bequeathed to future generations	R91 047	<ul style="list-style-type: none"> Regulated and protected heritage resources Well-governed performing organisation Professional and capacitated heritage resources management sector Integrated developmental programmes Financial sustainability Social cohesion and upliftment Dynamic functional networks

Name of Public Entity	Legislative Mandate	Financial Relationship R'000	Nature of Operations
23. National Heritage Council	<p>National Heritage Council Act, 1999 (Act No. 11 of 1999)</p> <p>The objects of the Council are—</p> <p>(a) to develop, promote and protect the national heritage for present and future generations;</p> <p>(b) to coordinate heritage management;</p> <p>(c) to protect, preserve and promote the content and heritage which reside in orature in order to make it accessible and dynamic;</p> <p>(d) to integrate living heritage with the functions and activities of the Council and all other heritage authorities and institutions at national, provincial and local level;</p> <p>(e) to promote and protect indigenous knowledge systems including but not limited to, enterprise and industry, social upliftment, institutional framework and liberatory processes; and to intensify support for the promotion of the history and culture of all our peoples and particularly to support research</p> <p>(f) and publication on enslavement in South Africa</p>	R80 437	<ul style="list-style-type: none"> An effective, efficient and sustainable institution An internationally recognised heritage organisation on the African continent The leading institution on intangible heritage in South Africa, and support for tangible heritage Mainstreaming of Liberation Heritage Increased knowledge and awareness about South Africa's heritage by South Africa's citizens Social cohesion and nation building
24. National Library of South Africa	<p>National Library of South Africa Act, 1998 (Act No. 92 of 1998)</p> <p>To provide for the National Library of South Africa; for collecting, preserving, making available and promoting awareness of the national documentary heritage; and to provide for matters connected therewith.</p>	R123 045	<ul style="list-style-type: none"> Updated and complete register of the national documentary heritage collection Improved culture of reading, writing and publishing in all official languages Functional Research, Innovation and Knowledge Management Unit established



Name of Public Entity	Legislative Mandate	Financial Relationship R'000	Nature of Operations
25. South African Library for the Blind	<p>South African Library for the Blind Act, 1998 (Act No. 91 of 1998)</p> <p>The object of the Library for the Blind is to provide a national library and information service to serve blind and print- handicapped readers in South Africa.</p>	R40 555	<ul style="list-style-type: none"> • Finance processes and procedures to support PanSALB mandate • SCM processes and procedures to support PanSALB mandate • Information and communication technology policies, governance, EA and Strategic Plan • Human resource management processes and procedures to support PanSALB mandate • Marketing and communication processes and procedures to support PanSALB mandate • Strategic management processes and procedures to support PanSALB mandate • Languages developed • Equitable use of language • Violations of linguistic human rights addressed

Name of Public Entity	Legislative Mandate	Financial Relationship R'000	Nature of Operations
26. The Pan South African Language Board	Pan South African Language Board Act, 1995 (Act No. 59 of 1995) (a) To promote respect for and ensure the implementation of the following principles referred to in section 3(9) of the Constitution: (b) The creation of conditions for the development and for the promotion of the equal use and enjoyment of all the official South African languages; (c) the extension of those rights relating to language and the status of languages which at the commencement of the Constitution were restricted to certain regions; (d) the prevention of the use of any language for the purposes of exploitation, domination or division; (e) the promotion of multilingualism and the provision of translation facilities; (f) the fostering of respect for languages spoken in the Republic other than the official languages, and the encouragement of their use in appropriate circumstances; and (g) the non-diminution of rights relating to language and the status of languages existing at the commencement of the Constitution; (h) to further the development of the official South African languages; (i) to promote respect for and the development of other languages used by communities in South Africa, and languages used for religious purposes; (j) to promote knowledge of and respect for the other provisions of and the constitutional principles contained in the Constitution dealing directly or indirectly with language matters; (k) to promote respect for multilingualism in general; and (l) to promote the utilisation of South Africa's language resources.	R127 846	<ul style="list-style-type: none"> Marketing and communication processes and procedures to support PanSALB mandate Strategic management processes and procedures to support PanSALB mandate Languages developed Equitable use of language Violations of linguistic human rights addressed
27. Boxing South Africa	South African Boxing Act, 2001 (Act No. 11 of 2001) To administer professional boxing; recognise amateur boxing; create and ensure synergy between professional and amateur boxing; and promote engagement and interaction between associations of boxers, managers, promoters and trainers.	R19 668	<ul style="list-style-type: none"> Governance and administration Boxing development Boxing promotion

Name of Public Entity	Legislative Mandate	Financial Relationship R'000	Nature of Operations
28. South African Institute for Drug-Free Sport	<p>South African Institute for Drug-Free Sport Act, 1997 (Act No. 14 of 1997)</p> <p>To promote participation in sport without the use of prohibited performance enhancing substances and methods and educate sportspersons on fair play and the harmful effects of the use of prohibited performance enhancing substances and methods.</p>	R29 171	<ul style="list-style-type: none"> • Credible financial and administration performance data • Compliance certifications • Doping control and investigations programme • Independent results management system • Comprehensive anti-doping education and research programme • Participate and collaborate on anti-doping matters in continental, national and international forums.

Annexure 13: Transfer Payments to Public Entities

Name of Public Entity	Key Outputs of the Public Entity		Amount transferred to Public Entity R'000	Achievements of the public entity
1. National Arts Council	<ul style="list-style-type: none"> Create a vibrant, inclusive and transformed Arts and Culture Sector Achieve global recognition for our unique South African arts and culture Sustainable arts capability 	<ul style="list-style-type: none"> Market access and enrichment through arts and culture Increased access to the arts Development of a credible and catalytic organisation 	R304 235	As per Legislative Mandate
2. National Film and Video Foundation	<ul style="list-style-type: none"> Provide funding for content development Transform the ecosystem through Capacity Building, especially for disadvantaged people Provide Marketing and Policy support to understand, enable and promote the SA Industry 	<ul style="list-style-type: none"> Develop and manage local, continental, and international partnerships to support our programs The NFVF is a coherent, accountable organisation which achieves its mandate 	R301 510	As per Legislative Mandate
3. Artscape	<ul style="list-style-type: none"> Operate on a financially sustainable basis Competent and motivated workforce achieving their performance targets Efficient and compliant operations and processes Enhanced Artscape Brand Annual arts programme that serves the entire community Educational programme that serves the entire community Safe, functional, universal design facilities Effective IT systems that support all business operations 	<ul style="list-style-type: none"> Enhanced contribution to knowledge production in the theatre and photography sector Photographic archives preserved in accordance with international guideline standards Increased visibility, accessibility and awareness of theatrical productions and photographic exhibitions Improved financial sustainability of MTF Increase opportunities provided for designated groups supporting the development of future theatre practitioners and entrepreneurs Capable and ethical, technologically enabled and stakeholder-oriented organisation 	R77 863	As per Legislative Mandate

Name of Public Entity	Key Outputs of the Public Entity		Amount transferred to Public Entity R'000	Achievements of the public entity
4. The Market Theatre Foundation	<ul style="list-style-type: none"> Enhanced contribution to knowledge production in the theatre and photography sector Photographic archives preserved in accordance with international guideline standards Increased visibility, accessibility and awareness of theatrical productions and photographic exhibitions 	<ul style="list-style-type: none"> Improved financial sustainability of MTF Increase opportunities provided for designated groups supporting the development of future theatre practitioners and entrepreneurs Capable and ethical, technologically enabled and stakeholder-oriented organisation 	R52 561	As per Legislative Mandate
5. Performing Arts Centre of the Free State (PACOFs)	<ul style="list-style-type: none"> Improved governance and accountability Shows happening 44 weeks a year 	<ul style="list-style-type: none"> Economic empowerment of target groups PACOFs, a hive of entertainment 	R50 024	As per Legislative Mandate
6. The Playhouse Company	<ul style="list-style-type: none"> Produce and present a balanced artistic programme Offer support for development of future theatre productions and arts practitioners 	<ul style="list-style-type: none"> Enhanced customer experience through accessible, high-quality and well-managed production and event venues and technical services A well-governed, productive, and high-performing organisation 	R55 193	As per Legislative Mandate
7. South African State Theatre	<ul style="list-style-type: none"> Theatre facilities maintained and upgraded to ensure its long-term economic sustainability thereby enabling the implementation of the mandate Applicable laws, regulations and statutory legislation including the Public Finance Management Act, 1999 (Act No. 1 of 1999) (PFMA), the Cultural Institutions Act, Treasury Regulations and the Labour Relations Act, 1995 (Act No. 66 of 1995), complied with 	<ul style="list-style-type: none"> The very best in-house developed and externally sourced performing arts work presented Audience attendance, diversity and appreciation for the performing arts improved Development opportunities for emerging arts practitioners to learn, perform and stage their productions thereby encouraging socio-economic development Government grant augmented with self-generated revenue from commercial activities to fund operational expenses 	R78 130	As per Legislative Mandate
8. Mandela Bay Theatre Complex (EC)	<ul style="list-style-type: none"> Improved governance and control environment Improved facilities Improved organisational and staff performance. Improved generation of own revenue Increase theatre patronage. 	<ul style="list-style-type: none"> Increase the use of theatre facilities. Performing arts practitioners developed Performing arts practitioners developed Sustained showcasing of performing arts practitioners through staging of shows. 	R39 000	As per Legislative Mandate

Name of Public Entity	Key Outputs of the Public Entity		Amount transferred to Public Entity R'000	Achievements of the public entity
9. Die Afrikaanse Taalmuseum & -monument	<ul style="list-style-type: none"> To build relationships with all South Africans through the medium of Afrikaans and in the context of multilingualism To ensure the collection, conservation, protection and promotion of heritage in line with international best practices 	<ul style="list-style-type: none"> To contribute to the body of knowledge in order to provide access to information nationwide at all levels of society, stimulating visitor interaction and increasing visitor numbers To work towards high standards of governance and financial sustainability to ensure service delivery 	R11 939	As per Legislative Mandate
10. Freedom Park Trust	<ul style="list-style-type: none"> Improve governance on the implementation of SCM policies Sustainable diversified revenue streams 	<ul style="list-style-type: none"> Redress, inclusivity and access Increase demand and consumption of products and services 	R130 563	As per Legislative Mandate
11. Iziko Museums of South Africa	<ul style="list-style-type: none"> Sound governance and compliance Improved infrastructure to enhance visitor experience Nation building through growth and development of collections 	<ul style="list-style-type: none"> Knowledge generation through research to contribute to educated, informed and empowered communities Creation of awareness and promotion of access to history, heritage and culture 	R107 548	As per Legislative Mandate
12. Luthuli Museum	<ul style="list-style-type: none"> Increased access to information about the Luthuli Museum Inclusive and empowered communities 	<ul style="list-style-type: none"> Increased awareness about Luthuli Museum Effective and efficient organisation 	R17 687	As per Legislative Mandate
13. KwaZulu-Natal Museum	<ul style="list-style-type: none"> Improved audit outcomes Number of visitors Improved research output Preserved collections Increased cultural and natural heritage awareness Improved participation in the Museum's education and outreach programmes A diverse socially cohesive society with a common identity 	<ul style="list-style-type: none"> New knowledge is generated and disseminated on our natural and cultural heritage including ancient environments Museum exhibitions are inclusive interactive, educational and entertaining Opportunities created for unemployed learners to gain workplace skills and provision of curriculum-based learning support to schools ArtBank becomes financially sustainable to support the visual arts economy Improved governance of the Museum 	R90 122	As per Legislative Mandate

Name of Public Entity	Key Outputs of the Public Entity		Amount transferred to Public Entity R'000	Achievements of the public entity
14. National Museum	<ul style="list-style-type: none"> New knowledge is generated and disseminated on our natural and cultural heritage including ancient environments Museum exhibitions are inclusive interactive, educational and entertaining Improved governance of the Museum 	<ul style="list-style-type: none"> Opportunities created for unemployed learners to gain workplace skills and provision of curriculum-based learning support to schools ArtBank becomes financially sustainable to support the visual arts economy 	R69 751	As per Legislative Mandate
15. Nelson Mandela Museum	<ul style="list-style-type: none"> Improve and maintain heritage development and conservation Improved public profile and access 	<ul style="list-style-type: none"> Vibrant programming that promotes the economic opportunities for the community Sound and effective governance 	R34 109	As per Legislative Mandate
16. Robben Island Museum	<ul style="list-style-type: none"> To strengthen governance of Robben Island Museum to ensure effective management To conserve and maintain the natural and cultural heritage of Robben Island To foster stakeholder relations and partnerships 	<ul style="list-style-type: none"> To disseminate information about Robben Island to a broad audience To develop and promote responsible tourist operations 	R98 805	As per Legislative Mandate
17. Amazwi - South African Museum of Literature	<ul style="list-style-type: none"> Compliance with the Cultural Institutions Act Compliance with the PFMA Expert and capacitated workforce 	<ul style="list-style-type: none"> Museum premises support administrative, curatorial and service delivery needs Gender-based violence in the workplace addressed 	R14 956	As per Legislative Mandate
18. uMsunduzi Museum	<ul style="list-style-type: none"> Effective and efficient administration Innovative, creative and efficient resource management for maximum reach and impact Improved audience awareness, engagement and participation in museum programmes and projects 	<ul style="list-style-type: none"> Better understanding and delivery of the curriculum by teachers and learners from diverse backgrounds Economically and socially transforming diverse and cohesive communities Improved access to information and knowledge 	R25 503	As per Legislative Mandate
19. War Museum of the Boer Republics	<ul style="list-style-type: none"> Effective and efficiently functioning governance and oversight structures Efficient and skilled staff exhibiting ethical behaviour and conduct Good relations and coordination with stakeholders 	<ul style="list-style-type: none"> Unqualified audit reports with no recurring audit findings 90% satisfaction rating by public visiting the War Museum 	R20 326	As per Legislative Mandate

Name of Public Entity	Key Outputs of the Public Entity		Amount transferred to Public Entity R'000	Achievements of the public entity
20. William Humphreys Art Gallery (WHAG)	<ul style="list-style-type: none"> Improved governance and accountability resulting in an unqualified audit opinion without findings Transformed and developed WHAG permanent collection Preservation of collections 	<ul style="list-style-type: none"> Increased awareness of South Africa's cultural identity Mainstream the role of arts, culture and heritage Access and audience development Developed a specialist reference library 	R12 121	As per Legislative Mandate
21. Ditsong Museums of South Africa	<ul style="list-style-type: none"> Enhanced contribution to knowledge production within the heritage sector through disseminated research that is inclusive and relevant Heritage assets preserved in accordance with international guideline standards A compliant and responsive organisation 	<ul style="list-style-type: none"> Increased visibility, accessibility and awareness of heritage assets Increased participation of historically disadvantaged groups in the heritage sector Improved financial sustainability 	R110 150	As per Legislative Mandate
22. South African Heritage Resources Agency	<ul style="list-style-type: none"> Regulated and protected heritage resources Well-governed performing organisation Professional and capacitated heritage resources management sector 	<ul style="list-style-type: none"> Integrated developmental programmes Financial sustainability Social cohesion and upliftment Dynamic functional networks 	R91 047	As per Legislative Mandate
23. National Heritage Council	<ul style="list-style-type: none"> An effective, efficient and sustainable institution An internationally recognised heritage organisation on the African continent The leading institution on intangible heritage in South Africa, and support for tangible heritage 	<ul style="list-style-type: none"> Mainstreaming of Liberation Heritage Increased knowledge and awareness about South Africa's heritage by South Africa's citizens Social cohesion and nation building 	R80 437	As per Legislative Mandate
24. National Library of South Africa	<ul style="list-style-type: none"> Updated and complete register of the national documentary heritage collection Improved culture of reading, writing and publishing in all official languages 	<ul style="list-style-type: none"> Functional Research, Innovation and Knowledge Management Unit established 	R123 045	As per Legislative Mandate




Name of Public Entity	Key Outputs of the Public Entity		Amount transferred to Public Entity R'000	Achievements of the public entity
25. South African Library for the Blind	<ul style="list-style-type: none"> Finance processes and procedures to support PanSALB mandate SCM processes and procedures to support PanSALB mandate Information and communication technology policies, governance, EA and Strategic Plan Human resource management processes and procedures to support PanSALB mandate 	<ul style="list-style-type: none"> Marketing and communication processes and procedures to support PanSALB mandate Strategic management processes and procedures to support PanSALB mandate Languages developed Equitable use of language Violations of linguistic human rights addressed 	R40 555	As per Legislative Mandate
26. The Pan South African Language Board	<ul style="list-style-type: none"> Finance processes and procedures to support PanSALB mandate SCM processes and procedures to support PanSALB mandate Information and communication technology policies, governance, EA and Strategic Plan Human resource management processes and procedures to support PanSALB mandate 	<ul style="list-style-type: none"> Marketing and communication processes and procedures to support PanSALB mandate Strategic management processes and procedures to support PanSALB mandate Languages developed Equitable use of language Violations of linguistic human rights addressed 	R127 846	As per Legislative Mandate
27. Boxing South Africa	<ul style="list-style-type: none"> Governance and administration Boxing development 	<ul style="list-style-type: none"> Boxing promotion 	R19 668	As per Legislative Mandate
28. South African Institute for Drug-Free Sport	<ul style="list-style-type: none"> Credible financial and administration performance data Compliance certifications Doping control and investigations programme Independent results management system 	<ul style="list-style-type: none"> Comprehensive anti-doping education and research programme Participate and collaborate on anti-doping matters in continental, national and international forums. 	R29 171	As per Legislative Mandate

NB: The amount spent per year by each Public Entity is inclusive of other government subsidies/donations/revenues as contained in the 2022/23 Annual Reports of each Public Entity.

Notes

[illegible]



Sechaba House

Department of Sport, Arts and Culture

| Sechaba House | Private bag X987 |

| 202 Madiba Street | Pretoria | 0002 |



+27 (12) 441 3000



+27 (12) 441 3699



www.dsac.gov.za



@SportArtsCultur



@SportArtsCultureRSA

#Inspiring A Nation Of Winners



sport, arts & culture

Department:
Sport, Arts and Culture
REPUBLIC OF SOUTH AFRICA

Inspiring A Nation Of Winners