

DEPARTMENT OF TRANSPORT

NO. 497

29 MARCH 2019

RAILWAY SAFETY REGULATOR**COMMENTS**

I, Tshepo Kgare, acting Chief Executive Officer of the Railway Safety Regulator (RSR), hereby in terms of the Railway Safety Regulator Act No. 16 of 2002, as amended ("the Act"), publish for comments the Determination on the Verbal Safety Critical Communication Protocol ("Protocol").


Interested and affected Railway Stakeholders are hereby invited to submit their written comments within 30 days from the date of publication of this Protocol in the Government Gazette, for consideration by the RSR in the development and finalisation of this Protocol.

After finalisation this Protocol will apply to all Operators as defined, when the Protocol comes into operation in terms of section 28 of the Act.

The RSR is confident that that this Protocol will contribute towards achieving the objectives of the Act, namely safe railway operations.

Written comments are to be addressed to: Mrs. M Makwela, E-mail: matselanyanem@rsr.org.za, Tel: (012) 848 3056 OR Mr. R Ntshingila, E-Mail: reginald.ntshingila@rsr.org.za, Tel: (012) 848 3167.

Signed at Centurion on this 22nd day of March 2019



Digitally signed by
Tshepo Kgare
Date: 2019.03.22
12:41:46 +02'00'

Tshepo Kgare

Acting Chief Executive Officer: Railway Safety Regulator



PROTOCOL FOR VERBAL SAFETY-CRITICAL COMMUNICATION

DRAFT

Copyright © 2016, Railway Safety Regulator South Africa. All rights reserved. No trademark, patent or other liability is assumed with respect to the use of the information contained herein. Although every precaution has been taken in the preparation of this document, the publisher assumes no responsibility for errors or omission. Nor is any liability assumed for damages of any sort that may directly or indirectly result from the use or application of the information contained herein.

Regulatory Standards and related regulatory tools are updated by amendment or revision. Users of the RSR Regulatory Tools should ensure that they possess and are using the latest amendments or editions. The Railway Safety Regulator (RSR) continuously strives to improve the quality of its products and services and would therefore be grateful that anyone who finds an error, omission, inaccuracy or ambiguity in this standard informs the Railway Safety Regulator of such error, omission, inaccuracy or ambiguity.

The RSR logo are trademarks of the Railway Safety Regulator and are used with permission. This protocol was researched and developed by the Railway Safety Regulator's Working Group on Verbal Safety Critical Communication.

Edition 1: VSCC Protocol 2018

Published by:

Railway Safety Regulator South Africa

Lake Buena Vista Building

1 Gordon Hood Ave

0157 Centurion, South Africa

Telephone: +27 12 848 3000

Website: <http://www.rsr.org.za>

Table of changes

Edition and version number	Date	Scope

Acknowledgements

The Railway Safety Regulator wishes to acknowledge the invaluable assistance of the following organizations during the preparation of this document:

Bombela Operating Company (Pty) Ltd (BOC)
Heritage Railway Association of Southern Africa (HRASA)
Passenger Rail Agency of South Africa (PRASA)
Transnet (SOC) Ltd
IMPALA Platinum
ALSTOM
TRAXTION SHEL TAM

Foreword

Introduction

This document has been developed primarily with a view to achieving uniform and seamless verbal safety critical communication (VSCC) within the railway operations in South Africa. The railway industry in South Africa has seen itself conducting operational activities including verbal communication under normal, abnormal, and degraded modes of working, and during emergency situations. Non adherence to VSCC has contributed to numerous railway occurrences, including collisions and signals passed at danger (SPADS).

VSCC therefore is a crucial component of safe railway operations, and consequently non adherence to it may contribute to occurrences.

This protocol outlines the minimum requirements for the management of VSCC, including the framework to be implemented for safety related personnel in the execution of their operational activities. It seeks to explain the level of VSCCs required for safety related personnel within the railway industry in South Africa.

TABLE OF CONTENTS

Table of Contents	3
Acknowledgements.....	3
Foreword	3
Introduction.....	4
Contents	5
1. Purpose.....	6
2. Scope	6
3. Definitions.....	6
4. Verbal Safety Critical Communication Requirements	11
4.1 Risk Management	11
4.2 Regulatory and Compliance Review	11
4.3 Interoperability, interfaces and intrafaces	12
4.4 Verbal Safety Critical Requirements for Safety Related Personnel	12
4.5 Competencies Requirements.....	13
5. Verbal Safety Critical Communication protocol outline	14
5.1 Structure and Responsibilities	14
5.2 Safety Emphasis for communication in Railway Operations	16
5.3 Communication During Emergency Situations	16
5.4 Recording of Safety Critical Conversations	17
5.5 Principles	18
5.6 The phoenetic Alphabets	19
5.7 Numbers	19
5.8 Standard Radio Terms.....	20
5.9 Transmission Technique	21
6. General Communication Requirements	21
6.1 General	21
6.2 Cellphones and other wireless train authorization system	21
6.3 Communication Skills	22
7. Communication Barriers	22
7.1 Communication Barriers	22
7.2 Environmental Barriers	22
7.3 Equipment Barriers	23
7.5 Linguistic barrier	23
ANNEXURE A: VSCC Four-Part Structure	24

1. Purpose

- 1.1 To provide a communication framework for effective VSCCs during railway operations.
- 1.2 To clarify what safety critical communication is, the procedure for using it and to ensure safe and seamless railway operations.
- 1.3 To contribute to the reduction of railway occurrences attributable to communication errors
- 1.4 To provide a standardised approach to VSCC within the railway operations in South Africa.

2. Scope

- 2.1 This protocol describes the VSCC requirements and approach applicable to safe railway operations
- 2.2 The protocol is applicable to all railway operations, applicable technologies, processes, procedures, rules , systems, sub-systems, or components that form part of a railway system.
- 2.3 It is designed for use by safety related personnel (safety critical personnel included) when they communicate verbally during the execution of their operational duties regardless of the technology that is being used.

3. Definition of Terms & Abbreviations

3.1 Definitions

3.1.1 abnormal working

deviation from the train's normal working on a portion of the network that may or may not impact on the service capacity

3.1.2 accountability

obligation or willingness, which cannot be shared, to accept ultimate responsibility or to account for one's actions

3.1.3 authorization

official permission or approval granted for the movement of rolling stock, i.e. train or shunt movement

3.1.4 competent

having the qualification, knowledge, skills, attitudes and capabilities required to function successfully, effectively and efficiently in a given job

3.1.5 communication

the act or process of using words, sounds, signs, or behaviours to express or exchange information or to express your ideas, thoughts, feelings, etc., to someone else. : a message that is given to someone : a letter, telephone call, etc. communications : the ways of sending information to people by using technology.

3.1.6 communication barriers

obstacles in a workplace that prevent effective exchange of ideas or thoughts. Such barriers include, Status differences, gender differences, cultural differences, prejudices, the organizational environment and linguistic barriers

3.1.7 degraded mode

any deviation from the primary mode of train movement on a portion of the network, including the condition of the rolling stock and railway infrastructure elements, which impact on service capacity, but which are still safe

3.1.8 digital Migration

migrating services from analogue to digital technology

3.1.9 emergency

serious, unexpected and potentially dangerous situation that requires immediate action

3.1.10 handshaking

exchange of information between an individual, group or device (or any combination of these) such that the sender and receiver(s) are in agreement that the information received is identical to that sent and that the interpretation of the information by the receiver(s) is the same as that intended by the sender

3.1.11 interoperability

ability of network, train and station operators to allow the safe and uninterrupted movement of rolling stock (at interfaces and intrafaces), between and on different networks as defined in the relevant national legislation (see foreword) to accomplish the required levels of safety (passengers, freight, public and the environment) and performance for those operations

3.1.12 interface

area, point, or location, either physical or organizational, where the activities or assets of two (or both) or more railway operators or a railway operator and another organization meet, and where the activities or assets interact (or both) or have the potential to affect one another (or both)

3.1.13 intraface

area, point, or location, either physical or organizational, where the activities assets (or both) of two or more functional disciplines within a railway operator meet, and where the activities or assets or both interact or have the potential to affect one another

3.1.14 responsibility

ability to act or decide on one's own and to explain such actions or decisions when asked

3.1.15 safety-critical work

functions and activities directly related to the authorization and control of rolling stock movements, and to the execution of the movement of rolling stock, including the direct supervision of persons undertaking these functions and activities

3.1.16 safety-related work

functions and activities that have an impact on safe railway operations, either directly (safety-critical work) or indirectly, including the certification of systems, subsystems or components for introduction as new or modified technologies for a network, train or station operation (or a combination thereof), or the maintenance of systems, subsystems or components which constitute a network, train or station operation (or a combination thereof), including the direct supervision of persons undertaking these functions and activities

CONTINUES ON PAGE 258 - PART 3



Government Gazette Staatskoerant

REPUBLIC OF SOUTH AFRICA
REPUBLIEK VAN SUID AFRIKA

Vol. 645

29 March
Maart 2019

No. 42337

PART 3 OF 7

N.B. The Government Printing Works will not be held responsible for the quality of "Hard Copies" or "Electronic Files" submitted for publication purposes

ISSN 1682-5843



AIDS HELPLINE: 0800-0123-22 Prevention is the cure

3.1.17 phonetic alphabet

is a set of symbols or codes used to show what a speech sound or letter sounds like.

3.1.18 risk

exposure to the chance of injury or loss expressed in terms of likelihood (probability) and severity

3.1.19 risk management

process of identification of hazards, their quantification in terms of severity and likelihood (probability), the development of a plan/s to tolerate the risk, or transfer the risk, or treat the risk to reduce it to acceptable levels with the necessary controls (ALARP), or terminate the risk, and thereafter to monitor the residual risk to ensure it remains tolerable

3.1.19 railway system

integration of technologies, statutory, environmental and business requirements, and human factors, designed for the safe transportation of people and freight and which is commercially and environmentally sustainable and includes where relevant projects, products, policies, processes, procedures and assets

3.1.20 technology

created capability or capacity (or both) relating to systems (including subsystems and components), processes, and procedures applicable to network, train and station operators, as well as other interested and affected parties in the railway industry

3.1.21 telecommunication system

wired or wireless electronic communication system for either voice or data used directly or in support of a train authorization and control system, or for the provision of information related to train movements

3.1.22 train authorization and control system

system which provides a means to safely regulate the movement of trains on a railway through the use of appropriate technology and appropriate numbers of competent persons in safety related positions

3.1.23 verification

testing and evaluation of the system, subsystem or component to assure compliance with its specification or other requirements

3.2 Abbreviations

ALARP:	As low as reasonably practicable
GOI:	General operating instructions
RSR:	Railway safety regulator
SOP:	Standard operating procedures
SPAD:	Signal passed at danger
TAC&T:	Train authorization and control, and telecommunication
TWR:	Train working rules
VSCC:	Verbal Safety Critical Communication
WG:	Working group

4. Verbal Safety-Critical Communication Requirements

4.1 Risk Management

- 4.1.1 Operators shall identify all activities that require VSCC under normal, degraded, abnormal and emergency situations.
- 4.1.2 The operators shall develop processes and procedures to ensure that risks related to VSCC are identified and effective control measures are developed and implemented.
- 4.1.3 The operator shall ensure that the implementation of control measures shall not result in additional risks which require further mitigation.
- 4.1.4 When VSCC is used under abnormal or degraded mode of train operations, the railway operators shall ensure that the risks associated with the equipments and tools used in VSCC are adequately identified and mitigated.
- 4.1.5 The functional tools used and method of working shall be appropriate for the mode of working.
- 4.1.6 When VSCC is used under abnormal or degraded mode, the operator shall develop processes and procedures to stipulate and manage reasonable time frames for the use of VSCC under abnormal or degraded mode of train operation.
- 4.1.7 Operators shall ensure VSCC risk assessments are effective and communicated to all relevant structures within the organization

4.2 Regulatory and Compliance Review

The operator shall develop processes and procedures to identify and ensure compliance with the published regulatory requirements related to VSCC rules and operating requirements.

4.3 Interoperability, interfaces and intrafaces

- 4.3.1 The operator shall develop processes and procedures to implement and manage VSCC at interfaces and intrafaces in accordance with the applicable requirements of SMS requirements, SANS 3000-2-6 and inline with this protocol, including:
 - 4.3.1.1 the implementation of proper VSCC handover processes where two or more operators are interfacing;

- 4.3.1.2 assurance that the equipment supporting or used for VSCC are aligned, interoperable and functional.

4.4 Verbal Safety-Critical Communication Requirements for Safety-Related Personnel

4.4.1 Applicability

- 4.4.1.1 Safety related personnel include but not limited to:

- i) persons involved with the execution of the movement of rolling stock, including the direct supervision of persons undertaking these functions and activities;
- ii) persons involved with the authorization and control of rolling stock movements, including the direct supervision of persons undertaking these functions and activities;
- iii) persons involved with the declaration of rolling stock as service worthy, including the direct supervision of persons undertaking these functions and activities; and
- iv) persons involved in the maintenance of railway infrastructure including the direct supervision of persons undertaking these functions and activities.

- 4.4.1.2 Effective VSCC shall take cognisance of the following:

- i) availability, functionality and/or effectiveness of the system, tool and/or equipment used;
- ii) Train Working Rules and/or General Operating Instructions;
- iii) Standard Operating Procedures;
- iv) description of the line and the relevant line-side equipment associated with route;
- v) timetables or scheduling; and
- vi) any other relevant documentation to be developed.

4.5 Competencies requirements to support VSCC in railway operations

4.5.1 Competencies

- 4.5.1.1 The operator shall establish, develop or adopt, document, implement and maintain policies, processes and procedures to ensure competencies of

employees undertaking safety related work in accordance with the applicable requirements of SANS 3000-4, including:

- i) education and training of employees undertaking safety related work that involve VSCC;
- ii) training and development shall be a dynamic and risk-driven process, focussing on specific communication requirements of a particular job/task/ activity;
- iii) requirements of applicable legislation and standards, including those specified in this document;
- iv) roles and responsibilities of employees involved in VSCC; and
- v) systems, tools and/or equipment used in VSCC.

4.5.2 Supervision

4.5.2.1 The operator shall develop processes and procedures for conducting VSCC supervision in accordance with the applicable requirements of SANS 3000-4, including:

- i) task observations with immediate feedback and corrective action in case of any transgressions related to VSCC;
- ii) realtime observation and/or listening of VSCC messages and provision of feedback to enhance safe railway performances. Playback of recorded VSCC conversations and corrective action where applicable to monitor compliance; and
- iii) provision of positive feedback where it is deserved, to motivate and promote safe railway operations;

Note: Safety briefings and symposiums shall also be utilised to discuss VSCC requirements,

4.5.3 Language Policy

4.5.3.1 The operator shall develop or adopt, document, implement and maintain a formal language policy which shall make provision for VSCC.

4.5.3.2 The language policy shall take into consideration the medium of communication, including written, electronic, verbal (oral), audible or physical (visible)

communication in accordance with the applicable requirements of SANS 3000-1 and SANS 3000-2-5.

4.5.4 Communication requirements for safe railway operations

4.5.4.1 All the information necessary to ensure VSCC amongst safety critical and safety related personnel shall be set out in appropriate documents, including:

- i) the assurance that safety critical messages are stated clearly, unambiguously, structured and in a formalized manner;
- ii) the assurance that messages are repeated back and there is common understanding through a process of handshaking;
- iii) the authorization, instruction or other information provided shall not be acted upon until the handshaking is complete;
- iv) where handshaking cannot be completed, the instruction and/or authorization shall be terminated; and
- v) for open system channels, information shall be communicated to all relevant and affected parties.

5. Verbal Safety-Critical Communication protocol outline

5.1 Structure and responsibility

5.1.1 The operator shall:

- 5.1.1.1 Develop and implement processes and procedures to ensure compliance to applicable VSCC standards and processes.
- 5.1.1.2 Ensure that all safety related personnel take responsibility for how they communicate at work, taking into consideration the following:
 - i) compliance with the guidance provided in this protocol;
 - ii) adherence to communication protocols under normal, abnormal, emergency and any unusual scenarios;
 - iii) recognition that situations faced under pressure will still require clear and structured communications;

- iv) communicating properly under all situations;

Note: If good communication practice is well established, it is less likely to collapse under abnormal situations;

- v) allowing reasonable time to think what to say. This will save time even when tempted to speak fast. Slow the communication pace down, speak slowly and clearly to allow more thinking time and analysis;
- vi) staying calm and focused on the facts;
- vii) listening carefully to what is being communicated;
- viii) confirming understanding of the message received, by repeating what has been communicated; and

Note: This will clarify any actions that will aid decision-making and help to remember what is required to be done.

- ix) ensuring compliance to VSCC continuously for safe railway operations

5.1.1.3 The operator shall ensure that the VSCC has a four-part structure including opening, information, actions and confirmations (*refer to the Annexure A*). This practice enhances clear communication and aids memory of important elements of a safety-critical conversation.

5.2 Safety emphasis for communication in railway operations

5.2.1 The employees undertaking VSCC shall ensure the following:

- a) messages are clear and unambiguous;
- b) VSCC has a common structure and a professional tone;
- c) communication is relayed through short, well-structured messages which are easy to understand;
- d) communicating by speaking in natural rhythm, using normal tone, dividing message into phases and speaking at a rate slightly slower than used in normal conversation;
- e) the recipient repeats back the message to ensure it is clearly understood;
- f) give priority to emergency messages, safe working and other railway voice communications;

- g) use the correct identification when initiating or acknowledging safety related instruction; and
- h) no false, irrelevant messages or information shall be communicated; and
- i) standard radio terms are used when operating with radios or telephones;

5.3 Communication during Emergency Situations

- 5.3.1 Reporting of emergency situations as detailed in the relevant railway operator processes and procedures shall be reported in accordance with this protocol,
- 5.3.2 An emergency call shall have absolute priority over all other transmissions. Employees using the channel must immediately cease any transmission, which may interfere with the emergency call unless they are also dealing with an emergency.
- 5.3.3 The employee initiating the call must say the word "EMERGENCY" three times. The call shall be repeated at intervals until an answer is received. The intervals between repetitions of an emergency call must be sufficiently long to allow time for the person, who has received the message, to reply.
- 5.3.4 As soon as the emergency call is responded to, the employee initiating the call shall identify himself/herself and state exactly where he or the train is, also the nature of distress and the kind of assistance required.

5.3.5 Procedure to be followed in Emergency situations

The following shall apply:

- a) To transmit an emergency message :
 - i) say "Emergency, Emergency, Emergency";
 - ii) Identify yourself;
 - iii) state identification and location;
 - iv) state nature of the emergency; then
 - v) state type of assistance required.
- b) Emergency messages shall:
 - i) be given priority over other transmissions; and

- ii) be answered immediately.

5.4 Recording of safety critical conversations

5.4.1 All radio or telephonic conversations between safety-critical personnel shall be recorded.

These recordings assist in:-

- Supervision and monitoring adherence of personnel to communication protocols;
- Assessing the quality of conversations in terms of background noise etc;
- Assessing the audibility of conversations;
- Identifying communication training needs; and
- Occurrence investigations

5.5 Principles

5.5.1 When issuing VSCC, the principle of ABC-P shall be adhered to as described below:

A - Accurate

B - Brief

C - Clear

P- Professional

5.5.2 The following shall be applied to achieve the principle of ABC-P:

- a. Speak at an acceptable pace, tone and pitch to ensure hearing and understanding by the intended receiver or receivers
- b. Not being interrupted by others
- c. Be precise in your descriptions (for example: locations, obstructions)
- d. Use acceptable language (Do not use slang or informal language)

- e. Plan what you are going to say before you say it – think about structure
- f. Repeat back what has been said

5.6 The phonetic alphabet

- 5.6.1 The phonetic alphabet shall be used when transmitting location or equipment identifiers such as the prefix of the signal, points (turnouts) locations, kilometre points, etc.. The key words have been carefully chosen so that they clearly represent each letter and don't sound at all like each other (**e.g. proceed to signal RSR 1234 – this should read as follows – proceed to signal Romeo Sierra Romeo 1234**).
- 5.6.2 Where required, the phonetic alphabet must be used to pronounce any letter to avoid possible confusion. The phonetic alphabet, word used and its pronunciation is as follows:

A	Alpha: AL-fah	N	November No VEM ber
B	Bravo: BRAH-voh	O	Oscar: OSS-cah
C	Charlie: CHAR-lee	P	Papa: pah PAH
D	Delta: DELL-tah	Q	Quebec: key-BECK
E	Echo: ECK-oh	R	Romeo: ROW-me-oh
F	Foxtrot: FOX-trot	S	Sierra: see-AIR-RAH
G	Golf: GOLF	T	Tango: TANG-go
H	:hoh-TELL	U	Uniform: YOU-nee-form
I	India: IN-DEE-ah	V	Victor: VIC-tah
J	Juliet: JEW-lee-ETT	W	Whiskey: WISS-key
K	Kilo: KEY-loh	X	X ray: ECHS-RAY
L	Lima: LEE-mah	Y	Yankee: YANK-key
M	Mike: MIKE	Z	Zulu: ZOO-loo

5.7 Numbers

- 5.7.1 Standard spoken figures shall be pronounced in individual digits when relaying VSCC messages as described in in clause 5.6.1 above, to avoid possible confusion. (for example, **proceed to signal RSR 01234 – should be relayed as follows – proceed to signal Zero, Romeo Sierra Romeo ONE, TWO, THREE, FOUR**).

5.7.2 Spoken figures shall be as follows:

0	ZERO
1	ONE
2	TWO
3	THREE
4	FOUR
5	FIVE
6	SIX
7	SEVEN
8	EIGHT
9	NINE
Decimal Point	POINT

Note: The number "0" shall always be pronounced as "Zero".

5.8 Standard Radio Terms

5.8.1 When using radios or other equipment provided for operational communications, standard radio terms shall be used as follows:

TERM	MEANING
Receiving	- I (called party) acknowledge your call, proceed with message
Message received	- I have received your message and I understand it.
Over	- I have finished speaking and I am waiting for your reply.
Out	- My transmission has been completed.
Correct	- You are correct or what you have transmitted is correct.
Negative	- No, or permission is not granted, or there is an error in your read back
Stand-by	Wait, I will be back soon
Please repeat	Repeat all, or the specified part, of this message exactly as you received it.
Repeat	- I repeat all, or the specified part, of your last transmission
Say again	Please repeat your last message
Loud and clear	- every word is understood.

5.8.2 Definitions for shunting movements when using SHUNT RADIOS/WALKIE-TALKIES

- | | | |
|----------------------|---|---|
| Pull forward | - | to indicate that a hauling movement must be performed. |
| Push backward | | to indicate that a propelling movement must be performed. |
| Pull slowly forward | - | to indicate that a hauling movement must be performed slowly. |
| Push slowly backward | - | to indicate that a propelling movement must be performed slowly. |
| Hokaai | - | to request a driver by means of a radio/walkie-talkie to stop. |
| Couple | - | to indicate to the driver to move back cautiously to couple or uncouple wagons. |

(The word "stop" must not be used since it can be mistaken for the word "skop".)

5.9 Transmission technique

- 5.9.1 The efficient use of radios depends on the speech and articulation (the way words are pronounced) of the user. Speak all words plainly and clearly. Avoid any tendency to shout, to accent syllables artificially (in an unnatural way), or talk too rapidly (fast). Keep the rate constant neither fast nor slow. Remember in many cases the person receiving the message must write it down. Preserve the rhythm of ordinary conversation. Separate words that they do not run together.

The following words and phrases shall be used:

- | | | |
|---------------------|---|--|
| REPEAT | - | Let me know that you have received and understood the message. |
| CORRECT | - | Your version is correct. |
| OVER | - | My transmission is ended and I expect a response from you. |
| CONTINUE | - | Proceed with your message. |
| OVER AND OUT | - | The transmission is ended and no response is expected. |

Note: Slang expressions shall not be used.

6. General Communication Requirements

6.1 General

It shall always be remembered that safety critical communication is formal communication and shall not fall into a chatty conversational style. Personnel shall know how to use the communication equipment provided.

6.2 Cell Phones and other wireless (radio) train authorisation systems

6.2.1 The use of cellphones or any wireless (radio) train authorisation systems including open channel radio authorities, shall only be considered, on condition that such systems are safe, taking into account the following:

- (i) The use of cell phone shall not be used as the primary means of VSCC and shall be restricted to be a secondary form of communication.
- (ii) The cell phones shall be used when the primary mode of mission critical communication has failed.
- (iii) The use of conventional cell phones for safety critical communication introduces significant operational risks and shall be avoided or prohibited. Embedded cell phone technology on the other hand may be used where applicable (e.g. train control systems)

6.2.2 Risks associated with use of permitted cellphones shall be considered adequately and mitigated, taking into account the disadvantages of full duplex (FD) audio transmission (e.g. cell phones) as compared to half duplex (HD) audio transmission (e.g. two-way radios / walkie-talkies), namely;

- (i) Concurrent transmission in a single time/frequency channel in the case of FD;
- (ii) Use of different time slots and/or frequency subbands in the case of HD;
- (iii) Cancellation of possible Self Interference (SI) in the case of FD;
- (iv) Minimisation and risk mitigation of End-to-End (E-to-E) delays, especially in the case of HD;
- (v) Minimisation and risk mitigation of Link Reliability (LR) in both cases.

- 6.2.3 the risk factors listed in 6.2.2 above, amongst others, may have a negative impact on effective and seamless VSCC and therefore, VSCC rules shall also apply in the use of cellphones (where such use is permitted).

6.3 Communication skills

- 6.3.1 Communication skills refers to the underpinning competencies necessary for good communications. These include but not limited to:

- a. Listening and questioning
- b. Working with people
- c. Assertiveness
- d. Challenging
- e. Considering others' needs

7. Communication barriers

- 7.1.1 Operators shall ensure that barriers to effective VSCC in the workplace are eliminated and where elimination is not practical or possible, the barriers should be reduced to ALARP.
- 7.1.2 Where the barriers are reduced to ALARP, the resultant risks should be identified and adequately mitigated.
- 7.1.3 There are various barriers to effective VSCCs. Barriers arise from three main sources: environmental conditions; the nature and quality of the equipment you are using; and the way in which you speak.

7.2 Environmental barriers

- 7.2.1 For communication, noise is the key environmental barrier, including the following:
- a. Noise from the weather or outdoor environment
 - b. Background noise either from the interior or exterior
- 7.2.2 Noise not only makes it harder to hear what is being said, it can also lead to:
- a. Rushed speech
 - b. Shouted messages

- c. Simply giving up on communicating altogether

7.2.3 Personnel shall If possible, find a dry, quiet location from which to communicate and always make sure they are in a position of safety to follow the communications structure and protocols

7.3 Equipment barriers

7.3.1 Analog and digital communication equipment have a potential to cause barriers due to the gaps in the overall coverage. This can be due to design , theft or vandalism. Both technologies are susceptible to the following:

- a. Transmission noise
- b. Interference
- c. Drop-out
- d. Theft and vandalism leading to high outage time.
- e. Obsolescence leading to a shortage of spare equipment

7.3.2 Digital Migration might lead to operators utilising different communication systems while sharing the same network which would impact safe interoperability at interfaces.





7.3.3 Operators sharing the same network shall ensure interoperability between the various communication networks which they use. This will mitigate any barriers that might arise from incompatible communications systems being used by different operators sharing the same network.

7.4 Linguistic barriers

7.4.1 'Linguistic' refers to the way we speak and the language that we use. To communicate clearly, personnel undertaking safety related and safety critical work shall avoid using:

- (i) Vague language
- (ii) Jargon

ANNEXURE A: VSCC Four-Part Structure

	Opening	<p>The opening of a safety critical message should contain the following two pieces of information:</p> <p>This is who I am This is where I am</p> <p>Who I am</p> <ul style="list-style-type: none"> • State your role • It may also be necessary to state your name • This is to ensure the person who you are talking to knows exactly who you are <p>Where I am</p> <ul style="list-style-type: none"> • This should be a simple description of where you are • Identify your exact location that is recognisable to both parties, for example access points, level crossing, station, or platform. • If discussing overhead line equipment, you will need to give the structure number found on the stanchion.
	Information	<p>Information should always come before any actions are given. This:</p> <ul style="list-style-type: none"> • provides context • ensures the actions are fresh in everyone's mind • allows the actions to be agreed and then repeated back. <p>The information we provide must be concise and relevant. Where long messages or instructions are being given, it is better to break them down into manageable chunks.</p>
	Actions	<p>Actions are an essential part of the communication contract. Note:</p> <ul style="list-style-type: none"> • They can be passed in both directions. • They should be definitive, for example. "You must..." Definitive language in unambiguous and helps event misunderstanding. • The instruction 'Do nothing until...' is a valid action. People are often tempted to 'jump in' before it is safe to do so. This instruction makes it clear that an action should not take place until a certain condition is met, for example: remain at a stand until a Signaller instructs you to move.
	Confirmation	<p>To confirm that all parties have the same understanding of the communication, the person with Lead Responsibility must ask for a 'repeat back'.</p> <p>This is a crucial step in making sure the arrangements have been fully understood by both parties. It provides the opportunity to identify any misinformation, misunderstandings, or omissions.</p> <p>The process of repeating back a message (saying it out loud and in our own words) also helps us to process the information more deeply. And makes it more likely that we will remember what has been said when the communication has ended.</p> <p>A repeat back means:</p> <ul style="list-style-type: none"> • Repeating back the message we have been given and our understanding of what is required of us, so that any misunderstandings can be corrected. • Asking for a 'repeat back' at the end of a safety critical message if we are the person with Lead Responsibility, and if the other party has not already repeated their understanding of the message back to us.