



Government Gazette

REPUBLIC OF SOUTH AFRICA

Vol. 481 Pretoria 22 July 2005 No. 27820



AIDS HELPLINE: 0800-0123-22 Prevention is the cure

GENERAL NOTICE

NOTICE 1203 OF 2005

The draft Explosives Regulations in terms of the Explosives Act, 2003 (**Act No. 15** of 2003) is hereby published for general information and comment from interested parties. Comment must reach the Department before 24 September 2005 at the following address:

For Attention : Dir K Strydom
Legal Services : Crime Operations
Private Bag X302
PRETORIA
0001

Telephone number : 012 - 393 2637
Fax number : 012 - 393 1822
E-mail : strydomk@saps.org.za

DEPARTMENT OF SAFETY AND SECURITY**Explosives Act, 2003 (Act No. 15 of 2003)****Draft Regulations**

The Minister for Safety and Security has, under section 33 of the Explosives Act, 2003 (Act No. 15 of 2003), read with the provisions of section 14 of the Interpretation Act, 1957 (Act No. 33 of 1957), made the Regulations in the Schedule.

SCHEDULE**REGULATIONS**

1. Definitions

**CHAPTER 1
Introductory provisions**

2. Authorisation and classification of explosives

**Registration of users, manufacturers, importers, exporters,
dealers, transporters and brokers**

3. Registration of persons
4. Additional information for legal persons
5. Change of information
6. Granting, expiry, cancellation, issuing and suspension of licences and permits
7. Record keeping and statistics

Destruction, disposal and decontamination

8. Powers of inspectors to gain entrance
9. Destruction methods
10. Decontamination

Penalties

11. Penalties

**CHAPTER 2
Manufacturing of explosives**

12. Manufacturing at a blasting site
13. Application for permission to manufacture
14. Use of licensed equipment

15. Preparation for immediate use

CHAPTER 3
Smokeless powder and black powder

Acquisition, transport, storage and use of smokeless powder

16. Dealers in smokeless powder
17. Users of smokeless powder

Acquisition, transport, storage and use of black powder

18. Dealers in black powder
19. Users of black powder

CHAPTER 4
Packing, marking and labelling of explosives

20. Packing of explosives
21. Marking of packages

CHAPTER 5
Import and export of explosives

22. General
23. Application for import permit
24. Application for export permit
25. Import and export control

CHAPTER 6
Harbour and airport regulations

26. Harbour regulations
27. Airport regulations

CHAPTER 7
Transport of explosives

28. General transport
29. Application for transport permits
30. Responsibilities of consignors, drivers and owners
31. Railway transport
32. Transport by road

CHAPTER 8
Licensing and construction of explosives magazines

- 33. Application for permission to construct explosives magazine
- 34. Storage Compatibility Groups
- 35. General

CHAPTER 9
Storage of explosives

- 36. Appointment of magazine masters
- 37. Responsibilities of the licensee of an explosives magazine.
- 38. Mandatory documents, tools and equipment
- 39. Stock control
- 40. General safety and security
- 41. Termination, contamination and abandonment
- 42. Shaft head deliveries

CHAPTER 10
Storage and sale of explosives by licensed dealers

- 43. Application for a licence to sell or deal and record keeping.
- 44. Storage of explosives
- 45. Supply of explosives

CHAPTER 11
Use of blasting explosives

- 46. Registration of learner blasters
- 47. Registration of blasters
- 48. Issuing of blasting permits
- 49. Specialised blasting
- 50. Responsibilities of the chief executive of a blasting business
- 51. Blasting managers
- 52. Foreman blasters
- 53. Blasting advisers
- 54. Blasting records and contingency plans.
- 55. Handling and storage of explosives at blasting sites before charging
- 56. Drilling and charging of holes
- 57. Use of electric or electronic initiation
- 58. Precautions before firing charges
- 59. Responsibilities of blasters after firing charges
- 60. Handling of misfires
- 61. General safety and security at blasting sites

CHAPTER 12

Accidents and incidents

64. Accidents and incidents

CHAPTER 13

Trespass

65. Definition
66. Prohibition of entrance to certain premises without authorisation.
67. Access control at explosives manufacturing workplace.

CHAPTER 14

Appeal board

68. Appeal board

CHAPTER 15

Explosives testing, authorisation, classification and quality assurance

69. Competent authority
70. Registration of testing facilities
71. Applications to authorise an explosive
72. Testing of explosives
73. Authorisation of explosives
74. Expiry of explosives
75. Compliance and quality control
76. Authorised explosives database

CHAPTER 16

Fireworks

77. Definitions
78. Prohibited firework compositions
79. Prohibited consumer fireworks
80. Prohibition of use of fireworks in conjunction with other dangerous goods
81. Fireworks approved for indoor use
82. Approved consumer fireworks
83. Transport of consumer fireworks
84. Use of consumer fireworks
85. Authorisation, marking and packaging of consumer fireworks
86. Dealers
87. Exceptions
88. Certification and training of pyrotechnicians
89. Responsibilities of sponsors or promoters for firework display, theatrical or stage effect performance or special effects productions
90. Firework display permit applications
91. Theatrical or stage effects permit applications
92. Special effect permit applications
93. Issuing of permits to pyrotechnicians

- 94. Aquisition of fireworks, pyrotechnics or explosives
- 95. General responsibilities of pyrotechnicians in charge

CHAPTER 17

Model rockets

- 96. Model rockets

CHAPTER 18

Ammonium nitrate

- 97. Definition
- 98. Packaging and marking
- 99. Ammonium nitrate to be supplied to authorised persons only
- 100. Transport by rail
- 101. Transport by road
- 102. Storage of ammonium nitrate
- 103. Application to erect storage facilities
- 104. Maintenance of storage facilities

CHAPTER 19

Tertiary educational institutions and registered laboratories

- 105. Tertiary educational institutions
- 106. Registered laboratories
- 107. Inspection of tertiary educational institutions and registered laboratories

CHAPTER 20

Miscellaneous regulations

- 108. Monomethylaminenitrate (MMAN)
- 109. Power device, blank and industrial cartridge dealers
- 110. Power device, blank and industrial cartridge users
- 111. Railway track signals at depots
- 112. Railway track signals at workplaces
- 113. Transport of railway track signals
- 114. Distress signal dealers
- 115. Distress signal use
- 116. Inert or replica explosives

ANNEXURES

Annexure "A"	Classification of explosives
Annexure " B	Methods for the destruction of blasting explosives
Annexure "C"	Application for registration to acquire, transport, store and use black powder for private use
Annexure "D"	Application for blasting and transport permits (SAPS 408)
Annexure "E1"	Specifications for the construction and licensing of vehicles for road transportation of explosives (SAPS 392)
Annexure "E2"	Application for approval to convert a vehicle for the transportation of explosives by road (SAPS 409).
Annexure "E3"	Application for a vehicle licence to transport explosives by road (SAPS 398).
Annexure "F"	Limited quantities of explosives exempted from explosives vehicle licensing requirements for road transport.
Annexure " G	Explosives magazine safety distances.
Annexure "H"	Specifications for the fencing of magazines.
Annexure "I"	Pro forma September certificate for explosives magazines.
Annexure "J"	Application for authorisation of an explosive.
Annexure "K"	Library of tests, standards and codes of practice.
Annexure "L"	Example: Explosives authorisation certificate.
Annexure "M"	List of authorised explosives.
Annexure "N"	Application for licence to deal in consumer fireworks.
Annexure "O"	Certification of pyrotechnicians.
Annexure " P	Application for licence to deal in pyrotechnic distress signals

DRAFT EXPLOSIVES REGULATIONS

Definitions

1. In these Regulations any word or expression to which a meaning has been assigned in the Act, will have the meaning so assigned and, unless the context otherwise indicates -

“ammonium nitrate emulsions and gels, intermediate for blasting explosives” means a mixture of ammonium nitrate with one or more other oxidisers and one or more fuels, with or without the addition of any other substance which is intended for use in the manufacture of explosives or for on-site manufacturing;

“black powder” means a substance consisting of an intimate mixture of charcoal or other carbon and either potassium nitrate or sodium nitrate, with or without sulphur, and **“gunpowder”** has a similar meaning;

“blaster” means a suitable person who is in possession of a valid permit referred to in section 15(1)(a) of the Act;

“blasting” means the firing of blasting explosives for such purposes as breaking rock or other material, moving material, or other similar activity approved by the Chief Inspector, and **“blast”** has a similar meaning.

“blasting adviser” means a person who through extended study, training and experience is specialised in one or more fields of blasting techniques;

“blasting business” means any person, company, partnership or any other form of organisation that, for the furtherance of his, her or its trade, requires the use of explosives and that employs qualified persons in pursuance thereof;

“blasting cartridge” means explosives in Classes 1.1D and 1.5D when encapsulated in any casing or contrivance or otherwise adapted or prepared so as to form a cartridge for use in blasting activities.

“blasting explosives” means any explosives used for the purpose of blasting;

“blasting manager” means a full-time employee of a blasting business who is responsible for the management and control of one or more blasting sites operated by the blasting business;

“blasting method” means all the processes involved in preparing for the carrying out of a successful blast;

“blasting site” means the area where explosives are handled during loading, including the perimeter of blast holes and 20 metres in all directions from loaded holes and contiguous holes that are to be loaded;

“**booster**” means articles consisting of a charge of explosives in Classes 1.1D or 1.2D with or without means of initiation, used to increase the initiating powers of detonators or detonating cord;

“**breaker**” means any implement used for breaking or loosening rock, shale, earth, ground or any material which it was found necessary to blast;

“**CAA**” means the South African Civil Aviation Authority established in terms of section 2 of the South African Civil Aviation Authority Act, 1998 (Act No. 40 of 1998);

“**Class**” means combined Class, Division and Compatibility Group as set out in Annexure “A”;

“**continuous transport permit**” means a transport permit issued by the Chief Inspector, where explosives are being transported on the same route on a regular basis from the supplier to explosives magazines, or from explosives magazines to the blasting site;

“**detonating cord**” means article consisting of a core of detonating explosive enclosed in spun fabric with plastic or other covering, unless the spun fabric is sift-proof;

“**detonator**” means a small metal or plastic tube which contains an explosive in Class 1.1A or a mixture of such explosives with or without the addition of an explosive in Class 1.1D, designed to start a detonating train and may be constructed to detonate instantaneously or may contain a delay element, including detonators for ammunition, detonators for blasting (electric or non-electric) and detonating relays, but excluding “**primers cap type**”;

“**distress signal**” means a pyrotechnic device intended for signalling, warning, rescue or similar purposes, and includes marine flares and signals, landing flares, highway fuses, line-carrying rockets and smoke generators;

“**explosives vehicle**” means a vehicle licensed in terms of regulation 32(1);

“**Firearms Control Act, 2000**” means the Firearms Control Act, 2000, (Act No. 60 of 2000);

“**foreman blaster**” means a blaster appointed in writing by the blasting manager to supervise all blasters at any site where more than one blaster is employed;

“**gunpowder**” means “**black powder**”;

“**ICAO**” means the International Civil Aviation Organisation established in terms of the Convention on International Civil Aviation, signed at Chicago on 7 December 1944;

“**ICAO Instructions**” means the Technical Instructions for the Safe Transport of Dangerous Goods by Air as adopted and published by the Council of ICAO which

are based on the requirements of Annexure 18 to the Convention on International Civil Aviation (Chicago, 1944);

"IMDG Code" means the International Maritime Dangerous Goods Code as published by the IMO;

"IMO" means the International Maritime Organisation established at a United Nations Convention in Geneva on 17 March 1948;

"inner packaging" means a substantial case, bag, canister or other receptacle, made and closed so as to prevent spillage of any explosives and that requires an outer package for transport and storage purposes;

"intermediate bulk container (IBC)" means a purpose-made self-supporting container, with or without structural equipment, of nominal capacity in the range 250 to 3 000 litres, and provided with handling equipment to facilitate mechanical handling;

"learner blaster" means a suitable person appointed in writing as such by a blasting manager to be trained to become a blaster or to be an assistant to a blaster and whose appointment is registered with the Chief Inspector before he or she commences his or her training;

"magazine master" means a person appointed as such in terms of regulation 36(1);

"master" of a ship means any person, excluding a harbour pilot, having command of a boat or ship;

"misfire" means a drill hole or part thereof in which the blasting explosives, or any portion thereof, charged into the hole has failed to explode or of which the contents are unknown, or explosives that fails to detonate as planned;

"mixed train" means a train carrying passengers and goods;

"outer packaging" means a box, bag, barrel, case or cylinder of wood, metal, fibreboard, or other solid or combination packaging together with any absorbent material, cushioning and any other component necessary to contain and protect inner receptacles or inner packages of such strength, construction and character that it will not be broken or accidentally opened, nor become defective or insecure while being conveyed or stored and will not allow any spillage of explosives;

"percussion caps" means **"primers, cap type"**

"pilot" means a commanding officer of an aircraft;

"port captain" means a person appointed to control a harbour;

"primers, cap type" means articles that consist of metal or plastic caps

containing a small amount of primary explosives or a mixture of primary explosives that is readily ignited by impact and that serve as igniting elements in small cartridges, and in percussion primers for propelling charges, and include **"percussion caps"** for use in muzzle loader firearms;

"primercartridge" means a blasting cartridge into which a detonator for blasting, electric or non-electric, with or without a booster, is inserted;

"private use" means the use of explosives by a person for casual purposes not connected with any trade or business;

"publicbuilding" includes a church, university, college, school, hospital, public institution, town hall, court of justice, covered market, supermarket, shopping mall, shop, theatre, concert or recreation hall, office building, workshop, sports ground, stand, museum and any erection of a like nature where people usually assemble, and also a hotel, motel, house and any other dwelling used as a residence;

"public place" includes any street, road, square, thoroughfare, sanitary lane, park, beach, recreation or sports grounds or any open space to which the public has access, or which is used by the public or is open for the use by the public or any section of the public;

"pyrotechnics" means explosive substances or articles specifically manufactured for creating visual or sound effects, or both such visual and sound effects, and include fireworks, emergency and military signalling devices;

"railway track signal" means a small metallic device containing a limited quantity of explosives, designed to be placed on the running surface of a rail such that any rail-mounted vehicle passing over it would cause it to explode, and in so doing alert the driver to a hazard on the line ahead, and is also commonly known as "railway fog signal" or "railway detonator";

"registered" means making a written and formal record of explosives users, manufacturers, importers, exporters, dealers, transporters and brokers, or employees of such users, manufacturers, importers, exporters, dealers, transporters and brokers in a list kept by the Chief Inspector and registration has a similar meaning;

"registered blaster" means any person who has been registered as such by the Chief Inspector;

"rock breaking cartridges (RBC)" means sealed tubular containers filled with deflagrating explosives or chemical mixtures, which upon ignition creates gas to break or split rock, if properly confined;

"SABS" means the South African Bureau of Standards established in terms of section 2 of the Standards Act, 1993 (Act No. 29 of 1993);

"SANAS" means the South African National Accreditation System, inaugurated

on 17 January 1996 as the National Accreditation Body in South Africa:

"SANS" means the South African National Standards, a division of SABS;

"SANS 9001" means the South African National Standard Code of Practice: Quality management systems - Requirements, published by SANS;

"SANS 10313" means the South African National Standard Code of Practice: The protection of structures against lightning, published by SANS;

"SANS 10228" means the South African National Standard Code of Practice: The identification and classification of dangerous substances and goods, published by SANS;

"SANS 10229" means the South African National Standard Code of Practice: The packaging of dangerous goods for road and rail transportation in South Africa, published by SANS;

"SANS 10232-1" means the South African National Standard Code of Practice: Transport of dangerous goods - Emergency information systems, Part 1: Emergency information system for road transport;

"SANS 10232-2" means the South African National Standard Code of Practice: Transportation of dangerous goods - Emergency information systems, Part 2: Emergency information system for rail transportation, published by SANS;

"SANS 10233" means the South African National Standard Code of Practice: Intermediate bulk containers for dangerous substances, published by SANS;

"SANS 10325-2" means the South African National Standard Code of Practice: The safe application of detonator systems for use in mining and civil blasting applications, Part 2: Electric detonator systems - Shot exploder based, published by SANS;

"SANS 17025" means the South African National Standard Code of Practice: General requirements for the competence of testing and calibration laboratories, published by SANS;

"SAMSA" means the South African Maritime Safety Authority established in terms of section 2(1) of the South African Maritime Safety Authority Act, 1998, (Act No. 5 of 1998);

"shot exploder" means a shot-firing device as specified in SANS 10325-2, used to release power to electrically or electronically initiate explosives and which is fitted with a removable operating handle or key or with a locking device to secure it against unauthorised use;

"siding" means a short railway track to and from which trains may be shunted;

"smokeless powder" means a substance generally based on nitrocellulose, used as a propellant and includes propellants with a single base consisting of only nitrocellulose, propellants with a double base consisting of a mixture of nitrocellulose, nitroglycerine and propellants with a triple base consisting of a mixture of nitrocellulose, nitroglycerine and nitroguanidine;

"socket" means any portion of a drill hole which remains after all the blasting explosives charged into the hole have exploded and which is proved by examination not to be a misfire;

"stemming" means inert material used as filling in blast holes;

"tamp" means the consolidation of stemming and blasting explosives in a blast hole and includes tamping;

"testing facility" means a facility registered with the Chief Inspector for the testing of explosives;

"UN Number" means an identification number of dangerous substances and goods contained in SANS 10228;

"UN Recommendations" means the Recommendations on the Transport of Dangerous Goods - Model Regulations, as prepared by the United Nations Economic and Social Council's Committee of Experts on the Transport of Dangerous Goods, published for and on behalf of the United Nations;

"UN Test Manual" means the Recommendations on the Transport of Dangerous Goods - Manual of Tests and Criteria, supplement to the UN Recommendations;

"wharf" includes a wharf, quay, dock or any premises in or upon which any goods when landed from ships, may be placed;

CHAPTER 1

INTRODUCTORY PROVISIONS

Authorisation and classification of explosives

2. (1) Explosives listed in the list of authorised explosives may be manufactured, acquired, supplied, imported, exported, transported, stored and used subject to the provisions of the Act and these Regulations.
- (2) The manufacture, storage or use of explosives other than those referred to in sub-regulation (1) is prohibited, except "
 - (a) in an explosives manufacturing workplace;
 - (b) in small quantities for research and test purposes in tertiary educational institutions or laboratories registered by the Chief Inspector, with the permission of and under conditions prescribed by the Chief Inspector.
- (3) For the purpose of classification, explosives are subdivided into Divisions and assigned to Compatibility Groups as per Annexure "A".

REGISTRATION OF USERS, MANUFACTURERS, IMPORTERS, EXPORTERS, DEALERS, TRANSPORTERS AND BROKERS

Registration of persons

3. (1) **No** person, who is not registered with the Chief Inspector may use, manufacture, import, export, possess, transport, store, acquire or supply explosives or act as a broker with regard to explosives.
- (2) Registration with the Chief Inspector must take place according to the guidelines provided by the Chief Inspector and must include -
 - (a) name of the person;
 - (b) full address including business, physical, postal and registered address;
 - (c) telephone, mobile phone and fax numbers; and
 - (d) e-mail address, if available.
- (3) The application for registration must be accompanied by a set of fingerprints of the person requesting registration, taken at any South African Police Service Community Service Centre on form SAPS 91 (a).
- (4) A certified copy of the identity document showing the photo and personal details of the applicant must accompany the application for registration.
- (5) Registration depends on the determination of suitability of the applicant.

Additional information for legal persons

4. If the applicant is a company, close corporation, partnership or trust, the application must be accompanied by -
 - (1) a set of fingerprints taken at any South African Police Service Community Service Centre on form SAPS 91 (a), of the person appointed by the company to be responsible for the control of the explosives or the management thereof and who will legally be responsible for any actions regarding the explosives;
 - (2) certified copies of the identity document showing the photo and personal details of the person mentioned in sub-regulation (1);

- (3) certified copies of the official registration certificates for the close corporation or company; and
- (4) letter of appointment on the company letterhead, appointing the person contemplated in sub-regulation (1).

Change of information

5. Any person, company, close corporation, partnership or trust registered with the Chief Inspector must, within 30 days inform the Chief Inspector of any change of information as it appears on the application for registration.

Granting, expiry, cancellation, issuing and suspension of licences and permits

6. (1) Any licence or permit may be granted or issued when all relevant requirements as prescribed in Chapters 1, 2, 3, 4, 5, 6, 7, 8, 9, 10, 11, 15, 16, 17, 18, 19 and 20 are complied with.
- (2) Licences and permits expire on a date indicated on the permit or licence.
- (3) Cancellation of a licence or permit takes place when -
- (a) the licensee or permit holder requests cancellation;
 - (b) the necessity of the licence or permit no longer exists; or
 - (c) so ordered by a court of law.
- (4) Suspension of a licence or permit takes place when circumstances necessitate the temporary suspension of the licence or permit to ensure compliance with the regulations by the licensee or to facilitate the investigation of minor transgressions of these Regulations.
- (5) When required, original licences or permits must be returned to the Chief Inspector within five working days after the licence or permit has been suspended, cancelled or has expired, as the case may be.

Record keeping and statistics

7. (1) All relevant records and documents required by the Chief Inspector in regulations 14(4)(a), 16(8), 16(13), 18(9), 31(29)(b), 39(3), 40(12)(b), 43(2), 50(2)(j), 54(3)(c), 86(4), 86(5), 86(7)(b), 99(3)(c), 110(5) and 111(4)(b), must be kept for at least three years after the last entry.
- (2) All statistics required by the Chief Inspector must be kept for at least five years.

DESTRUCTION, DISPOSAL AND DECONTAMINATION**Powers of inspectors to gain entrance**

- 8.** (1) An inspector may take such steps as he or she may deem necessary to gain entrance to any premises, vehicle or site:
- (a) Whenever
 - (i) a place where explosives have been manufactured under these Regulations;
 - (ii) a magazine or other place of storage;
 - (iii) a place of use; or
 - (iv) any vehicle used in manufacturing or transporting explosives has been abandoned; or
 - (b) Where there is a reasonable suspicion that explosives are kept in any of the above in contravention of the Act; or
 - (c) At any other place where there is a reasonable suspicion that explosives are kept in contravention of the Act; or
 - (d) Where the owner of explosives or the licensee fails to comply with the lawful instructions of an inspector regarding the disposal of explosives.
- (2) Where any such premises, vehicle or site may be contaminated with explosives, he or she must take steps to decontaminate, by destruction or otherwise, such premises, vehicle or site.
- (3) The owner of the explosives or the licensee of such premises, vehicles or site will be responsible for any expenses incurred by the State in the safe disposal of such explosives and the decontamination of the premises, vehicle or site, and for any damage suffered by a third party as a result of such destruction or decontamination.

Destruction methods

- 9.** (1) No person may destroy or attempt to destroy explosives by burying, hiding, or abandoning them, or by dissolving, submerging or dumping them in water.
- (2) (a) The manufacturer of explosives must prescribe the manner in which any explosive supplied by him or her, must be destroyed if no other means of disposal is suitable.

- (b) An importer of explosives must obtain information from the foreign manufacturer or supplier who supplied explosives to him or her, on the manner in which such explosives must be destroyed.
 - (c) The manufacturer or importer must on request supply such methods to any customer, blaster or any other person who has a legitimate interest therein, and who intends to destroy explosives supplied by such manufacturer or importer.
- (3) Destruction methods must be so designed that -
 - (a) They cause no danger to people or property; and
 - (b) They will cause as little damage to the environment as is commensurate with safety.
- (4)
 - (a) Explosives must only be destroyed when no other method of disposal is suitable.
 - (b) No persons other than a blaster or a person specially designated, in writing, by an inspector to do so, may destroy or attempt to destroy or be allowed to destroy or attempt to destroy any explosives.
- (5) Destruction must be carried out according to the methods laid down by the manufacturer or importer.
- (6)
 - (a) Where no such methods have been made available to the person who intends to carry out the destruction, or where he or she is not satisfied with the prescribed method, such person must notify an inspector and must not proceed with such destruction.
 - (b) The contents of pamphlet SAPS 3976, attached as Annexure "B", may be consulted for methods acceptable to the Chief Inspector.
- (7)
 - (a) Whenever explosives in **Compatibility** Groups A and B in excess of five kilogram net mass, and explosives in any other Compatibility Group exceeding twenty five kilograms net mass have to be destroyed, the destruction may not be proceeded with, without the written permission of an inspector.
 - (b) Explosives in different Compatibility Groups may not be destroyed at the same place at the same time, nor be kept together at the same place awaiting destruction.

Decontamination

- 10. (1) No person may transfer or permit another person to transfer any plant, vehicle, container, packaging, equipment or any part thereof to another person for the purpose of sale, carrying ~~out~~ repairs, recovery or recycling of any material, or any other form of disposal unless he or she ensures

that such item does not contain any explosives, or where any such item may have been contaminated with explosives, has been effectively decontaminated.

- (2) No person may transfer or permit the transfer, sale or otherwise dispose of any land which may be reasonably expected to have been contaminated with explosives, to another person, until all reasonable steps have been taken for the effective decontamination of such land.
- (3) The requirements of sub-regulations (1) and (2) do not apply to the legal supply and acquisition of explosives, nor to the transfer of explosives in pursuance of normal duties.
- (4) Notwithstanding the provisions of section 2(2) of the Act, sub-regulations (1), (2) and (3) also apply where any land, plant, vehicle, container, packaging, equipment or any part thereof is transferred to a person who is not exempted by any provisions of section 2(2).

Penalties

- 11. (1) A person who fails to follow the instructions of the Chief Inspector or inspectors, or who fails to furnish information or documents to the Chief Inspector or inspectors, when so required within the specified period, will, irrespective of any criminal proceedings instituted under the Act or administrative proceedings under these Regulations-
 - (a) be liable to a penalty not exceeding R 1 000 for every day during which the failure continues; or
 - (6) for a second or subsequent contravention or non-compliance, be liable to a penalty not exceeding R 10 000 for every day during which the failure continues.
- (2) A person who contravenes or fails to comply with a provision of these Regulations, is guilty of an offence and liable on conviction to a fine or imprisonment for a period not exceeding one year : Provided that if the conviction is the result of a contravention of, or failure to comply with a provision of regulations 9(1), 9(4)(b), 10(1) and (2), 13(1), 31(27)(c), 58, 61(3)(b), 61 (7) and 66, the person is liable to a fine or imprisonment for a period not exceeding five years.
- (3) Explosives seized, must be dealt with in terms of the Criminal Procedure Act, 1977 (Act No. 51 of 1977).

CHAPTER 2

MANUFACTURING OF EXPLOSIVES

Manufacturing at a blasting site

- 12.** The permission to manufacture explosives at a blasting site as contemplated in section 14(4)(b) of the Act is confined to explosives consisting of -
- (1) a mixture of ammonium nitrate, with or without other inorganic nitrates, with combustible substances which are not explosive substances, which is classified as UN Number 0082, Class 1.1D; or
 - (2) a mixture of ammonium nitrate, with or without other organic nitrates, partially or wholly dissolved in water and with the addition of any or all of the following:
 - (a) ammonium nitrate emulsions and gels, intermediate for blasting explosives, which is classified in terms of these Regulations as UN Number 3375;
 - (b) combustible substances which are not explosive substances;
 - (c) substances which control the density of the final mix, either by chemical reaction or mechanically, and the final mix is classified as UN Number 0241, Class 1.1D.

Application for permission to manufacture

- 13.**
- (1) The applicant must conduct a proper risk assessment to address all possible risks on any equipment he or she intends to use in the manufacture of the explosives as contemplated in regulation 12.
 - (2) The applicant must prepare a written report on such risk assessment, and a copy of such report must be submitted to the Chief Inspector.
 - (3) When applying for permission in terms of section 14(4)(b) of the Act, the applicant must declare or submit -
 - (a) the physical location and description of the site or sites where the mixing and use of the relevant explosives will take place;
 - (b) the source of the ammonium nitrate;
 - (c) the nature and composition of the explosive;
 - (d) the limiting percentages of each of the ingredients of the explosive;

- (e) the proprietary name and identification given to the ammonium nitrate emulsion and gels, intermediate for blasting explosives, as defined.
 - (f) a description of the equipment to be used as well as of any ancillary equipment which may be required to facilitate loading of the drill holes, together with three copies of a plan or plans of equipment, showing -
 - (i) the outlay;
 - (ii) the materials of construction;
 - (iii) the position and capacity of any of the bins or tanks provided for the storage of ingredients;
 - (iv) a process flow chart; and
 - (v) the manner in which the equipment will be powered.
 - (g) If the equipment is to be installed on a mechanically propelled vehicle, the information required by the Chief Inspector for the licensing of mechanically propelled vehicles as per Annexure "E" of these Regulations.
- (4) (a) Before an application contemplated in sub-regulation (3) is approved, the applicant must draft operating instructions, specifying in detail -
- (i) the procedures to be followed before starting the equipment;
 - (ii) the procedures for the operation of the equipment;
 - (iii) the procedures to be followed at the end of a loading cycle to ensure that all the explosives manufactured, are delivered in a blast hole before activities cease;
 - (iv) the procedures for cleaning of the equipment at the end of the shift and when the equipment is removed from the site;
 - (v) the procedures for decontaminating the equipment or parts thereof before repairs are carried out or parts replaced; and
 - (vi) procedures for the management of explosive waste.
- (b) The operating instructions must be dated and have a reference number before a copy thereof is submitted to the Chief Inspector for record purposes.

Use of licensed equipment

14. (1) When the Chief Inspector is satisfied with the information submitted, he or she must issue a licence for the relevant equipment and may add such conditions that he or she deems fit before or after an inspector has inspected such equipment.
-
- (2) (a) A licensee of the equipment must appoint, in writing, a person who is properly trained in the use of the relevant equipment, to be the operator in charge of that equipment during activities.
- (b) A licensee must issue a copy of the latest operating instructions of the relevant equipment to the operator thereof, who must acknowledge receipt thereof, in writing.
- (c) Where a mechanically propelled vehicle is used with equipment, such operating instructions, as well as a copy of the licence must be kept in the cab of the vehicle, where it must be available for perusal by an inspector.
- (3) Depending on the site where the licensed equipment is to be used, that equipment must be operated -
- (a) under the supervision of a blaster; or
- (b) in accordance with the provisions of section 9 of the Mine Health and Safety Act, 1996 (Act No. 29 of 1996).
- (4) (a) An operator of licensed equipment must keep a full record -
- (i) of the date of any transaction;
- (ii) the types and quantities of ingredients received;
- (iii) the quantity and type of explosives delivered;
- (iv) the on-site test results if any; and
- (v) any remarks regarding the operation of the licensed equipment.
- (b) A person in charge of blasting activities must acknowledge, in writing, receipt of the relevant explosives.
- (c) (i) The records contemplated in paragraph (a) must be kept by the licensee or a person acting on behalf of the licensee for a period of three years.

- (ii) A copy of the records contemplated in paragraph (a) must be kept in a place where it is easily available for perusal by an inspector.
- (5) In addition to operating the licensed equipment for use at a place under his or her control, the licensee may also agree to the use of such equipment on behalf of another party: Provided that -
 - (a) the operator in charge of such equipment must be an employee of the licensee; and
 - (b) a transport permit as specified in regulation 28(1) has been issued.
- (6) (a) The licensee may take samples of the products during loading activities for the purpose of -
 - (i) testing at the blasting site; or
 - (ii) testing and analysis at any testing facility or any other laboratory facility registered with the Chief Inspector.
- (6) For the purposes of testing and analysis, the licensee must apply for a transport permit, if the testing facility is not on the same premises as the blasting site.
- (7) (a) The ingredients in the manufacturing equipment must be stored in a manner to prevent accidental mixing of any of the ingredients through spillage, while filling the containers of the equipment or in any other manner.
- (b) During loading the containers of the manufacturing equipment, ammonium nitrate must be the last to be loaded.

Preparation for immediate use

15. (1) The Chief Inspector may give permission in terms of section 14(4)(b) of the Act to prepare explosives for immediate use and may attach conditions to the permission as he or she deems fit, and request information.
- (2) In the case of explosives used for blasting, the permission contemplated in section 14(4)(b) of the Act may apply to -
- (a) the repacking of such explosives at a premises licensed by the Chief Inspector, for dispatch to the workings of a mine;

- (b) preparing primer cartridges at or near a blasting site for immediate use;
 - (c) the testing for continuity of detonators, igniters and similar articles which depend on electrical discharge for their functioning, and which may be tested individually or in a circuit: Provided that the person carrying out these tests, takes all reasonable precautions to ensure that no accidental early initiation can occur or that any life or property is endangered by premature initiation.
 - (d) the preparation of charges for the demolition of a building or structure;
 - (e) the preparation of charges used in furnace blasting;
 - (f) any other specialised blasting operations.
- (3) In the case of the use of explosives and pyrotechnics by registered pyrotechnicians in terms of Chapter 16 and the use of model rocket motors in terms of Chapter 17, the permission contemplated in section 14(4)(b) of the Act may apply to -
- (a) the preparation, assembly and fusing of fireworks for fireworks displays at the place of intended use;
 - (b) the preparation, assembly and fusing of pyrotechnics or explosives for use in theatrical, television, film or other special effects, performances or productions, at the place of intended use; and
 - (c) the preparation, assembly and fusing of model, experimental or high power rockets at the place of intended use.

CHAPTER 3

SMOKELESS POWDER AND BLACK POWDER

ACQUISITION, TRANSPORT, STORAGE AND USE OF SMOKELESS POWDER

Dealers in smokeless powder

16. (1) These Regulations exclusively refer to smokeless powder, UN Numbers 0160 and 0161.
- (2) (a) Any person, who is licensed in terms of the Firearms Control Act, 2000, to deal in arms and ammunition, may apply to the Chief Inspector for a licence to deal in smokeless powder issued in terms of section 13 of the Act.

- (6) The application must include the information required by regulations 3, 4 and 43(1).
- (3) Smokeless powder obtained under these Regulations, must be packed in sealed containers approved by the Chief Inspector, of which the net mass may not exceed 500 grams.
- (4) A licensed dealer may, in terms of these Regulations keep on his or her premises smokeless powder in a quantity not exceeding 50 kilograms net mass: Provided that -
 - (a) the powder is stored in a strongroom or safe on the premises;
 - (6) inner approved sealed containers are not opened on the premises; and
 - (c) no person is allowed to smoke or produce a flame on the premises, and clear notices in English and another official language to this effect are posted on the premises in prominent positions.
- (5) The Chief Inspector may, if convinced by a fully motivated, written application by a dealer and after an inspection or investigation that he or she may deem fit, that the premises is suitable for the safe storage of a larger quantity of smokeless powder, in writing, authorise the applicant to keep such larger quantity of smokeless powder that the Chief Inspector may deem appropriate.
- (6) A licensed dealer may obtain from a supplier within the Republic not more than **100** kilograms of smokeless powder, and for the purpose of such acquisition, the licence issued in terms of section 13(1) of the Act will be deemed to be a transport permit issued in terms of these Regulations.
- (7) The number of the relevant licence must be quoted on the way-bill or invoice covering the transaction envisaged in sub-regulation (6).
- (8) The way-bill or invoice referred to in sub-regulation (7) must accompany the consignment from the supplier to the dealer and must be kept by the dealer for at least three years.
- (9) For transport by rail within the Republic, smokeless powder in a quantity not exceeding **100** kilograms, packed in accordance with these Regulations, is exempted from the requirements of regulations 31(1) to 31(5) and 31(7) to 31(30) of these Regulations.
- (10) A person to whom a firearm transporter's permit has been issued in terms of section 86 of the Firearms Control Act, 2000, may transport smokeless powder in a quantity not exceeding **100** kilograms that is packed in accordance with these Regulations when such powder is transported in a vehicle not licensed in terms of regulation 32(1).

- (11) A licensed dealer may use a vehicle not licensed in terms of regulation 32(1) to transport smokeless powder from a supplier or from a railhead directly to his or her premises: Provided that during such transportation -
- (a) the quantity of the smokeless powder does not exceed 100 kilograms;
 - (b) the driver and only one other person, who is not under the age of 16 years old, travel in or on the vehicle;
 - (c) the powder is transported in such a way so as to prevent unauthorised access thereto; and
 - (d) no smoking is allowed in or on the vehicle.
- (12) A licensed dealer must supply smokeless powder in its original sealed containers to -
- (a) persons contemplated in regulation 17(1), on production of one or more valid firearm licences, in a quantity not exceeding 2,5 kilograms.
 - (b) persons contemplated in regulation 17(3), on production of the permission intended in that regulation and in the quantities stipulated on that permission.
- (13) Any licensed dealer in smokeless powder, must keep on his or her premises a separate register in which particulars are entered of the date, quantity and type of all nitrocellulose propellants received by him or her, together with the name and address of the supplier.
- (14) The register must also reflect the full name and residential address of every person to whom nitrocellulose propellant is supplied, together with the date of the transaction, particulars of the quantity and type of propellant supplied, and the number of the firearm licence.
- (15) All entries in the register must be made immediately after any nitrocellulose propellants have been either received or supplied and the register must be available for inspection by an inspector.

Users of smokeless powder

17. (1) Any person who is in possession of one or more valid firearm licences issued in terms of the Firearms Control Act, 2000, may obtain, keep and use smokeless powder for the sole purpose of reloading cartridges for use in his or her licensed firearm.
- (2) A person contemplated in sub-regulation (1), may keep on his or her premises smokeless powder, provided that the net mass of smokeless

powder does not exceed 2,5 kilograms.

- (3) The Chief Inspector may authorise a dedicated hunter or dedicated sports person to obtain and keep on his or her premises smokeless powder with a net mass not exceeding ten kilograms, provided that such hunter or sports person provides the Chief Inspector with a written application and with certified copies of all his or her licences, permits or authorisations to possess firearms and proof that he or she is such a dedicated hunter or sports person.
- (4) If the premises referred to in sub-regulations (2) and (3) are shared by other licensed persons, dedicated hunters or dedicated sports persons as contemplated in these Regulations, each such person may keep the quantities prescribed, provided that no more than the quantities provided for may be kept in a single safe or sturdy cabinet or similar container.
- (5)
 - (a) The smokeless powder must be stored and locked away in a safe or sturdy cabinet or similar container on the premises; and
 - (b) no smoking or the production of a flame is allowed where the safe, sturdy cabinet or similar container containing the smokeless powder is kept.
- (6) Smokeless powder obtained in terms of sub-regulations (1) and (3), may be transported by a vehicle not licensed in terms of regulation 32(1), to a place of storage: Provided that -
 - (a) the powder is transported inside the vehicle;
 - (b) the vehicle proceeds directly from the supplier to the place of storage;
 - (c) the container may not under any circumstances be opened en route; and
 - (d) no smoking is allowed in or on the vehicle.
- (7) A person obtaining smokeless powder in terms of sub-regulations (1) and (3) must -
 - (a) produce his or her licences to possess a firearm, permission issued in terms of sub-regulation (3), if applicable, and his or her identity document;
 - (b) furnish his or her physical address and the address at which the powder will be kept to the dealer or a person acting on behalf of such dealer; and
 - (c) accept the powder acquired only if it is packed in accordance with regulation 16(3).

- (8) A person keeping smokeless powder in terms of these Regulations may reload cartridges for firearms: Provided that -
 - (a) the reloaded cartridges are for use in his or her licensed firearms only and may not be supplied to any other person; and
 - (b) all possible precautions are taken to prevent injury to persons.
- (9) (a) If a person is found to be unfit to possess a firearm in terms of the Firearms Control Act, 2000, or any other statute or common law, any smokeless powder in his or her possession will be forfeited to the State.
 - (b) He or she must declare such possession to an inspector, who must take possession of such smokeless powder, and dispose thereof.
- (10) Nitrocellulose propellants and primers must be stored in separate storage facilities.

ACQUISITION, TRANSPORT, STORAGE AND USE OF BLACK POWDER

Dealers in black powder

- 18. (1) A person who deals in firearms and ammunition must apply to the Chief Inspector for a licence to deal in black powder issued in terms of section 13 of the Act.
- (2) The application must in addition to the information required by regulations 3, 4 and 43(1) include the following -
 - (a) a certified copy of the licence to deal in firearms and ammunition; and
 - (b) a floor plan of the premises indicating the position of the safe or strongroom where the black powder will be kept.
- (3) A person to whom a licence to deal in black powder has been issued, may store not more than five kilograms black powder on his or her premises.
- (4) The Chief Inspector may, if convinced by a fully motivated, written application by a dealer and after an inspection or investigation that he or she may deem fit, that the premises is suitable for the safe storage of a larger quantity of black powder, in writing, authorise the applicant to keep such larger quantity of black powder that the Chief Inspector may deem

appropriate: Provided that this quantity may not exceed twenty kilograms.

- (5) Black powder obtained under these Regulations must be packed in sealed containers, approved by the Chief Inspector, of which the net mass may not exceed five hundred grams per container.
- (6) Black powder when transported by rail in the Republic, in a quantity not exceeding ten kilograms, packed in accordance with these Regulations, is exempted from the requirements of regulations **31 (1)** to **31 (5)** and **31 (7)** to **31 (30)**.
- (7) A licensed dealer may use a vehicle not licensed in terms of these Regulations, to transport black powder from the supplier or from a railhead directly to his or her premises: Provided that during such transport -
 - (a) the quantity does not exceed ten kilograms;
 - (b) the driver and only one other person who is not under the age of **16** years, travel in or on the vehicle;
 - (c) the black powder is transported in a way so as to prevent unauthorised access; and
 - (d) no smoking is allowed on or in the vehicle.
- (8) A licensed dealer may supply to a person on production of a permit in his or her name, the quantities of black powder and percussion caps stipulated on that permit.
- (9) In terms of section **21** of the Act, a licensed dealer must, in respect of each transaction, keep a record of the person's full name, identity number, residential address, permit number and quantity of black powder and percussion caps issued to the person who obtains black powder and percussion caps.

Users of black powder

- 19. (1) Any person who ~~is~~ is in possession of a firearm, antique firearm as defined in the Firearms Control Act, 2000, or a device such as a miniature cannon, and requires the use of black powder and percussion caps for the reloading of ammunition for the firearm, or the firing of the antique firearm or device, may obtain, keep and use black powder and percussion caps for the sole purpose of loading the firearm, ammunition or device.
- (2) (a) A person referred to in sub-regulation **(1)** must apply for permission from the Chief Inspector to acquire, transport, store and use black powder and percussion caps.

- (b) An application contemplated in paragraph (a) must be submitted in accordance with Annexure "C".
 - (c) The Chief Inspector may issue written permission for the acquisition, transport, storage and use of black powder and percussion caps, and may attach such conditions as the Chief Inspector may deem fit to ensure the safe acquisition, transport, storage and use of the black powder and percussion caps.
 - (d) Black powder not being used, must be stored in its original container, in a locked safe, strongroom, lockable steel cabinet or sturdy cupboard.
 - (e) The original written permission to acquire, transport, store and use black powder and percussion caps must be kept in the place of storage at all times for inspection purposes and a duplicate or a certified copy must accompany the registered user whenever black powder is acquired, transported, temporarily stored or used.
- (3) Black powder and percussion caps obtained in terms of these Regulations and cartridges reloaded with such black powder, are for private use only and not for supply to any other person.
 - (4) If a person is found to be unfit to possess a firearm, any black powder and percussion caps in his or her possession must be forfeited to the State.
 - (5) Black powder and percussion caps must be stored in separate storage facilities.

CHAPTER 4

PACKING, MARKING AND LABELLING OF EXPLOSIVES

Packing of explosives

- 20. (1) Explosives must be packed in accordance with the requirements of SANS 10229 read with SANS 10228.
- (2) (a) Authorised explosives imported into or exported from the Republic by sea must be packed in accordance with the requirements of the IMDG Code.
- (b) Authorised explosives imported into or exported from the Republic by air must be packed in accordance with the requirements of the ICAO Instructions.
- (c) Where the requirements contemplated in paragraphs (a) and (b)

differ from those of SANS 10229, packaging in accordance with the **IMDG** Code or ICAO Instructions is acceptable for transport and storage.

- (3) The Chief Inspector may determine the maximum net mass or number of items which may be packed in an inner as well as an outer package for different types of explosives.
- (4) (a) The licensee of an explosives manufacturing workplace must ensure that any explosives leaving the explosives manufacturing workplace are packed and marked in accordance with the requirements of these Regulations.
- (6) The importer or his or her representative of any explosives into the Republic, must ensure that any explosives imported by him or her are packed and marked in accordance with the requirements of these Regulations.
- (5) The interior of every package, whether an inner or outer package, must be clean and free of foreign material.
- (6) Once used, inner and outer packages must be destroyed.
- (7) (a) Inner packaging may not be opened for any dealing in the contents thereof: Provided that in the case of explosives used for blasting, inner packaging may be opened to supply small quantities of explosives for use on the same day;
- (6) Explosives so supplied, must be placed in specially constructed receptacles as specified in Annexure "EI" to these Regulations.
- (8) (a) Nothing in these Regulations must be construed to prohibit the use of an additional package, whether an inner or outer package, unless such additional package is of a character prohibited, in writing, by the Chief Inspector.
- (b) Packaged explosives of the same type, grade and size, may be palletised under such conditions as laid down by the Chief Inspector.

Marking of packages

- 21. (1) All explosives packaging must be marked in accordance with the requirements of SANS 10229, or in the case of imported or exported explosives, in accordance with the requirements of the ICAO Instructions if imported or exported by air, or the **IMDG** Code if imported or exported by sea.
- (2) In addition to the marking required in terms of sub-regulation (1), the outer

packaging of explosives used for blasting must bear the following additional information -

- (a) The date of manufacture and the date of issue from the factory, or such information indicating such dates as may be approved by the Chief Inspector;
 - (b) the name and address of the purchaser or consignee; and
 - (c) the recommended use-by date;
- (3) A prominent label containing the information required by sub-regulations (1) and (2) must be attached to a pallet in a readily visible place.

CHAPTER 5

IMPORT AND EXPORT OF EXPLOSIVES

General

22. (1) The explosives contemplated in section 17 of the Act must be of a **quality** acceptable to the Chief Inspector and must be packed and marked or labelled in accordance with these Regulations.
- (2) A company that intends to import, export or tranship authorised explosives to, from or via the Republic, must be registered with the Chief Inspector prior to applying for any permit.
- (3) A company not based in the Republic that intends to import or tranship explosives into or via the Republic must appoint a representative residing in the Republic.
- (4) The representative contemplated in sub-regulation (3) is responsible for the following -
- (a) applying for permits;
 - (b) compliance with the requirements of the Act and these Regulations; and
 - (c) the safe and secure transport of consignments of explosives.
- (5) A permit to import, export or tranship explosives granted in terms of section 17, of the Act must be regarded as approval from the Chief Inspector for -
- (a) acquisition by import;

- (6) supply by export; and
- (c) the transport by rail or road of such explosives within the borders of the Republic.
- (6) Applications to import, export or tranship explosives must be made to the Chief Inspector and, in each instance, the explosives in respect of which the application is made, may not be dispatched or shipped from the supplier until such permission is obtained from the Chief Inspector.

Application for import permit

- 23.** (1) An application for a permit contemplated in regulation 22(5) must contain the following -
- (a) The full name and the physical address of the applicant;
 - (b) the name, exact description and quantity of the explosives to be imported;
 - (c) the UN Number and Class of the explosives;
 - (d) the name of the country from which the explosives are to be imported;
 - (e) the name and the address of the manufacturer of the explosives;
 - (f) the physical address of the explosives magazine or store in which the explosives are to be stored on arrival;
 - (g) the purpose for which the explosives are to be used in the Republic; and
 - (h) a declaration by the importer, his or her representative or broker, that the supplier has been advised of the Republic's requirements for the classification, packaging and marking of the explosives to be imported.
- (2) The information that is required in sub-regulation (1) must be submitted in the form of ~~two~~ copies of a pro forma indent, indent, or a similar document.
- (3) Not less than five working days before the expected arrival of the explosives in the Republic, the importer or his or her representative or broker must apply for an import permit and must advise the Chief Inspector of -
- (a) the date of the expected arrival of the explosives;

- (6) the harbour, airport or border post or place of entry;
 - (c) the number of packages in the consignment;
 - (d) the gross mass of each consignment.
- (4) The Chief Inspector must also be informed of -
- (a) the name of the ship transporting the explosives, and the voyage number of the ship; or
 - (b) the name of the licensee and registration number of the vehicle; or
 - (c) the name and address of the carrier so that an import permit can be issued.
- (5) (a) A permit to import explosives will be issued on receipt of -
- (i) two identical copies of an invoice containing the information as required by sub-regulations (1) and (3);
 - (ii) a concept bill of lading; and
 - (iii) a declaration of dangerous goods providing the required information.
- (6) Copies of the invoices contemplated in paragraph (a) must be obtained from the country of origin and sent to the Chief Inspector.
- (c) The original documents with regard to the import of explosives must be delivered to the Chief Inspector as soon as they become available.
- (d) The original issued import permit must accompany the consignment from the port of entry to its final destination.

Application for export permit

24. (1) The following information must be supplied in an application for a permit to export authorised explosives -
- (a) The full name and the physical address of the applicant;
 - (b) the name, exact description and the quantity of the explosives to be exported and the place, or harbour of export;
 - (c) the UN Number(s) and classification of the explosives;
 - (d) the name and the address of the person to whom the explosives are to be exported;

- (e) the final destination of the explosives;
 - (f) if by sea, the name of the ship and the voyage number of the ship;
 - (g) if by road, the name of the licensee and registration number of the vehicle;
 - (h) if by rail or air the name and address of the carrier;
 - (i) a copy of the relevant declaration of dangerous goods;
 - (j) an undertaking that an import permit **will** be available at the final destination; and
 - (k) end-user certificate as required by the Chief Inspector.
- (2) (a) The original issued export permit must accompany the consignment from the consignor to the consignee.
- (b) Exporters who regularly export explosives may be issued with continuous export permits, valid for a period determined by the Chief Inspector, of which the permit number must be reflected on original way-bills or other supporting documents accompanying consignments.
- (c) Written notification of the intention to use such a continuous export permit must be given by an exporter to the Chief Inspector at least five working days prior to dispatch, indicating the relevant permit number and particulars as required in sub-regulation (1).

Import and export control

- 25.** (1) An inspector may examine explosives for importation at the supplier, prior to their importation into the Republic.
- (2) The inspector may remove samples for the purpose of conducting analyses or tests in order to determine the quality of the explosives.
- (3) An inspector may open and inspect any consignment of explosives, in the Republic, whether it is in a container or not, that is either destined for the Republic or not, at a place and a time determined by the inspector.
- (4) An inspector or member of the South African Police Service who reasonably suspects that a **consignment** of explosives does not comply with these Regulations, must prohibit that consignment from being unloaded.
- (5) On receipt of an imported consignment of explosives at the destined explosives magazine or store, the importer or his or her representative

must immediately notify the inspector whose name appears on the import permit.

- (6) Advice regarding the dispatch of authorised explosives for export must immediately be sent to the inspector whose name appears on the export permit.

CHAPTER 6 HARBOUR AND AIRPORT REGULATIONS

Harbour regulations

26. (1) A ship with explosives on board may not enter any harbour in the Republic except when those explosives are packed, marked and transported in accordance with the IMDG Code.
- (2) A ship with explosives on board, on its way to a harbour outside the Republic, may not enter any harbour in the Republic, unless written permission is obtained from the port captain of each harbour of entry and the Chief Inspector is notified not later than **14** days prior to the arrival of that ship at the first harbour in the Republic.
- (3) (a) The representative, appointed in terms of regulations 4 or 22(3), must arrange for copies of the manifest containing the particulars of the explosives to be sent from the country of origin.
- (b) Two copies of the ship's manifest must be sent to the Chief Inspector.
- (c) The copies contemplated in paragraph (b) must reach the Chief Inspector at least **14** days before the expected arrival of the ship at the first harbour in the Republic.
- (d) A copy must also be sent to the port captain and a copy to the harbour goods superintendent of each harbour of call, of the ship in the Republic.
- (4) The master of every ship, having explosives on board, other than its own supplies of signalling and lifesaving equipment, must immediately upon the ship's arrival at a harbour, give notice to the port captain of the nature, quantity and destination of the explosives.
- (5) The master of every ship having explosives on board must -
- (a) anchor or berth the ship only in a position assigned to the ship by the port captain;

- (b) within the limits of the harbour, by day, keep a red flag visibly exhibited at the fore of the ship; and
 - (c) keep a red light on board, in addition to the lights ordinarily required by night, showing a clear uniform unbroken light all around the horizon, visible on a clear night at a distance of one kilometre from the ship.
- (6)
 - (a) Ships with explosives on board must, when berthed at the wharf, have a fire prevention officer in constant attendance, to the satisfaction of the port captain.
 - (b) The cost of the fire prevention officer must be borne by the shipowner or his or her representative.
- (7) No explosives may be unloaded or loaded from a ship except -
 - (a) under the direction and supervision of the port captain or a person authorised by him or her;
 - (b) on production by the representative of the permit contemplated in section 17(a) of the Act;
 - (c) at allocated berths as determined by the port captain and in accordance with the specified method of operation as determined by him or her; and
 - (d) on production of the transport permit authorising the transfer of the explosives, issued in terms of regulation 28(1), if the explosives are shipped from one harbour of the Republic to another.
- (8) Ships with explosives on board may, at the discretion of the port captain, be brought alongside a quay specified by him or her for discharge: Provided that -
 - (a) the discharging is carried out as expeditiously as possible and due regard is given to safety;
 - (b) a hold containing explosives is opened only when unloading from that hold is about to begin;
 - (c) the ship keeps its main engines ready to move the ship from the quay at any time;
 - (d) a fire prevention officer with a stand pipe and connected hose, and chemical extinguishers ready for immediate use, stands by the entire time; and
 - (e) a gangway is provided at or near the hold involved, for the sole use of the fire prevention officer and those persons directly concerned

with the discharging of the explosives.

- (9) (a) No explosives may be shipped from, unloaded at, brought to, or deposited upon any quay or place except at the place that the port captain, or a person authorised by him or her, may direct from time to time.
- (6) (i) The quay or place where explosives are unloaded from a ship must be barricaded to the satisfaction of the port captain, or a person authorised by him or her.
- (ii) The quantity of explosives to be conveyed to and allowed on the quay or place, must be regulated by the port captain or a person authorised by him or her.
- (iii) No other goods or articles may be handled within a barricaded area on the quay at the same time as explosives.
- (iv) No persons other than those actually engaged in or supervising the work of loading or unloading explosives may be allowed within the barricades.
- (v) A ship may not undertake any actions to load bunkers.
- (10) During the time that a ship is loaded with, or unloaded of explosives, no other ship may approach within 30 metres of the side of the first-mentioned ship.
- (11) During the loading or unloading of explosives there must be no uncovered lights or fires -
- (a) on board the ship;
- (b) at the hatches;
- (c) in the hold in which explosives are stowed; and
- (d) within the barricades contemplated in sub-regulation (9)(b):
Provided that this regulation will not be applicable to engine-room fires when they have been banked.
- (12) Explosives may not be loaded or unloaded between sunset and sunrise, except with the written permission of, and subject to any conditions which may be imposed, by the port captain.
- (13) No person may smoke, carry matches, or any means of producing ignition, wear boots or shoes with steel or iron heels, tips or exposed nails of any kind -
- (a) within 30 metres of the hold of a ship on or from which explosives are being loaded or unloaded;

- (6) within the barricades contemplated to in sub-regulation (9)(b); or
 - (c) while engaged in handling explosives.
- (14) All persons on board a ship, or within 30 metres of a ship, or within the barricades contemplated in sub-regulation (9)(b), must during the loading and unloading of explosives, abstain from any act whatsoever which might cause a fire, ignition or explosion.
- (15)
 - (a) All ship's and stevedoring equipment of a ship carrying explosives must be of suitable construction for the safe handling of explosives.
 - (6) Explosives cargo must be carefully lifted, put down or stowed and must not be dropped when handled.
- (16) In the event of any packages of explosives being found to be leaking or damaged, either before or after being unloaded, that fact must immediately be reported to the port captain, the inspector for the specific area and SAMSA; and those packages may not be handled, unloaded or destroyed without the permission of an inspector.
- (17) Any expense incurred in the supervision, provision of guards, or any other facility in connection with the handling, loading and unloading or destruction of explosives, must be borne by the owners of the ship or importers of the explosives or their representatives.
- (18) Ships having no explosives cargo other than -
 - (a) any explosives classified as 1.4S;
 - (6) any other explosives not exceeding 25 kilograms net mass stored in an explosives magazine to the satisfaction of the port captain and SAMSA; and
 - (c) explosives such as the Chief Inspector may advise the port captain, are exempted from sub-regulations (2), (5), (6), (8), (9), (10) and (19).
- (19) Ships with explosives on board, stored in explosives magazines and containers well forward or aft, to the satisfaction of the port captain and SAMSA and requiring bunkering for fuel-oil, ship's stores, provisions, or water, may, at the discretion of the port captain, or a person appointed by him or her, be brought alongside a quay specified by him or her: Provided that -
 - (a) the fuel-oil, ship's stores, provisions or water, as the case may be, is taken on board as expeditiously as possible;
 - (6) the holds containing explosives are not opened, worked in or entered except for inspection and the taking of temperatures and

then only under the supervision of the port captain or a person authorised by him or her;

- (c) the ship keeps its main engines ready to move the ship from the wharf at any time, should it, in the opinion of the master or the port captain, be necessary; and
 - (d) A fire prevention officer with a stand pipe and connected hose, and chemical extinguishers ready for immediate use, stands by the whole time.
- (20) Ships of war may be exempted from any or all of the regulations of this Chapter in accordance with section 2(2)(a) and (6) of the Act.
- (21) The port captain or a person authorised by him or her may refuse any ship carrying explosives, entry to the harbour if he or she believes that the provisions of the Act and these Regulations or any other relevant legislation are not met, until such time as the contrary is proven.
- (22) The handling and loading or unloading of explosives are subject to such further requirements and restrictions as the port captain, SAMSA, Chief Inspector or an inspector, may impose from time to time.

Airport regulations

27. (1) No aircraft with explosives on board, may land at or take-off from any airport in the Republic unless such explosives are packed, marked and transported in accordance with the Technical Instructions for the Safe Transport of Dangerous Goods by Air, published by the ICAO.
- (2) Aircraft with authorised explosives on board for importation into or exportation from the Republic may only land at, or depart from, an airport in the Republic, on condition that -
- (a) the airport is authorised to handle the importation and exportation of goods;
 - (6) the explosives are limited to those that may be transported by air in terms of the ICAO Instructions; and
 - (c) a representative in the Republic appointed in terms of regulation 4 or 22(3) arranges for details of the particulars of the explosives contained in the aircraft's air way-bill, to be sent to the Chief Inspector and to the airport manager to reach them at least five full working days before the expected date of arrival of the explosives in the Republic.
- (3) The pilot of every aircraft having explosives on board, must before landing, inform the airport manager of the nature, quantity and destination

of the explosives.

- (4) The pilot of an aircraft having explosives on board, must park at a terminal assigned to the aircraft by the airport manager.
- (5) No explosives may be loaded onto or unloaded from an aircraft except -
 - (a) under the direction and supervision of the airport manager or a person authorised by him or her;
 - (b) on production by the operator of the aircraft or his or her representative of the permit provided for in section 17(a) of the Act; and
 - (c) at a terminal as determined by the airport manager and in accordance with the specified method of operation as determined by him or her.
- (6) No explosives may be dispatched from, unloaded at, brought to or deposited at any terminal or place at an airport except at the terminal or place that the airport manager may direct.
- (7) When explosives are loaded onto or unloaded from an aircraft -
 - (a) no other aircraft may approach to within 100 metres of the first - mentioned aircraft;
 - (b) no vehicles other than those required for loading and unloading, may approach to within 30 metres of the aircraft; and
 - (c) no person may smoke or produce a flame within 30 metres of an aircraft.
- (8)
 - (a) All loading and unloading gear must be of a suitable design and construction for the safe handling of explosives.
 - (b) The explosives cargo must be carefully lifted, put down or stowed and may not be dropped when handled.
- (9) If any packages of explosives are leaking or damaged, either before or after being loaded or unloaded, that fact must immediately be reported to the airport manager and inspector, and such packages may not be handled, unloaded or destroyed, without the permission of the inspector.
- (10)
 - (a) An airport manager or a person authorised by him or her may ~~impound any aircraft if he or she believes that the provisions of the Act and these Regulations or any other relevant legislation are not met, until such time as the contrary is proven.~~
 - (b) The airport manager must immediately inform the Chief Inspector and inspector about an impounded aircraft contemplated in sub-

paragraph (a), who must advise on the disposal of such explosives on the impounded aircraft.

- (11) An airport manager or a person authorised by him or her must impound any aircraft if he or she believes such aircraft has been contaminated with explosives.
- (12) The airport manager or a person authorised by him or her must immediately notify the Chief Inspector and inspector for that specific area to determine which decontamination procedures to follow.
- (13) The aircraft may not be released until such decontamination procedures are completed.
- (14) Any expense incurred in the supervision, provision of guards, or use of any other facility in connection with the handling, loading, unloading, decontamination, disposal or destruction of explosives, must be borne by the owner or importer of the explosives or his or her representative.
- (15) The handling, loading or unloading of explosives are subject to such further requirements and restrictions as the airport manager, the CAA or the Chief Inspector, may impose.
- (16) Aircraft carrying no explosives other than their own supply of signalling and life-saving equipment, as required by any other Act, or international requirement, are exempted from the requirements of these Regulations.
- (17) Explosives must be loaded and unloaded only within an area determined for that purpose by the airport manager.

CHAPTER 7

TRANSPORT OF EXPLOSIVES

General transport

- 28. (1) No person may acquire and transport explosives from one place to another within the Republic, except under a permit issued by or under the authority of the Chief Inspector in terms of section 10(2)(a) of the Act and subject to the conditions of that permit.
- (2) No person may supply explosives to another person, unless such person is in possession of a permit issued under sub-regulation (1).
- (3) The licensed owner of an explosives magazine is exempted from the requirements of sub-regulations (1) and (2) when explosives are

transferred from an explosives magazine to the adjacent workings operated by the licensed owner of such explosives magazine, provided that public roads or railways are not crossed or used.

- (4) No person may dispatch explosives of any description or in any quantity whatsoever through the postal system.
- (5) Transport of explosives by boat, ship or other vessel, or the use of any harbour, quay, wharf, loading, beach, shore, sea or inland waters or any other place for transporting, loading or unloading of explosives, may take place only -
 - (a) in accordance with the requirements of regulation 26;
 - (b) if it is a ship's own supply of signalling and lifesaving equipment;
 - (c) with the written permission of the Chief Inspector and under conditions determined by him or her.
- (6) Transport of explosives by air, where any airport, airstrip, landing strip, helicopter pad or any other place is used for loading or unloading explosives from an aircraft, may take place only -
 - (a) in accordance with the requirements of regulation 27;
 - (b) if it is an aircraft's own supply of signalling and lifesaving equipment;
 - (c) with the written permission of the Chief Inspector and under conditions determined by him or her.
- (7) The mode of transport must comply with all relevant legislation relating to explosives.

Application for transport permits

29. (1) When applying for a transport permit, an applicant must state -
- (a) the quantity and nature of the explosives he or she intends to purchase per consignment;
 - (b) the name and address of the person or concern from whom he or she intends to make the purchase;
 - (c) the purpose for which and the physical address where the explosives are to be used;
 - (d) the dates on which the explosives are to be dispatched;
 - (e) an estimated total quantity of explosives to be used and the

maximum daily quantity;

- (f) the mode of transport to be used for conveying the explosives, and
 - (g) the distance involved.
- (2) Application for a transport permit must be made on form SAPS 408 attached as Annexure " D to these Regulations.
- (3) Transport permits must be made available for a reasonable period to allow the explosives reaching their destinations within that period.
- (4) A permit must be made available for not more than six consignments of explosives, which must be transported as indicated on the permit.
- (5) Regular users of explosives at a specific site, procuring their supplies from suppliers within the Republic, may be issued with continuous transport permits.
- (6) The original permit must accompany a consignment of explosives throughout the whole journey, provided that in the case of a continuous transport permit, the number thereof must be endorsed on the way-bill.
- (7) The consignee, on receipt of a consignment of explosives, must immediately advise the inspector for the specific area and the Chief Inspector of any discrepancy or defect in the consignment.

Responsibilities of consignors, drivers and owners

30. (1) The consignor responsible for the transport of explosives must appoint in writing a person -
- (a) to supervise the loading;
 - (b) to count, personally, the number of packages loaded onto the vehicle, and endorse this number on the way-bill;
 - (c) to ensure that the correct grade, size, type, length, packaging or other requirements, of the explosives that are specified on the way-bill, is loaded;
 - (d) to ensure that the vehicle is locked and sealed and the number of the seal is endorsed on the way-bill; and
 - (e) to hand the keys and way-bill over to the driver of the vehicle.
- (2) The driver of the vehicle must, when receiving the way-bill and keys -
- (a) ensure that the number of the seal is correct and intact prior to proceeding with the journey;

- (b) ensure that the vehicle proceeds with due diligence and care directly to its proper destination;
 - (c) prevent any unauthorised access to, or removal of all or part of the explosives; and
 - (d) on arrival at the destination, personally count the number of packages off-loaded, and enter this number on the way-bill after the owner of the explosives or his or her representative has ensured that the vehicle was still locked and the seal was intact.
- (3) The owner of the explosives or his or her representative must ensure that the explosives are without delay placed in an explosives magazine or place of storage approved by an inspector.
- (4) (a) Explosives belonging to different Compatibility Groups as referred to in Annexure "A", may not be loaded onto the same vehicle except as follows -
- | | | |
|--------|---|----------|
| (i) | Compatibility Group A | alone |
| (ii) | Compatibility Groups B, and class 1.4G and 1.4S | together |
| (iii) | Compatibility Groups C, D and E | together |
| (iv) | Compatibility Group F | alone |
| (v) | Compatibility Group G | alone |
| (vi) | Compatibility Group H | alone |
| (vii) | Compatibility Group J | alone |
| (viii) | Compatibility Group K | alone |
| (ix) | Compatibility Group L | alone |
| (x) | Compatibility Group N | alone |
- (b) Explosives of the same compatibility Group, but different Divisions may be transported together: Provided that the whole consignment is treated as belonging to the Division having the lower number.
- (c) With the permission of the Chief Inspector, explosives in Compatibility Group B may be conveyed with explosives in Compatibility Group D in accordance with the special conditions laid down by him or her.
- (5) Explosives packed in metal drums may not be loaded in the same vehicle or wagon as explosives packed in soft packaging.

Railway transport

31. (1) The chief executive of the transporting company is responsible for the safety and security of explosives conveyed by rail and must ensure that the provisions of the Act and these Regulations are complied with.
- (2) The chief executive may allocate fixed days for the acceptance of explosives for transport by rail and the Chief Inspector must be notified

thereof.

- (3) Explosives must be loaded or unloaded only at points or at private sidings approved by the chief executive, and the Chief Inspector must be notified of such loading or unloading.
- (4)
 - (a) The consignor must give the chief executive of the transporting company at least seven working days notice, in writing, of the proposed dispatch of explosives and advise him or her to make arrangements to take delivery of the explosives as expeditiously as possible.
 - (b) Prior to dispatch, the consignor must furnish the chief executive or his or her delegate with a copy of the transport permit contemplated in regulation **28(1)** or in the case of a continuous transport permit issued in terms of regulation **29(5)** the number thereof together with a declaration stating -
 - (i) the exact quantity and description of the explosives; and
 - (ii) that the consignee has been advised of the proposed dispatch of the consignment of explosives.
 - (c) The chief executive contemplated in sub-regulation **(1)** may not accept for dispatch quantities of explosives larger than those allowed by the permit, whether such permit is a continuous transport permit or not.
- (5)
 - (a) Rail wagons or freight containers loaded with explosives from different Compatibility Groups may not be transported on the same train except -
 - (i) Compatibility Groups A, **B** and **1.4S** together;
 - (ii) Compatibility Groups C, D, E and **1.4S** together;
 - (iii) Compatibility Groups E, F, **G** and H together.
 - (b) With the permission of the Chief Inspector, ammonium nitrate may be railed with Compatibility Groups C, D, E and **1.4S**.
- (6) Explosives may not be transported in a passenger coach of a train.
- (7) Explosives may be transported on a special explosives, ordinary goods train or mixed train in quantities not exceeding those approved by the Chief Inspector.
- (8)
 - (a) Wagons containing explosives transported by an ordinary goods train, must be placed as near the centre of the train as possible;
 - (b) In all cases when explosives are transported by a special explosives train or an ordinary goods train, except with the consent of and under conditions prescribed in writing by an inspector, at

least one wagon must intervene between the engine and any rail wagons containing explosives and one wagon not containing explosives must be marshalled behind the last wagon containing explosives.

- (c) No intervening rail wagons contemplated in paragraph (b) are necessary within the danger area of an explosives manufacturing workplace.
- (9) Rail wagons containing explosives may not be placed on the same train, nor marshalled next to rail wagons containing other dangerous goods listed in SANS 10228.
- (10) Rail wagons containing explosives, may not form part of a combined train.
- (11) Except in the case of trains loaded with ammonium nitrate, wagons with end-of-wagon cushioning devices must not form part of a train conveying explosives.
- (12) When explosives wagons form part of an ordinary goods or mixed train, it must be separated by at least one wagon from wagons loaded with lime, forage, heavy machinery, projecting timber, rails or telephone poles.
- (13)
 - (a) Rail wagons containing explosives must be shunted, marshalled or coupled with the utmost caution.
 - (b) Rail wagons containing explosives may not be detached from a train until the train has been brought to a dead stop.
- (14)
 - (a) Rail wagons with explosives may be loaded or unloaded only under the supervision of a competent person appointed by the chief executive of the transporting company or his or her authorised deputy.
 - (b) Access to rail wagons is allowed only to persons necessarily engaged in the process of loading or unloading the explosives, and as soon as the wagon is loaded, it must be securely locked, sealed and set apart.
- (15)
 - (a) Explosives transported by rail must be transported in a wagon or approved freight container which is completely closed and locked with a locking device approved by the Chief Inspector.
 - (b) Every wagon, before being loaded with explosives, must be properly cleaned and dried.
 - (c) All exposed iron and steel inside a wagon must be covered with wood, cloth or other suitable material, or the cases of explosives must be completely enveloped in a covering that will prevent cases containing the explosives from coming into contact with any metal.

- (16) (a) Every wagon transporting explosives must have the word "Explosives" in English and another official language, displayed in legible characters and placards in accordance with **SANS 10232-2** must be affixed on each side.
- (b) Special explosives rail wagons must be marked with the carrying capacity of the rail wagons.
- (c) All rail wagons and freight containers must be marked with their mass carrying capacity.
- (d) The net carrying capacity of the rail wagon may not be exceeded.
- (17) Explosives may not be loaded into or unloaded from a rail wagon, within 30 metres of a fire, uncovered light or flame, and an uncovered light or flame may not be brought closer than 30 metres to a rail wagon which is loaded with explosives, or into which explosives are being loaded or from which explosives are being unloaded.
- (18) Explosives may not be loaded into or unloaded from a rail wagon or freight container between the hours of sunset and sunrise, unless written permission is obtained from the inspector and such loading or unloading is conducted in accordance with the conditions of the permission.
- (19) (a) No person may load or unload explosives within 30 metres of a fire, open light or flame, nor may any person light a fire or bring an open light or flame closer than 30 metres to a wagon or freight container loaded with explosives.
- (b) No person may carry matches or any other means of producing ignition, or wear boots or shoes with steel or iron heels, tips or exposed nails of any kind while handling explosives on a train.
- (20) Only explosives may be transported on a special explosives train, but the rail wagons used for separation purposes ~~as~~ contemplated in sub-regulation (8)(b) may convey goods not listed in **SANS 10228**.
- (21) (a) Trains transporting explosives must be dispatched without delay.
- (b) An explosives train must be given, subject to the necessary detention for examination, a through schedule to its destination.
- (c) The arrangement of special explosives trains may not unnecessarily be altered en route.
- (22) (a) The chief executive or his or her delegate of the transporting company must at the dispatch by rail of a consignment of explosives, notify the consignee of the expected or actual arrival of the consignment.
- (b) The consignee must take delivery of and remove the consignment

of explosives without delay.

(c) If the chief executive of the transporting company or his or her authorised deputy is unable to contact the consignee or the consignee fails to take delivery without delay after being advised of the arrival of the consignment of explosives, the chief executive or his or her authorised deputy must report the fact immediately to the inspector for the specific area, and the Chief Inspector must be notified in writing within seven days.

(d) If an inspector deems it necessary for the security of explosives transported by rail, the consignor, the consignee, the chief executive of the transporting company, or his or her delegate must, when instructed by the inspector, place a security officer on guard over the wagon or rail wagons containing the explosives.

(23) The chief executive of the transporting company, or his or her authorised deputy must during the time explosives are on railway premises awaiting dispatch or removal, take every precaution to ensure safety and place rail wagons containing explosives in as safe a place as possible.

(24) Explosives must not be stored in a goods shed or in any other building but must be kept in the rail wagon or freight container in which they have arrived or in the rail wagon in which they are to be transported to a further destination.

(25) (a) Explosives may be unloaded only at the destination or transhipping station.

(b) The supervising official, appointed in terms of sub-regulation (14)(a), must satisfy himself or herself that the correct consignment of explosives is unloaded and that any explosives remaining in a rail wagon are properly stowed and secured.

(c) When explosives are unloaded at a private siding, the consignee or his or her magazine master must -

(i) supervise the unloading;

(ii) comply with the relevant regulations; and

(iii) ensure that the correct consignment of explosives is removed from the rail wagon.

(d) If any explosive remains on the rail wagon for any other destination, ~~it must immediately be~~ properly stowed and secured by the consignee of the explosives, or by his or her magazine master.

(e) A rail wagon must be locked and sealed in a manner determined by the Chief Inspector.

- (f) Packages containing explosives must be stowed in rail wagons in such a manner so as to prevent any displacements of the packages in transit and must be loaded and secured in such a manner so as to prevent the packages from falling out when the rail wagon doors are opened.
 - (g) All layers of packages containing explosives including the uppermost layer must be complete, and the uppermost layer, if not complete, must be secured in such a manner so as to prevent any displacement of the packages.
- (26) No person other than an inspector, whether acting on behalf of the customs authorities or otherwise, may open any package of explosives at a railway station.
- (27)
 - (a) An inspector of explosives in the execution of his or her duties, may travel at no cost, on any train transporting explosives.
 - (b) Employees of the transporting company travelling on duty, and attendants accompanying livestock, may be allowed to travel on a train transporting explosives.
 - (c) Any person who, while travelling on a train transporting explosives, commits or attempts to commit any act liable to affect the safe operation of the train, commits an offence and must immediately be removed from the train by the driver of the train or his or her assistant.
- (28)
 - (a) An inspector may inspect consignments of explosives and the rail wagons, freight containers or train in which they are being transported, provided that in so doing he or she does not unnecessarily impede the traffic.
 - (b) Officials of the transporting company must give an inspector contemplated in paragraph (a) all information, documents and assistance he or she requires.
- (29)
 - (a) Every rail wagon transporting explosives must at a site, approved by the chief executive of the transporting company, be inspected during their journey by a representative authorised by him or her, without opening the rail wagon.
 - (b) A register in which the inspections contemplated in paragraph (a) must be reflected, must be kept for a period of three years after the last entry.
 - (c) The register contemplated in paragraph (b) must immediately be submitted to an inspector upon his or her request.
- (30)
 - (a) Any train transporting explosives must at all times be manned by a train driver and a train assistant.

- (6) A consignment of explosives may not be left unattended and a system of communication approved by the Chief Inspector between the train driver and the control room must be available for the duration of the journey.

Transport by road

32. (1) No person may transport explosives, or cause or permit them to be transported over public roads, other than in a vehicle propelled by mechanical power, unless the vehicle has been specially converted for that purpose in accordance with specifications contained in Annexure "E1" to these Regulations, and licensed by the Chief Inspector, and except in accordance with the conditions of the licence.
- (2) For the purpose of these Regulations, a trailer drawn by a mechanically propelled vehicle must be regarded as a vehicle propelled by mechanical power.
- (3) The requirements contemplated in sub-regulation (1) do not apply to -
- (a) an inspector in the execution of his or her duties; and
 - (b) persons who have obtained permission, in writing from an inspector, to transport samples of explosives to a manufacturer or a licensed explosives laboratory, and in accordance with such permission;
 - (c) exempt quantities as per Annexure "F" to these Regulations.
- (4) No explosives may be transported in a vehicle used for public transport except consumer fireworks as is contemplated in regulation 83(3).
- (5) Where explosives in excess of 400 kg kilograms net mass are to be carried, only the following vehicles may be used -
- (a) Vehicles with a carrying capacity of at least 2000 kilograms in which the body and cab form two separate units, connected by the chassis members, provided with a totally enclosed body, constructed in accordance with specifications laid down by the Minister and contained in Annexure "E1" to these Regulations.
 - (6) a new trailer provided with a totally enclosed body or designed for the conveyance of containers and converted in accordance with specifications contained in Annexure "E1" to these Regulations, and which is drawn by a mechanically propelled vehicle of sufficient power to pull the mass of the loaded trailer.
- (6) Explosives in quantities not exceeding 400 kilograms net mass may be carried by a vehicle, with an internal body length not exceeding 2,5

metres and on condition that the explosives are carried in receptacles specially manufactured for the purpose and which are constructed in accordance with specifications contained in Annexure "EI" to these Regulations.

- (7) The vehicle may be either new or used, provided that the vehicle is
 - (a) not older than five years after first registration;
 - (b) in a condition acceptable to the Chief Inspector.
- (8) The mass carried on a vehicle or any combination must not exceed the limit laid down in the National Road Traffic Act, 1996 (Act No. 93 of 1996), nor may the total net mass exceed 25,000 kilograms.
- (9)
 - (a) Explosives may not be loaded or unloaded within 30 metres of a fire, uncovered light or flame, nor may any person light a fire or bring an uncovered light or flame within that distance of a vehicle which is loaded or being loaded with explosives, or from which explosives are being unloaded.
 - (b)
 - (i) No smoking is permitted within 30 metres of where explosives are being loaded on to, or unloaded from a vehicle.
 - (ii) A person who is engaged in handling the explosives, or who travels on the vehicle, may not carry matches or any other means of producing ignition: Provided that a reasonable supply of matches or other means of producing ignition may be carried by a blaster or pyrotechnician travelling to a work site, where such means of ignition is required.
- (10) The owner of the explosives or his or her deputy, must ensure that every consignment of explosives is, throughout the whole journey, under the constant supervision of a person fully conversant with the regulations of this Chapter and whose name is recorded on the way-bill.
- (11) A consignment of explosives transported by road may not be left unattended.
- (12) A person in charge of an explosives magazine or other place of storage from which explosives are removed -
 - (a) is responsible for the loading of the vehicle and must ensure that explosives are loaded only on a vehicle which is licensed in terms of sub-regulation (1) and in good order as required;
 - (b) must ensure that the loading of the explosives on vehicles, must be done in accordance with these Regulations; and
 - (c) must endorse the way-bill to this effect.

- (13) (a) A person transporting explosives by road must avoid cities, towns and villages as far as possible and any local authority may prescribe the route along which explosives must be conveyed within its area of jurisdiction, subject to reasonable access being given for reaching any required destination.
- (b) Halting during a journey if necessary, must be done as far away as possible from inhabited buildings, public roads or railway lines;
- (c) The person in charge of the vehicle must keep a constant watch over the explosives.
- (d) An inspector must immediately be notified of the reasons for the halting and a written report must within seven days be submitted to the Chief Inspector by the consignor.
- (e) A radio transmitter or cellular telephone, which is fitted or transported in an explosives vehicle, may not be used during the transport of electrically or electronically initiated explosives unless such explosives are packed in the original packaging in which they were received from the suppliers or manufacturers, or carried in a closed and lined metal box approved by the Chief Inspector.
- (14) (a) Explosives may not be unloaded from a vehicle en route except in the event of a breakdown of the vehicle in which case an inspector must be notified immediately of the circumstances of the incident.
- (b) In the event of a breakdown contemplated in paragraph (a) the explosives must, where possible, be transferred to another vehicle or trailer that is licensed for the conveyance of explosives.
- (c) The journey must continue as soon as possible.
- (d) During unloading and loading of explosives, all possible care must be taken to protect the explosives from fire, shock and damp.
- (e) The person in charge of the vehicle must prevent persons from loitering near the explosives.
- (f) A full report must be submitted to the Chief Inspector within seven days of the incident.
- (15) (a) Only an inspector may detain any vehicle containing explosives, to ascertain whether the Act and these Regulations are being complied with.
- (b) Where an explosives vehicle is stopped at a road block to ascertain whether the provisions of any other Act, regulation or ordinance are complied with, the person in charge of the road block must ensure that -

- (i) preference is given to the examination of the explosives vehicle above other traffic;
 - (ii) wherever possible the explosives vehicle is moved away from buildings and other vehicles;
 - (iii) the provisions of sub-regulation (9), of these Regulations are complied with; and
 - (iv) the contents of the vehicle are not interfered with unless an inspector is present.
- (c) An inspector must be informed of the reasons of detaining an explosives vehicle at a road block for a longer period.
- (16) (a) Only a driver, co-driver and an assistant, may travel on an explosives vehicle.
- (6) When transporting explosives at least one person must accompany the driver.
- (c) No person under 18 years may travel on an explosives vehicle whilst carrying explosives.
- (17) Vehicles used for the manufacturing of explosives at a blasting site must be licensed in terms of regulation 14(1).

CHAPTER 8

LICENSING AND CONSTRUCTION OF EXPLOSIVES MAGAZINES

Applications for permission to construct magazines

- 33. (1) An application for permission to construct an explosives magazine must be made to the Chief Inspector and must be accompanied by -
 - (a) a statement indicating the types of explosives and the quantity of each required to be stored therein, and the full physical address of the proposed site of the explosives magazine;
 - (6) four copies of a plan drawn to a scale of either 1:500, 1:1000, 1:2000, 1:2500 or 1:5000, according to the size of the property, showing the site of the proposed explosives magazine and fence in relation to neighbouring roads, which must also include the access road to the explosives magazine, railways, buildings and boundaries of properties, as well as the contour of the land on which the explosives magazine is to be erected and the plan must indicate, with the site as center, circles, with radii proportionate to

the distance prescribed for the quantity of explosives in the tables contained in Annexure "G";

- (c) a plan or plans, in triplicate, drawn to a scale of 1:25 or 1:50 or 1:100, showing the design and specifications of the proposed explosives magazine and mounds; and
 - (d) a layout plan of the proposed explosives magazines showing the distances between magazines as well as between the magazines and the fence, as specified in Annexure "H".
- (2) When the application is approved, one set of endorsed plans must be returned to the applicant, and the building of the explosives magazines and mound may not be commenced with by the applicant until these plans have been received.
 - (3) The permission granted for the construction of an explosives magazine lapses if the explosives magazine has not been completed within six months of the date of approval of the construction plan, but may be extended by the Chief Inspector in writing, for a similar period: Provided that an application therefore is made no less than 30 days before the expiry date, and the Chief Inspector is informed of any changes to the original application and plans.
 - (4) The term railways, roads, etc. includes open sports grounds, navigable water or houses in the same ownership as the explosives magazine and occupied by the owner or an employee.
 - (5) The term mounded implies that both the donor building and the receptor building (explosives magazine or process building) are mounded. If either one is, or both are not mounded, the distances shown in the applicable columns must be doubled.
 - (6) (a) The distance between two buildings is the shortest distance between the nearest walls of such buildings, whether mounded or unmounded.
(b) Where the mound is an integral part of the building, the distance must be taken from the inner wall.
 - (7) When an explosives magazine is erected in the vicinity of a power line, the explosives magazine must be separated from the power line by a horizontal distance of not less than 30 metres.

Storage Compatibility Groups

- 34. (1) Explosives in different Compatibility Groups as contemplated in Annexure "A" may not be stored in the same explosives magazine except -

- (a) explosives in Class 1.4S may be stored with explosives in Compatibility Group B;
 - (b) explosives in Compatibility Groups C, D and E may be stored together in the same explosives magazine;
 - (c) explosives in Class 1.4G may be stored together with explosives in Compatibility Group B and Class 1.4S; and
 - (d) explosives in Compatibility Group B and Classes 1.4G and 1.4S, of which the net explosives content does not exceed 10 kilograms, may be stored in a separate compartment of an explosives magazine licensed for explosives in Compatibility Groups C, D and E : Provided that there is no access to the compartment from inside the explosives magazine, the compartment is of such sturdy construction that an explosion inside the compartment cannot propagate to the explosives in the main section of the explosives magazine, and the design and specifications of the compartment form an integral part of the plans referred to in regulation 33(1)(c).
- (2) An explosives magazine for the storage of explosives in Compatibility Group B and Classes 1.4G and 1.4S of which the net explosives content does not exceed 20 kilograms, may, subject to the permission of the Chief Inspector and under conditions prescribed by him or her in writing, be placed closer to an explosives magazine for the storage of explosives in Compatibility Groups C, D and E, than prescribed in Annexure "G".

General

35. (1) The design for an explosives magazine and the materials to be used in its construction, must be approved by the Chief Inspector and may vary according to local conditions.
- (2) Every explosives magazine must be efficiently protected against lightning in accordance with the specifications contained in SANS 10313.
- (3) At every explosive magazine, provisions must be made for the efficient drainage of the area.
- (4) Every explosives magazine must be surrounded by a substantial fence in accordance with specifications as prescribed in Annexure "H".

CHAPTER 9

STORAGE OF EXPLOSIVES

Appointment of magazine masters

- 36.** (1) The licensee of every explosive magazine must appoint a suitable person, who meets requirements specified by the Chief Inspector, as magazine master, to be solely in charge of the explosives magazine and to be responsible for compliance with the Act and these Regulations.
- (2) The appointment contemplated in sub-regulation (1) must be made in writing and the original letter of appointment, bearing the signature of the licensee making the appointment, as well as the signature of the appointee, accepting the appointment, must immediately be sent to the Chief Inspector and a copy thereof must be displayed in the lobby of the explosives magazine.
- (3) In the event of a failure to appoint a magazine master contemplated in sub-regulation (1), the licensee is regarded to be the magazine master.
- (4) The magazine master may appoint a trustworthy person, who is thoroughly acquainted with these Regulations, to assist him or her in operating the explosives magazine and such person has the same responsibilities under these Regulations as the magazine master, but the appointment does not relieve the magazine master of his or her responsibilities under these Regulations.

Responsibilities of the licensee of an explosives magazine

- 37.** The licensee of an explosives magazine must ensure that -
- (1) tools and equipment necessary to enable the magazine master to comply with these Regulations are provided;
- (2) two sets of keys are available for all explosives magazine doors and gates in the fence surrounding the explosives magazine; one set for use by the magazine master, and the other set to be kept in such manner as to be immediately available at any time for emergency use or for inspection of the magazine;
- (3) whenever the magazine master is away from his or her place of work due to illness or for any other reason whatsoever, a suitable person acts in his or her position;

- (4) at all times the explosives magazine, including the mound, drainage system, lightning protection system and fence, is kept in a good condition and that no new building or work is erected or constructed within the outer zone applicable to the explosives magazine, in terms of the table of distances in Annexure "G" of these Regulations and shown on the official site plan for the explosives magazine, without the prior written approval of the Chief Inspector;
- (5) the lightning protection system is examined in accordance with the requirements of SANS 10313, and the results of the examination and test are also recorded in the register as is prescribed in regulation 39(3)(a) in addition to any other requirements;
- (6) the words "Explosives Magazine" in English and another official language are painted on the outer surface of the outside door of the explosives magazine in contrasting colours;
- (7) the official registered number of the explosives magazine is painted on the outer face of the outside door of the explosives magazine; and
- (8) during September of each year a certificate as contained in Annexure "I" to these Regulations is completed and sent to the inspector for the specific area.

Mandatory documents, tools and equipment

38. (1) (a) In every explosives magazine, the following must be displayed in a place where it can be conveniently read -
- (i) A copy of the regulations of this Chapter in English and another official language;
 - (ii) the licence issued in respect of the explosives magazine, which must be framed with non-sparking material and the frame fixed with brass screws; and
 - (iii) a copy of the original letter of appointment of the magazine master, framed with non-sparking material and the frame fixed with brass screws.
- (b) As soon as the posted notices become defaced, obliterated or destroyed they must be replaced without delay.
- (2) In every explosives magazine or the lobby or passage thereof, if any, the following must be kept -
- (a) Tools necessary for opening cases of explosives, which may be only of wood, copper, brass or other non-sparking material;

- (6) a soft brush and a broom with no metal fittings, for sweeping out the explosives magazine; and
- (c) overshoes of a large size for use when the storage chamber of the magazine has to be entered.

Stock control

39. (1) An explosives magazine may not be used for the storage of any goods or articles not mentioned in the licence, except the tools and equipment necessary to comply with these Regulations.
- (2) A quantity of explosives larger than that stipulated in the licence may not be stored in an explosives magazine, and no explosives may be stored in its lobby or passage.
- (3) (a) A register must be kept in every explosives magazine in which is contemporaneously entered, in ink, a record of all receipts and issues of explosives and no erasures may be made in the register and any alteration must be initialled by the person making it.
- (b) The Chief Inspector must determine the form in which the register contemplated in paragraph (a) must be kept.
- (c) The register contemplated in paragraph (a) may not be destroyed until after the lapse of three years from the date of the last entry in the register.
- (4) (a) The explosives in an explosives magazine must be kept in the original packaging as received from the supplier.
- (6) The packaged explosives in an explosives magazine may not be stacked more than 1,9 metres high and the stacks must be so arranged that the code markings on every packaging are easily visible.
- (c) Palletised packaged explosives are exempted from the requirements of sub-regulation (2) provided the pallet is marked as required in Chapter 4 of these Regulations.
- (d) The explosives in an explosives magazine must be issued in the same rotation as they are received.
- (5) (a) Explosives in their original packaging may be returned from a place of use to the explosives magazine, provided that the explosives and their packaging are not damp, soiled or in any way defective.

- (b) Explosives from a place of use may be returned to an explosives magazine under the same permission under which the transport to the place of use was granted.
 - (c) Damp, soiled or defective explosives, or explosives of which the packaging, has become damp, soiled or are damaged, returned from a place of use or received in such condition from suppliers, must be placed on a non-sparking material protective sheet in a separate place in an explosives magazine until such time as they can be disposed of.
 - (d) The inspector for the specific area, and where applicable, the supplier, must be contacted by the licensee without delay and informed of such occurrence.
 - (e) Particulars of any explosive returned to an explosives magazine must be entered in the explosives magazine register, in red, and the inspector for the specific area must be notified immediately.
- (6) Explosives may not be kept in a magazine for a longer period than the period approved by the Chief inspector in terms of regulation 74(2) unless otherwise approved by an inspector in writing.
- (7) Explosives may be issued from an explosives magazine when required -
 - (a) by the licensee for use in the adjacent workings, only upon the order of a person authorised by the owner; and
 - (b) for any other purpose, only upon the production of a written order and of a valid permit issued by an inspector authorising the issue.

General safety and security

- 40.**
- (1) An explosives magazine must be kept locked at all times except when necessary to place explosives in, or remove explosives from the explosives magazine, or to perform any other necessary operation.
 - (2) Radio transmitters and cellular telephones must be switched off before entering the fenced area surrounding an explosives magazine.
 - (3) The floor of an explosives magazine must be kept clean and dry at all times.
 - (4)
 - (a) No person may -
 - (i) smoke, make or have a fire or flame within the fenced area surrounding an explosives magazine;

- (ii) allow any unauthorised person into the area as contemplated in sub-paragraph (i); or
 - (iii) take any smoking material, matches or any means of making a flame into the fenced area of the explosives magazine or allow such material, matches or means to be taken into the explosives magazine, except where such a flame is required for repairs to the building and such exception is subject to any precautions specified by the licensee.
 - (b) No person entering an explosives magazine may wear boots or shoes having any exposed metal.
- (5)
- (a) Every explosives magazine must effectively be protected from veld fires.
 - (b) Grass within the fence surrounding an explosive magazine must be kept as short as possible.
 - (c) The fenced area contemplated in sub-regulation (2) must be kept free of combustible material such as timber, bush, dry grass, newspapers, boxes and cartons.
- (6)
- (a)
 - (i) Boxes, cartons and paper bags that have contained explosives may not be used again, but such packaging material must be destroyed after being emptied of their explosives content; and
 - (ii) both the inner and outer packaging must be checked to ensure that the contents have been effectively removed.
 - (b) Before destruction, a further check of both the inner and outer packaging must take place to ensure that the contents have been effectively removed.
 - (c) Packing material contemplated in paragraph (a) may be recycled with written permission from the Chief Inspector, subject to conditions prescribed by him or her.
- (7) When it is suspected for any reason whatsoever that explosives have deteriorated, such explosives may not be used, and full particulars thereof must immediately be reported to the inspector in the specific area; and the explosives must be disposed of as directed by the inspector.
- (8)
- (a) An inspector may order the disposal by destruction, or otherwise, of any explosives which he or she considers to be unsafe for storage or use.

- (b) The owner of the explosives is responsible for the disposal of the explosives as instructed, and for any expenses incurred in connection with such disposal.
- (9) Explosives in an explosives magazine may only be handled during the hours of daylight, except with the permission, of an inspector in writing, and under conditions determined by him or her.
- (10) (a) Repairs to an explosives magazine containing explosives may not be carried out unless written permission is obtained from an inspector; and under conditions determined by him or her.
- (6) Whenever any repairs are made to an explosives magazine, including the mound, full particulars thereof must, on completion, be reported immediately to the Chief Inspector.
- (11) (a) It is the responsibility of the magazine master and his or her deputy to ensure that persons working at or in an explosives magazine, do so in a safe manner.
- (b) Any person who fails to obey any order given in the interests of safety by the magazine master, or his or her deputy, is guilty of an offence.
- (12) (a) An explosives magazine must be visited by a person designated by the licensee, at least once every twenty-four hours to ascertain whether the explosives magazine has not been interfered with.
- (6) A register reflecting the visits contemplated in paragraph (a) must be kept within the explosives magazine area and be readily available for inspection by an inspector.
- (c) When the security of an explosives magazine is compromised in any way, the matter must be reported immediately to the nearest police station, the inspector for the specific area and the Chief Inspector.
- (d) The Chief Inspector must determine the necessary security arrangements at each magazine.

Termination, contamination and abandonment

- 41. (1) Whenever the licensee of an explosives magazine ceases to store explosives, or stops activities whether temporarily or permanently, the licensee must immediately notify the Chief Inspector thereof and render a return of all explosives, if any, in the explosives magazine.

- (2) The explosives as contemplated in sub-regulation (1) must be disposed of in a manner approved by an inspector.
- (3) Explosives may not be stored in an explosives magazine on a mine or works that has closed down, except with the written permission of an inspector.
- (4)
 - (a) Whenever an inspector has reason to believe that an explosives magazine or other building or structure has become contaminated with explosives, he or she must instruct the licensee or the owner of the explosives magazine, building or structure, to render it safe.
 - (b) The licensee or owner is responsible for any reasonable expenses incurred in connection therewith.
- (5)
 - (a) No person may cease to use or abandon an explosives magazine without the prior permission of the Chief Inspector.
 - (b) All explosives must be removed and the explosives magazine contemplated in paragraphs (4)(a) and (5)(a) must be rendered safe to the satisfaction of an inspector.
- (6) When an explosives magazine ceases to be used or is abandoned without prior notification to the Chief Inspector, or when there is reasonable suspicion that an explosives magazine or building contains explosives in contravention of the Act and these Regulations, and reasonable enquiry has failed to locate the owner, an inspector must take the steps that he or she may deem necessary to gain entrance to such explosives magazine or building and any explosives found there must be dealt with in accordance with section 7 and 8 of the Act.

Shaft head deliveries

42. (1) A mine manager who intends to have explosives delivered directly to a shaft head from an explosive supplier or manufacturer, must apply in writing for a permit to the Chief Inspector.
- (2) The applicant must supply the information required by regulation 29(1), and state whether the shaft head is within a 150 kilometres radius of the supplier or manufacturer, or if explosives magazine facilities are available within 150 kilometres of the shaft head and will be maintained in accordance with these Regulations.
- (3) The application must be accompanied by three copies of a plan showing the position of the shaft head as well as major access routes used for delivery of explosives from the supplier.

- (4) An inspector must after receipt of the application contemplated in sub-regulation (1), visit the shaft head to establish whether such shaft head is suitable for the delivery and receiving of explosives, paying due regard to the safety of employees and the public, and the security arrangements at the shaft head.
- (5) An approved shaft head is regarded to be an explosives magazine at **all** times when explosives are present, and is subject to these Regulations, except the regulations dealing with the erection and maintenance of the building.
- (6) In addition to any other requirements, the following conditions apply at any shaft head where explosives are delivered by a supplier -
 - (a) Explosives in different Compatibility Groups may not be kept simultaneously at the shaft head, except blasting explosives in Compatibility Group **B** which may be stored together with those in classes 1.4G and 1.4S;
 - (b) explosives must be lowered into the mine without delay after receipt at the shaft head; and
 - (c) no approved packaging may be opened at the shaft head.
- (7)
 - (a) Explosives destined for another shaft or delivery point, may not be conveyed to a shaft head with the shaft head's supply of explosives, except where the mine manager certifies that he or she has no objection to such arrangement.
 - (b) The certificate contemplated in paragraph (a) must be submitted to the inspector for the specific area.
- (8) The magazine master or his or her deputy, must personally accept the explosives delivered and record such delivery immediately.
- (9) Where an incorrect delivery is made or some or all of the explosives delivered are considered to be defective -
 - (a) the explosives must be returned to the supplier from which they were received if such supplier is within a 150 kilometre radius from the shaft head; or
 - (b) where such supplier is more than 150 kilometres away from the shaft head, the explosives must be placed in the back-up explosives magazine while awaiting further instruction from the inspector.

- (10) Incorrect deliveries or defective explosives must immediately be reported to an inspector.
- (11) These Regulations do not exempt a mine manager from any of his or her duties under any other legislation.

CHAPTER 10

STORAGE AND SALE OF EXPLOSIVES BY LICENSED DEALERS

Application for a licence to sell or deal and record keeping

- 43. (1) An application for a licence to sell or deal in explosives as contemplated in section 13(1) of the Act, must contain -
 - (a) the full name under which business is conducted;
 - (b) the type of explosives it intends to deal in; and
 - (c) the full physical address at which the business is to be conducted.
- (2) Every dealer in explosives must keep records in the manner and form that is required by the Chief Inspector and must make such returns as required by the Chief Inspector.

Storage of explosives

- 44. A dealer in explosives must keep his or her supply of explosives in explosives magazines that are erected, licensed and maintained in accordance with the provisions of the Act or in any other place licensed by the Chief Inspector in terms of these Regulations.

Supply of explosives

- 45. (1) A dealer in explosives may not supply explosives to any person who is unable to produce a permit or licence, issued to him or her by, or under the authority of the Chief Inspector.
- (2) (a) A dealer in explosives may not sell any explosives which have passed the expiry date or which are in any way damaged or

defective, unless written approval has been obtained from the Chief Inspector.

- (6) When any explosives in the possession of a dealer in explosives are found to be damp, exude liquid, or for any reason whatsoever, are suspected of being defective or unsafe, the explosives may not be sold, but the licensee must report the circumstances without delay to an inspector and the explosives must be disposed of as directed by the inspector.
- (3) Explosives, before being supplied or handed to any person, must be packed in accordance with the provisions of these Regulations.
- (4) No explosives may be sold, supplied or handed to any person under the age of 18 years or to any other person except in accordance with the requirements of these Regulations.

CHAPTER 11

USE OF BLASTING EXPLOSIVES

Registration of learner blasters

46. (1) Any person who intends to become a blaster **must** -
- (a) apply for registration as a learner blaster;
 - (6) submit to an evaluation on his or her theoretical knowledge relevant to explosives as required by the Chief Inspector;
 - (c) after being registered as a learner blaster, arrange to obtain sufficient practical experience in blasting techniques; and
 - (d) produce verifiable proof of such experience and submit to a further evaluation before being registered as a blaster.
- (2) (a) Application for registration as a learner blaster must be made in writing to an inspector and is subject to the applicant -
- (i) being in possession of a valid driver's licence;
 - (ii) submitting personal information as contemplated in regulation 4.
- (b) The evaluation criteria for registration as a learner blaster must be set by the Chief Inspector.

- (c) The Chief Inspector must register the applicant as a learner blaster and issue the applicant with a temporary registration number after the Chief Inspector is satisfied with the level of his or her knowledge.
- (d) If a learner blaster obtains practical experience under the supervision of a blaster, the manager of the blasting business where the learner blaster is employed must -
 - (i) advise the inspector in writing of where the learner blaster is employed, quoting the temporary registration number issued by the Chief Inspector to such learner blaster contemplated in paragraph (c);
 - (ii) ensure that the learner blaster is employed under an experienced blaster and gains practical experience for at least 60 shifts on all aspects of surface blasting including storage, transport, marking and drilling of holes, blast patterns, charging, stemming, initiation methods, testing of circuits, precautionary measures, examination after a blast, misfires, disposal and destruction; and
 - (iii) keep a record of the number of shifts worked by the learner blaster and the type of work carried out.
- (3) The blasting manager must advise the Chief Inspector -
 - (a) of the termination of the employment of a learner blaster before his or her practical experience is completed;
 - (6) the reasons for such termination; and
 - (c) submit the record kept in respect of the learner blaster contemplated in sub-regulation (2)(d)(iii) to the Chief Inspector.

Registration of blasters

47. (1) Competency evaluation for registration as a registered blaster as required by the Chief Inspector, must be conducted by an inspector with the assistance of not more than ~~two~~ external examiners, or without the assistance of an external examiner.
- (2) The applicant must submit the record or certified copy thereof kept in terms of regulation (2)(d)(iii) which must contain the temporary registration number issued by the Chief Inspector and be signed by the blasting manager.

- (3) The Chief Inspector may determine any additional training and experience required and proper training and experience in other countries may be taken into account.
- (4) The inspector in charge at an examination must register a successful applicant with the Chief Inspector as a registered blaster and a permanent registration number must be issued by the Chief Inspector to him or her.

Issuing of blasting permits

48. (1) A registered blaster may apply for a blasting permit for general surface blasting activities.
- (2) An application for a blasting permit contemplated in sub-regulation (1) must be made by the registered blaster in accordance with Annexure "D".
- (3) When an inspector is unsure of the exact site where blasting is to be conducted, he or she may require a site plan indicating the exact location from the applicant.
- (4) A blasting permit issued by an inspector is valid only for the activities and the place stipulated in the permit, and for a period required to complete such activities.

Specialised blasting

49. (1) Blasting activities including, but not limited to -
- (a) the demolition of multi-storey buildings and structures;
 - (b) underwater blasting;
 - (c) explosive forming;
 - (d) furnace blasting; and
 - (e) new and specialised blasting and initiation techniques,
- may require additional theoretical and practical experience.
- (2) The Chief Inspector may determine any additional training and experience required and proper training and experience in other countries may be taken into account.

Responsibilities of the chief executive of a blasting business

50. (1) A blasting business must be registered with the Chief Inspector in accordance with regulations 3 and 4.
- (2) The chief executive of a blasting business must -
- (a) appoint blasting managers, blasters and blaster assistants as are necessary to carry out the blasting activities of the business;
 - (b) ensure that the blasting manager and blaster are supplied with all the assistance, means, special clothing, equipment and instructions to carry out their duties safely and in accordance with the Act and these Regulations;
 - (c) in relation to the risk associated with the blasting activities and the endangerment of life and property, obtain adequate insurance cover;
 - (d) assist the blasting business to carry out its duties and responsibilities;
 - (e) take all reasonable steps to ensure that the provisions of the Act and these Regulations are adhered to by every employee who performs any work in relation to the transport, storage, use and handling of explosives;
 - (f) together with the blasting manager, foreman blaster and blasters, enforce compliance with these Regulations in the areas where the blasting business is in operation;
 - (g) ensure that all employees of the blasting business are instructed in writing with regard to the scope of their authority and responsibilities;
 - (h) supply the necessary means to the blasting manager to maintain equipment in good and proper condition and obtain all information required for safe blasting activities;
 - (i) ensure that sufficient blasting managers are appointed to supervise the blasting activities safely and efficiently; and
 - (j) ensure that all records, recommendations, plans and any other information relating to blasting activities are kept for a period of at least three years after closure of the operation or for longer if so required in writing by the Chief Inspector.

Blasting managers

51. (1) The appointment of a blasting manager contemplated in regulation 50(2)(a) must be registered with the Chief Inspector.
- (2) A blasting manager must have a thorough knowledge of -
- (a) the Explosives Act and Regulations as well as of any other legal requirements regarding the safety of the public and workers on or near a blasting site;
 - (b) characteristics of explosives, initiating systems; and
 - (c) blast calculations, site planning and drilling patterns.
- (3) A blasting manager must -
- (a) ensure that foreman blasters, blasters and blaster assistants, carry out their work in a safe and responsible manner;
 - (b) ensure that all equipment, required by these Regulations, are maintained in a good and proper working condition;
 - (c) ensure that records kept in accordance with these Regulations regarding the storage and transport of explosives used in connection with the blasting activities, are properly kept and after completion of a particular activity, are submitted to the chief executive officer or representative;
 - (d) reprimand any person who behaves in a manner detrimental to the safety and security of life and property at a blasting site, and if necessary remove or have such person removed by the South African Police Service; and
 - (e) immediately report any incident and action taken in terms of paragraph (c) to an inspector.
- (4) When a blasting manager intends to introduce a new or different blasting method or technique, he or she must -
- (a) consider the effect that any such changes in the blasting method or technique may have on the safety of the blasting activities;
 - (b) fully inform the blasters of the changes envisaged;
 - (c) ensure that such blasters will be aware of the implications of such changes;
 - (d) ensure that the blasters are satisfied with such changes;

- (e) ensure that the blasters are confident and competent to carry out the changes safely; and
 - (f) keep a record of any objection a blaster may have against the introduction of the changes envisaged.
- (5)
 - (a) The blasting manager must instruct a blaster of the scope of his or her duties.
 - (b) The instruction must be made in writing, signed by the blaster manager and the blaster, and the original must be kept by the blasting manager.
 - (c) A blaster may refuse to carry out instructions given by the blasting manager if he or she considers such instructions to be outside his or her competency, or if there may be additional risks to the blasting activities.

Foreman blasters

52.
 - (1) At a site where more than one blaster is employed, the blasting manager must appoint one of the blasters to act as the foreman blaster.
 - (2) The appointment contemplated in sub-regulation (1) must be made in writing in the form of a letter signed by the foreman blaster and the blasting manager, and the original letter of appointment must be kept by the blasting manager.
 - (3) The foreman blaster must -
 - (a) during charging activities, ensure that one blaster, with his or her supply of explosives, does not approach closer than 10 metres to another blaster and his or her supply of explosives; and
 - (b) personally supervise the initiation or firing of all explosive charges.

Blasting advisers

53.
 - (1) A blasting adviser must -
 - (a) be in possession of a relevant engineering or science degree or diploma;
 - (b) be registered with the Chief Inspector; and

- (c) submit his or her personal particulars as contemplated in regulation 3 and proof of his or her educational qualifications; and
 - (d) show proof of practical experience in the field of explosives and blasting.
- (2) A blasting adviser may not issue any instructions to a blasting manager, foreman blaster or blaster, but may merely advise, and must -
 - (a) consider the consequences and implications of any advice he or she may give regarding blasting methods and techniques;
 - (b) submit any advice in writing to the chief executive or blasting manager of a blasting business; and
 - (c) with the permission of the blasting manager, inform blasters of the effect and advisability of -
 - (i) introducing different or new blasting methods and techniques;
 - (ii) the manner in which the different or new blasting methods and techniques are to be applied; and
 - (iii) the effects that such blasting techniques and methods changes may have on the safety of the blasters, blaster assistants, members of the public and property.

Blasting records and contingency plans

- 54.** (1) A blaster must keep a contemporaneous written record as required by the Chief Inspector, of every blast he or she sets off.
- (2) A blaster must be in constant attendance while work involving excavating, drilling or the use of a breaker is being carried out at the blasting site.
- (3) When blasting activities are to be conducted within 500 metres of any structure or service, the blasting manager must -
- (a) in co-operation with the owner or controlling authority of any such structure or service, prepare a contingency plan which must address -
 - (i) any additional safety measures to be taken;

- (ii) measures to mitigate any harmful effects caused by the blasting operation; and
 - (iii) arrangements for stand-by services, temporary closures, and emergency repairs.
- (6) ensure that the contingency plan contemplated in paragraph (a) is eo-signed by the owner or controlling authority;
- (c) keep the contingency plan in accordance with these Regulations.
- (d) ensure by using recognised formulae or by employing the service of experts in the field, that no damage will be caused by blasting vibration;
- (e) advise the inspector for the specific area in writing of the intention to conduct such activities; and
- (f) supply the blasting foreman and each blaster concerned with a copy of the documents required as contemplated in paragraph (a).

Handling and storage of explosives at blasting sites before charging

- 55.** (1) Explosives must not be drawn from any explosives magazine or supplier and taken to a blasting site until all the holes for the blasting have been drilled, finally checked and found to be suitable for charging activities to commence.
- (2) The blaster must make a realistic estimate of his or her requirements of explosives for the blasting and ensure that the correct quantities, sizes and types, are ordered in writing, from the explosives magazine or supplier in writing.
- (3) The person collecting the explosives must ensure that the correct quantities, sizes and types as stated on the order are obtained from the explosives magazines or supplier.
- (4) Any explosives not used at the blasting site, must after obtaining permission from an inspector, be either -
- (a) returned to an explosives magazine if available; or
 - (6) if no explosives magazine is available, be destroyed according to safe procedures determined by the explosives manufacturer.
- (5) (a) Only a blaster, or a learner blaster working under the direct and constant supervision of the blaster, may use explosives or prepare them for use.

- (b) No person may handle explosives at or near a blasting site unless he or she is acting under the instructions and direct and constant supervision of a blaster.
 - (c) Once explosives are on site, a blaster may utilise only those blaster assistants necessary to comply with these Regulations and ensure that all persons not assisting, have withdrawn to a safe place.
 - (d) ~~Where a blasting operation is of such a size or nature~~ as to require charging up over more than one day, permission must be obtained from an inspector, and the blasting manager must arrange in advance of such an operation for the guarding of the site to the satisfaction of the inspector.
- (6) Every blaster must have in his or her possession, at blasting sites, two containers, as specified by the Chief Inspector -
- (a) In one container a blaster must keep his or her immediate requirements of explosives in Compatibility Group D and in the other container his or her blasting accessories in Compatibility Groups B and G until required for use;
 - (b) the containers must be kept securely locked at all times except when it is necessary to place explosives therein, during charging activities or when the containers or their contents are being inspected;
 - (c) the keys of the containers must be kept by the blaster;
 - (d) not more than 25 kilograms of explosives in Compatibility Group D and one reel of detonating cord or five kilograms of blasting accessories in Compatibility Groups B and G may be kept in the containers at any given time;
 - (e) the containers, when containing explosives, must be kept in a safe and dry place and not less than ~~two~~ metres from each other or from a hole that is being charged and not less than 10 metres from any other blasting activities in progress; and
 - (f) the blaster may not place or allow any other materials or any implements or tools to be placed in the said containers.

Drilling and charging of holes

56. (1) A blaster must ensure that the holes are drilled at the places marked with wax crayon or paint by him or her.

-
- (2) No person may drill or permit any hole to be drilled, or use, or permit the use of a breaker, closer than 150 millimetres to any socket or in such a direction as to approach closer than 150 millimetres to any socket, nor may any person deepen or permit to be deepened, any hole which has been left unplugged.
 - (3) Immediately after a hole has been drilled to the desired depth, the person responsible for the drilling, must plug it effectively and the plug may not be removed, except for the purpose of inspection, or until the hole is required to be charged.
 - (4) Only a blaster who indicates where the holes must be drilled, may charge such drill holes, except with the written permission of an inspector, the charging of the drill holes may be done by another blaster appointed by the blasting manager.
 - (5) Explosives which are visibly damaged, may not be used in the charging of a drill hole.
 - (6) All drill holes must be large enough to admit the free insertion of explosives.
 - (7) All drill holes charged with explosives must only be stemmed with clay, sifted earth, fine sand, water or any other material approved by the Chief Inspector.
 - (8)
 - (a) Stemming may not be allowed to come between blasting cartridges, charged into a blast hole, except when detonating cord or shock tube assemblies are used for initiating the charge.
 - (b) Tamping may be done only with properly constructed wooden rods or other approved rods.
 - (c) The rod contemplated in paragraph (b) must -
 - (i) fit easily in to the drill holes to be charged;
 - (ii) be kept clean and free from grit; and
 - (iii) the ends must be kept cut off square.
 - (d) No excessive force may be used during tamping activities and explosives may not be subjected to blows.
 - (e) No person may extract or attempt to extract explosives from a drill hole once it is charged.
 - (9)
 - (a) Primed cartridges may be made only as required for immediate use for each round of blasting and in their making, a detonator may not

be inserted into the explosives without first having made a hole of sufficient diameter and depth in the cartridge, with a primer piercer of non-ferrous metal.

- (b) The detonator must be securely fastened by the blaster to the cartridge in such a manner that it cannot pull out from the cartridge when the primed cartridge is lowered into the hole.
- (10) (a) A blaster may charge only the drill holes that he or she intends firing at the next blast and he or she may not start preparing the charges until all persons not assisting have been removed to a safe place.

(b) The charges must be fired as soon as possible after charging activities are completed.

(c) Once explosives are on site, a blaster may use only those blaster assistants necessary to comply with the regulations of this Chapter.
- (11) (a) When blasting in any built-up area, a blaster must -

 - (i) use only an instantaneous electric detonator in conjunction with detonating relays or short period (millisecond) delay action electric detonators, in both cases with detonating cord which must extend down the full depth of each hole, for initiating the charge; or
 - (ii) use shock tube assemblies of suitable design; and
 - (iii) cover the drill holes effectively by means of suitable material so as to prevent any debris being projected into the air.

(b) When blasting in any built-up area where persons are likely to gather, a blaster must, unless specially exempted in writing by an inspector, ensure that the site is completely boarded up to a height of at least two metres on all sides facing the streets.
- (12) (a) When deeper drill holes or a large number of drill holes are charged, the required explosives and detonating cord may not be kept at one point on the blasting site, but must be distributed in piles of unopened cases or cartons of not more than 250 kilograms each and placed under continuous guard.

(b) The piles contemplated in paragraph (a) may not be less than 20 metres from each other or from a drill hole being charged and not less than 500 metres from any other work in progress or from any inhabited buildings.

- (c) Not more than 25 kilograms of blasting explosives and one reel of detonating cord, may at any time be at a drill hole being charged.
- (13)
 - (a) In all drill holes deeper than three metres, the charges must be initiated only by means of detonating cord or shock tube assemblies.
 - (b) The end of the detonating cord or the detonator of the shock tube assembly contemplated in paragraph (a), must be firmly attached to the primed cartridge and the cartridge pushed down until it rests at the bottom of the drill hole.
 - (c) Before any further cartridges are charged, the detonating cord contemplated in paragraph (a) must be cut off from the reel at a point not less than 150 millimetres beyond the collar of the hole and the reel must be removed to a safe place not less than two metres from the drill hole.
 - (d) The cut end of the detonating cord must be firmly anchored to prevent it from slipping down the drill hole.
- (14) When blasting pole holes, and in other similar work where the drill holes have no free face to which the explosives can break except the surface, detonating cord or shock tube assemblies must be used for firing the charge.

Use of electric or electronic initiation

57. (1) A blasting manager, blaster or foreman blaster must ensure that where any form of electric or electronic initiation is used -
- (a) a shot exploder is available and is securely kept so that it cannot be used prematurely;
 - (b) the key, link or other device, isolating the power source, is kept on the person of the blaster or foreman blaster in charge, and only installed when ready to fire;
 - (c) a suitable apparatus for testing the continuity or resistance of circuits or both such continuity and resistance of circuits, as the case may be, is available in proper working order;
 - (d) individual electronic or electric detonators or other electrically initiated articles as well as complete circuits are tested for continuity or resistance or both such continuity or resistance in a safe manner, prior to a blast; and

- (e) immediately after a blast, the key, link, or other device isolating the power source, is removed and kept by the blaster or foreman blaster.
- (2) When using electric detonators a blaster must -
- (a) use only a firing cable which is in good condition and of sufficient length to provide for the firing of charges from a safe distance and ~~also ensure that the cable cannot come into contact with any other cable or electrical apparatus;~~
 - (b) ensure that the ends of the firing cable are shorted at all times other than when they are connected to the shot exploder;
 - (c) personally connect the firing cable to the initiator wires of any charge or charges only after he or she has completed all firing preparations;
 - (d) not connect the firing cable to the terminals of the shot exploder until immediately before firing; and
 - (e) ensure, by using appropriate equipment, or by employing the services of experts in the field of the use of explosives, that, at the place where he or she intends using them, such detonators cannot be initiated by any electromagnetic waves which may be generated from any radar, power line, radio, television, or other transmitter, or in any other manner.

Precautions before firing charges

58. (1) Before firing a charge, a blaster **must** -
- (a) take every precaution, including use of covering materials to control fly-rock, to prevent possible injury to persons or damage to property;
 - (b) give audible warning with a siren at least three minutes before a blast is fired and the blast must be fired immediately after the period of three minutes;
 - (c) place a notice board at all access points to the blasting site on which the following words: "Danger - Blast Area - Keep **Out**" in English and another official language appears in block letters not less than 100 millimetres in height, on a contrasting background.
 - (d) place a trained person carrying a red flag with dimensions of 600 mm by 600 mm at each point of access at a distance beyond the probable danger zone to stop persons from approaching; and

- (e) ensure that all persons are withdrawn from the danger zone to a place well beyond the probable range of flying debris or to a safe shelter.
- (2) A blaster may not fire a charge while any person is within the probable range of flying debris.
- (3) A person within the danger zone must withdraw to a place beyond the probable range of flying debris or to a safe shelter immediately upon hearing the siren contemplated in paragraph (1)(b).
- (4) A person who, after being warned in accordance with paragraphs 1(b), (c) and (d), approaches closer to the blasting site, is guilty of an offence.

Responsibilities of blasters after firing charges

59. (1) A blaster, after charges have been fired as contemplated in regulation 56(10)(b) -
- (a) may not enter or allow any person to enter the site in which such firing has occurred, until the fumes caused by the explosion have dissipated;
 - (b) may not allow or permit any persons except those necessary to assist him or her in making the blasting site safe, to enter or approach such blasting site until he or she has personally made an examination of the blasting site for misfires, exposed explosives, dangerous ground and has taken all reasonable steps to make the blasting site safe;
 - (c) must carefully examine the blasting site for misfires while the debris is being cleared and must personally instruct the persons engaged in clearing the broken rock to report immediately to him or her the discovery of any explosives, electrical wires, cords, fuses or tubing that may indicate a misfire and he or she must carefully trace such wires, cords, fuses, or tubing to determine whether a misfire occurred;
 - (d) must clean and examine the site where blasting has taken place with a view to locating drill holes and must examine every exposed drill hole to determine whether it is a misfire or a socket;
 - (e) must place a guard or guards to prevent any person who is not under his or her direct control or supervision from entering the blasting site until the debris has been cleared and the provisions of paragraph (d) have been complied with; and

- (f) must if the debris cannot, for whatever reason, be cleared on the same day of the blast, ensure that a guard is placed until such clearance can be done and notify the inspector for the specific area accordingly.
- (2) At any blasting site where explosives have been used the blaster must -
 - (a) after examining and cleaning exposed drill holes, plug the sockets with plugs painted red;
 - (b) ensure that the plugs contemplated in paragraph (a) are not removed except temporarily for the purpose of inspection, until all other drill holes in the immediate vicinity are charged, or until all work in connection with the excavation is completed;
 - (c) remove or cause to be removed, all loose rock or ground to a distance of at least ~~two~~ metres around the place where a hole is to be drilled with the purpose of locating misfires and sockets;
 - (d) mark clearly with wax crayon or paint the holes to be drilled, indicating the position of the drill holes and the direction in which they must be drilled; and
 - (e) before allowing the use of breaker, remove all loose rock or ground to a distance of at least ~~two~~ metres around the place where the breaker is to be used, with the purpose of locating misfires and sockets.
- (3) No explosives found amongst the debris after a blast may be loaded into a blast hole but must be collected by the blaster immediately and placed in two separate containers for old explosives as determined by the Chief Inspector, prior to destruction.

Handling of misfires

- 60.** On locating a misfire, a blaster must immediately withdraw all persons from the site, except those necessary to assist him or her, and thereafter the blaster must -
- (1) remove the stemming carefully with an instrument of non-sparking material, preferably with the use of water, to expose the charge;
 - (2) place a fresh primed cartridge on top of the charge which he or she must fire subject to the provisions of regulation 58; or
 - (3) cause a hole to be drilled under his or her personal supervision, parallel to, at least 150 millimetres deeper than, and not closer than one metre to, the misfire;

- (4) charge and fire the drill hole; and
- (5) recover any explosives exposed or thrown from the misfire.

General safety and security at blasting sites

61. (1) On the approach of or during a thunderstorm, a blaster must suspend all blasting activities and ensure that no person remains within an area where he or she may be injured by the accidental initiation of explosives.
- (2) Explosives may not be used between sunset and sunrise except with the written permission of an inspector and under conditions determined by the inspector.
- (3) (a) No person may -
- (i) keep, carry, handle, or use any explosives within 15 metres of a fire or flame;
 - (ii) produce a flame or smoke in or about any place where explosives are being kept, carried, handled or used; or
 - (iii) produce a flame within 15 metres from explosives except that on a confined site in built-up areas near streets, the distance contemplated in sub-paragraph (i) may be reduced to 10 metres, but warning notices with prominent red letters not less than 75 millimetres high on a white background, warning persons against smoking or producing a flame, must be displayed on the site.
- (b) Every person on a blasting site or at any other place where explosives are being used or prepared for use, must refrain from any action which may cause a fire or explosion and any person who fails to comply with an instruction given in the interests of safety by a blasting manager, foreman blaster or blaster, is guilty of an offence.
- (4) (a) No person suspected to be under the influence of intoxicating substances or narcotics may handle or attempt to handle explosives.
- (b) The blasting manager and blaster must take all reasonable steps to prevent a person suspected to be under the influence of intoxicating substances or narcotics from handling, approaching or remaining within the vicinity of explosives.

- (5) (a) A blaster must take all reasonable measures to safeguard all persons who may be at or within the area of his or her blasting site against accidents, whether such persons are under his or her direct supervision or not.
- (b) (i) No person may do work or allow work to be done which involves excavating, drilling or the use of a breaker at any place where explosives were used, unless a blaster is in attendance.
- (ii) The chief executive or the blasting manager must advise the blaster of the activities involving explosives previously carried out on the site and make any documentation pertaining thereto available.
- (6) Any person who obstructs or hinders any blasting manager, foreman blaster or blaster in the execution of his or her duties, or who fails to comply with the lawful instructions given in terms of these Regulations, is guilty of an offence.
- (7) (a) No person may bury, submerge, hide, abandon or tamper in any way with explosives or any container containing explosives.
- (b) No person in charge of explosives may -
- (i) relinquish control over such explosives until some other person lawfully accepts control thereof or until such explosives are placed in an explosives magazine as provided for in these Regulations and such explosives magazine has been securely locked;
- (ii) leave explosives unattended; or
- (iii) tamper in any way **with** explosives or any container containing explosives.

Responsibilities of inspectors and blasting managers to ensure safety

62. (1) An inspector must prohibit or restrict the use of explosives in places where, owing to the close proximity of buildings or other works, he or she reasonable believes that the blasting activities may endanger life or property.
- (2) (a) If an inspector has reason to believe that a blaster -
- (i) executes his or her duties in a manner that endangers the safety of life or property; or

- (ii) suffers from any infirmity likely to hamper him or her in the discharge of his or her duties;

the inspector must immediately suspend as contemplated in regulation 6(4) the permit of such blaster: Provided that such suspension does not cause any danger to life and property.

- (6) The inspector must, without delay, report the incident and the actions he or she has taken as contemplated in Chapter 1, to the Chief Inspector.
- (3) (a) If during blasting activities a blasting manager or inspector has reason to believe that a blaster may be under the influence of an intoxicating substance, which may affect his or her judgement, such manager or inspector must immediately suspend such blasting activities and cause the blaster to discontinue working with or near explosives;
- (6) the blaster as contemplated in paragraph (a) must be instructed to immediately undergo an appropriate examination by a medical practitioner or registered nurse; and
- (c) the blaster's permits must be surrendered to the inspector who must report the incident to the Chief Inspector.
- (4) (a) If the chief executive or a blasting manager terminates the services of a blaster or restrains a blaster from carrying out his or her duties as a blaster, such executive or blasting manager must notify the Chief Inspector without delay of such termination and restrain, and the reasons therefore;
- (6) The notification contemplated in paragraph (a) must be confirmed in writing;
- (c) The blasting permit issued to the blaster contemplated in paragraph (a) must be surrendered to an inspector.

Special provisions

- 63. Any explosives for the use of which provision is not made in the regulations of this Chapter, may be used only in such manner and under such conditions as may be determined, in writing, by the Chief Inspector.

CHAPTER 12

ACCIDENTS AND INCIDENTS

Accidents and incidents

64. (1) A person in charge of -
- (a) an explosives magazine;
 - (b) the transporting of explosives; or
 - (c) premises and sites where explosives ~~are~~ -
 - (i) manufactured, stored, handled, used or dealt with in terms of the Act; or
 - (ii) dealt with or used in terms of the Firearms Control Act, 2000 (Act No. 60 of 2000),
- must report in writing, the full particulars of any accident or incident pertaining to safety and security immediately, to the Chief Inspector and the inspector for the specific area, regardless the said accident or incident caused the death of, or injury to persons or damage to property, or not.
- (2) 'The place where an accident or incident occurred may not be disturbed before the arrival, or without the ~~consent~~ of the inspector for the specific area, unless such disturbance is unavoidable to prevent further accidents, or to remove persons from immediate danger or to assist injured persons.
- (3) An inquiry in terms of section 33(1)(k) of the Act must be held of any accident or incident.

CHAPTER 13

TRESPASS

Definition

65. For the purpose of this Chapter -

“**explosives manager**” means a person appointed in terms of regulation 12(1) of the Explosives Regulations, 2003, to the Occupational Health and Safety Act,

1993 (Act No 85 of 1993), as published in Government Gazette **24272** of **17** January **2003**.

Prohibition of entrance to certain premises without authorisation

66. (1) No person may be within the fence surrounding any explosives manufacturing workplace or danger building, or group of danger buildings, within the premises of an explosives manufacturing workplace, and may not approach within 50 metres of the danger building or danger buildings, as defined in the Occupational Health and Safety Act, **1993 (Act No 85 of 1993)** unless he or she is authorised thereto by the owner or occupier of such explosives manufacturing workplace.
- (2) No person may enter any explosives magazine or pass within the fence or mound of an explosives magazine, except with the permission of the magazine master or licensee of the explosives magazine.
- (3) No person may enter any premises where, under the Act or these Regulations, explosives are kept, stored, used or manufactured, except with the permission of the occupier, or the person in control, as the case may be.

Access control at explosives manufacturing workplaces

67. (1) In every explosives manufacturing workplace, the explosives manufacturing and storage sections and so much of the land surrounding them as are shown on the official site plan, must be fenced in and is known as the danger area of the explosives manufacturing workplace.
- (2) Entrance to a danger area may be made only through a gate stipulated by the explosives manager, as contemplated in regulation **12(1)** of the Explosives Regulations, **2003** to the Occupational Health and Safety Act, **1993**.
- (3) Any person entering a danger area must submit to being searched by a person authorised thereto by the explosives manager.
- (4) A register must be kept of every person entering or leaving a danger area together with the time he or she enters and leaves.
- (5) The gatekeeper, security guard or other person authorised by the explosives manager must identify and record the entrance and exit of any person entering, leaving or found in the danger area.

- (6) Any person entering or leaving a danger area must submit to being searched by the gatekeeper, security guard or other person authorised thereto by the explosives manager.

CHAPTER 14

APPEAL BOARD

Appeal board

- 68.** (1) An Appeal Board is hereby established.
- (2) The seat of the Appeal Board is in Pretoria.
- (3) The Appeal Board comprises at least three persons appointed on an ad hoc basis by the Minister and the Minister may appoint any person with special knowledge as member of the Appeal Board to assist it in a specific appeal or to advise the Appeal Board.
- (4) (a) The period of office, remuneration, allowances and other terms and conditions of office of the members of the Appeal Board are determined by the Minister with the approval of the Minister of Finance.
- (6) The Minister may at any time withdraw the appointment of a member of the Appeal Board if there is sufficient reason for doing so.
- (c) A member of the Appeal Board may resign by notice in writing to the Minister.
- (5) The Appeal Board must decide any appeal lodged in terms of these Regulations.
- (6) Members and additional members of the Appeal Board may be re-appointed.
- (7) Whenever a member or an additional member of the Appeal Board is absent due to illness or for any other reason, the Minister may appoint an additional member.
- (8) (a) The Minister must nominate a member of the Appeal Board as chairperson of the Appeal Board.

- (6) The chairperson must have a legal qualification and must have practised as an attorney or an advocate for at least five years.
- (9) The chairperson determines the times when the Appeal Board meets and the procedures to be followed at such meetings.
- (10) (a) For the purposes of a meeting of the Appeal Board, the chairperson and a member or an additional member will constitute a quorum.

(b) The Appeal Board must determine the rules to govern its proceedings.

(c) A record of proceedings must be kept by the chairperson.

(d) The decision of the majority of the members present at a meeting of the Appeal Board constitutes a decision of the Appeal Board: Provided that in the event of an equality of votes on any matter, the chairperson of the Appeal Board has a casting vote in addition to his or her deliberative vote.
- (11) A member of the Appeal Board may abstain from voting and such abstention must be noted.
- (12) Additional evidence may be adduced by the chairperson of the Appeal Board in order to come to a just and equitable finding.
- (13) The administrative work relating to the functions of the Appeal Board must be performed by employees or persons employed by the State.

CHAPTER 15**EXPLOSIVES TESTING, AUTHORISATION, CLASSIFICATION AND
QUALITY ASSURANCE****Competent Authority**

- 69.** The Chief Inspector is the Certifying Authority and the Competent Authority where these terms are used in any specification, code or recommendation on explosives.

Registration of testing facilities

- 70. (1)** Unless otherwise provided for, explosives may only be analysed or tested at -
- (a)** the Forensic Science Laboratory of the South African Police Service;
 - (b)** testing facilities registered with the Chief Inspector.
- (2)** A testing facility -
- (a)** must conform to the requirements of SANS/ISO/IEC 17025: as listed in Annexure "K";
 - (b)** may consist of one or more laboratories, testing ranges or similar facilities.
- (3)** To register a testing facility the owner must submit to the Chief Inspector -
- (a)** Sufficient proof of conformance referred to in sub-regulation **(2)(a)**;
 - (b)** the name under which the facility will operate;
 - (c)** the physical address of the facility;

- (d) a description of each part of the facility, together with such facility and construction plans as the Chief Inspector may require;
 - (e) the nature of tests to be carried out;
 - (f) the types of substances and articles to be tested;
 - (g) restriction to be placed on the quantities of explosives at the facility;
 - (h) restriction to be placed on the number of persons at each facility;
 - (i) the name, physical address, occupation, qualifications and identity number of the person in charge of the facility, who will be responsible to ensure compliance with these Regulations and the conditions attached to the accreditation.
- (4) If the facility or part thereof is of a mobile nature, such further information as required by the Chief Inspector must be submitted.
- (5) Where a testing facility is part of an explosives manufacturing workplace, the owner is exempted from sub-regulation (3): Provided that a copy of each of the approved plans and the applicable licence schedules of the testing facility are submitted to the Chief Inspector;
- (6) When the Chief Inspector is satisfied with the information submitted, he or she must advise the applicant in writing of the registration of the testing facility.
- (7) The Chief Inspector, an inspector or an officer of the Forensic Science Laboratory of the South African Police Service, may inspect the facility at any reasonable time.

Applications to authorise an explosive

71. (1) Any person who intends to -
- (a) have a new explosive substance or article listed as an authorised explosive;

- (6) modify an existing authorised explosive;
- (c) change the chemical and/or physical properties of an authorised explosive;
- (d) register an explosive article or substance which is not listed in SANS 10228, as a not otherwise specified article or substance; or
- (e) re-register an existing authorised explosive under another UN Number or Class,

must submit an application, in writing to the Chief Inspector,

(2) In his or her application to the Chief Inspector, the applicant must state -

- (a) whether it is intended to manufacture such explosive article or substance in the Republic or to import it, and -
 - (i) in the case of a local manufacturer, the full address of the factory;
 - (ii) in the case of import, the official number allocated to the explosives magazine where the explosives will be stored and the name and physical address of the licensee of the explosives magazine, or where no explosives magazine is available, the physical address and description of the premises where it is intended to keep such explosives and the name and address of the owner of such premises;
- (b) Particulars of -
 - (i) the composition of the explosive;
 - (ii) the intended use of the explosive;
 - (iii) the trade name of the explosive;
 - (iv) the limiting percentages of each of the ingredients of the explosive;

- (v) any substitutes which may require approval by the Chief Inspector for any specific ingredient; and
 - (vi) in the case of an article, a drawing thereof, including its dimensions.
- (c) Where the explosive is encapsulated in a cartridge, tube, shell or the like; a description of the material in which the explosive is to be encapsulated, its size and the quantity of explosive in each article.
- (d) Details of the packaging suggested to be used for the substance or article.
- (e) Application must be made on the prescribed form (Annexure "J").

Testing of explosives

- 72.** (1) The Chief Inspector may require the substance or article to be subjected to any or all of the recommended tests laid down in the UN Test Manual, and to any other standard, test or analysis included in Annexure "K" to these Regulations, of which the cost involved in such tests or analyses will be borne by the applicant.
- (2) Any tests or analyses must be carried out by -
- (a) the Forensic Science Laboratory of the South African Police Service; or
 - (b) a test facility registered by the Chief Inspector; and
 - (c) the Chief Inspector may require the tests or analyses to be carried out in the presence of an inspector or an officer of the Forensic Science Laboratory,
- (3) The Chief Inspector may approve the use of an alternative test method instead of the recommended test described in the UN Test Manual .
- (4) (a) The test and analysis results must be submitted to the Chief Inspector together with any recommendation by the testing facility

regarding the classification, UN Number and Compatibility Group of the substance or article.

- (b) On receipt of the results and the recommendations, the Chief Inspector may request the applicant to submit any further information which the Chief Inspector may require.
- (c) The Chief Inspector may accept the results obtained which have lead to the acceptance of the UN classification of a substance or article, by the Competent Authority of another country, provided that the tests have been carried out in accordance with the UN Test Manual or another method acceptable to the Chief Inspector.

Authorisation of explosives

- 73.** (1) After deciding on the application, the Chief Inspector must advise the applicant in writing of his or her decision, and if the application is approved, of the UN Number and the Class he or she allocated to the substance or article in the form of a ZA-X certificate as set out in Annexure "L".
- (2) (a) The Chief Inspector must allocate a specific ZA-X number to each authorised explosive substance or article.
 - (b) If in accordance with regulation 72(4)(c) a substance or article is classified by the Competent Authority of another country, the reference number issued by that Competent Authority and the date of issue must be recorded on the ZA-X certificate.
 - (c) The Chief Inspector must maintain an electronic register of all authorised explosives.
 - (d) The register must form the basis of the List of Authorised Explosives, as set out in Annexure "M".
- (3) For the purpose of carrying out field trials, the Chief Inspector may issue a provisional authorisation under such conditions as he or she may deem necessary.

Expiry of explosives .

74. (1) Manufacturers and importers of explosives must determine a period for which their products may be safely stored and used, based on tests, analyses and industry norms and standards.
- (2) The Chief Inspector must, if convinced by a fully motivated application, that the period referred to in sub-regulation (1) is realistic and does not compromise safety or security in any way, approve such period.

Compliance and quality control

75. (1) (a) The Chief Inspector may from time to time require a manufacturer or importer to carry out or have such tests and analyses carried out as the Chief Inspector may deem necessary to ensure that the authorised explosives manufactured or imported by them still qualify for the UN Number and Class allocated to it.
- (b) The results of such tests or analyses must be reported in writing to the Chief Inspector.
- (2) An inspector may take samples of any authorised explosive, at any place, to enable the Chief Inspector to ascertain whether the substance or article still qualifies for the UN Number and Class allocated to it.
- (3) (a) The Chief Inspector may withdraw an authorisation -
- (i) on request of the manufacturer or importer.
- (ii) when the Chief Inspector is satisfied that analyses or test results show that the substance or article no longer complies with the requirements set out in the authorisation.
- (b) The Chief Inspector must inform the manufacturer or importer in writing of the withdrawal and must amend the List of Authorised Explosives accordingly.
- (4) (a) Manufacturers and importers must ensure that all explosive substances and articles manufactured or imported by them are subject to quality assurance control in accordance with SANS/ISO

9001/2000 or similar quality control systems recognised by SANAS and accepted by the Chief Inspector.

- (6) Manufacturers and importers must keep a **written** record of substances and articles manufactured or imported by them, containing the following -
 - (i) The test and analysis methods used for quality assurance;
 - (ii) the frequency at which such tests and analyses will be carried out;
 - (iii) the arrangements made for carrying out such tests and analyses; and
 - (i) the results of all such tests and analyses.
 - (c) The Chief Inspector, an inspector or an officer of the Forensic Science Laboratory of the South African Police Service, may inspect such records and the premises where the tests or analyses are carried out at any reasonable time.
- (5) (a) An inspector may take samples of any explosive, or a substance or article suspected of being an explosive, or explosive component at any place to enable the Chief Inspector to ascertain whether such explosive, substance or article is indeed an explosive in terms of the Act.
- (b) The cost of any tests carried out under these regulations must be borne by the manufacturer or importer.

Authorised explosives database

76. The database as contemplated in section 18 (2) of the Act, kept by the Chief Inspector must contain the following information -
- (1) Digital images or photographs or both such digital images and photographs of the inner and outer packaging, the explosive itself as well as the manner in which the explosive is packed in the inner packaging;

- (2) Information and the dimensions of the inner and outer packaging and any other wrapping or containing materials; and
- (3) Information and the dimensions of logos and markings as well as the colour and specific warnings appearing on all packaging material and the position thereof.

CHAPTER 16

FIREWORKS

Definitions

77. For the purpose of this Chapter -

“amorces” means consumer fireworks which is a cap designed for use in toys, which comprises of a paper envelope containing a dot of impact-sensitive pyrotechnic composition and which forms part of a roll;

“Cap” means consumer fireworks, (including amorces) designed for use in toys which comprises of a non-metallic envelope or cup containing a dot of impact-sensitive pyrotechnic composition and which produces a report when it is hit;

“consumer fireworks” means fireworks in Class 1.4G UN 0336, suitable and intended for use by persons of the age of 16 years or older, for the exclusive use within the boundaries of their private properties, and **“shopgood fireworks”** and **“domestic fireworks”** have a similar meaning;

“cracker snap” means firework -

- (1) which comprises of ~~two~~ overlapping strips of cord or paper with a friction-sensitive pyrotechnic composition in sliding contact with an abrasive surface; and
- (2) which produces a report when pulled apart;

“display fireworks” means large fireworks intended for professional use by registered pyrotechnicians, and include all fireworks exceeding the limits placed on consumer fireworks;

“fireworks rocket” means an article consisting of a tube charged with compacted black powder as rocket motor, which is attached to a stick to stabilise its flight;

“gasometer” means any large reservoir in which gas as specified in Class 2 of SANS 10228, is stored for distribution by pipes or otherwise, and also includes any vessel for holding gas and any place where vessels are filled with gas, but excludes containers holding liquefied petroleum gas for domestic purposes, or the filling of such containers;

“novelty match” means firework comprising of a match with a dot of pyrotechnic composition which is designed to be held in the hand while functioning and whose functioning involves a report or the production of visual effects, or both;

“party popper” means firework comprising of a device -

- (1) which is designed to be held in the hand while functioning;
- (2) which is operated by a pull-string with an abrasive surface in sliding contact with a friction-sensitive pyrotechnic composition or fuse; and
- (3) whose functioning involves a report with the ejection of streamers or confetti, or both;

“promoter” means a person, organisation, body or company of any nature that engages in producing any form of live public performance in the entertainment industry, whether it be for stage, film, television or video;

“pyrotechnic composition” means a substance in a solid or liquid state or a mixture of such substances, designed to produce an effect by heat, light, sound, gas or smoke or a combination of these as the result of non-detonative self-sustaining exothermic chemical reaction, including pyrotechnic substances which do not evolve gases;

“pyrotechnician” means a person who is registered by the Chief Inspector as competent and suitable to produce practically or present a display of fireworks, theatrical indoor or stage pyrotechnic effects, or pyrotechnic special effects;

“retail dealer” means a licensed person, body or company that, for the purposes of trade, supplies consumer fireworks to any member of the public, who is of the age of 16 years or older;

"sparkler" means a firework, comprising of a rigid wire partially coated with slow-burning pyrotechnic composition, which functioning involves the emission of sparks without a report;

"special effects" means special effects created for entertainment through the use of pyrotechnic, propellant and explosive materials and articles, including any pyrotechnic composition and/or explosives used with other fuels to produce an effect for a special purpose;

"sponsor" means a person, body, company or organisation, that partakes, financially or otherwise, in the presentation of a fireworks display or the production of special effects or theatrical effects;

"theatrical pyrotechnics" means electrically initiated prepacked indoor fireworks or pyrotechnic devices or compositions meant for use by a licensed pyrotechnician in theatrical productions whether it be for stage, film, television or video;

"throwdown" means consumer fireworks comprising of an impact-sensitive explosive composition and grains of inert material wrapped in paper or foil and produces a report when thrown onto the ground; and

"wholesale dealer" means a licensed person, body, company or organisation that, for the purposes of trade, supplies consumer fireworks to any other licensed dealer in consumer fireworks for resale.

Prohibited firework compositions

78. (1) The following chemicals or mixtures thereof are prohibited for use in firework compositions -

(a) Arsenic sulphide, arsenates and arsenites;

(b) ~~boron;~~ _____

(c) mixtures of chlorates with either ammonium salts, sulphur, phosphorus, copper or copper sulphate;

- (d) gallic acid and gallates;
 - (e) magnesium, except magnesium/ aluminum alloy (magnalium);
 - (f) compositions containing heavy metals such as mercury and lead;
 - (g) white phosphorus;
 - (h) picric acid and picrates;
 - (i) thiocyanates;
 - (j) titanium; and
 - (k) zirconium.
- (2) Notwithstanding anything contained in sub-regulation (1) -
- (a) mixtures of chlorates and red phosphorus may be used in amorces;
and
 - (b) titanium may be used in fireworks compositions provided that the particle size is larger than 100 mesh.

Prohibited consumer fireworks

79. The following types of consumer fireworks are prohibited -

- (1) Fireworks that are used as trick devices, booby traps, or as a joke.
- (2) hand held fireworks other than Christmas crackers, sparklers and Bengal matches;
- (3) self-propelled fireworks travelling in an unpredictable or erratic path, such as hummers and flying saucers;

- (4) violent or sensitive fireworks such as firecrackers containing chlorate or metal powders, including "Bombs" and "Indian Kings";
- (5) table bombs and table rockets;
- (6) fireworks with fuses that burn less than three seconds or longer than eight seconds after lighting the fuse; and
- (7) fireworks not marked in accordance with these Regulations.

Prohibition of use of fireworks in conjunction with other dangerous goods

80. Unless otherwise authorised in writing by the Chief Inspector, no person may use fireworks in conjunction with any dangerous goods as specified in SANS 10228 as -

- (1) Class 2 -gases,
- (2) Class 3 - flammable liquids, or
- (3) Class 4 - flammable **solids**, except safety matches.

Fireworks approved for indoor use

81. No fireworks may be used indoors, except -

- (1) theatrical pyrotechnics, used by a pyrotechnician;
- (2) amorces, used in toy pistols;
- (3) Christmas crackers;
- (4) sparklers, not exceeding a total length of 250 millimetres under strict supervision of a person 18 years of age or older; and

- (5) party poppers.

Approved consumer fireworks

82. Consumer fireworks consist of -

- (1) fireworks which are operated at ground level commonly known as fountains, torches, Roman candles and volcanoes, provided that each individual article may not contain more than 40 grams of pyrotechnic composition and that any stars or pellets projected therefrom may not be propelled to a height in excess of 10 metres; and where more than one article is mounted on a common base the total pyrotechnic composition may not exceed 200 grams;
- (2) wheels which may not contain more than 60 grams of pyrotechnic composition per article and a nail to attach the wheel to a post or tree must be included in the packaging for each wheel;
- (3) firecrackers which measure not more than 50 millimetres in length and 6,5 millimetres in diameter and which contain only black powder in a quantity not exceeding 0,5 grams for an individual cracker or not more than 10 grams for a combined pack and the black powder must not contain any chlorate, perchlorate or metallic powder;
- (4) sparklers consisting of a metal rod or wire coated with a fireworks composition of a mass not exceeding 2,5 grams of which not more than 8% percent mass per mass must be aluminum, the rod may not be less than 150 millimetres and not more than 450 millimetres in length, at least one third of the length of the rod must remain uncovered to serve as a handle and the rod must be of such a nature that it may not bend while the sparkler burns;
- (5) fireworks rockets of which the rocket motors contain not more than 10g black powder, and the combined bursting charge and flash composition not more than 1g;
- (6) Bengal matches covered with no more than 2,5 grams of pyrotechnic composition;
- (7) amorces, toy pistol caps, consisting of plastic or paper caps in shells, strips, rolls or individual caps where the pyrotechnic composition may not

exceed 6,5 grams per 1000 caps in the case of plastic caps and 5,0 grams per 1000 caps for paper caps; and

- (8) Christmas crackers consisting of an overwrapped cracker containing a pull-type cracker or cracker snap, which may not contain more than 1,6 milligrams of friction-sensitive pyrotechnic composition.

Transport of consumer fireworks

83. Consumer fireworks may be transported -

- (1) in a quantity not exceeding 1000 kilograms gross mass and may be transported together with other goods which are not of a flammable or combustible nature in any goods rail wagon on any train;
- (2) in quantities not exceeding 10 kilograms gross mass by any type of vehicle, or with a gross mass not exceeding 100 kilograms by a light delivery vehicle or other type of truck: Provided -
 - (a) no smoking is allowed on the vehicle;
 - (b) no goods of a flammable or combustible nature apart from that required to propel the vehicle is carried at the same time on the vehicle; and
 - (c) any exposed consumer fireworks containers are covered by tarpaulin or otherwise.
- (3) by a person in a quantity not exceeding five kilograms gross mass, on public transport, from the supplier to his or her premises in a closed package in addition to sealed inner packaging.

Use of consumer fireworks

- 84.** (1) No person may allow any person under the age of 16 years to acquire or transport fireworks or to keep, handle or use consumer fireworks except under the direct supervision of a person 18 years and older.

- (2) No person may use consumer fireworks -
- (a) within 1000 metres from any airport, explosives manufacturing workplace, petroleum depot, gasometer, hospital or old age home caring for the aged and frail;
 - (b) within 500 metres from any industrial premises, kennels, any filling station or retail premises where liquefied petroleum gas (LPG) containers are filled;
 - (c) within 500 metres from a South African Police Community Service Centre;
 - (d) in any building, or public thoroughfare, or
 - (e) at any public place unless written permission has been obtained from the local authority.
- (3) (a) Subject to paragraph (b), no person issued with a permit may use consumer fireworks after 23:00.
- (b) Sub-regulation (1) may not prohibit the use of firework during a period determined by the Minister
- (c) In this regulation a "period determined by the Minister", means a period -
- (i) beginning at 20:00 on the first day of the Chinese New Year and ending at 01:00 the following day;
 - (ii) beginning at 20:00 on 5 November and ending at 01:00 the following day;
 - (iii) beginning at 20:00 on the day of Diwali and ending at 01:00 the following day; or
 - (iv) beginning at 20:00 on 31 December and ending at 01:00 the following day.

- (4) (a) No person may operate a public display of fireworks on any premises without the written permission of an inspector.
- (b) The permission contemplated in sub-regulation (1) must stipulate the conditions to be complied with.

Authorisation, marking and packaging of fireworks and pyrotechnics

- 85.** (1) (a) The manufacturer or importer of any fireworks or pyrotechnics must advise the Chief Inspector of each component and percentage thereof in any pyrotechnic composition he or she proposes to manufacture or import.
- (b) No fireworks or pyrotechnics contemplated in sub-regulation (1) may be manufactured or imported except with the approval of the Chief Inspector.
- (c) The manufacturer or importer of any fireworks or pyrotechnics must complete the application form contained in Annexure "J" and submit it with at least five samples to the Chief Inspector for authorisation.
- (d) The Chief Inspector may utilise the UN Default System listed in Annexure "K", or may request any suitable tests or analyses contemplated in Chapter 15 to authorise any firework or pyrotechnic.
- (2) All fireworks or pyrotechnics which are manufactured or imported into or exported from the Republic or are offered for sale must be marked, labelled and packed in accordance with the provisions of Chapter 4.
- (3) All consumer fireworks must be marked with -
- (a) a description showing the principle effect of the firework and short instructions for use;
 - (b) the name and address of the local manufacturer or importer;
 - (c) the UN Number and Class of the article; and

(d) the safety precautions to be taken.

- (4) If consumer fireworks are too small to bear the markings required by sub-regulation (3), the outer packaging of such article must bear such markings.
- (5) Consumer fireworks must be packed by a manufacturer or importer in suitable containers which must be sealed, ready for sale to the public, before dispatch to a dealer.
- (6) A dealer in consumer fireworks may not interfere with the inner packaging of any consumer fireworks or allow or permit any person to interfere with such packaging.
- (7) Consumer fireworks must be packed in sealed inner packaging such as cardboard boxes or blister packs, when offered for sale and may not be opened on a dealer's premises: Provided that -
 - (a) a wholesale dealer may repack consumer fireworks, only in a building licensed for that purpose by the Chief Inspector, in a similar type sealed inner packaging and in addition to all other markings required; and
 - (b) such inner packaging must bear a label stating the name under which the wholesale dealer's licence has been issued.
- (8) Any fireworks and pyrotechnics not packed and marked in accordance with the Regulations must be regarded as an unauthorised explosive.
- (9) Fireworks bearing UN Number 0333, Class 1.1 G, UN Number 0334 Class 1.2G and UN Number 0335 Class 1.3G must also be marked with the following words in English and one other official language -

EXPLOSIVES	DANGEROUS
IF FOUND HAND OVER TO POLICE	NOT FOR PUBLIC USE

Dealers

- 86. (1) No person may sell or deal in fireworks unless it is done in accordance with the conditions of the licence issued in terms of section 13(1) of the Act by the Chief Inspector.

- (2) Where a retail or wholesale dealer in consumer fireworks utilises more than one room, section or floor of his or her premises to sell consumer fireworks, a separate licence must be obtained for each such room, section or floor.
- (3) A person must apply to the Chief Inspector for a licence to deal in consumer fireworks and the application must contain the information required in Annexure "N".
- (4) A manufacturer of, or wholesale dealer in consumer fireworks must furnish a properly executed, signed and dated invoice with each sale or supply of consumer fireworks, and a copy thereof must be kept for three years.
- (5) A dealer in consumer fireworks, when purchasing or obtaining consumer fireworks, must demand from the seller or supplier a properly executed, signed and dated invoice which he or she must retain for a period of at least three years and such invoice must be produced to an inspector when he or she requests it.
- (6) A manufacturer or wholesale dealer may only supply consumer fireworks to a consumer fireworks dealer who is in possession of a valid licence issued in terms of section 13 of the Act, and the number of such licence must be quoted on the invoice.
- (7)
 - (a) The manufacturer or wholesale dealer must keep a register in which full particulars of each transaction as well as the licence number contemplated in sub-regulation (6) must be recorded.
 - (b) The register contemplated in paragraph (a) must be kept contemporaneously and be available for inspection by an inspector and must be kept for at least three years from the date of the last entry.
- (8)
 - (a) Consumer fireworks kept in any premises must be kept in such a way that it does not in any way obstruct the exit.
 - (b) A safe exit must be possible in case of an emergency.
- (9) **Every retail dealer must place - _____**
 - (a) outside of his or her premises in a prominent position adjacent to every entrance thereto, notices in English and another official

language, reading "DEALER IN FIREWORKS in red letters not less than 100 millimetres high on a white background; and

- (b) in prominent positions inside his or her premises, prominent signs containing the words "NO SMOKING in English and another official language.

- (10) Every dealer and every person employed in or about the premises in which consumer fireworks are handled must take all due precautions for the prevention of accidents by fire and for preventing unauthorised persons from gaining access to the consumer fireworks.
- (11) Goods of a dangerous nature such as flammable liquids, oxidising agents, acids, alkalies and safety matches must be kept at least three metres away from the consumer fireworks.
- (12) No person may smoke in, produce or take a flame or fire into premises where consumer fireworks are kept, stored or being handled.
- (13) Any person on premises where consumer fireworks are kept or handled, who fails to comply with a lawful request made by the licensee or his or her employees in the interests of safety, is guilty of an offence.
- (14) A dealer in consumer fireworks may store additional quantities of consumer fireworks on his or her premises, only with the written permission of an inspector in quantities and under conditions determined by the Chief Inspector: Provided that -
 - (a) the consumer fireworks are stored on the premises in a place not accessible to the public or customers; and
 - (b) the total quantity of consumer fireworks stored on such premises may not exceed -
 - (i) 1000 kilograms gross mass in the case of wholesale dealers; or
 - (ii) 500 kilograms gross mass in the case of retail dealers.
 - (c) The total quantity exceeding the above-mentioned mass may be stored only in an explosives magazine as licensed in terms of Chapter 8.

- (15) A retail dealer in consumer fireworks -
- (a) may supply consumer fireworks only in the sealed inner packaging as received from the manufacturer or wholesale dealer: Provided that the packaging is in good condition;
 - (b) must furnish each employee engaged in selling consumer fireworks with a copy of the regulations contained in this Chapter and a copy of the conditions attached to his or her licence to deal in consumer fireworks and ensure that each employee is acquainted with the contents.
- (16) No person may keep or allow more than 100 kilograms gross mass of consumer fireworks on any premises for private use.
- (17) No retail dealer may display or sell any consumer fireworks to any member of the public except during a period starting five working days before the period exempted by the Minister, as contemplated in section 15(2) (a) of the Act, unless a permit to obtain and use consumer fireworks is provided by an inspector in terms of that section.
- (18) Manufacturers, importers and wholesale dealers of consumer fireworks may not supply consumer fireworks direct to members of the public.

Exceptions

87. Notwithstanding anything to the contrary contained in these Regulations, Christmas crackers, throwdowns, sparklers and party poppers may be supplied, acquired, transported and kept without a licence or a permit but may not be sent through the postal service.

Certification and training of pyrotechnicians

88. (1) A person who intends to be registered as a pyrotechnician as defined in these Regulations must be evaluated by an inspector to ensure compliance with Annexure "O".

- (2) A pyrotechnician's logbook, which must be available at all time for inspection by an inspector must be kept by every apprentice pyrotechnician containing the following information-
- (a) The name or type of event and the location and date of such an event;
 - (b) the name of the contracting company or entity;
 - (c) the products used;
 - (d) the name of the pyrotechnician in charge, with the signature and registration number of the pyrotechnician; and
 - (e) the contact phone and fax numbers of the pyrotechnician.

Responsibilities of sponsors or promoters of firework displays, theatrical or stage effect performances or special effects productions

89. (1) Any sponsor or promoter who intends to either present a fireworks display, or to use theatrical pyrotechnics during a live performance, or to create special effects at a public event or for the videotaping, audiotaping, or filming of any television, radio or movie production, must -
- (a) engage the services of a pyrotechnician; and
 - (b) appoint such pyrotechnician in writing and furnish a copy of that appointment to the pyrotechnician.
- (2) A sponsor of a firework display or a promoter of a theatrical or special effect production contemplated in sub-regulation (1), must -
- (a) ensure that the pyrotechnician in charge is provided with all reasonable assistance to produce a safe display or production;
 - (b) adhere to all reasonable requests or instructions of the pyrotechnician; and

- (c) terminate the display or the production immediately if a situation arises where the safety of life and property might be endangered.

Firework display permit applications

- 90.** (1) A pyrotechnician who intends to present a fireworks display must apply in writing to an inspector for a permit at least seven days before the date of the intended display.
- (2) Applications contemplated in sub-regulation (1) that are urgent may be considered by the Chief Inspector.
- (3) In the application contemplated in sub-regulation (1), a pyrotechnician must furnish -
- (a) the name of the person or organisation sponsoring the fireworks display;
 - (b) the name and registration number of the pyrotechnician in charge of the display;
 - (c) the names, addresses and identity numbers of all persons assisting him or her with the display and such persons must at least be 18 years of age or older;
 - (d) the date and time at which the display is to be held as well as an alternative date and time, within 72 hours of the date on which the display is to be held, in case the display has to be postponed;
 - (e) the exact location of the display;
 - (f) the name, explosives magazine number and address of the supplier of the display fireworks;
 - (g) the quantities and types of fireworks to be discharged;
 - (h) the manner and place of storage of such fireworks prior to the display;

- (j) a diagram, of the site on which the display is to be held, showing -
 - (i) the north direction;
 - (ii) the direction in which aerial fireworks are to be fired;
 - (iii) the area to be kept clear of persons, which must extend at least 50 metres from the front and to the sides of the boundary of the site at which the fireworks are to be discharged;
 - (iv) the area to be kept clear on which falling residue from aerial fireworks is expected to drop, which must extend for at least 100 metres to the rear of the firing area;
 - (v) the location of all buildings, roads, railways and parking areas within 200 metres of the firing site and of all telephone lines, telegraph lines or power lines, trees and other overhead obstructions at or adjacent to the firing site; and
 - (vi) the point at which the fireworks are to be discharged;
- (j) written approval of the **local authority** within whose jurisdiction the display will take place, as well as that of the owner or manager of the dwelling, building, site or structure;
- (k) verifiable proof of public liability insurance of a type and amount proportional to possible risks associated with the display;
- (l) a letter of approval for the holding of the display from -
 - (i) the national authority in charge of a harbour or navigable water where a display is to be held in such area; or
 - (ii) the airport authority where the display is to be held within two kilometres from an international airport or within one kilometer from a commercial airport; and
- (m) letter of appointment from the sponsor.

Theatrical or stage effects permit applications

- 91.** (1) A pyrotechnician who intends to use theatrical pyrotechnics for stage or theatre effects, must apply in writing to an inspector for a permit, at least seven days before the date of the intended performance.
- (2) Applications contemplated in sub-regulation (1) that are urgent may be considered by the Chief Inspector.
- (3) In the application contemplated in sub-regulation (1), a pyrotechnician must furnish -
- (a) the name of the person, entity or organisation sponsoring the theatrical or stage performance;
 - (b) the name and registration number of the pyrotechnician in charge of the performance;
 - (c) the name, addresses and identity numbers of all persons assisting him or her with the performance and such persons must at least be 18 years of age or older;
 - (d) the date and time of the performance, including the dates and times of repeat performances that will take place at the same venue;
 - (e) the exact location of the performance;
 - (f) the name, explosives magazine number and address of the supplier of the theatrical pyrotechnics;
 - (g) the quantities and types of pyrotechnics to be discharged;
 - (h) the manner and place of storage of such pyrotechnics prior to the performance;
 - (i) a diagram showing -
 - (i) the proposed points at which the pyrotechnics will be discharged;

- (ii) the proposed areas to which the audience will have access and which must be separated from the firing points by a safe distance; and
 - (iii) in the case of indoor performances, the position of all exits which must be kept unlocked during performances and must be freely accessible,
- (j) verifiable proof of public liability insurance of a type and amount proportional to possible risks associated with the performance;
 - (k) a written confirmation that furnishings, stage property or clothes used in closed proximity of pyrotechnics at the performance are treated to be flame-retardant;
 - (l) a letter from the sponsor or the promoter or both such sponsor and promoter appointing the pyrotechnician; and
 - (m) a letter of approval from the owner or manager of the premises where the performance is to take place.

Special effects permit applications

- 92.** (1) A pyrotechnician who intends to use pyrotechnics for special effects must apply in writing to the Chief Inspector for a permit at least seven days before the date of the event.
- (2) Applications contemplated in sub-regulation (1) that are urgent may be considered by the Chief Inspector.
- (3) In the application contemplated in sub-regulation (1), a pyrotechnician must furnish -
- (a) the name of the person, entity or organisation promoting the special effects production;
 - (b) the name and registration number of the pyrotechnician in charge of the special effects production;

- (c) the name, addresses and identity numbers of all persons assisting him or her with the production and such persons must at least be 18 years of age or older;
- (d) the proposed dates and times, or period during which special effects are to be used;
- (e) the exact location of the production;
- (f) the name, explosives magazine number and address of the supplier of the special effects;
- (g) the quantities and types of special effects to be discharged;
- (h) the manner and place of storage of such special effects prior to the production;
- (i) a diagram if requested by the Chief Inspector;
- (j) **verifiable** proof of public liability insurance of a type and amount proportional to possible risks associated with the production;
- (k) letter of appointment from the promoter.
- (l) letter of consent from the owner or manager of the premises where the production is to take place,

Issuing of permits to pyrotechnicians

93. (1) A pyrotechnician will only be allowed to conduct a public fireworks display, theatrical effects performance or special effects production, commensurate with his or her experience and level of registration as contemplated in Annexure "O".
- (2) **If** an inspector or the Chief Inspector is satisfied with the correctness of the application contemplated in regulations 90, 91 or 92 he or she must issue a permit to acquire, transport, store and use the required fireworks, pyrotechnics or explosives.

- (3) The permit contemplated in sub-regulation (2) is valid for a period not exceeding three days after the planned date for the event, but the period may be extended by the Chief Inspector on written application by the applicant contemplated in regulations 90, 91 or 92.
- (4) Where displays, performances or productions are to be repeated at the same venue or a recording is to take place over a number of days, the permit may be validated for the total period or part thereof. Provided that full particulars of storage conditions for the fireworks, pyrotechnics or explosives, acceptable to the Chief Inspector, are submitted in writing.

Aquisition of fireworks, pyrotechnics or explosives

- 94. (1) Pyrotechnicians without their own licensed explosives magazines, may only obtain fireworks, pyrotechnics or explosives from dealers licensed in terms of section 13(1) of the Act.
- (2) A supplier of fireworks, pyrotechnics or explosives must record particulars of the permit in his or her register before issuing the required items.
- (3) Such register must be kept as contemplated in regulations 7(1) and 43(2).

General responsibilities of pyrotechnicians in charge

- 95. (1) A pyrotechnician in charge of a fireworks display, performance or production contemplated in regulations 90, 91 or 92 must, before setting up such display or production -
 - (a) examine the site, to ensure that security and safety measures are adequate;
 - (b) examine all the fireworks, pyrotechnics or explosives to be used, for any signs of damage or fault in construction, and see to it that any damaged or faulty fireworks, pyrotechnics or explosives are removed to a safe place for disposal at a later stage;
 - (c) examine all equipment such as stands, mortars and bases or set pieces, for any fault or defect and repair or replace any faulty or defective equipment;

- (d) ensure that he or she has a sufficient number of assistants, who must -
 - (i) be at least **18** years of age or older to carry out the duties the pyrotechnician assigns to them;
 - (ii) be fully aware of their duties and of the risks involved;
 - (iii) be capable of performing their duties safely; and
 - (iv) wear appropriate protective equipment;
 - (e) assess all dangers which may arise during preparations before, during and after the display or production; and
 - (f) carry out actions to prevent or mitigate the dangers, and wear appropriate protective equipment.
- (2) A pyrotechnician in charge of a display, performance or production contemplated in regulations **90**, **91** and **92** must, while fireworks, pyrotechnics or explosives are on site, ensure that the following safety measures are complied with -
- (a) All fireworks, pyrotechnics or explosives must be kept in closed weather resistant containers.
 - (b) The fireworks, pyrotechnics or explosives must not be removed from the containers until required for setting up.
 - (c) All persons assisting him or her must do so in a safe and responsible manner;
 - (d) No person may be allowed to enter or be within the barricaded or otherwise protected area while under the influence of, or in possession of liquor or any intoxicating substances, or in possession of any means of producing a flame;
 - (e) Only the correct type of equipment may be used for each type and size of display, production or performance.

-
- (f) When the installation, testing, connecting or initiation of electrically initiated fireworks, pyrotechnics or explosives is carried out, regulation 57 applies.
- (g) Firing of display fireworks, pyrotechnics or explosives must be stopped immediately upon noticing a change in wind direction that endangers areas considered safe, or any occurrence or incident that could endanger life or property.
- (h) All firework displays must be electrically fired.
- (3) A pyrotechnician in charge of the display, performance or production must immediately after the display, performance or production examine the immediate surrounding area for any debris, fall-out or materials created by a failure or partial failure of any fireworks, pyrotechnics or explosives, and collect such material for disposal at a later stage.
- (4) If an examination is held between sunset and sunrise, the examination contemplated in sub-regulation (3) must be repeated at sunrise the following morning.
- (5) (a) No person may be allowed to enter the barricaded or otherwise protected area until it has been declared safe by the pyrotechnician in charge.
- (b) During live theatrical performances in which performers perform within the barricaded or otherwise protected area, the pyrotechnician in charge must -
- (i) inform such performers of the potential dangers to which they might be exposed; and
- (ii) take all possible measures to ensure their safety.
- (6) Any accident or incident which results in the death or injury of any person or damage to property, must be reported by the pyrotechnician in charge in accordance with these Regulations.
- (7) A pyrotechnician in charge is responsible for the safe disposal and destruction of any fireworks, pyrotechnics or explosives left over, damaged or found in the debris and fall-out.

- (8) Where during a display, performance or production, unsatisfactory functioning of fireworks, pyrotechnics or explosives is observed, the pyrotechnician in charge must submit a full written report regarding the circumstances of such functioning to the Chief Inspector.
- (9) Any person **who** obstructs or hinders a pyrotechnician in the execution of his or her duties in terms of these Regulations, or who fails to comply with a lawful instruction given by a pyrotechnician in terms of these Regulations or whose unruly behavior endangers the safety of life and property, is guilty of an offence.
- (10) (a) If at a fireworks display, performance or production a pyrotechnician is negligent in the execution of his or her duties or contravenes the regulations of this Chapter, the Chief Inspector may, on receipt of a written report by an inspector or an official of the local authority in the area of jurisdiction of such authority, immediately suspend the permit issued to the pyrotechnician.
- (b) The Chief Inspector must inform in writing or by electronic means, a pyrotechnician contemplated in paragraph (a) of such decision and instruct him or her to surrender his or her permit without delay.

CHAPTER 17

MODEL ROCKETS

Model rockets

96. (1) Model rockets are limited to hobby rockets propelled by factory made model rocket motors which -
- (a) only contains black powder as propellant;
- (b) have an installed total impulse not exceeding 20 Newton-seconds;
- (c) be classified as either **UN** Number 0337 Class 1.4S, UN Number 0336 Class 1.4G or UN Number 0432 Class 1.4S;

- (d) are for single use only;
 - (e) are manufactured locally at an explosives manufacturing workplace or imported into the Republic with the approval of the Chief Inspector; and
 - (f) ~~are electrically ignited by means of igniters~~ approved by the Chief Inspector.
- (2) The regulations applying to the importation, sale, acquisition, transport and storage of consumer fireworks, apply with the necessary changes to the importation, sale, acquisition, transport and storage of model rocket motors.
- (3) No permit is required for the use of model rockets.
- (4) The selling of model rockets is not limited to certain days.
- (5) (a) The manufacturer of model rocket motors must ensure that each model rocket motor is supplied with complete instructions for its handling and use, including "
 - (i) warning notices;
 - (ii) performance data such as propellant weight, installed total impulse and time delay;
 - (iii) actions to be taken in case of an accident or incident;
 - (iv) disposal methods for motors that have been damaged or are otherwise suspect;
 - (v) safety precautions to be taken before, during and after launch; and
 - (vi) maximum payload mass allowed.
- (b) An importer of model rocket motors must ensure that the manufacturer supplying him or her, has included the instructions, at

least in English and another official language as required in terms of paragraph (a).

- (6) No person may load or attempt to load a model rocket with any other propellant or chemical mixture, but may only use a model rocket motor as contemplated in sub-regulation (1);
- (7) A payload of a model rocket may not -
 - (a) exceed the mass recommended by the manufacturer; and
 - (b) contain any dangerous goods as specified in SANS 10228.
- (8) (a) No person may allow or permit any person under the age of 16 years to use model rockets except under the direct supervision of a person 18 years of age or older.

(b) Notwithstanding the requirements of paragraph (a), at any organised event under the control of a responsible organisation, persons between the ages of 12 and 16 years may carry out their own charging, arming and launching of model rockets under supervision of a knowledgeable person 18 years of age and older.
- (9) Model rockets must be constructed of light-weight materials such as cardboard, plastic or balsa wood; and be supplied with a recovery system that allows their safe return to the ground.
- (10) Any person who intends to launch a model rocket must -
 - (a) determine a suitable site for such launch;
 - (b) ensure that the instructions of the manufacturer are complied with; and
 - (c) ensure that the model rocket and the model rocket motor are compatible and in a serviceable condition.
- (11) A launching site for a model rocket must comply with the following -

- (a) There must be a launch pad on which a launch device is placed and which is cleared of all combustible vegetation and materials for a distance of not less than five metres from the launch device;
 - (b) there must be no buildings or other structures, public roads or railways within 80 metres of the launch pad; and
 - (c) the site may not be closer than
 - (i) five kilometres from any airport or heliport;
 - (ii) 500 metres from any explosives manufacturing workplace, explosives magazine, petroleum depot, gasometer, hospital or home caring for the aged and frail; and
 - (iii) 200 metres from any petrol filling station, retail premises where liquefied petroleum gas containers are filled, industrial premises, a South African Police Service station, kennels or game and nature reserves.
- (12) (a) No rocket launching may be take place
 - (i) between sunset and sunrise;
 - (ii) if the wind speed is in excess of 30 kilometres per hour; or
 - (iii) if the cloud conditions are such that there is a reasonable possibility of the flight path of the rocket entering a cloud.
- (b) No model rocket may be launched as part of a firework display.
- (13) (a) (i) A model rocket may be launched only from a stable launch device providing rigid guidance until a speed has been reached ensuring a safe flight.
- (ii) A launch device contemplated in sub-paragraph (i) must be so constructed or protected that it cannot cause injury.

- (b) A launch device contemplated in paragraph (a) must be installed in such a way that the angle of the launch does not deviate by more than 20° from the vertical and may not be aimed at any target.
 - (c) The initiating system must be electrically operated allowing remote control from a distance of at least 15 metres, with the option and the opportunity to abort a launch at the last moment.
 - (d) The circuit must contain a removable safety interlock which must be kept by the person launching the rocket and may be inserted only when ready for circuit testing or firing.
 - (e) Before preparing a launch of a model rocket, the person responsible for preparing the launch, must ensure that -
 - (i) only he or she and not more than one assistant are on the launch pad during the launch preparations and;
 - (iii) spectators and any other person must be at least 15 metres away from the launch device.
- (14) When ready to fire the model rocket, the person responsible for the launch must ensure that -
 - (a) he or she and his or her assistant are at least 15 metres away from the launch device;
 - (b) all spectators are at least 15 metres away from the launch device;
 - (c) the sky is clear of any air traffic for at least one minute before the launch;
 - (d) the launch is aborted if any air traffic is spotted or heard; and
 - (e) an audible countdown for at least 10 seconds, is given.
- (15) (a) After the launch of a model rocket, its flight path must be monitored to detect any malfunction of the rocket and to aid in the recovery of the rocket; and the safety interlock must be removed immediately from the firing circuit.

- (b) In the event of a misfire, the person responsible for the launch of a model rocket must -

 - (i) immediately remove the interlock from the circuit;
 - (ii) not allow any person to move towards the launch pad;
 - (iii) after waiting for at least one minute, personally approach the model rocket without any assistants, to examine the cause of the misfire;
 - (iv) remove the igniter from the rocket motor;
 - (v) remove the rocket from the launch device and place it in safe storage; and
 - (vi) ensure that the launch site is safe.
 - (c) Where in terms of sub-regulation (8)(b) a person between the ages of 12 and 16 years has charged, armed and attempted to launch a rocket, the person 18 years and older present, is responsible for carrying out the tasks of dealing with a misfire as contemplated in paragraph (6).
 - (d) Before vacating a launch site, the person in charge of the launching of a model rocket must ensure that no debris is left on the launch site.
- (16) The use of high power, experimental or other types of hobby rockets for which provision is not made in the regulations of this Chapter, may be used only in such manner and under such conditions as may be determined, in writing, by the Chief Inspector.

CHAPTER 18**AMMONIUM NITRATE****Definition**

97. (1) For the purpose of this Chapter “**ammoniumnitrate**” means -
- (a) ammonium nitrate as listed in SANS 10228 as UN Number 1942;
 - (b) uniform mixtures of ammonium nitrate with inorganic compatible materials where the total nitrogen content exceeds 28,0% with not more than 0,2% total combustible substances, including any organic substance calculated as carbon; or
 - (c) ammonium nitrate solutions containing less than 40% water.
- (2) Mixtures of ammonium nitrate, with or without inorganic compatible substances, with unrestricted combustible material and where the total nitrogen content exceeds 15% are classified as explosives.

Packing and marking

98. (1) Unless transported and stored in bulk, ammonium nitrate must be packed for transport in accordance with the specifications of SANS 10229 and SANS 10233.
- (2) For the transport and storage of ammonium nitrate in the Republic, packaged ammonium nitrate must be marked in accordance with the requirements of SANS 10229.

Ammonium nitrate to be supplied to authorised persons only

99. (1) No person may supply to, or acquire ammonium nitrate from any person except in terms of a transport permit, issued in terms of regulations 28 and 29.
- (2) The following are exempted from the requirements of these Regulations -

- (a) *Bona fide* laboratories and pharmacies dispensing under a doctor's prescription; or
- (6) any person obtaining ammonium nitrate solutions containing more than 10% but less than 40% water and whose premises have been registered with the Chief Inspector: Provided a certificate is issued by the person acquiring the ammonium nitrate to the supplier thereof, in which case the certificate is regarded as a permit.
- (3) (a) The certificate contemplated in sub-regulation (2)(b) must state the purpose for which the ammonium nitrate is to be used, give the physical address of the premises where the ammonium nitrate is to be kept; and be signed by a *bona fide* chemist in charge of the laboratory or a qualified pharmacist in charge of a pharmacy.
- (6) The original certificate contemplated in sub-regulation 2(b) must be furnished to the supplier and a copy thereof must be kept by the person acquiring the ammonium nitrate
- (c) The original and the copy of the certificate must be kept for a period of not less than three years and must be available for inspection by an inspector.

Transport by rail

100. (1) Ammonium nitrate transported by rail in accordance with the requirements of this Chapter, is exempted from the requirements of regulation 31(8), 31(10), 31(16)(a) and (b), 31(21), 31(25) and 31(30)(a) of these Regulations.
- (2) When packed in accordance with regulation 98(1), ammonium nitrate may be transported by rail in open or totally enclosed steel rail wagons on condition that -
- (a) in open rail wagons, it must be covered by a tarpaulin in good condition;
 - (6) in totally enclosed rail wagons, an open space of not less than 1000 millimetres is maintained above the load;
 - (c) any damaged bags must immediately be placed in over-bags of which a sufficient quantity must be supplied by the consignor; and

- (d) it is transported in accordance with these Regulations.
- (3) Packaged bulk ammonium nitrate must be transported by rail in open or totally enclosed steel rail wagons under the same conditions as prescribed in sub-regulation (2) with the additional condition that proper handling equipment of sufficient capacity is available at both the loading and off-loading points, to handle intermediate bulk containers.
- (4) Ammonium nitrate, in bulk, may be transported by rail in a totally enclosed rail wagon on condition that -
 - (a) an open space of at least 1000 millimetres is maintained above the load; and
 - (b) in a specially constructed tanker: Provided that -
 - (i) the construction of that tanker is approved by the Chief Inspector;
 - (ii) the tanker is exclusively used for the purpose of transporting ammonium nitrate; and
 - (iii) the tanker is not filled to more than 90% of its volume.
- (5) Ammonium nitrate may be transported by rail -
 - (a) by a special explosives train where the total consignment of the ammonium nitrate must be classified as Class 1.1D;
 - (b) by ordinary goods train in quantities not exceeding those determined by the chief executive of the transporting company: Provided that no other explosives are carried on the train; or
 - (c) by a mixed train on railway lines where there are no other goods trains in a quantity not exceeding 110 tons: Provided that no other explosives are carried on the train.

Transport by road

- 101. (1)** Ammonium nitrate transported by road in accordance with the requirements of this Chapter, is exempted from regulation **32(13)(e)** of these Regulations.
- (2)** Ammonium nitrate packed in accordance with regulation **98(1)** in quantities not exceeding 250 kilograms net mass, may be transported by road in any type of mechanically propelled vehicle: Provided that precautions are taken to prevent the theft of the ammonium nitrate.
- (3)** Ammonium nitrate packed in accordance with regulation **98(1)** may be transported in a mechanically propelled vehicle other than a passenger vehicle: Provided that -
- (a)** the construction of the body of the vehicle or trailer **complies with** the specifications contained in Annexure "E1" to these Regulations;
 - (b)** the mass carried, does not exceed the limits prescribed in the National Road Traffic Act, **1996** (Act **No. 93** of **1996**);
 - (c)** no wood, hardboard or other combustible materials are used inside the loading bin and no combustible material, organic or otherwise, is transported with ammonium nitrate; and
 - (d)** the vehicle is licensed in terms of regulation **32** to transport ammonium nitrate by the Chief Inspector.
- (4)** Bulk packaged ammonium nitrate must be transported by road in accordance with the requirements of sub-regulation (3): Provided that there is proper access to the container, and handling equipment of sufficient capacity needed for easy loading and unloading is available,
- (5)** Ammonium nitrate in bulk may be transported by road -
- (a)** in a tanker which is used only for such purpose, or
 - (b)** in a tanker that is fitted as a body to a mechanically propelled vehicle or a trailer;
 - (c)** which is licensed in terms of regulation **32(1)** by the Chief inspector.

- (6) Ammonium nitrate solutions containing less than 40% water, may be transported only in specifically constructed vehicles licensed in terms of regulation 32(1) by the Chief Inspector.

Storage of ammonium nitrate

102. (1) Ammonium nitrate in bulk quantities may be stored only on premises approved by the Chief Inspector.
- (2) The construction and location of the ammonium nitrate storage facility depend on the quantities involved and the method of packaging of the ammonium nitrate, and are subject to the determination of the Chief Inspector.
- (3) (a) Ammonium nitrate in a quantity not exceeding 250 kilograms net mass and packed in accordance with regulation 98(1) may be stored on any premises: Provided that -
- (i) the owner of the ammonium nitrate must ensure that no unauthorised persons have access thereto;
 - (ii) smoking is not allowed within five metres of the ammonium nitrate; and
 - (iii) no stores containing combustible material may be kept within five metres from the ammonium nitrate except where the ammonium nitrate is stored in properly closed glass bottles.
- (b) Packaged ammonium nitrate must be stored in specially constructed magazines in quantities and packaging as determined by the Chief Inspector.
- (c) Ammonium nitrate in bulk may be stored in specially constructed stores or silos, and when kept in silos, the net mass may not exceed 50 tons per silo.
- (d) Ammonium nitrate solutions containing less than 40% water must be stored in a specially constructed tank.

Application to erect storage facilities

103. (1) Any person who intends to erect an ammonium nitrate store, silo or tank required in terms of regulation 102(3)(b), 102(3)(c) or 102(3)(d) must apply

for permission to do so to an inspector and the application must be accompanied by -

- (a) a statement setting out the mass of ammonium nitrate to be stored and whether it is to be stored in bulk or bags; and
 - (b) a plan or plans in triplicate, drawn to a scale of **1:25**, **1:50** or **1:100** showing the design and specifications of the proposed ammonium nitrate storage facility.
- (2) The Chief Inspector, after consultation with the applicant, must determine minimum distances to be maintained from an ammonium nitrate storage facility to public buildings, residential areas and other public places and for this purpose the plans showing the position of the structure in relation to other structures, must be submitted.
- (3) Where ammonium nitrate is to be used for manufacturing blasting explosives at a place other than an explosives manufacturing workplace, the structure to be used for the storage of ammonium nitrate must be erected in the explosives magazine area: Provided that the explosives magazine distances specified in Annexure "G" are maintained.
- (4) Where ammonium nitrate is to be used for other manufacturing purposes, the structure to be used for storage of the ammonium nitrate, must be situated within the security area of the factory.
- (5)
 - (a) The inspector must be advised by the applicant immediately after the erection of an ammonium nitrate storage facility has been completed.
 - (b) Before a licence is issued in terms of section **12(2)** of the Act, the ammonium nitrate explosives storage facility contemplated in **sub-regulation (1)** may not be used.

Maintenance of storage facilities

- 104. (1)** The manager of a company, his or her delegate, or the person to whom a licence is issued in terms of section **12(2)** of the Act must ensure that at all times the structure, including the drainage system and fence, is kept in a condition approved by an inspector and that the lightning protection system is maintained in accordance with **SANS 10313**.

- (2) (a) The holder of a licence for an ammonium nitrate storage facility, in bulk, must ensure that any bulk handling equipment is constructed and protected in such a way that it is unable to -
- (i) contaminate the ammonium nitrate through spillage of any fuel or lubricant; and
 - (ii) damage the floor or walls of the ammonium nitrate storage facility.
- (b) Any spillage contemplated in paragraph (a) (i) must be cleaned up immediately by the owner of the ammonium nitrate storage facility and the used cleaning material must be removed from the premises for disposal.
- (3) No person may attempt to break up solidified ammonium nitrate by using an explosive or any other means of causing an explosion.

CHAPTER 19

TERTIARY EDUCATIONAL INSTITUTIONS AND REGISTERED LABORATORIES

Tertiary educational institutions

105. (1) The Chief Inspector may register and grant permission, on written application, to a tertiary educational institution to manufacture explosives in accordance with the conditions of such permission.
- (2) The written application contemplated in sub-regulation (1) must be made to the Chief Inspector by the departmental head of the tertiary educational institution and must contain the following information -
- (a) the name and address of the tertiary educational institution;
 - (b) the site and description of the specific building and laboratory or laboratories where the explosives are to be manufactured;
 - (c) the type and quantities of explosives to be manufactured;
 - (d) the restrictions to be placed on the number of persons -

- (i) present during the manufacturing of explosives; **and**
- (ii) while the explosives are kept in a specific laboratory;
- (e) the details of safety precautions to be taken;
- (f) where storage is required, the maximum period for which and the place where the explosives are to be stored;
- (g) the safe methods of disposing of the explosives;
- (h) the security measures to be taken to prevent any unauthorised entry by persons to explosives manufactured and stored on the premises of the institution;
- (i) the name, address, occupation, qualifications and identity number of the person in charge of the laboratory who will be responsible for ensuring compliance with these Regulations and the conditions attached to the permission; and
- (j) the reasons for manufacturing the explosives.

Registered laboratories

- 106.** (1) The Chief Inspector may register and grant permission, on written application, to a laboratory, to manufacture explosives in accordance with the conditions of such permission.
- (2) The written application contemplated in sub-regulation (1) must be made to the Chief Inspector by the manager of the laboratory, and must contain the following information -
- (a) the name under which the laboratory will operate;
 - (b) the physical address of the laboratory;
 - (c) the nature of the work carried out in the laboratory;
 - (d) the name, address, occupation, qualifications and identity number of the person in charge of the laboratory, who will be responsible for ensuring compliance with these Regulations and the conditions attached to the permission contemplated in sub-regulation (1), and

- (e) the information required in regulation 105(2)(c) to (h).
- (3) Upon registration of a laboratory in terms of sub-regulation (1), the person in charge of the laboratory must apply to the Chief Inspector to manufacture explosives for the purpose of testing, analysis or any other purpose.

Inspection of tertiary educational institutions and registered laboratories

- 107.** (1) Before the Chief Inspector considers the applications contemplated in regulations 105 and 106, the applicant must arrange with the Chief Inspector for an inspection of the premises to determine its suitability.
- (2) The Chief Inspector, or an inspector and an officer of the Forensic Science Laboratory of the South African Police Service may inspect a tertiary educational institution or laboratory contemplated in regulations 105 and 106 at any reasonable time after registration.

CHAPTER 20

MISCELLANEOUS REGULATIONS

Monomethylamine nitrate (MMAN)

- 108.** (1) For the purpose of these regulations “**monomethylamine nitrate**” means monomethylamine nitrate and solutions thereof in water, containing less than 31% water, classified as UN Number 0475, Class 1.1D.
- (2) No person may store, be in possession of, or use monomethylamine nitrate in any place other than an explosives manufacturing workplace.
- (3) (a) Monomethylamine nitrate containing less than 21% water may be packaged and conveyed only in accordance with a permit issued by the Chief Inspector.
- (b) Monomethylamine nitrate containing 21% water or more, but less than 31% water may only be conveyed under a permit issued by an inspector: Provided that –
- (i) it is packed in plastic drums, type code 1H2 as specified in SANS 10229 with maximum bursting strength of 2000 kPa;
 - (ii) the loading bin of the vehicle on which the packaged monomethylamine nitrate is transported, is completely

enclosed and constructed of metal without any exposed wood, hardboard or similar material being used on the inside of the loading bin; and

(iii) the vehicle is approved by the Chief Inspector.

(c) The Chief Inspector may approve, in writing, the use of steel drums, type code 1A2 as specified in SANS 10229, for packing monomethylamine nitrate imported into or exported from the Republic.

Power device, blank and industrial cartridge dealers

- 109.** (1) Any person who intends to deal in power device, blank or industrial cartridges must apply to the Chief Inspector for a dealer's licence issued in terms of section 13(1) of the Act.
- (2) The power device, blank or industrial cartridges referred to in sub-regulation (1) must be kept in a strongroom or safe on the licensed premises.
- (3) A licensed dealer in power device, blank or industrial cartridges must comply with all the requirements of Chapter 10 of these Regulations.

Power device, blank and industrial cartridge users

- 110.** (1) Any person who is in possession of an industrial tool, fire extinguisher or apparatus, activated by means of power device, blank and industrial cartridges, must apply to the Chief Inspector for a permit to acquire, transport and store such cartridges.
- (2) The Chief Inspector may add conditions to the permit contemplated in sub-regulation (1) as he or she deems fit.
- (3) The cartridges contemplated in sub-regulation (1) must be kept in a strongroom or safe and a register must be kept of all receiving and issuing of cartridges and the dates of such receiving and issuing.
- (4) A permit holder may supply cartridges for use only to an employee or person who is acting on his or her behalf.
- (5) The names of the users and transactions must be recorded in the register contemplated in sub-regulation (3), and the register must be kept as prescribed in regulation 7(1).
- (6) Cartridges may only be issued to persons who are trained to use it according to the manufacturer's instructions.

Railway track signals at depots

111. (1) A railway operator which intends to acquire, transport, store and distribute railway track signals for emergency use by its employees, must be registered with the Chief Inspector in terms of regulations 3 and 4.
- (2) The application must in addition to the information required by regulations 3 and 4, include the following -
- (a) a floor plan of the premises indicating the position of the storage facility;
 - (b) a letter from the local fire prevention officer stating that the premises complies with minimum fire prevention standards;
 - (c) an inspection report issued **by** the inspector of explosives for the specific area, which state if the storage facility is suitable for the quantity of railway track signals to be stored; and
 - (d) application for a continuous transport permit from the supplier to place of storage on form SAPS 408 as per Annexure "D".
- (3) Railway track signals must be kept in a lockable freight container, steel cabinet or safe in its original outer packaging, by a suitable person appointed **by** the railway operator's depot manager.
- (4) (a) The suitable person contemplated in sub-regulation (3) must keep a register approved by the Chief Inspector, in which full particulars of all issues and receipts of railway track signals to workplaces must be recorded.
- (b) The register contemplated in paragraph (a) must be kept contemporaneously, be available for inspection by an inspector and must be kept for at least three years from the date of the last entry.

Railway track signals at workplaces

112. (1) The manager of every workplace where railway track signals are to be issued for possible use, must appoint a person who will be responsible for the safe keeping, issuing and receiving of the railway track signals.
- (2) Not more than ten railway track signals in its original inner packaging may be issued to a train driver, rail track worker, or other person authorised by the manager.

- (3) A person to whom railway track signals are issued in terms of sub-regulation (2) must -
- (a) be in possession of a valid identity card issued by the railway operator authorising him or her to be in possession of railway track signals;
 - ~~(b) take reasonable measures to safeguard the railway track~~ signals issued to him or her against theft or unauthorised use;
 - (c) keep the railway track signals in a safe, dry place; and
 - (d) return any expired, damaged or deteriorated railway track signals to the responsible person contemplated in sub-regulation (1).

Transport of railway track signals

113. (1) A person who is authorised to be in control or possession of railway track signals as contemplated in regulation 111(3), 112(1) or 112(2), is exempted from a transport permit required by regulation 28(1) or from a vehicle licence required by regulation 32(1), for the quantities contained in Annexure "F".
- (8) Any misfires or malfunctioning of emergency railway detonators must immediately be reported to the Chief Inspector.

Distress signal dealers

114. (1) Any person who intends to deal in distress signals, must apply to the Chief Inspector for a dealer's licence issued in terms of section 13(1) of the Act.
- (2) The application must in addition to the information required by regulations 3(2), 4 and 43(1), include the following-
- (a) a floor plan of the premises indicating the position of the storage facility.
 - (b) a letter from the local fire prevention officer stating that the premises complies with minimum fire prevention standards.
 - (c) an inspection report issued by the inspector of explosives for the specific area.

- (3) Distress signals in its original packaging as received from the supplier, may be stored in quantities not exceeding **1000kg** gross mass, in a strongroom, safe or other approved storage facility on the licensed premises.
- (4) A dealer in distress signals may supply approved pyrotechnics to bona fide end-users such as boat owners, outdoor enthusiasts, mountaineers and hikers, on condition that a sales register is kept in a format prescribed by the Chief Inspector.

Distress signal use

- 115. (1)** No permit is required by persons referred to in regulation **114(4)** to purchase, possess, store and use distress signals: Provided that -
- (a) it may only be obtained from dealers licensed in terms of section **13(1)** of the Act;
 - (b) complete personal details such as identity number, full names, physical address and intended purpose of use must be stated in the register kept in terms of regulation **114(4)**;
 - (c) only signals free from any visible defects, and within the shelf life date, may be used; and
 - (d) signals may only be used during emergencies according to the manufacturer's specifications.
- (2) No distress signals may be fired as fireworks, for testing and practice purposes.

Inert or replica explosives

- 116. (1)** Any person who intends to possess, transport, import or export inert or replica explosives, must be registered with the Chief Inspector and must have a permit.
- (2) Application for a permit referred to in sub-regulation (1) must be in accordance with regulation 4, accompanied with the following additional information:
- (a) proof of origin of the inert or replica explosives;
 - (b) description thereof; and
 - (c) **any applicable** research to support the application,

and be submitted to the inspector for the specific area.

- (3) An inspector must, as soon as the application is received, inspect the premises where the inert or replica explosives will be kept, as well as the inert or replica explosives and determine the suitability of the premises as well as the applicant.
- (4) The Chief Inspector may issue a permit and attach applicable conditions to the permit **when** issuing it.
- (5) The Chief Inspector may refuse the issuing of the permit and an inspector may confiscate the inert or replica of explosives if the article poses a threat to safety and security.

Annexure "A"

CLASSIFICATION OF EXPLOSIVES**1. Definitions**

Certain words or expressions which appear in the Compatibility Group table, are not defined elsewhere in the Explosives Regulations, and will have the following meanings for the purpose of explosives classification:

"hypergolic liquid" means a liquid which can ignite spontaneously on contact, and consists of combinations of fuels and oxidisers and which can be utilised as a rocket fuel or propellant;

"primary explosive" means an explosive substance manufactured to explode, which is very sensitive to heat, impact or friction and which, even in very small quantities, either detonates or deflagrates, and is able to transmit detonation or deflagration to secondary explosives close to it;

"pyrophoric substance" means a substance capable of spontaneous ignition when exposed to air, but excludes a substance containing white phosphorus;

"secondary explosive" means a relatively insensitive explosive substance, which is usually initiated by primary explosives with or without the aid of boosters or supplementary charges, and may react as deflagration or detonation.

2. For the purpose of classification, explosives are listed in terms of SANS 10228 as Class 1 Dangerous Goods, which is subdivided into the following six Hazard Divisions -

(1) Division 1.1 - Substances and articles which present a mass explosion hazard;

(2) Division 1.2 - Substances and articles which present a projection hazard but not a mass explosion hazard;

(3) Division 1.3 - Substances and articles which:

(a) present a fire hazard and either a minor blast hazard or a minor projection hazard or both, but not a mass explosion hazard;

(b) give rise to considerable radiation heat, or

- (c) burn one after another, producing minor blast or projection effects, or both;

(4) Division 1.4 - Substances and articles:

- (a) which present no significant hazard;

- (b) which present only a small hazard in the event of ignition or initiation during transportation;

- (c) of which the effect is largely confined with the package and no projection of fragments of appreciable size or range is to be expected, and

- (d) to which an external fire will not cause almost instantaneous explosion of virtually the entire contents of the package.

(5) Division 1.5 - Very insensitive substances which:

- (a) present a mass explosion hazard; and

- (b) are so insensitive that there is very little probability of initiation or of transition from burning to detonation under normal conditions of transport.;

(6) Division 1.6 - Extremely insensitive articles which:

- (a) do not have a mass explosion hazard;

- (b) contain only extremely insensitive detonating substances and which demonstrate a negligible probability of accidental initiation or propagation.

3. Explosives are assigned to one of thirteen Compatibility Groups as follows -

Compatibility Group	Hazard Division	Article or substance to be classified
A	1.1	Primary explosive substance
B	1.1; 1.2; 1.4	Article containing a primary explosive substance and not containing two or more effective protective features. Some articles, such as detonators for blasting, detonator assemblies for blasting and primers, cap type, are included, even though they do not contain primary explosives
C	1.1; 1.2; 1.3; 1.4	Propellant explosive substance or other deflagrating explosive substance or article containing such explosive substance
D	1.1; 1.2; 1.4; 1.5	Secondary detonating explosive substance or black powder or article containing a secondary detonating explosive substance, in each case without means of initiation and without a propelling charge, or article containing a primary explosive substance and containing two or more effective protective features
E	1.1; 1.2; 1.4	Article containing a secondary detonating explosive substance, without means of initiation, with a propelling charge (other than one containing a flammable liquid or gel or hypergolic liquids)
F	1.1; 1.2; 1.3; 1.4	Article containing a secondary detonating explosive substance, with its own means of initiation, with a propelling charge (other than one containing a flammable liquid or gel or hypergolic liquids) or without a propelling charge
G	1.1; 1.2; 1.3; 1.4	Pyrotechnic substance, or article containing a pyrotechnic substance, or article containing both an explosive substance and an illuminating, incendiary, tear- or smoke-producing substance (other than a water-activated article or one containing white phosphorus, phosphides, a pyrophoric substance, a flammable liquid or gel or hypergolic liquids)
H	1.2; 1.3	Article containing both an explosive substance and white phosphorus
J	1.1; 1.2; 1.3	Article containing both an explosive substance and a flammable liquid or gel
K	1.2; 1.3	Article containing both an explosive substance and a toxic chemical agent
L	1.1; 1.2; 1.3	Explosive substance or article containing an explosive substance and presenting a special risk (e.g. due to water activation, or the presence of hypergolic liquids, phosphides or a pyrophoric substance) and needing isolation of each type
N	1.6	Article containing only extremely insensitive detonating substances
S	1.4	Substance or article so packed or designed that any hazardous effects arising from accidental functioning are confined within the package unless the package has been degraded by fire, in which case all blast or projection effects are limited to the extent that they do not significantly hinder or prohibit fire fighting or other emergency response efforts in the immediate vicinity of the package

4. Where explosives of similar Compatibility Groups, but different Divisions are handled together, they must be treated as belonging to the Division having the smallest number.

Annexure "B"
SAPS 3978

SOUTH AFRICAN POLICE SERVICE METHODS FOR THE DESTRUCTION OF BLASTING EXPLOSIVES

A. GENERAL

The destruction of blasting explosives may be carried out only by a blaster as defined in of the Explosives Regulations, or by a person specially authorised, in writing, by an inspector to do so.

The Chief Inspector of Explosives must be advised, in writing, of the details of all blasting explosives destroyed for any reason whatsoever.

The destruction of blasting explosives may be carried out only during the hours between sunrise and sunset.

In particular, regulations 9, 55(4)(b) and 58 of the Explosives Regulations must be observed.

Blasting explosives not referred to in this pamphlet require special methods for their destruction, which may be obtained from the manufacturer.

B. THE SITE

The destruction of blasting explosives may be undertaken only at a safe distance from buildings, roads, railways, power lines etc. Possible danger from air blast, which may damage windows and roofs of buildings, even at considerable distances, must be considered, as well as danger from flying debris. Even in the case of burning, it is possible for blasting explosives to detonate, and adequate safety distances must be maintained accordingly.

The best sites for the destruction of blasting explosives are slime dams or open sandy veld. Stone sites should be avoided, as explosions will cause stones to be scattered, which will inevitably extend the danger zone. Dry grasslands or bush, which might be ignited by burning fragments from a blast, should also be avoided.

On a clear, quiet cloudless day, five kilogrammes of blasting explosives may be detonated at a distance of not less than 150 metres from any building etc., on a site which is free from stones or any other potential projectiles. Smaller quantities of blasting explosives may be destroyed at distances determined by using recognised formulae.

C. SAFETY PRECAUTIONS

It cannot be too strongly emphasised that when blasting explosives are being burnt they are always liable to detonate, even if conditions seem to indicate that an explosion will not result. The blaster must bear this fact in mind all the time.

Since the destruction of blasting explosives, whether by burning or detonation, is equivalent to blasting, regulation 58 applies *mutatis mutandis* to the destruction of explosives.

The blaster may not approach, or allow anybody to approach, the fire until it is completely burnt out

The quantity of blasting explosives dealt with at one time must be limited to the following:

Blasting cartridges	5 kilograms
Detonators	500 units.
Detonating relays	500 units.

If the total quantity of blasting explosives is more than can be dealt with at one time, the bulk must be stacked, under guard, at a safe distance from the scene of operations. Only sufficient blasting explosives for one treatment should be

brought up at a time. Blasting explosives may easily be detonated sympathetically, by concussion or by a blow from flying debris, so that the ~~stack~~ must be far enough away to avoid either of these possibilities.

Guards must be placed so as to prevent persons *not* actually engaged in the work from entering the danger area, and ~~after the work~~ is completed a thorough search **must** be carried out for blasting explosives which may have escaped destruction.

Old or damaged blasting explosives should never be 'used up' by charging them into boreholes.

It is strongly emphasised that blasting explosives should NEVER BURIED IN THE GROUND in the hope that they will break down naturally and be rendered safe by the elements. Most blasting explosives remain unaltered in the ground for many years and therefore **constitute** an ever-present source of danger. For the same reason submersion of blasting materials in deep water ~~or at sea~~ is forbidden.

D. DESTRUCTION OF BLASTING EXPLOSIVES BY BURNING

Blasting cartridges

Nitroglycerine based blasting cartridges ~~can~~ be destroyed by burning only if the cartridges are 32 mm ~~or less~~ in diameter. Large diameter blasting cartridges (over 32 mm) are difficult to destroy successfully by burning and should be detonated. If they have become so insensitive as to make detonation difficult, the advice of an inspector of explosives should be obtained on how to **destroy** them.

It is not possible to be sure that blasting explosives will not detonate during burning, however carefully the work is carried out, ~~consequently~~ all precautions against danger in the event of detonation must be taken. The possibility of detonation limits the amount which ~~can~~ be dealt with at one spot, and **five** kilograms may not be exceeded. If more than one lot of **five** kilograms is being burnt at one time, the sites must be at least 10 metres apart to avoid the possibility of sympathetic detonation in ~~the~~ event of one lot exploding.

There must be no detonators amongst the blasting cartridges to be burnt. ~~If~~ there is any possibility of these being present - for example in cartridges which may have been made into primers - a careful search must be made, and any that are found must be removed and dealt with separately.

The bed on which burning will take place must be made of dry wood shavings or well-crumpled newspapers. It should be about 200 mm wide, about 25 to 50 mm thick, and as long as is needed for the blasting explosives to be destroyed, (five kilograms of 22 mm x 200 mm blasting cartridges will cover a bed of ~~about two comma five~~ metres long; the same mass of 25 mm x 200 mm and 32 mm x 200 mm cartridges will cover beds of about ~~two~~ metres and one comma five metres long, respectively).

The long **axis** of the bed must lie parallel to the direction in which the wind is blowing, and the work should not be attempted if ~~the~~ wind is **exceptionally** strong or very gusty.

The blasting cartridges are placed lengthwise in a single layer ~~on~~ the wood shavings so that the cartridges do not touch ~~one~~ another and lie parallel to the long side of the bed.

The bed and blasting cartridges are then well saturated with LIGHTING PARAFFIN, (power paraffin, diesoline and petrol **MAY NOT** be used), by sprinkling the whole bed, using a watering can or specially prepared tin to give even distribution of paraffin over ~~the~~ whole bed. (About 500 ml of paraffin will be needed per metre (~~length~~) of bed for normal purposes, but very wet blasting materials will need much **more**).

When the guards have been ~~set~~ and everybody has moved to a safe distance, ~~the~~ blaster may light the bed of shavings at the downwind end by means of a train of newspaper long enough to give him or her time to WALK to safety before ~~the~~ cartridges start burning. It is important to light only the downwind end of the bed of shavings, otherwise burning will proceed more rapidly and the heat will probably cause detonation of the blasting cartridges.

After the fire has become extinguished the operator must approach the site to ascertain whether any cartridges have remained unburned. Should an explosion occur during burning, a thorough search must be made for unexploded cartridges, which may have been projected over a wide ~~area~~. No other fire may be prepared on the same spot until the ground has thoroughly cooled off.

NB. - All permitted blasting explosives, contain relatively high proportions of inert salts which are not combustible at all. The presence of these salts makes it difficult to burn permitted blasting explosives and they are likely to explode when attempts are made to burn ~~them~~. All permitted blasting explosives must **therefore** be destroyed by detonation.

Detonating cord

Detonating cord can be destroyed by burning. It may, however, detonate during burning - especially if confined in any way - so the same precautions must be observed as in burning blasting cartridges. The detonating cord is removed from the reel and cut into three metre lengths, and not more than 20 lengths (strands) of three metres each are laid lightly, without touching, on a bed of combustible material which is then lit in the manner described for blasting cartridges.

Safety fuse/shock tube without detonator

Safety fuse can be destroyed by burning in the **same** manner **as** that described for detonating fuse.

Ammonium nitrate blasting agents and gunpowder

Ammonium nitrate blasting agents and gunpowder can be destroyed by burning on a bed of wood shavings, as described above. They should be poured on the shavings in a thin layer of not more than 6 mm thick.

Fuse Igniters

Fuse igniters may be destroyed by placing them in a row and lighting them individually by means of another fuse igniter, and leaving them to burn away. (If the fuse igniters are in poor condition, they may disintegrate and burning fragments be scattered).

Igniter cord

Place one reel of igniter cord at a time on vegetation free ground (so that veld fires will not be started) on the spot where burning will take place, and prepare an ignition train by unreeling at least 20 metres of igniter cord in a straight line out and away from the reel.

The remote free end of this ignition train can then be lit and allowed to burn through to the reel of igniter cord which will blaze fiercely at it burns. When a full reel of igniter cord burns, the flames and incandescent gases can spread out over a radius of three to six metres or more, so the vegetation free area must be fairly large.

The operators should, after lighting the end, move still farther away from the reel.

Delay igniter cord igniters

Destroy like safety fuse as described above, without removing the igniter cord and containing capsule from the length of safety fuse.

Electric igniter cord igniters (electric starters for igniter cord), including shock tube delay assemblies and fuse heads

Scatter loosely and individually on the bed of wood-shavings in a single layer.

E. DESTRUCTION OF BLASTING EXPLOSIVES BY DETONATION***Blasting cartridges***

Detonation should be done in a pit made in the ground in order to restrict the scattering of debris. The pit should be about 600 mm deep. Not more than five kilograms of blasting cartridges (in good condition) should be detonated at a time. If more than five kilograms has to be destroyed, separate charges of five kilograms each must be prepared and detonated in succession and NOT simultaneously.

A fresh blasting cartridge is primed with a capped fuse or electric detonator, and the blasting cartridges for destruction ~~are~~ made into a compact bundle with this primer at the centre. The bundle should be firmly bound with string to keep the cartridges together, and it is then placed at the bottom of the pit, covered with loose soil or sand, and detonated.

Concussion and air-blast are reduced considerably by covering the blasting cartridges with 300 mm to 600 mm of sand or soil. There must be no stones amongst the filling material. Care should be taken not to disturb the position of the primer, or of the blasting cartridges in the stack, during the filling process, otherwise a misfire may result. Blasting cartridges which have become at all insensitive should always be confined by a thick covering of sand or soil, and a fairly larger primer should be used, ~~as~~ this will assist their complete detonation.

When blasting materials are to be destroyed by detonation it is a wise precaution to duplicate the capped fuse or electric detonator used for this purpose, especially when the charge is covered with sand or soil or if there is any doubt as to the **condition** of the detonators.

Considerable heat is given out by the detonation of large quantities of blasting cartridges, so that a further quantity should not be prepared for destruction on the same spot until the ground has thoroughly cooled off.

The detonation should be carried out only after all safety precautions have been taken and proper warnings given.

Detonating cord

The detonating cord, which ~~need~~ not be removed from the reel on which it is wound, is placed in the bottom of a pit and detonated by an ordinary or electric detonator inserted between adjacent turns of detonating cord. It is better not to attach the detonator to a free end of the detonating fuse, ~~as~~ this portion may have become insensitive to initiation by a detonator owing to ~~end-creep~~ of moisture. The insensitive portion will however, detonate satisfactorily provided the fuse is detonated at any point in the reel.

The ~~remarks~~ under blasting Cartridges concerning air-blast, concession, double-priming, heating of pits etc., also apply in the section.

Detonators - electric and non-electric

Before destruction is attempted, leading wires should be removed from electric detonators by cutting the individual wires one at a time and not ~~both~~ in one ~~cut~~, and safety fuse, or shock tube removed from detonators. The wires, fuse, or shock tube should be ~~cut off~~ approximately 50 mm from the crimp of the detonator tube.

The detonators to be destroyed are wrapped in strong paper or hessian and made up into a compact parcel, to contain not more than 100 detonators, together with a non-electric or electric detonator which is known to be in good condition. If the detonators are suspected of being insensitive, ~~as~~ might be the case if they have ever become wet, the non-electric or electric detonator should be made into a "primer cartridge". The parcel must be bound up tightly, allowing the end of the fuse ~~or~~ leading wires to project, so that the detonators are in close contact with one another. There should be no sand or earth in the parcel, ~~as~~ this might lead to some of the detonators failing to explode.

The bundle of detonators is placed in a hole in the ground and detonated by means of the non-electric or electric detonator after everyone has moved away to safety. Placing the detonators in a hole in the ground and covering them with sand will limit the scattering of debris and facilitate the search for unexploded detonators.

Small quantities of detonators [not more than TEN AT A TIME] may be exploded in the following manner:

Dig a shallow trench in the ground about 75 mm deep by 75 mm wide, and fill it with dry sawdust or wood shavings. The detonators are placed on this bed singly and at least 225 mm apart. The bed is then sprinkled with lighting paraffin and lit by means of a paper train at the down-wind end after all the normal safety precautions have been taken. The operator should then retire to a safe place and not re-approach the site until there is no longer any sign of fire.

F. INDEMNITY

The above-mentioned methods of destroying blasting materials, are approved methods within the meaning of regulation 9(6)(b): Provided that-

every precaution is taken to prevent injury to persons and/or damage to property in terms of section 22 of the Explosives Act, 2003 (Act No 15 of 2003);

the grantee of the permit, the State and/or its employees, will in no way be liable for damage, loss or injury sustained by any person or persons and which may in any way be attributable to the destruction of explosives in accordance with this pamphlet or otherwise.

Annexure "C"

SOUTH AFRICAN POLICE SERVICE

CHIEF INSPECTOR OF EXPLOSIVES

**APPLICATION FOR REGISTRATION TO ACQUIRE, TRANSPORT, STORE AND USE BLACK
POWDER FOR PRIVATE USE
(ONLY FOR FIRST APPLICATION)**

1. Name of applicant:
2. Residential address:
.....
3. Postal address:
4. Contact details: Tel (W) (H).....
(Fax).....(Mobile)
5. Name and address of supplier of black powder/percussion caps.....
.....
6. Physical address of storage
7. Description of storage facility:
.....
8. Nearest SAPS Community Service Centre/police station:

The following documents must be attached to this application

- Certified photocopy of first page of identity document
- Original letter from gunsmith to verify the status and details of antique firearm
- Certified photocopies of other black powder firearm licences (if applicable)
- Original Criminal Record Enquiry (SAPS 91(a)) and receipt of payment (to be obtained from nearest SAPS Community Service Centre). **(Only necessary if not a registered firearms licensee).**

Date:

SIGNATURE OF APPLICANT

FOR CIE OFFICE USE ONLY

Date received	
Date SAPS 91 (4 submitted to CRC	
Date CRC feedback received	
Date registered on CES and permit issued	
Reference number allocated	
Date finalised	
Date collected/posted	

.....
/CHIEF INSPECTOR OF EXPLOSIVES

Annexure "D"

SAPS408

SOUTH AFRICAN POLICE SERVICE

CHIEF INSPECTOR OF EXPLOSIVES

APPLICATION FOR BLASTING AND TRANSPORT PERMIT

1. Name of applicant Ref. No.:
2. Address Tel no:
3. Name of blaster: Ref. No:
- Contact numbers:
4. Supplier of explosives and/or numbers and location of magazines
..... Ref. No.:
5. Exact destination of explosives (physical address of place of use or storage)
.....
6. Nearest police station:
- 7.1 Owner of vehicle(s) to be used : Ref. No
7.2 Registration number(s) of vehicle(s).....
8. Distance by road to destination..... :
- 9.1 Estimated period needed to complete work (in days).....
- 9.2 Estimated number of days on which blasting will be done.....
10. Purpose for which explosives are to be used.....
11. Maximum quantities and types of explosives required per day :
12. Quantities and types of explosives required to complete work
.....

NB: I/we will comply with the requirements of regulation 54(3) if blasting is to be done within 500 m from structures or services.
I/we certify that I am/we are fully aware of the requirements of Chapters 7, 9 and 11 of the Explosives Regulations.

Signature of applicant Designation.....

Name of company* Date

*In the case of a registered company, the questionnaire must be submitted under cover of a letter reflecting the name, registered address and names of the directors of the company. The signatory must be either the manager appointed in terms of regulation 50(2)(a) or some other senior official of the company. In the case of a partnership, the full names of all the partners must be given and the name or type of the partnership.

NB-Any person who willfully gives false information to an Inspector is guilty of an offence in terms of section 28(2)(d) of the Explosives Act, 2003 (Act No 15 of 2003), and liable on conviction to a fine and/or imprisonment.

FOR OFFICE USE ONLY



Blasting permit no issued on expiry date

Transport permit no(s) issued

Previous permits submitted for cancellation

Authorisation for long distance transport obtained from (name)

on (date)

Date

INSPECTOR OF EXPLOSIVES

Annexure "EI"

SAPS 392

SOUTH AFRICAN POLICE SERVICE

**SPECIFICATIONS FOR THE CONSTRUCTION AND LICENSING OF
VEHICLES FOR ROAD TRANSPORTATION OF EXPLOSIVES****A GENERAL INFORMATION**

1. No mechanically propelled vehicle may be used for the transportation of explosives unless specially licensed for the purpose by the Chief Inspector of Explosives.
2. When selecting a vehicle, the owner should take into consideration the size of the consignment of explosives which he or she would require to convey either from the suppliers, or from the railhead, to his or her magazines or places of use. The vehicle should be large enough to take this quantity in one consignment, because more than one trip per day may be allowed only in exceptional circumstances after reference of the matter to the Chief Inspector of Explosives.
3. (1) Only those vehicles in which the body and cab form two separate units, connected by the chassis members, can be considered for conversion to carry explosives. Motor cars, station Wagons, panel vans, etc., are therefore excluded from the above-mentioned specification. Similarly, tipper trucks cannot be considered for the conveyance of explosives.

(2) (a) Petrol- driven vehicles must all have normal control.

(b) Compression ignition vehicles (diesels) may have forward or semi-forward control; that is, the engine may be under the cab of the vehicle. Under no circumstances may the engine be situated under the body of the vehicle.
4. When a vehicle is used for distribution of explosives from magazines to places of use in less than full case lots (as received from the supplier), special receptacles approved by the Chief Inspector are required.

B. SPECIFICATIONS APPLICABLE TO ALL MECHANICALLY PROPELLED VEHICLES

1. The overhang of the body beyond the end of the chassis may not exceed 300 mm. The chassis as supplied by the manufacturers may not be altered in any way without the written approval of the Chief Inspector.
2. Vehicles must comply with the provisions of the National Road Traffic Act, 1993 (Act NO 93 of 1996) and the National Road Traffic Regulations, 2000, and specifically with the requirements pertaining to transport of dangerous goods by road.
3. Every vehicle must have two rear vision mirrors fitted, one on each side of the cab.
4. (1) An all-purpose (ABC) fire extinguisher of the dry chemical (dry powder) type with a minimum capacity of 9 kilograms dry chemical powder, in good working order, must be fitted to all explosives-carrying vehicles.

(2) The fire extinguisher must comply in all respects with the South African Bureau of Standards' specification SANS 810: Portable rechargeable fire extinguishers - Dry powder type extinguishers.

(3) The fire extinguisher must be carried in or adjacent to the cab. If carried outside the cab, it must not be on the same side of the vehicle as the fuel tank filling neck. The extinguisher must be fitted to the vehicle with a suitable quick-release device to enable the driver to remove the extinguisher immediately in the event of an emergency.

(4) (a) If the fire extinguisher does bear the **SABS** mark, the owner of the vehicle must furnish the following information on form SAPS 398 -

- (i) that the extinguisher does bear the **SABS** mark;
- (ii) the capacity of the extinguisher in kilogram; and
- (iii) that it is an all-purpose dry chemical fire extinguisher.

(b) If the extinguisher does not bear the **SABS** mark, a certificate from the manufacturers/representatives/suppliers must be submitted, stating -

- (i) that the extinguisher does comply with SANS 810;
- (ii) the capacity of the extinguisher in kilogram; and
- (iii) that the extinguisher is an all-purpose dry chemical fire extinguisher.

Pro forma certificate to be completed on company letterhead and **submitted** with form SAPS 398:

I/We, the undersigned, for and on behalf of _____ the manufacturers/representatives/suppliers, do hereby certify that the (state brand, type of extinguisher and supplier's reference) complies in all respects with SANS specification 810: Portable rechargeable fire extinguishers - dry chemical type extinguishers, and that the extinguisher is filled with kg of grade all-purpose dry chemical powder.

Designation

Date Signature.....

(5) No other type of fire extinguisher will be allowed.

5. The licence must be carried in the designated space as provided for in the National Road Traffic Regulations, 2000.

6. The underside of the petrol tank must be sufficiently protected.

7. Every vehicle must be fitted with a single four-point battery master switch of a design to suit the electrical system of the vehicle. The switch must be so designed that:

- (1) both terminals are cut off when the circuit is broken; and
- (2) it is completely safe for the maximum voltage and starter loads which it must carry, The switch must be in an easily accessible position.

8. Every vehicle must be fitted with a satellite tracking or stolen vehicle recovery system as approved by the Chief Inspector.

C. **SPECIFICATIONS FOR EXPLOSIVES VEHICLES TRANSPORTING MORE THAN 400 KILOGRAMS EXPLOSIVES**

1. For the transport of more than **400** kilograms explosives (**16** cartons blasting cartridges), chassis not older than five years after first registration may be converted, and must be fitted with totally enclosed bodies.
2. The back of the cab must be of metal and there must be a free space of at least **150** mm between the cab and the front of the body.
3. The vehicle may be fitted with •
 - (1) an all steel body lined with wood or hardboard to about **1 250** mm above floor level, in which case the floor should be covered with **15** mm hardboard and an aluminium or brass wearing strip fitted at the door;
 - (2) an all aluminium or aluminium alloy body; or
 - (3) a glass reinforced plastic body of a design approved by the Chief Inspector.
4. Ventilators must be provided on all totally enclosed bodies.
5. **If desired**, heavy shatterproof glass windows may be fitted in the back of the cab and in the body.
6. The doors of totally enclosed bodies must be on the left-hand side (passenger side). If desired, doors may be fitted on the ~~left~~ and right-hand sides of the vehicle. The door must be fitted with an external three-way locking device,
7. The silencer and outlet of the exhaust must be situated in such a way that the load is protected from excess heat and sparks emitted from the exhaust.
- a. When calculating the size ~~of~~ the body to be fitted to a truck, the average size of a case of blasting cartridges can be assumed to be **600** mm x **260** mm x **260** mm and it must be borne in mind that ~~cases~~ may not stand upright.
9. Before a vehicle is purchased or any ~~alternations~~ are effected, completed application form SAPS 409, with the vehicle's construction plan in duplicate, must be submitted to the Chief Inspector of Explosives, Private Bag **X624**, Pretoria, **0001**.

Unless prior approval has been obtained, the issue of a licence cannot be guaranteed, and the purchase ~~of~~ a chassis and any work that may have been done thereon will be at the owner's risk.

10. **After conversion, the following documents must be submitted to the Chief Inspector of Explosives, Private Bag X624, Pretoria, 0001:**
 - (1) Completed application *form* • SAPS 398;
 - (2) Completed inspection **report** • SAPS 413 (to be completed by an inspector of explosives);

- (3) Three weighbridge tickets (front wheels, rear wheels and total vehicle);
 - (4) Completed calculation sheet (to be completed by an inspector of explosives);
 - (5) Certified copy of the vehicle's registration certificate;
 - (6) Certified copy of the motor vehicle licence, licence and roadworthy certificate disc, and operator card;
 - (7) Certified copy of the satellite tracking or stolen vehicle recovery system installation certificate; and
 - (8) Fire extinguisher certificate as required in terms of paragraph B4(4) of these specifications (if applicable).
11. **NB - A** vehicle may not be used for any purpose whatsoever until the explosives-carrying licence has been issued and is carried in the designated space provided for the purpose in the cab. The conditions of the licence should be carefully studied as otherwise the licence may be forfeited.

D. SPECIFICATIONS FOR VEHICLES TRANSPORTING AMMONIUM NITRATE

1. Ammonium nitrate may be transported with the following vehicles, licensed for that purpose by the Chief Inspector:
 - (1) vehicles and trailers with drop sides - 22 kg, 25 kg, 50 kg and 1,2 ton bags;
 - (2) trailers without drop sides - 1,2 ton bags; or
 - (3) tankers - bulk prills.
2. The body of the vehicle, trailer or tanker must be of metal, and may not be lined or covered with wood, rubber or other combustible material.
3.
 - (1) Drop-sides and tail-boards fitted to open vehicles or trailer bodies must be of sufficient height to contain the whole load.
 - (2) Trailers without drop-sides may be used to transport bulk bags in excess of 1 ton.
 - (3) A wraparound tarpaulin and suitable strapping must be fitted tightly over the load to protect and secure it during transport.
 - (4) Tankers constructed for the transport of more than 16 000 kg of ammonium nitrate must be fitted with bursting disks with a venting area of at least 300 cm² per ton of ammonium nitrate.
 - (5) Before a vehicle is purchased or any alternations are effected, completed application form SAPS 409, with the vehicle's construction plan in duplicate, must be submitted to the Chief Inspector of Explosives, Private Bag X624, Pretoria, 0001.

Unless prior approval has been obtained, the issue of a licence cannot be guaranteed, and the purchase of a chassis and any work that may have been done thereon will be at the owner's risk.

- (6) After conversion, the following documents must be submitted to the Chief Inspector of Explosives, Private Bag **X624**, Pretoria, **0001**:

- (a) Completed application form - SAPS **398**;
- (b) Completed inspection report - SAPS **413** (to be completed by an inspector of explosives);
- (c) Three weighbridge tickets (front wheels, rear wheels and total vehicle);
- (d) Certified copy of the vehicle's registration certificate;
- (e) Certified copy of the motor vehicle licence, licence and roadworthy certificate disc, and operator card;
- (f) Certified copy of the satellite tracking or stolen vehicle recovery system installation certificate; and
- (g) Fire extinguisher certificate as required in terms of paragraph **B4(4)** of these specifications (if applicable).

E. SPECIFICATIONS FOR EXPLOSIVES VEHICLES TRANSPORTING UP TO 400 KILOGRAMS EXPLOSIVES

1. Vehicles not older than five years after first registration with an internal body length not exceeding **2,5** metres, may be used for the transport of up to a net mass of **400** kilogram explosives (equivalent to **16** cartons blasting cartridges).
2. The vehicle must be fitted with sides and tailboard.
3. Only special receptacles approved by the Chief Inspector may be used to transport explosives.
4. Runners, a frame, or other suitable means to prevent the receptacles from sliding around, must **be** bolted to the floor or attached to the body in a way acceptable to the Chief Inspector.
5. Application form SAPS **409** must be completed and forwarded to the Chief Inspector of Explosives before the vehicle is purchased or any alterations are effected.

Unless prior approval has been obtained, the issue of a licence cannot **be** guaranteed and the purchase of a vehicle and any work that may have been done thereon will be at the owner's risk.

6. After conversion, the following documents must be submitted to the Chief Inspector of Explosives, Private Bag **X624**, Pretoria, **0001**:

- (1) Completed application form - **SAPS 398**;
- (2) Completed inspection report - **SAPS 413** (to **be** completed by an inspector of explosives);
- (3) Certified copy of the vehicle's registration certificate;
- (4) Certified copy of the motor vehicle licence, licence and roadworthy certificate disk and operator card;
- (5) Certified copy of the satellite tracking or stolen vehicle recovery system installation certificate; and
- (6) Fire extinguisher certificate as required in terms of paragraph **B4(4)** of these specifications (**applicable**).

7. NB - A vehicle may not be used for any purpose whatsoever until the explosives-carrying licence has been issued and is carried in the designated space provided for the purpose in the cab. The conditions of the licence should be carefully studied as otherwise the licence may be forfeited.

F. SPECIFICATIONS FOR REMOVABLE EXPLOSIVE TRANSPORT RECEPTACLES

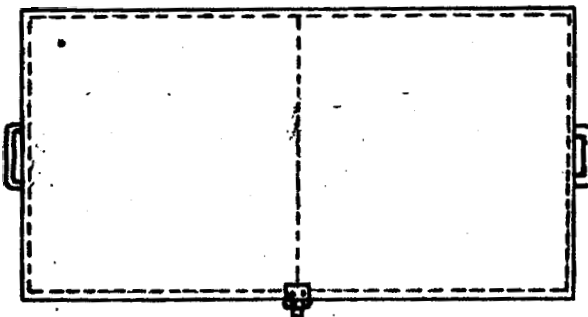
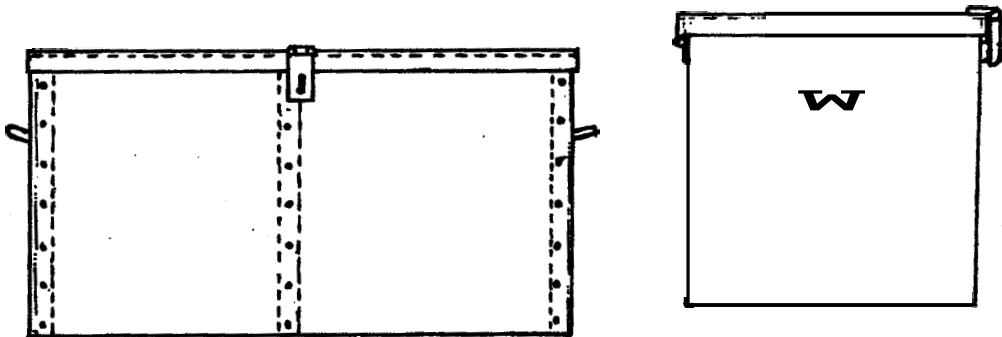
1. The following types of removable receptacles may be used to transport explosives on licensed vehicles:

Type	Internal dimensions	Purpose
8 Case explosives box	Two compartments of 650 mm (L) x 650 mm (W) x 650 mm (H) per compartment.	To carry up to 8 cartons or bags of blasting explosives. Maximum of 4 cartons or bags allowed per compartment.
16 Case explosives box	Two compartments of 1400 mm (L) x 655 mm (W) x 700 mm (H) per compartment.	To carry up to 16 cartons or bags of blasting explosives. Maximum of 8 cartons or bags allowed per compartment.
Detonator box	Single compartment of 300 mm (L) x 300 mm (W) x 200 mm (H). Completely lined with numnah (at least 10 mm thick).	To carry less than full cartons of detonators and explosives accessories. Box is normally transported in cab of vehicle during the simultaneous transport of detonators and blasting explosives.
Small single compartment explosives box	Single compartment of 300 mm (L) x 300 mm (W) x 200 mm (H).	To carry one reel of detonating cord, or a limited quantity of boosters or blasting cartridges.
Compartmented box for blasting cartridges	Four compartments of 130 mm (L) x 230 mm (W) x 250 mm (H)	To carry packets of blasting cartridges where less than full boxes are required.

2 Construction

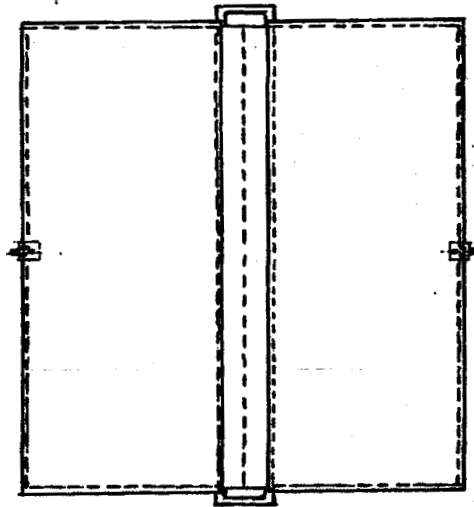
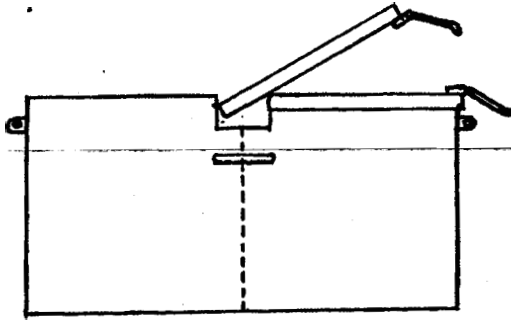
- (1) Boxes may be constructed from wood or 3 mm aluminum or aluminum alloy.
- (2) Detonator boxes must be completely numnah-lined (at least 10 mm thick).
- (3) All receptacles must have lockable lids,
- (3) Wooden boxes must have dovetailed joints, with bases, brass hinges, brass hasp and staples fixed with countersunk brass or stainless steel screws.
- (4) Aluminum or aluminum alloy boxes must be spot-welded, riveted and waterproofed at corners.
- (5) Brass piano hinges or three evenly spaced 75 mm brass hinges (for large boxes) at the back, and brass hasps and staples in the centre at the front of the boxes, must be fixed with countersunk brass or stainless steel screws in the case of wooden boxes, or riveted in the case of aluminum or aluminum alloy boxes.

3. Diagrams of explosives receptacles made from 3 mm aluminium sheets

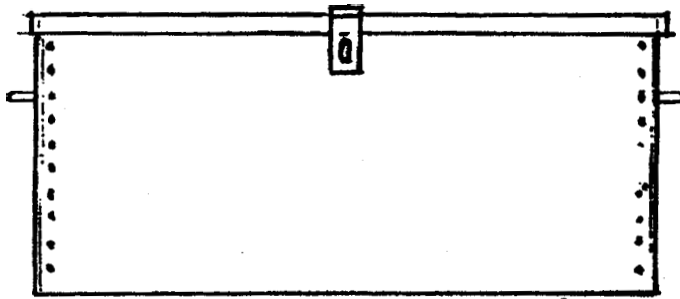
8 CASE EXPLOSIVES BOX**Internal dimensions:**

Two compartments of 650 mm
(L) x 650 mm (**W**) x 650 mm (H)
per compartment.


16 CASE EXPLOSIVES BOX



internal dimensions:
Two compartments of 1400 mm (L) x 655 mm
(W) x 700 mm (H) per compartment.



SINGLE COMPARTMENT DETONATOR OR EXPLOSIVES BOX

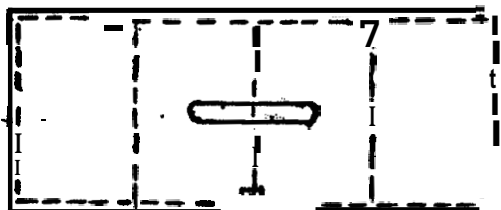

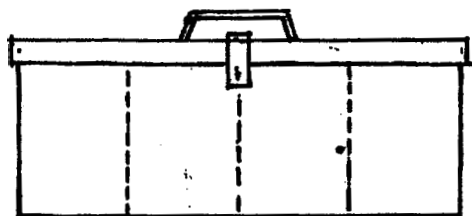


Internal dimensions:

Single compartment of **300 mm (L)**
x **300 mm (W)** x **200 mm (H)**.

Detonator boxes must be numnah-
linded.

FOUR (4) COMPARTMENT BOX FOR BLASTING CARTRIDGES



Internal dimensions:

Four compartments of **130 mm (L)** x **230 mm**
(W) x **250 mm (H)**

4. Markings

- (1) **All** receptacles must be painted signal red.
- (2) Small boxes must be clearly marked with the words 'EXPLOSIVES' or 'BLASTING ACCESSORIES' in white 15 mm letters.
- (3) Larger boxes must be marked with removable dangerous goods placards prescribed in SANS 10232-1, as required by the National Road Traffic Act, 1993, and Regulations.

Annexure "E2"

SAPS 409

SOUTH AFRICAN POLICE SERVICE
APPLICATION FOR APPROVAL TO CONVERT A VEHICLE FOR THE
TRANSPORTATION OF EXPLOSIVES BY ROAD

(This form must be completed and submitted to the Chief Inspector of Explosives, Private Bag X624, Pretoria, 0001 before any alterations are effected to a vehicle for the transportation of explosives by road. When completing this form, please refer to specifications SAPS 392.)

If the vehicle will be used for the conveyance of less than 400 kg explosives, complete questions 1, 2, 3, 4 and 8 only.

1. (1) Make of chassis
- (2) With or without factory-built cab?
2. (1) Manufacturer's model number, name or other description
- (2) Year of manufacture
3. Petrol or diesel driven?
4. If petrol driven:
 - (1) Where is the petrol tank situated?
 - (2) If under the seat, does the filling neck protrude through side of cab?
5. Nominal carrying capacity of chassis according to manufacturer's specifications:

Gross loaded weight of truck

(Manufacturer's pamphlet confirming this figure must be attached hereto).
6. Chassis weight on weighbridge (three weighbridge tickets must be attached):
 - (1) Total kg
 - (2) Front wheels on weighbridge kg
 - (3) Rear wheels (2 or 4) on weighbridge kg
7. (1) Wheelbase of two-axled chassis
- (2) Three axled chassis:
 - (a) Centre of front axle to centre of middle axle
 - (b) Centre of middle axle to centre of rear axle
8. (1) Make of tyres fitted
- (2) Size and ply of front tyres
- (3) Dual or single rear tyres
- (4) Size and ply of rear tyres
9. (1) Proposed internal length of body
- (2) Proposed height above floor
10. Description of body to be built (Refer to specifications SAPS 392 and describe in detail, or submit drawing of proposed body):

Signature of applicant Designation

Name of company' Date

*In the case of registered company, this form must be submitted under cover of a letter reflecting the name, registered address and names of the directors of the company. The signatory must be either the manager or some other senior official of the company. In the case of a partnership, the full names of all the partners must be given and the name or title of the partnership.

NOTE: Any person who wilfully gives false information to an inspector is guilty of an offence in terms of section 28(2)(d) of the Explosives Act, 2003 (Act No 15 of 2003) and liable on conviction to a fine, or imprisonment or both.

Annexure "E3"

SAPS398

SOUTH AFRICAN POLICE SERVICE

**APPLICATION FOR A VEHICLE LICENCE TO TRANSPORT EXPLOSIVES
BY ROAD**

(To be completed and submitted to The Chief Inspector of Explosives, Private Bag X624, Pretoria, 0001. When completing this form please refer to specifications SAPS 392.)

1. Name and address of vehicle owner
.....
2. (1) Make and model of vehicle
(2) Year of manufacture
3. Registration number
4. Engine number
5. Chassis number
6. Location of designated space in the cab for the licence and other documents required in terms of the National Road Traffic Act (1993) and Regulations
.....
.....
.....
7. Have dangerous goods transport markings and discs required in terms of the National Road Traffic Act (1993) and Regulations, and SANS 10232-1, been obtained?
8. Have two mirrors been fitted?
9. Fire extinguisher fitted:

(1) Make

(2) Type of powder

(3) Capacity kg

- (4) Fitted with extension hose and nozzle?
- (5) Carried inside or outside cab?
- (6) If outside, which side?
- (7) Does the fire extinguisher bear the SABS mark?
(If not, attach the certificate requested in SAPS 392.)
10. Petrol or diesel driven (Specify)
11. In a petrol-driven vehicle:
- (1) Where is the petrol tank situated? (Describe fully)
.....
- (2) On which side does the petrol-filling neck protrude?
12. Tyres (Complete or mark with "X")

Tyres fitted	Size	Ply ratings	Number			Dual or single
Front			2	4		
Rear			2	4	8	

13. Battery master switch fitted
- (1) Type and serial number
- (2) Where fitted

A-COMplete the following for totally enclosed bodies

1. Finished vehicle mass
(Attach three mass-measuring bridge tickets)
- (1) Total mass kg
- (2) Front wheels on centre of massmeter (scale) kg

- (3) Back wheels on centre of mass meter (scale) kg
2. Actual internal length of body mm
3. Actual internal width of body mm
4. Actual internal height of body mm
5. Distance of centre front hub to centre rear hub mm
6. Horizontal distance from centre rear hub to end of body mm
7. Horizontal distance from centre rear hub to front of body mm
8. (1) Type of body fitted (Submit two copies of drawing if not previously submitted with SAPS 409)
- (2) Position of silencer and outlet of the exhaust
9. Gross vehicle mass of vehicle kg
(The manufacturer's pamphlet confirming this figure must be attached, if not previously submitted with SAPS 409).

B.-COMPLETE THE FOLLOWING FOR UP TO 16-CASE VEHICLES

1. Does the vehicle have normal control, forward control or semi-forward control?
2. Description of body of vehicle (describe fully)
3. Explosives receptacles available (See part F of specifications SAPS 392)

For full case loads		
Type	Number available	Internal dimensions of each compartment
8-Case		
16-Case		

For less than full case loads		
Detonator box		
Single compartment small explosives box		
Compartmented box for blasting cartridges		
Other (describe) _____ _____ _____ _____ _____		

4. Nominal carrying capacity of chassis according to manufacturer's specifications:
Gross vehicle mass of truck
(The manufacturer's pamphlet confirming this figure must be attached, if available and not previously submitted with SAPS 409).
5. Internal length of body mm
6. Internal width of body mm
7. Internal height of body mm

C.-GENERAL

Is the driver of the vehicle in possession of a copy of Chapter 7 (TRANSPORT) of the Explosives Regulations?

I undertake to keep the vehicle and all equipment in good condition, or, if this is not done, to surrender the licence for cancellation.

I certify that the above information is correct

Signature of applicant Designation

Name of Company*

Date

*In the case of registered company, this form must be submitted under cover of a letter reflecting the name, registered address and names of the directors of the company. The signatory must be either the manager or some other senior official of the company. In the case of a partnership, the full names of all the partners must be given and the name or title of the partnership.

NB- Any person who wilfully gives false information to an inspector is guilty of an offence in terms of section 28(2)(d) of the Explosives Act, 2003 (Act No 15 of 2003) and liable on conviction to a fine, or imprisonment, or both.

Annexure "F"

LIMITED QUANTITIES OF EXPLOSIVES EXEMPTED FROM EXPLOSIVES VEHICLE LICENSING REQUIREMENTS FOR ROAD TRANSPORT

(Issued in terms of regulation 32(3)(c) of the Explosives Regulations)

The following limited quantities of explosives are exempted from the licensing requirements for road transport, as contemplated in regulation 32(1):

Type of explosive	Type of use	Maximum quantity	Additional permits or licences required *
Distress signals (Such as road flares, marine pyrotechnics, hand flares, etc)	Private	5kg	None
	Retail/ Distribution	100kg	DL/ CTP
Nitrocellulose propellant for reloading of ammunition	Private	10kg	FAL / None
	Retail/ Distribution	100kg	DL
Black powder	Private	5kg	BPP
	Retail/ Distribution	20kg	DL/ CTP
Consumer fireworks	Private with public transport	5kg	None
	Private	10kg	None
	Retail / Distribution	100kg	DL
Railway track signals	Issued for use	Single tin (10 units)	Control register
	Distribution	50kg	CTP
The following 1.4S items in its original packaging: - Igniters - Rock breaking cartridges (RBC) - Power device, blank or industrial cartridges	Industry use Retail/ Distribution	Unlimited	TTP / CTP
Ammonium nitrate	Industry use	250kg	Certificate TTP / CTP
* Meanings of abbreviations: BPP - black powder permit, CTP - continuous transport permit, DL - dealer's licence, FAL - firearm licence, TTP - temporary transport permit.			

Annexure "G"

EXPLOSIVES MAGAZINE SAFETY DISTANCES

The following tables of distances must form the basis on which applications for explosives magazine licences will be considered -

■. Table of distance (in metres) for explosives in **Classes 1.1 and 1.5**

Donor net quantity of explosives (kg)	To explosives magazines mounded	To process buildings mounded	To railways, roads, etc.*	To public buildings
>5 - 50	9	18	20	24
100	11	22	24	32
200	14	27	29	50
300	16	30	34	68
400	18	33	41	82
500	19	36	47	94
750	22	46	62	124
1000	24	56	75	150
1500	27	72	95	190
2000	30	85	115	230
2500	32	96	130	260
3000	35	106	140	280
4000	3%	121	160	320
5000	40	135	180	360
7500	45	155	210	420
10 000	50	175	235	470
15 000	58	200	270	540
20 000	65	225	300	600
25 000	70	240	320	640
30 000	75	255	345	690
40 000	80	285	380	760
50 000	85	305	400	800
75 000	100	350	470	940
100 000	110	380	510	1 020
150 000	125	440	590	1 180
200 000	140	480	640	1 280
250 000	150	520	700	1 400

2 Table of distance (in metres) for explosives in Class 1.3

Donor net quantity of explosives (kg)	To explosives magazines	To process buildings	To railways, roads, etc.	To public buildings
>5-50	9	9	9	15
100	9	9	9	18
200	9	9	11	22
300	9	9	13	25
400	9	9	15	29
500	9	9	15	31
750	9	9	17	33
1 000	9	10	18	36
1 500	11	16	19	38
2 000	12	19	20	40
2 500	13	21	21	42
3 000	14	22	22	43
4 000	16	24	23	45
5 000	17	25	23	48
7 500	19	26	24	48
10 000	21	27	25	50
15 000	23	27	27	54
20 000	25	27	28	55
25 000	26	27	29	57
30 000	27	27	30	60
40 000	27	27	30	60
50 000	27	27	30	60
750 00	27	27	32	65
100 000	27	27	33	65
150 000	27	27	35	70
200 000	27	27	35	70
250 000	27	27	35	70

3. Table of distance (in metres) for explosives in Class 1.2 and 1.4

Donor net quantity explosives (kg)	To explosives magazines	To process buildings	To railways, roads, etc.*	To public buildings
>5-50	0	9	9	15
100	15	9	9	18
200	9	9	11	22
300	0	9	13	25
400	9	0	15	29
500	9	9	15	31
750	9	9	17	33
1000	9	10	18	36
1500	11	16	19	38
2000	12	19	20	40
2500	13	21	21	42
3000	14	22	22	43
4000	16	24	23	45
5000	17	25	23	46
7500	19	26	24	48
10 000	21	27	25	50
15 000	23	27	27	54
20 000	25	27	28	55
25 000	26	27	29	57
30 000	27	27	30	60
40 000	27	27	30	60
50 000	27	27	30	60
75 000	27	27	32	65
100 000	27	27	33	65
150 000	27	27	35	70
200 000	27	27	35	70
250 000	27	27	35	70

Annexure "H"

SAPS 412

SOUTH AFRICAN POLICE SERVICE

SPECIFICATIONS FOR THE FENCING OF MAGAZINES

In terms of the Explosives Regulations, magazines must be surrounded by a security fence, which must comply with the following specifications:

1. **Fencing**

The fencing must consist of 50 mm diamond mesh fencing constructed of 2,5 mm diameter wire. The height of the fencing must be 2400 mm, except that in the case of portable magazines it may be not less than 1800 mm. The fencing must be attached on the outside of the posts and standards by means of binding wire to five strands of stranding wire of 4 mm diameter. One strand must be positioned at ground level and one at the top of the fencing and the remaining three equally spaced. For portable magazines the fence may be made in sections, which can be bolted together on site.

2. **Posts**

The corner, gate and intermediate post must be of steel tube, 3650 mm long and not less than 100 mm in diameter, and must be planted vertically in the ground to a depth of 750 mm and set in concrete of at least 600 mm depth and 450 mm width and breadth. All posts must be suitably braced with 50 mm diameter tubular struts. The struts must be bolted to the posts at a height of at least 1200 mm, planted in the ground for at least 500 mm of their length at an angle of 45°, and set in concrete of at least 450 mm depth and 450 mm width and breadth. The struts must be placed inside the enclosure. In the case of portable magazines it is not necessary to concrete the posts, struts and standards.

3. **Standards**

The standards must be of steel tube, 3500 mm long and not less than 50 mm in diameter and must be planted vertically in the ground to a depth of 600 mm. The distance between centres of the standards may not exceed 3600 mm. Every fourth standard must be set in concrete of at least 450 mm depth and 300 mm width and breadth.

4. **Overhang**

The posts and standards must be cut and welded to form a 450 mm overhang (apron) to protrude over the outside of the enclosure and set at an angle of 45°. Five (5) strands of barbed wire with 4 point barbs at 150 mm centres must be securely attached to the apron at approximately 90 mm centres, with the last strand at the tip of the pole.

5. **Gate**

The gate must be constructed of 450 mm diameter piping square cornered and suitably braced with similar piping and covered with 50 mm 25 mm thick diamond mesh wire, with locking chain and drop bolts. The overhang of the gate must be similar to that of the fencing.

6. **Distances**

The fence may not approach closer than 5 metres to the foot of the mound around a magazine or, in the case of an unrounded magazine, not closer than 10 metres to the magazine itself. In the case of a set of unrounded Mag. T.S. 3-type magazines, an enclosure measuring at least 15 metres will be acceptable.

7. **One enclosure**

At places where several magazines are situated in one area all the magazines must be in one enclosure.

8. **Guarding**

When magazines must be guarded, the guard must be inside the fence which will afford him a certain amount of protection against unexpected attack.

9. **Deviations**

Application to deviate from these specifications due to unique situations, such as weather conditions which cause corrosion of fencing, must be made in writing to the Chief Inspector for consideration.

Annexure "I"

PRO FORMA CERTIFICATE FOR EXPLOSIVES MAGAZINE

(To be submitted in terms of regulation 37(8) during September each year)

CERTIFICATE

"I, hereby certify that explosives magazine(s) numbered stocked under continuous transport permit number is/are still in good condition and that no new structures, roads and railways, have come into existence within the danger zones of the explosives magazines, as shown on the site plans mentioned on the licence(s) of the relevant explosives magazine(s).

Date.....

Place.....

Signature.....

Name of company.....

Designation.....

Annexure "J"

SOUTH AFRICAN POLICE SERVICE
EXPLOSIVES UNIT



CHIEF INSPECTOR OF EXPLOSIVES
PRIVATE BAG X624
PRETORIA
0001
Phone : (012) 393 2763
Fax : (012) 323 1711
E-mail: pta-explosives@saps.org.za

APPLICATION FOR AUTHORISATION OF AN EXPLOSIVE

(Regulation 71 of the Explosives Regulations, made under section 33 of the Explosives Act, 2003 (Act No 15 of 2003))

(Information given in and supplied with this application will be treated confidentially)

Please consult the explanatory notes at the back before completing this form.

1. GENERAL DETAILS AND CLASSIFICATION

New authorisation ☐

Interim authorisation ☐

Amend existing authorisation ☐

Name of applicant (Company)			
Name of responsible person			
Postal address			Postcode
Nearest SAPS station		Province	
Telephone	Facsimile	Mobile phone	E-mail
Proper shipping name / Description		Class	UN No.
Type of explosive		If detonator, list type	
Primary use		Means of initiation	
Has authorisation been sought elsewhere?		If so, where?	
Is technical information attached?			<div style="display: flex; justify-content: space-around;"> Yes No </div>

2. EXPLOSIVES FORMULATION AND CHARACTERISTICS

Chemical composition	Content and tolerances (% W/W)
Net explosive quantity:	
Characteristics	
Is test report attached?	Yes No

3. CONSTRUCTION OF EXPLOSIVE ARTICLES

Construction		
Outer covering		
Labelling/ marking on item		
Is a detailed sketch, diagram and/or clear image of the article attached?	Yes	No

4. PACKAGING

Outer package description		
	Dimensions	
Contents		
	Gross mass	
Inner package description		
Contents		
Is UN packaging certification attached?	Yes	No
UN marking		

item	Tick if shown	item	Tick if shown
Trade name		Name and address of manufacturer	
Proper shipping name		Date of manufacture	
UN Number		Date of issue	
Class label		UN packaging certification	
Subsidiary label		Other markings (describe)	
Word 'EXPLOSIVE'			
Item			Tick if shown / Details
Trade name			
Class label			
Subsidiary label			
Name and address of manufacturer			
Other markings			
Is a detailed package labelling and marking specification attached?			Yes No
Is a printed package sample submitted?			Yes No

6. SAFETY

Shelf life					
Potential hazards					
Nature of deterioration					
Method of disposal					
Special precautions in use					
Is an MSDS available?	Yes	No	Is one attached?	Yes	No
Any other relevant information					

<i>Signature of applicant</i>	<i>Name of person signing</i>	<i>Date</i>
-------------------------------	-------------------------------	-------------

Date received:		CES reference no:	
CIE inspector:		Document registration no:	
Application recommended/ not recommended		Date	INSPECTOR OF EXPLOSIVES
Application approved/ not approved		Date	
			CHIEF INSPECTOR OF EXPLOSIVES
Authorisation certificate issued	Yes	No	Date
			Authorisation number:

EXPLANATORY NOTES: APPLICATION FOR AUTHORISATION OF AN EXPLOSIVE	
GENERAL DETAILS AND CLASSIFICATION	
Trade name of explosive :	Name given to the explosive by its manufacturer for authorisation and legal reference.
Proper shipping name :	eg. 'Explosive. Blasting Type A' See SANS 10228 for more details.
class:	UN Classification W e - Hazard division and compatibility group, eg. 1.1D. See SANS 10228.
UN No:	International identification number (United Nations Number). See SANS 10228.
Proof of classification:	eg. Documentation from a recognised foreign competent authority which classifies explosives and where required, results of classification tests conducted in accordance with UN criteria.
Type of explosive :	eg. Detonating cord, Detonator. Blasting Explosive , Flare, Safety Fuse etc.
Primary use:	eg. Blasting, Pyrotechnics, Theatrical effects , etc.
Means of initiation:	eg. Booster. Detonator. Electric , Flame. Impact etc.
Manufacturer:	Company name and manufacturing plant
Technical Information:	Technical bulletins, user's instructions and any other relevant information .
Composition :	List all ingredients using the correct chemical names. Detail the percentage (W/W) of each ingredient in the explosive. A separate sheet may be used.
Net explosive quantity:	eg. Detonating cord: • PETN @ 19g/m, Detonators: • base charge PETN 0.45g, Primary charge ASA 250mg etc.
High Explosives :	Sensitivity, density, VOD (velocity of detonation) (confined/unconfined), energy, stability test results for NG based explosives .
Detonating cords :	Velocity of detonation, strength.
safety fuse:	eg. Burning rate. burning rate tolerance. lateral ignition, water resistance.
Detonators:	Delay number, delay period (ms).
Propellants:	Thickness. colour, grain shape, perforation , density, burning rate, stability test results.
Boosters:	Sensitivity, VOD.
Fireworks:	Effects. duration. burst spread, lifting and bursting charges, height.
Other explosives:	Effect, form (powder, pellets etc) and properties .
Test reports:	Supporting documentation related to sensitivity, quality, compatibility and other tests which may be required in terms of chapter 15 of the Explosives Regulations .
Construction:	Description and dimensions of item, plus diagram where appropriate, eg. Detonators: size , details, delay period, leadwire details • length, colour and nature of coating, wire gauge. Detonating cord: 4mm diam., 250m per reel. Boosters: 27 x 33mm @ 31g eg. etc.
Outer covering:	eg. Detonating cord polythene , blue. Boosters: white paper tubes.
Labelling:	Description of label and markings (include photograph of the item. or dummy item where practicable).
Packaging description:	Method of packaging (including inner and outer cartons, and any lining), net weight of package, details of contents. eg. any internal lining, any internal packaging. number of items per case. number of internal cases per carton, etc. UN package testing details.
Labels of inner and outer packaging:	Details of labels on inner and outer packaging (include a photograph of the item or dummy item where practicable). See requirements in SANS 10229 and Explosives Regulations .
Hazards:	Any relevant information on hazardous properties. including shelf life , nature of deterioration and effect of aging.
Material Safety Data Sheet (MSDS):	For details on material safety data sheets refer to the Occupational Health and Safety Regulations.

Annexure "K"

LIBRARY OF TESTS, STANDARDS AND CODES OF PRACTICE**Purpose**

To provide for a general list of published tests, standards and codes of practice applicable to explosives classification, on site manufacture, storage, transport, use, destruction, contamination and safety.

Direct reference to any of the listed publications in the Explosives Regulations may imply a legal obligation, while others listed may indicate acceptable explosives practices.

South African publications:

Reference number	Title
SANS 9001	Quality management systems - Requirements
SANS 10228	The identification and classification of dangerous substances and goods
SANS 10229	The packaging of dangerous goods for road and rail transportation in South Africa
SANS 10232-1	Transport of dangerous goods - Emergency information systems Part 1: Emergency information system for road transport
SANS 10232-2	Transportation of dangerous goods - Emergency information systems, Part 2: Emergency information system for rail transportation
SANS 10233	Intermediate bulk containers for dangerous substances
SANS 10313	The protection of structures against lightning
SANS 10325-2	The safe application of detonator systems for use in mining and civil blasting applications, Part 2: Electric detonator systems - Shot exploder based
SANS 17025	General requirements for the competence of testing and calibration laboratories
SANS 1717-1: 2005	Part 1 : Electronic initiation systems The design and approval of detonator initiation systems for use in mining and civil blasting applications

ICAO Instructions	Technical Instructions for the Safe Transport of Dangerous Goods by Air
IMDG Code	International Maritime Dangerous Goods Code
UN Recommendations	Recommendations on the Transport of Dangerous Goods - Model Regulations
UN Test Manual	Recommendations on the Transport of Dangerous Goods - Manual of Tests and Criteria
UN Default list	Default list for the classification of fireworks

European Standards

prEN 13763-1	Explosives for civil uses - Detonators and relays - Part 1 : Requirements
CEN/TC 321/WG 4 N 478 (N 431) prEN 13763-2	Explosives for civil uses - Detonators and relays Part 2 : Determination of thermal stability
CEN/TC 321/WG 4 N 479 (N 432) prEN 13763-3	Explosives for civil uses - Detonators and relays Part 3 : Determination of sensitiveness to impact
CEN/TC 321/WG 4 N 502 (N 471) prEN 13763-4	Explosives for civil uses - Detonators and relays Part 4 : Determination of resistance to abrasion of leading wires and shock tubes
CEN/TC 321 N 384 prEN 13763-5	Explosives for civil uses - Detonators and relays Part 5 : Determination of resistance to cutting damage of leading wires and shock tubes
CEN/TC 321/WG 4 N 453 (N 374) prEN 13763-6	Explosives for civil uses - Detonators and relays Part 6 : Method for the determination of resistance to cracking in low temperatures of leading wires
CEN/TC 321/WG 4 N 454 (N 361) prEN 13763-7	Explosives for civil uses - Detonators and relays Part 7 : Method for the determination of the mechanical strength of leading wires, shock tubes, connections, crimps and closures
CEN/TC 321/WG 4 N 455 (N 370) prEN 13763-8	Explosives for civil uses - Detonators and relays Part 8 : Method for the determination of the resistance to vibration of plain detonators
CEN/TC 321/WG 4 N 477	Explosives for civil uses - Detonators and relays Part 9 : Method for the determination of resistance to bending of detonators - including comments from the project leader

CEN/TC 321/WG 4 N 458 (N 364) prEN 13763-11	Explosives for civil uses - Detonators and relays Part 11 : Method for the determination of drop resistance of detonators and relays
CEN/TC 321/WG 4 N 450 (N 296) prEN 13763-12	Explosives for civil uses - Detonators and relays Part 12 : Method for the determination of resistance to hydrostatic pressure
prEN 13763-13	Explosives for civil uses - Detonators and relays Part 13 : Determination of resistance of electric detonators against electrostatic discharge
prEN 13763-17	Explosives for civil uses - Detonators and relays Part 17 : Determination of no fire current of electric detonators
prEN 13763-26	Explosives for civil uses - Part 26 : Definitions, specifications and requirements and accessories for the reliable and safe function of detonators and surface connectors.
prEN 13763-27	Explosives for civil uses - Detonators and relays Part 27 : Definitions, methods and requirement for electronic initiation systems

Other publications

MIL- STD- 331 B Superseding MIL- STD- 331 A	Fuze & fuze components, environment and performance test for
--	---



SOUTH AFRICAN POLICE SERVICE
EXPLOSIVES UNIT
CHIEF INSPECTOR OF EXPLOSIVES

EXPLOSIVES AUTHORISATION CERTIFICATE

. CERTIFICATE NUMBER

ZA-X 123

Product Name: ABCDEFQH

Roper Shipping Name: ABCDEFQH

SIN/UN Number: ABCDEFQH

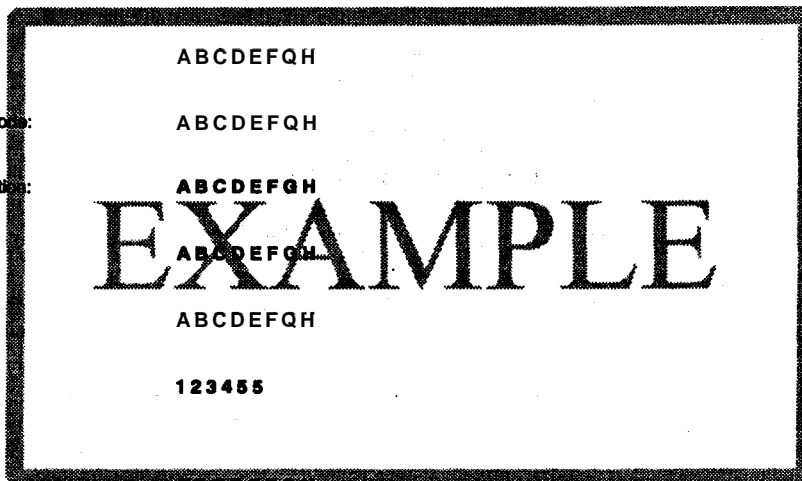
UN Classification Code: ABCDEFQH

Packaging Certification: ABCDEFQH

Manufacturer: ABCDEFQH

References: ABCDEFQH

Date Issued: 123455



CHIEF INSPECTOR OF EXPLOSIVES

ABCDEFQH

* Denotes: Year the packaging is manufactured

Classification of an article or substance is based on the guidelines provided in terms of the following:

South African documents:

- Explosives Act, 2003 (Act No 15 of 2003) and Regulations
- SANS 10228: The identification and classification of dangerous substances and goods

International documents:

- United Nations Recommendations on the Transport of Dangerous Goods - Manual of Tests and Criteria
- United Nations Recommendations on the Transport of Dangerous Goods - Model Regulations
- International Air Transport Association - Dangerous Goods Regulations
- International Maritime Dangerous Goods Code

■ Private Bag X624, PRETORIA, 00018 pta-explosives@saps.org.za ☎ +27 12 393-2763/55 Fax +27 12 323-1711

LIST OF AUTHORISED EXPLOSIVES

1. The list of authorised explosives is compiled in terms of regulations (2)(1) and 73 of the Explosives Regulations.
2. The list is organised in alphabetical order per manufacturer or importer.
3. An updated list will be published quarterly in a Government Gazette if new additions were made.
4. The current list is inclusive but not limited to the products listed.
5. An 'A' after the ZA-X number indicates an amendment to a previous authorisation.

Product name	Proper shipping name	UN number	Class and Division	ZA-X number
African Explosives Limited, Modderfontein				
Booster <ul style="list-style-type: none"> • Booster 30 g • Booster 60 g • Booster 150 g • Booster 175 g for Smartdet • Booster 250 g • Booster 400 g • Booster 400 g for Smartdet • Booster 800 g for Smartdet 	Boosters without detonator	0042	1.1D	193
Carrick Statsafe <ul style="list-style-type: none"> • Delay 0 • Delay 2 • Delay 3 • Delay 4 • Delay 5 • Delay 6 • Delay 7 • Delay 8 	Detonators, electric for blasting	0030	1.1B	194
Detonators non-electric <ul style="list-style-type: none"> • Handmaster • T & D - Detonator • Downhole - Short Period Delay • Downhole - Long Period Delay 	Detonators, non-electric for blasting	0029	1.1B	196
Detonating Relays <ul style="list-style-type: none"> • Relay 12ms - Blue • Relay 25ms - Green • Relay 40ms - Red 	Detonators, non-electric for blasting	0029	1.1B	95
Ezicord™ 5 g/m	Cord, detonating flexible	3065	1.1D	43
Ezicord™ 6 g/m	Cord, detonating flexible	3065	1.1D	124
Ezicord™ 10 g/m	Cord, detonating flexible	0065	1.1D	125
Ezicord, Cobracord, Powercord, Cordtex <ul style="list-style-type: none"> • Ezicord 5 - 5 g/m Green • Cobracord - 6 g/m Orange • Powercord - 8 g/m Blue • Cordtex 10 - 10 g/m Yellow • Ezicord 10 - 10 g/m Blue • Cordtex 40 - 40 g/m Yellow 	Cord, detonating flexible	0065	1.1D	144
Fuse Igniters	gniters	0315	1.3G	48A
Hotshot™ Electronic Detonator	Detonator, electric for blasting	0456	1.4s	113
Hotshot™ Electronic Detonator	Detonator, electric for blasting	0130	1.1B	229

Product name	Proper shipping name	UN number	Class and Division	ZA-X number
igniter <ul style="list-style-type: none"> Blasting Current Indicator Shurstart Vulcan Fusehead Assemblies 	Igniters	0454	1.4s	235
Instantaneous Electric Detonator	Detonators, electric for blasting	0030	1.1B	198
Mecaprim TM 185 g	Boosters, without detonatory	0042	1.1D	96
Mecaprim TM 420 g	Boosters, without detonatory	0042	1.1D	97
Shock Tube Detonator Assembly <ul style="list-style-type: none"> Benchmaster Handimaster Surface Handimaster Underground Handimaster Trunkline Delay Tunnelmaster Stopemaster Noisemaster Trunkline Delay Noisemaster Lead-in 	Detonator assemblies, non-electric for blasting	0360	1.1B	197
StopePac TM (Capped fuse and igniter cord in single pack)	Detonator assemblies, electric for blasting	0360	1.1B	212
Granitex	Black powder granular or as a meal	0027	1.1 D	231
15mm PCF Safety Cartridge	Article, pyrotechnic for technical purposes	0432	1.4s	101
27,5mm PCF Safety Cartridge (90 g)	Article, pyrotechnic for technical purposes	0432	1.4s	102
27,5mm PCF Safety Cartridge (60 g)	Article, pyrotechnic for technical purposes	0432	1.4s	103
15mm Mini-RockStik Cartridge	Article, pyrotechnic for technical purposes	0432	1.4s	100
Rockcut Cartridges	Article, pyrotechnic for technical purposes	0432	1.4S	104
Rockstik Cartridges	Articles, pyrotechnic for technical purposes	0432	1.4S	105
Bulk Minina Explosives (Pty) Ltd. Brvanston				
Deltadet ® (27 metres and longer)	Detonators, electric for blasting	0456	1.4S	151
Delta Booster	Boosters without detonator	0042	1.1D	176
Denel (Pty) Ltd, Aerospace Systems, Irene				
Umkhonto IR SAM (Frag)	Rockets with bursting charge	0081	1.1	220 —
Umkhonto IR SAM (Tel)	Rockets with bursting charge	0181	1.1	221

Product name	Proper shipping name	UN number	Class and Division	ZA-X number
Denel (Pty) Ltd, Naschem, Potchefstroom				
Cartridge 60mm Mortar - HE	Cartridges for weapons with bursting charge	0006	1.1	173
<ul style="list-style-type: none"> M0231 A1 Fuzed Prox M9815 A2 M0221 A1 Fuzed M935 	bursting charge	0321	1.2	153
Cartridge 81mm Mortar - HE	Cartridges for weapons with bursting charge	0006	1.1	171
Cartridge 60mm Mortar Smoke	Ammunition, smoke with or without burster, expelling or propelling charge	0015	1.26	172
	expelling charge or propelling charge	0245	1.2H	152
Delay Element M589A1 (For Air Transport)	Detonators for ammunition	0366	1.4s	113
Detonators <ul style="list-style-type: none"> Detonator M519A* (Electrical) Detonator M520A* (Electrical) Detonator M518A* (Stab Sensitive) Detonator MK59 Mod. 0 Primer M104 (Stab Sensitive) 	Detonators for ammunition	0366	1.4S	211
Detonators No 103 (For Air Transport)	Detonators for ammunition	0366	1.4s	112
Fuze PD M9119A1	Fuzes, detonating with protective features	0408	1.1D	184
Fuze V19-P	Fuzes, detonating with protective features	0408	1.1D	114
Shell 105mm <ul style="list-style-type: none"> 105mm IHE PFF ZM0125A* BT 105mm HEXM2019A1 BT 105mm HE PFF XM2020A* BT 	Projectiles with bursting charge	0168	1.1D	224
Shell 105mm <ul style="list-style-type: none"> 105mm IHE PFF XM0125A* BB 105mm HEXM2019A1 BB 	Article, explosive, NOS. (Projectiles with bursting charge and propelling charge)	0464	1.1	225
Shell 155mm <ul style="list-style-type: none"> 155mm IHE SM0121A* BT Warhead 155mm IHE V-lap PFF XM0256A* (no motor) 	Projectiles with bursting charge	0168	1.1D	223
Shell 155mm IHE XM0121A* BB	Articles, explosive, N.O.S. (Projectiles with bursting charge and propelling charge)	0464	1.1	222
Shell 105mm XM0125A1 PFF Prac Inert, Base Bleed	Articles explosives N.O.S. (Projectiles, inert, with base bleed)	0470	1.3C	186

Product name	Proper shipping name	UN number	Class and Division	ZA-X number
Shell 155mm XM 2000 Practice Boattail	Projectiles with bursting charge	0169	1.2D	188
Shell 105mm XM2019A2 Prac, Base Bleed	Articles explosives N.O.S. (Projectiles, inert, with base bleed)	0470	1.3C	187
Shell 155mm XM 2000 A4 Prac Base Bleed	Articles explosives NOS (Projectiles with bursting charge and base bleed)	0468	1.2	192
Shell 155mm XM 0121 A15 Prac Base Bleed	Articles explosives N.O.S. (Projectiles with bursting charge and base bleed)	0468	1.2	191
Shell 155mm XM 2000 Prac with Inert Base Bleed	Projectiles with bursting charge	0169	1.2D	189
Shell 155mm XM 0121 A17 Prac Inert, Base Bleed	Articles explosives NOS (Projectiles inert with base bleed)	0470	1.3C	190
Shell 105mm XM2019A2 Prac Inert, Base Bleed	Articles explosives NOS (Projectiles, inert, with base bleed)	0470	1.3C	185
Tube Percussion M82A2	Primers, tubular	0319	1.3G	183
Denel (Pty) Ltd, PMP (Pretoria Metal Pressings), Pretoria				
30mm HEI Ammunition	Cartridges for weapons with bursting charge	0007	1.2F	155
Detonating Cord	Cord, detonating, mild effect metal clad	0104	1.4D	210
Hexal P30 in 30mm Projectiles	Projectiles with burster or expelling charge	0426	1.2F	168
Percussion caps (all types)	Primers, cap type	0044	1.4s	99
Round 20x139mm HEI-T	Cartridges for weapons with bursting charge	0007	1.2F	169
Round 30mm Prac M0242A1	Ammunition, practice	0362	1.4G	227
Round 20 x 139mm TP-T (RRR) M2015A1	Ammunition, practice	0362	1.4G	123
Round 12,7 x 99mm Tracer M2A6 (Boxer M33) Round 12,7 x 99mm Tracer (Boxer)	Cartridges, small arms	0012	1.4s	119
Charge Propelling 105mm High Charge XM24A#	Charges, propelling, for cannon	0242	1.3C	209
Charge Propelling 105mm Top Charge XM21A#	Charges, propelling, for cannon	0242	1.3C	182
Composition C4	Explosive, blasting, type D	0084	1.1D	154
Explosive Reactive Armour (ERA)	Articles, explosive, N.O.S (Explosive reactive armour)	0463	1.1D	205
Illuminating IR XM0236A3 Candle Assembly	Articles, pyrotechnic for technical purposes	0430	1.3G	203

Product name	Proper shipping name	UN number	Class and Division	ZA-X number
Plastic Explosive No. 4	Explosives, blasting, type D	0084	1.1D	202
Plofadder 70AP Minefield Breaching System	Article, explosives, N.O.S. (Mine breaching system)	0464	1.1	236
Screening Smoke XM2002A2 Payload Assembly	Signals, smoke	0487	1.3G	204
STE Propellant	Powder, smokeless	0161	1.3C	214
Tandem Anti-Tank Warhead Model XM 9901A1	Warheads, rocket with bursting charge	0286	1.1D	117
155mm Velocity-Enhanced Long Range Artillery Projectile (VLAP)	Articles, explosive, N.O.S. (Velocity-Enhanced Projectile)	0464	1.1	116
Boron Potassium Nitrate igniter Pellets (BKNO ₃)	Igniters	0315	1.36	159
Cartridge 7,62 x 51mm M5A for Rifle Grenade M791, M811, M8518 and M1	Cartridges for weapons, blank	0327	1.3C	230
Cartridge 8-gauge Kilm Solid Slug • (Zinc) • (Lead)	Cartridges, small arms	0012	1.4s	145
Cartridge 37mm Aerial Sonic 70m & 140m	Cartridges, flash	0050	1.3G	201
Cartridge 37mm Anti-Riot Plastic Shot	Cartridges for weapons, inert projectile	0417	1.3C	200
Cartridge 37mm Baton Reduced Charge M2A1	Cartridges for weapons, inert projectile	0339	1.4C	133
Cartridge 37mm Practice M9913A1	Cartridges for weapons, inert projectile	0339	1.4C	132
Cartridge 60mm Mortar Bomb Illuminating M2007A1	Ammunition, illuminating with or without burster, expelling charge or propelling charge	0254	1.36	139
Cartridge 81mm Mortar Illuminating M9769A2	Ammunition, illuminating with or without burster, expelling charge or propelling charge	0254	1.36	138
Cartridge irritant 37mm Anti-Riot	Ammunition, tear producing with burster, expelling charge or propelling charge	0018	1.2G	199

Product name	Proper shipping name	UN number	Class and Division	ZA-X number
Cartridge Shotgun 12 Gauge <ul style="list-style-type: none"> • Shot Sizes 1 - 9 • Super 24g Shot Size 7, 7.5, 8 & 9 • Super 32g Shot Size 7, 7.5, 8 & 9 • AAA • SSG • SG • LG • Single Ball Baton • Double Ball Baton • Rifled Slug (Penetrator) 	Cartridges, small arms	0012	1.4s	146A
Flare, Hand Held Signal White	Signal device, hand	0191	1.4G	131
Fusehead Electric M15A1	Igniters	W15	1.3G	158
Grenade Hand Coloured Smoke	Ammunition, smoke with or without burster, expelling charge or propelling charge	D303	1.4G	157
Grenade Hand HE M26	Grenades hand, with bursting charge	0284	1.1D	156
Grenade Hand illuminating M9143A2	Ammunition, illuminating with or without burster, Expelling charge or propelling charge	0254	1.3G	136
Grenade Hand Red Phosphorous M849A2	Ammunition, smoke with or without burster, expelling charge or propelling charge	0016	1.3G	208A
Generator Smoke Electric Red Flat Pack	Signals, smoke	D197	1.4G	206
Generator Smoke Electric Red Type-E	Signals, smoke	0197	1.4G	207
Grenade Hand Stun M1 A3	Articles , pyrotechnic for technical purposes	D430	1.3G	149
Ground Maroon 75mm	Article , pyrotechnic for technical purposes	D430	1.3G	129
Igniter M693A1 for Base Bleed Motor	gniters	0325	1.4G	135
Pellet Tracer 20mm <ul style="list-style-type: none"> • Pellettracer 20mm type APCT. • Pellettracer 20mm type 820A 	Tracers for ammunition	3212	1.3G	180
Red Hand Flare MK IV	Signal devices, hand	0191	1.4G	134
Round 40mm <ul style="list-style-type: none"> • Target Marker M8410A4 Orange - LV • Smoke White - LV • Smoke Orange - LV • Smoke Green - LV • Smoke Red - LV 	Ammunition, smoke with or without burster, expelling charge or propelling charge	3016	1.3G	217

Product name	Proper shipping name	UN number	Class and Division	ZA-X number
Round 40mm • Practice M8902A2 HV • Practice Tracer M9914A1 HV • Target Practice M9426A2 HV	Cartridges for weapons, inert projectile	0328	1.2C	161A
Round 40mm A/riot Irritant Smoke (commercial)	Ammunition, smoke with or without burster, expelling charge or propelling charge	0016	1.3G	165
Round 40mm Baton (Commercial)	Cartridges for weapons, inert projectile	0417	1.3C	162
Round 40mm HE DP M9115A1	Cartridges for weapons with bursting charge	0006	1.1	164
Round 40mm HE M848A4	Cartridges for weapons with bursting charge	0006	1.1	163
Round 40mm HE M8842A2 HV	Cartridges for weapons with bursting charge	0006	1.1	167
Round 40mm HE M9219A2 HV	Cartridges for weapons with bursting charge	0006	1.1	166
Round 40mm Practice (Commercial)	Cartridges for weapons, inert projectile	0417	1.3C	170
Round 40mm Practice M8902A2 HV	Cartridges for weapons, inert projectile	0417	1.3C	161
	inert projectile			
Shell 155mm Illuminating	Ammunition, illuminating with or without bursters, expelling charge or propelling charge	0254	1.3G	178
Shell 105mm Illuminating BE M0102A1	Ammunition, illuminating with or without burster, expelling charge or propelling charge	0254	1.3G	175
Shell 155mm Red Phosphorous	Ammunition, smoke with or without burster, expelling charge or propelling charge	0016	1.3G	181
Shell 155mm Screening Smoke	Ammunition, smoke with or without burster, expelling charge or propelling charge	0016	1.3G	179
Shell 105mm Screening Smoke BE XM0101A	Ammunition, smoke with or without burster, expelling charge or propelling charge	0016	1.3G	177
Shell 155mm Screening Smoke practice	Ammunition, smoke with or without burster, expelling charge or propelling charge	0016	1.3G	180
Strip-Wire Infrared Illumination M0233 A1	Flares, surface	0092	1.3G	128
Insign-Blickford (Pty) Ltd, Bronkhorstspuit				
Primadet @ MS Delay and NTD (A-box)	Detonator assemblies, non-electric for blasting	0500	1.4s	106

Product name	Proper shipping name	UN number	Class and Division	ZA-X number
EZ™ Trunkline (B-box)	Detonator assemblies, non-electric for blasting	0500	1.45	107
EZ™ Trunkline (A-box)	Detonator assemblies, non-electric for blasting	0500	1.45	108
Primadet MS Delay and NTD (A-box)	Detonator assemblies, non-electric for blasting	0361	1.48	126
Fuzes, Detonating for Mortars	Fuzes, detonating with protective features	0409	1.2D	219
Maxibooster	Boosters without detonator	0042	1.1D	141
Nobleteq Arms and Ammunition (Pty) Ltd, Centurion				
Ro-bust™ Cartridge	Cartridges, power device	0323	1.45	233
NXCO Mining Technologies (Pty) Ltd, Pelindaba				
Nonex ■ 28mm diameter cartridge range: • 2028 - 20 g • 4028 - 40 g • 6028 - 60 g • 8028 - 80 g • 10028 - 100 g • 12028 - 120 g 34mm diameter cartridge range: • 2034 - 20 g • 4034 - 40 g • 6034 - 60 g • 8034 - 80 g • 10034 - 100 g • 12034 - 120 g • 14034 - 140 g • 16034 - 160 g • 18034 - 180 g 60mm diameter cartridge range: • 20060 - 200 g • 25060 - 250 g • 30060 - 300 g • 35060 - 350 g • 40060 - 400 g • 45060 - 450 g • 50060 - 500 g	Article, pyrotechnic for technical purposes	0432	1.45	137

Product name	Proper shipping name	UN number	Class and Division	Number
Orica South Africa (Pty) Ltd, Bronkhorstspuit				
UNI Tronic TM	Detonators, electric for blasting	0456	1.4s	234
Cobex 101-A	Article, pyrotechnic for technical purposes	0430	1.36	110
Dalex	Article, pyrotechnic for technical purposes	0430	1.36	111
Maxnel TM	Detonator assemblies, non-electric for Masting	0360	1.1B	216
UNI Tronic Electronic Detonators (longer than 6 metre cable)	Detonators, electric for blasting	0456	1.4S	130
Matrix TM	Ammonium Nitrate Emulsion or Suspension or Gel , intermediate for blasting explosives	3375	5.1	142
DDS TM Emulsion	Ammonium Nitrate Emulsion or Suspension or Gel , intermediate for blasting explosives	3375	5.1	147
UEE - Dantex Explosives (Pty) Ltd. Roodepoort				
Firesplit	Explosive, blasting, type E	0241	1.1D	109
Rioflex Matrix	Ammonium Nitrate Emulsion or Suspension or Gel , intermediate for blasting explosives	3375	5.1	150
Rio Boosters	Boosters without detonator	0042	1.1D	218
Rioflex EXP	Ammonium Nitrate Suspension or Gel , intermediate for blasting explosives	3375	5.1	228
liobooster	Boosters without detonator	0042	1.1D	232

Annexure "N"

SOUTH AFRICAN POLICE SERVICE

APPLICATION FOR LICENCE TO DEAL IN CONSUMER FIREWORKS

INSTRUCTIONS FOR COMPLETING THIS FORM

- Use black ink and complete in clearly legible block letters.
- Only originally completed applications, and no faxes, will be accepted.
- Dealer's licences are only issued by the Office of the Chief Inspector and will take five (5) working days to be processed after receipt of criminal record feedback from the SAPS Criminal Record Centre.
- The fire brigade having jurisdiction in the area where the business is situated, must conduct a fire safety inspection and provide you with an inspection letter, which must be attached to this application.
- The local inspector of explosives whose contact details may be obtained via the nearest SAPS Community Service Centre or the Office of the Chief Inspector, must conduct an inspection of the premises, and complete the inspection report on this form before submission to the Chief Inspector.
- Incomplete applications will not be processed.

1. Name of business:	
2. Physical address where fireworks are to be stored and sold:	
3. Nearest police station:	
4. Postal address:	
5. Telephone number	()
6. Fax number	()
7. E-mail address	
8. Details of the responsible person as contemplated in regulations 3 and 4 of the Explosives Regulations:	
(1) Surname:	
(2) Full names:	
(3) Identity number:	
(4) Mobile phone number	
(5) Home telephone number	()
9. Details of fireworks supplier (Attach separate list if more than one supplier):	
(1) Name:	
(2) Physical address:	

(3) Dealer's licence number: 		
10. Types of other merchandise handled on the premises: 		
11. Articles of flammable nature kept on premises (e.g., matches, flammable liquids such as paraffin, paint thinners, paint etc.) 		
12. Type of shop? (Indicate with an X)		
	Retail (max 500 kg)	Wholesaler (max 1000 kg)
13. The following documents are attached to this application: (Indicate with an X)		
(1) Certified copy of the identity document of the responsible person as contemplated in regulations 3 and 4 of the Explosives Regulations.	Yes	No
(2) Original letter from the local fire department in which permission is granted to keep fireworks on your premises	Yes	No
(3) Floor plan of premises indicating all entrances, exits, fire extinguishers and indication from where fireworks will be sold.	Yes	No
(4) Fingerprints of responsible person on form SAPS 91(a) and copy of receipt of payment for record clearance.	Yes	No
(5) Inspection report from the local inspector of explosives (part of this form).	Yes	No
I/we certify that the information given on this form is true to the best of my/our knowledge.		
I/we undertake to obtain a copy of chapter 16 of the Explosives Regulations as soon as a licence is granted and to furnish each employee engaged in selling fireworks with a copy and of the conditions of the licence to deal.		
Signature	Designation	
	Company/Shop name	
	Date	
This application must be handed in at your nearest Explosives Unit of the South African Police Service for inspection and processing.		
<small>*In the case of registered company, this form must be submitted under cover of a letter reflecting the name, registered address and names of the directors of the company. The signatory must be either the manager or some other senior official of the company. In the case of a partnership, the full names of all the partners must be given and the name or title of the partnership.</small>		
<small>NB- Any person who wilfully gives false information to an inspector is guilty of an offence in terms of section 28(2)(d) of the Explosives Act, 2003 (Act No 15 of 2003) and liable on conviction to a fine, or imprisonment, or both.</small>		

TO BE COMPLETED BY LOCAL INSPECTOR			
Physical address of business according to own observation:			
How many entrances and exits?			
Total floor space		m ²	
Facilities available for the safe storage of pyrotechnics? (Indicate with an X)		Yes	No
Description of facilities			
This application is (Indicate with an X)		Recommended	Not recommended
Comment			
Signature of inspector of explosives		Persal number	
		Name in block letters	
Place:		Date	

TO BE COMPLETED BY OFFICE OF CHIEF INSPECTOR			
Date received:		Date finalised:	
Licence number:		Date issued:	
Disposal of original licence	Posted:	Collected:	Date:
			Signature of inspector of explosives

Annexure " O

CERTIFICATION AND TRAINING OF PYROTECHNICIANS**1. Definitions**

For the purpose of registration **as** a pyrotechnician in terms of regulation 88(1), words or expressions not defined in the Explosives Act and Regulations, will have the following meanings:

"apprentice pyrotechnician" means a suitable person registered by the Chief Inspector to assist and work under the direct supervision and control of a pyrotechnician at an authorised fireworks display, theatrical performance or special effect production;

"fireworks pyrotechnician" means a suitable person registered by the Chief Inspector to conduct a public fireworks display, and who is in possession of a valid permit to acquire, transport and use display fireworks;

"theatrical or stage effect pyrotechnician" means a suitable person registered by the Chief Inspector to use theatrical or stage pyrotechnics before a proximate audience during live performances;

"special effects pyrotechnician" means a suitable person registered by the Chief Inspector to use pyrotechnics and explosives at special effects productions.

2. Any person who intends to become a pyrotechnician must -

- (1) apply to the Chief Inspector for registration as an apprentice pyrotechnician and submit information required in terms of regulation 3(2);
- (2) submit to an evaluation on his or her theoretical knowledge, relevant to explosives legislation and the type of pyrotechnics he or she intends to specialise in, as required by the Chief Inspector;
- (3) after being registered **as** an apprentice pyrotechnician, arrange to obtain sufficient practical experience in the use of pyrotechnics under the supervision of a registered pyrotechnician;

- (4) produce verifiable proof of such experience in a format contemplated in regulation 88(2) and submit to a further evaluation before being registered as a pyrotechnician.

3. Different types of pyrotechnicians and minimum requirements

FIREWORKS PYROTECHNICIANS	
Apprentice (PAF)	<ul style="list-style-type: none"> • Must be at least 18 years old. • Must assist a Fireworks Pyrotechnician: Level 2, with all practical aspects regarding public fireworks displays at a minimum of 25 displays.
Fireworks Pyrotechnician: Level 1 (PF1)	<ul style="list-style-type: none"> • Must be at least 18 years old. • Authorised to be in charge of public fireworks displays where the services of not more than two assistants are required. • Authorised to acquire, transport and use display fireworks, with the following restrictions: <ul style="list-style-type: none"> - shells must not be over 155mm (6 in.) • Must be in possession of a valid permit for every display. • Must conduct at least two (2) fireworks displays per year.
Fireworks Pyrotechnician: Level 2 (PF2)	<ul style="list-style-type: none"> • Must be at least 21 years old with a minimum of two years suitable experience on level 1. • Authorised to be in charge of public firework displays where the services of more than two pyrotechnicians are required. • Authorised to acquire, transport and use display fireworks without restriction, • Must be in possession of a valid permit for every display. • Authorised to supervise and train apprentice pyrotechnicians. • Must conduct at least five (5) fireworks displays per year.
Apprentice (PAT)	<ul style="list-style-type: none"> • Must be at least 18 years old. • Must assist a Theatrical/Stage Effects Pyrotechnician: Level 2, at a minimum of 25 performances if he or she intends to obtain Level 1 status. • Must assist a Theatrical/Stage Effects Pyrotechnician: Level 2, at a minimum of 5 performances if he or she intends to obtain Occasional Pyrotechnician status.

Theatrical/Stage Effects Pyrotechnician: Occasional (PTO)	<ul style="list-style-type: none"> • Must be at least 18 years old. • Authorised to be in charge of theatrical/stage effects, fixed for a specific performance which runs continuously for a specific period. • Authorised to acquire, transport and use theatrical/stage effects with the following restrictions: <ul style="list-style-type: none"> - Firing pots or devices are situated at fixed locations on stage. - Only smoke puffs and stage gerbs may be used. • Must be in possession of a valid permit for every Performance.
Theatrical/Stage Effects Pyrotechnician: Level 1 (PT1)	<ul style="list-style-type: none"> • Must be at least 18 years old. • Authorised to be in charge of theatrical/stage effects performances where pyrotechnics are used in close proximity of audiences or performers during live performances. • Must be in possession of a valid permit for every performance.
Theatrical/Stage Effects Pyrotechnician: Level 2 (PT2)	<ul style="list-style-type: none"> • Must be at least 21 years old with at a minimum of two years suitable experience on Level 1. • Authorised to be in charge of theatrical/stage effects performances as for Level 1. • Authorised to supervise and train apprentice pyrotechnicians. • Must be in possession of a valid permit for every performance.
SPECIAL EFFECTS PYROTECHNICIANS	
Apprentice (PAS)	<ul style="list-style-type: none"> • Must be at least 18 years old. • Must assist a Special Effects Pyrotechnician: Level 2, at a minimum of 50 productions if he or she intends to obtain Level 1 status.
Special Effects Pyrotechnician: Level 1 (PS1)	<ul style="list-style-type: none"> • Must be at least 18 years old. • Authorised to be in charge of special effects productions where the videotaping, audiotaping, or filming of any television, radio or movie production takes place before a proximate audience with approved pyrotechnics. • Must be in possession of a valid permit for every performance.

Special Effects Pyrotechnician: Level 2 (PS2)	<ul style="list-style-type: none">• Must be at least 21 years old with a minimum of two years suitable experience on Level 1.• Authorised to supervise and train apprentice pyrotechnicians.• Must be in possession of a valid permit for every performance.
Special Effects Pyrotechnician: Level 3 (PS3)	<ul style="list-style-type: none">• Must be at least 25 years old with a minimum of five years experience as a registered blaster and Special Effects Pyrotechnician: Level 2.• Authorised to use high explosives such as detonating cord with or without other dangerous goods, if approved by the Chief Inspector.

Annexure "P"

SOUTH AFRICAN POLICE SERVICE

APPLICATION FOR LICENCE TO DEAL IN PYROTECHNIC DISTRESS SIGNALS

INSTRUCTIONS FOR COMPLETING THIS FORM

- Use black ink and complete in clearly legible block letters.
- Only originally completed applications, and no faxes, will be accepted.
- Dealer's licences are only issued by the Office of the Chief Inspector and will take five (5) working days to be processed after receipt of criminal record feedback from the SAPS Criminal Record Centre.
- The fire brigade having jurisdiction in the area where the business is situated, must conduct a fire safety inspection and provide you with an inspection letter, which must be attached to this application.
- The local inspector of explosives whose contact details may be obtained *via* the nearest SAPS Community Service Centre or the Office of the Chief Inspector, must conduct an inspection of the premises, and complete the inspection report on this form before submission to the Chief Inspector.
- Incomplete applications will not be processed.

1. Name of business:	
2. Physical address where distress signals are to be stored and sold:	
3. Nearest police station:	
4. Postal address:	
5. Telephone number:	()
6. Fax number:	()
7. E-mail address:	
8. Details of responsible person as contemplated in regulations 3 and 4 of the Explosives Regulations:	
(1) Surname:	
(2) Full names:	
(3) Identity number:	
(4) Mobile phone number:	
(5) Home telephone number:	()
9. Details of pyrotechnics supplier (Attach separate list if more than one supplier):	
(1) Name:	
(2) Physical address:	
(3) Dealer's licence number:	
10. Types of other merchandise handled on the premises:	

11. Articles of flammable nature kept on premises (e.g., matches, flammable liquids such as paraffin, thinners, paint etc.)		
Indicate with an X		
12. Are there facilities for on premises consumption of beverages by customers?	Yes	No
13. Are any foodstuffs heated on the premises?	Yes	No
14. The following documents are attached to this application: (Indicate with an X)		
(1) Certified copy of the identity document of the responsible person as contemplated in regulations 3 and 4 of the Explosives Regulations.	Yes	No
(2) Fingerprints of responsible person on form SAPS 91(a) and copy of receipt of payment for record clearance.	Yes	No
(3) Original letter from the local fire department in which compliance to minimum fire prevention requirements associated with the quantity of pyrotechnics, is certified	Yes	No
(4) Floor plan of premises indicating all entrances, exits, fire extinguishers and places from where pyrotechnics will be stored and sold.	Yes	No
(5) Completed form SAPS 408 for a continuous transport permit from the supplier to the dealer.	Yes	No
(6) Inspection report from the local inspector of explosives (part of this form)	Yes	No
I certify that the information given on this form is true to the best of my knowledge.		
I undertake to obtain a copy of the Explosives Regulations as soon as a licence is granted and to furnish each employee engaged in selling distress signals with a copy and of the conditions of the licence to deal.		
Signature	Designation	
	Company/Shop name	
	Date	
This application must be handed in at your local Explosives Unit of the South African Police Service for inspection and processing.		
In the case of registered company, this form must be submitted under cover of a letter reflecting the name, registered address and names of the directors of the company. The signatory must be either the manager or some other senior official of the company. In the case of partnership, the full names of all the partners must be given and the name or title of the partnership.		
NB- Any person who wilfully gives false information to an inspector is guilty of an offence in terms of section 28(2)(d) of the Explosives Act, 2003 (Act No 15 of 2003) and liable on conviction to a fine, or imprisonment, or both.		

TO BE COMPLETED BY LOCAL INSPECTOR		
Physical address of business according to own observation:		
How many entrances and exits?		
Total floor space		m ²
Facilities available for the safe storage of pyrotechnics? (Indicate with an X)		Yes No
Description of facilities		
This application is (Indicate with an X)		Recommended Not recommended
Comment		
Signature of inspector of explosives		Name in block letters
Place:		Date

TO BE COMPLETED BY OFFICE OF CHIEF INSPECTOR			
Date received:		Date finalised:	
Licence number:		Date issued:	
Disposal of original licence	Posted:	Collected:	Date:
Remarks:		Signature of inspector of explosives	