



SPORT & RECREATION SOUTH AFRICA

ANNUAL REPORT

2014-2015



sport & recreation

Department:
Sport and Recreation South Africa
REPUBLIC OF SOUTH AFRICA

FOR THE ACTIVE YOU!

9789

PARTICIPANTS IN THE 2014/2015 BIG WALK


91%

PROGRAMME TARGETS
ACHIEVED IN 2014/2015

R970 MILLION

ONLY **0.3%** UNDER-SPENDING

ii



PROGRAMME NAME	FINAL APPROPRIATION	ACTUAL EXPENDITURE
	R'000	R'000
ADMINISTRATION	106,512	105,152
ACTIVE NATION	624,767	624,767
WINNING NATION	84,499	83,109
SPORT SUPPORT	148,861	148,861
INFRASTRUCTURE SUPPORT	5,765	4,936
TOTAL	970,404	966,825

DEFINING BOXING (NOUN)

The sport or practice of fighting with the fists, especially with padded gloves in a roped square ring according to prescribed rules (the Queensberry Rules).

Special thank you to the following for their photographs:

- Jeff Ellis
- Themba Makofane
- Nick Lourens Photography
- Joe Sefale

SPEED BALL

Boxers use the speed ball to improve hand-eye coordination, punching accuracy, quickness and confidence. It is a staple exercise for all boxers.

CONTENT INDEX

Round 1: General Information	iv
Foreword by the Minister	5
Deputy Minister's Statement	8
Report of the Accounting Officer	10
Round 2: Performance Information	26
Round 3: Governance	66
Round 4: Human Resource Management	76
Round 5: Financial Information	98
Annexures	172
SRSA Projects in Pictures	181
Boxing in South Africa at a Glance	196

ROUND

1



BOXING FAST FACT

John L. Sullivan fought in a bare-knuckle boxing match that lasted 75 rounds before he won. He later died from a heart attack on February 2, 1918. He died, allegedly, with barely 10 dollars in his pocket.

SRSA 2014 - 2015

GENERAL INFORMATION

1.	Department General Information	2
2.	List of Abbreviations/Acronyms	3
3.	Foreword by the Minister	5
4.	Deputy Minister Statement	8
5.	Report of the Accounting Officer	10
6.	Statement of Responsibility and Confirmation of Accuracy for the Annual Report	20
7.	Strategic Overview	21
	7.1. Vision	21
	7.2. Mission	21
	7.3. Values	21
8.	Legislative and Other Mandates	21
9.	Organisational Structure	24
10.	Entities Reporting to the Minister	25



BOXING FAST FACT

Despite fighting some of the greatest boxers and fighting 93 fights and losing 18 times, Canadian Boxer George Chuvalo never once got knocked down or knocked out in a fight.



Noni “She Bee Stingin” Tenge

WELTERWEIGHT CHAMPION

BORN: 01 JANUARY 1982
 MOOIPLAAS, SOUTH AFRICA
 TOTAL FIGHTS: 16
 WINS: 14
 WINS BY KO: 10
 LOSSES: 1
 DRAWS: 1
 NO CONTESTS: 0

2

BOXING FAST FACTS

Noni Tenge “She Bee Stingin” became the first SA woman to win the IBF welterweight title when she defeated Daniella Smith of New Zealand on 12 June 2011

Focus Federation Background Information

Each year, Sport & Recreation South Africa identifies a National Sport Federation as a focus federation for the financial year.

Although other federations continue to receive their normal financial allocations and are provided with the usual support, a focus federation is granted additional funding and general support to enable them to achieve key priorities that they have been unable to achieve.

For example, in the 2012/2013 financial year, the focus federation was Netball South Africa. This federation was supported to host a four-country Netball Diamond Challenge. Tennis SA as the focus federation for 2013/2014 financial year was supported to host the Soweto Open and continued to enjoy increased attention until the end of the financial year.

The focus federation for 2014/2015 was Basketball South Africa and thus, apart from intensified support to the federation, basketball was featured in the annual report published in 2014.

1. DEPARTMENT GENERAL INFORMATION

Physical Address:	Regent Place Building 66 Queen Street PRETORIA
<i>(This address is between Thabo Sehume and Lilian Ngoyi Streets, with vehicle entrance at corner of Thabo Sehume and Helen Joseph Street)</i>	
Postal Address:	Private Bag X896 PRETORIA, 0001 Republic of South Africa
Telephone Number:	+27 12 304-5000
Fax Number:	+27 12 323-8440
Website Address:	www.srsa.gov.za

2. LIST OF ABBREVIATIONS/ACRONYMS

AAG	All Africa Games
AENE	Adjusted Estimates of National Expenditure
AFS	Annual Financial Statements
AGM	Annual General Meeting
AGSA	Auditor-General of South Africa
APP	Annual Performance Plan
AU	African Union
BBBEE	Black Broad Based Economic Empowerment
BEC	Bid Evaluation Committee
BEE	Black Economic Empowerment
BRICS	Brazil, Russia, India, China & South Africa
BSA	Boxing South Africa
CAF	Confederation of African Football
CATHSSETA	Culture, Arts, Tourism, Hospitality & Sports Sector Education & Training Authority
CBO	Community-Based Organisation
CD	Chief Director
CEO	Chief Executive Officer
CFO	Chief Financial Officer
DORA	Division of Revenue Act
DPSA	Department of Public Service Administration
DPW	Department of Public Works
EPG	Eminent Persons Group
ENE	Estimates of National Expenditure
FIFA	Federation Internationale De Football Association
GEMS	Government Employee Medical Scheme
GIZ	Deutsche Gesellschaft für Internationale Zusammenarbeit
Headcom	Heads of Departments Committee
HIV & AIDS	Human Immunodeficiency Virus & Acquired Immune Deficiency Syndrome
HOA	Home Owner's Allowance
HOD	Head of Department
HR	Human Resources
ICT	Information and Communication Technology
IFS	Interim Financial Statements
IOC	International Olympic Committee

IT	Information Technology
IYM	In-Year-Monitoring
MANCO	Management Committee
MEC	Member of a (Provincial) Executive Council
MIG	Municipal Infrastructure Grant
MINMEC	Ministers & MECs
MOU	Memorandum of Understanding
MPAT	Management Performance Assessment Tool
MPP	Mass Participation Programme
MTSF	Medium Term Strategic Framework
MTEF	Medium Term Expenditure Framework
NBA	National Basketball Association
NF	National Federation
NGO	Non-Governmental Organisation
NT	National Treasury
NSRP	National Sport and Recreation Plan
PFMA	Public Finance Management Act
QSRM	Quarterly Status Review Meeting
SAIDS	South African Institute for Drug-Free Sport
SASCOC	South African Sports Confederation and Olympic Committee
SASRECON	South African Sport and Recreation Conference
SCM	Supply Chain Management
SCOPA	Standing Committee on Public Accounts
SCORE	Sports Coaches Outreach
SCSA	Supreme Council for Sport in Africa
SDIP	Service Delivery Improvement Plan
SFC	Sport for Change
SMS	Senior Management Services
SMME	Small Medium and Micro Enterprises
SRSA	Sport and Recreation South Africa
TR	Treasury Regulations
UK	United Kingdom
UN	United Nations
UNESCO	United Nations Educational Scientific and Cultural Organisation
USA	United States of America
YDVS	Youth Development Against Violence Through Sport



MR FIKILE MBALULA

MINISTER
SPORT AND RECREATION SOUTH AFRICA

3. FOREWORD BY THE

MINISTER



During the 2014/2015 financial year Sport and Recreation South Africa (SRSA) ensured that the key areas regarding sport and recreation as reflected in the National Development Plan (NDP) were implemented.

The NDP recognises unequivocally that sport plays an important role in promoting wellness and social cohesion, and treats sport as a cross-cutting issue, with related proposals in the chapters on education, health and nation building. Within the Medium Term Strategic Framework, sport and recreation feature prominently in Outcome 14, sub-outcome 3, and our key initiatives as a Department are focused on:

- *Increasing access of South African citizens to sport and recreation facilities*
- *Providing mass participation opportunities*
- *Advocating transformation in sport and recreation*
- *Developing talented athletes by providing them with opportunities to excel*
- *Supporting high performance athletes to achieve success in international sport.*

In line with National Government priorities the Department realigned all its strategic programmes to Outcome 14 in the 2014/2015 strategic documents. SRSA continued to review important policy developments that paved the way to transform the delivery of sport and recreation by ensuring equitable access, development and excellence at all levels of participation and to harness the socio-economic contributions that can create a better life for all South Africans.

In the 2014/2015 financial year, the Department made significant progress with respect to establishing a sustainable policy and legislative framework for the provision of sport and recreation. The year under review witnessed amendments being brought to the National Sport and Recreation Act as well as to the South African Institute for Drug-free Sport Act. The Department also embarked on the drafting of additional legislation dealing with Combat Sports and the Fitness Industry, which is currently in the legislative process.

BOXING FAST FACTS

You cannot hit below the belt, hold, trip, kick, headbutt, wrestle, bite, spit on, or push your opponent.



In the international arena, the Department continued to play a leading role in the development and implementation of United Nations policies related to sport for development and peace. During the year under review, South Africa served as the Chair of the Thematic Working Group on Sport and Peace as well as the Chair of the Executive Board of the Sport for Development and Peace International Working Group. South Africa's leadership in these important UN forums can be attributed to our valuable inputs at the UN sessions. We will continue playing our part in our country's efforts to use sport as a tool to support relevant government and global priorities.

Under our Active and Winning Nation Programmes, the Department once again made great inroads. The year under review saw the Active Nation programme, incorporating mass participation activities, implementing 15 sport and recreation promotion campaigns and events, and successfully reaching more than 31 000 participants.

All provinces were again allocated a Conditional Grant in terms of the Division of Revenue Act. Provincial Departments were required to ensure implementation of the strategic programmes aligned to the NSRP, as reflected in the Mass Participation Conditional Grant Framework. To this effect, and utilizing the Mass Participation Conditional Grant, 3 849 educators were trained throughout the provinces to benefit the school sport programme. In addition to this, a total of 1 580 schools received equipment and attire while 3 310 school sport coordinators were employed. Through the sport and recreation hubs, provinces were able to attract more than 1.2 million active participants. A total of 2 642 people, who are involved in community sport and hubs, were trained; while 887 hubs received equipment and attire from the provincial departments. Through the Grant, 381 permanent employment opportunities were created.

In the 2014/2015 financial year Scientific Support was also included in the Grant as one of the outputs to be supported. This addition led to 3 746 athletes being supported and a total of 96 individuals trained through the academy system. A total of 71 sport academies were supported through the Grant

throughout the provinces. The athlete residential support initiative was phased out in 2014/2015 and partially replaced by the Ministerial Sports Bursary Programme. As at the end of the period under review, there were 31 beneficiaries in the residential programme.

The National School Sport Programme remains one of the key priorities highlighted in the National Sport and Recreation Plan (NSRP). It is for this reason that we are doing the best we can to implement the Memorandum of Understanding (MoU) that we have signed with the Department of Basic Education. We acknowledge that the MoU has not been wholeheartedly implemented; thus raising a need for frank deliberations between the two Departments if the agreement is to yield positive results for the sport and recreation sector. It is only when school sport plays its role of being the bedrock of sports development that it will adequately feed into the aspirations of the sport and recreation sector as reflected in the NSRP. Since 2012 the Department, in partnership with Basic Education, has been hosting the National School Sport Championships. The third successful National School Sport Championships were held in Pretoria, Gauteng province from 10 to 15 December 2014. A total of 11 205 people were direct and indirect participants at the championships. Of this total number, 10 915 had a direct impact on the championships, with 8 307 of them being learners.

Transformation in sport remains an emotive issue, hence with the year under review, significant strides were made to achieve transformation targets. The Eminent Persons Group (EPG) on Sports Transformation produced a transformation status report in the 2014/2015 financial year. The report is a follow-up on the pilot audit conducted in 2013 to establish the transformation status in the selected five sport codes, namely: athletics, cricket, football, netball and rugby. The 2014/2015 report includes in addition to the pilot codes, twelve more codes: amateur boxing, basketball, baseball, chess, gymnastics, hockey, jukskei, softball, swimming, table tennis, tennis and volleyball. The breakthrough this year is the Memorandum of Agreement (MOA) entered into with the five (5) pilot codes. By the end of 2015 the Department will be in a position to enter into MOAs with the additional twelve (12) sports. The MOA is firmly premised on the annual transformation audit and the transformation barometer of each federation with clear and concrete transformation targets and goals over the next 5 years. Sports Codes have undertaken to respond to the audit findings and recommendations in the form of meaningful interventions. They have further made growth forecasts in each transformation dimension up to the year 2018.

Sport and Recreation SA continued to host recognition and honouring events to celebrate outstanding performances by South African athletes and teams. The honoured athletes received financial incentives from the Department. The 9th anniversary of the South African Sports Awards was held in November 2014, in Gauteng. During the 2014 Awards there were 15 winners out of 19 categories with some sports persons who won more than one category. The ultimate prize of "Sportsperson of the year" was won by a female candidate Ms. Portia Modise.

In August 2014, the Department also hosted the inaugural women's month programme to honour the role of women in sport. The programme was delivered in partnership with the National Heritage Council and its objective was to document the impeccable role which women played and continue to play towards the development of sport in our country.

SRSA ensured that a total of 64 sport and recreation bodies against a target of 60 received financial and non financial support during the period under review. This over-achievement is contributable to the cooperation received from the sport and recreation bodies in complying with the financial and non-financial framework of the Department; thus enabling more bodies to benefit.

Our main challenge remains the implementation of the NSRP as an unfunded mandate. We are however doing our best to move resources around, as a way of making the best with the little we have. We are aware that despite our vision, we may not be allocated the full estimated costing of over R10 billion anytime soon. As such, we are using a phased-in approach to ensure an incremental implementation of areas of the NSRP that are closely related to the work of the Department. This will continue for as long as we are unable to secure sufficient funding from National Treasury in this regard.

In conclusion, I would like to express my gratitude to the Portfolio, and Select Committees for their continued support, and leadership; as well as Deputy-Minister, Mr Gert Oosthuizen for his unwavering support during the past financial year. I would also like to thank the Director-General, Mr Alec Moemi and his entire administrative team for their commitment, passion and determination in ensuring that SRSA fulfil its mandate of an Active and Winning Nation. My appreciation also goes to SAIDS, Boxing SA; loveLife; the Sports Trust; SASCOC, and all the sport and recreation bodies that we work with, for their continued cooperation and support. A special thank you to the EPG on Sport Transformation for their selfless service to the sport and recreation community. I thank them most sincerely for providing a gauge through which we can measure our success or lack of it with respect to transformation in sport.



MR FIKILE MBALULA
MINISTER:
SPORT AND RECREATION SOUTH AFRICA
31 JULY 2015

3 849

EDUCATORS

Trained throughout the provinces

1 580

SCHOOLS

Received equipment and attire

3 310

SCHOOL SPORT COORDINATORS

Employed

1.2 M

ACTIVE PARTICIPANTS

Through sport & recreation hubs

3 746

ATHLETES

Provided with scientific support

2 642

PEOPLE INVOLVED

In community sport and hubs trained

887

HUBS

Received equipment and attire from the provincial departments

11 205

PARTICIPANTS

*at the National School Sport Championships
Pretoria, Gauteng*

In keeping with the Active Nation pillar of our vision, 2014/2015 saw the intensification of our active recreation programmes. To keep up the momentum, the 2015/16 financial year will see an introduction of the Annual Recreation Day, which will be the first Friday of October each year.

Although this is not a public holiday, it will provide an opportunity to all South Africans to be actively involved by participating in recreation activities that will improve their health and well-being. To fully exploit the potential of recreation, the National Recreation Day needs solidarity, joint activities and cross-sectoral initiatives. Provincial Departments across the nine provinces will also have programmes and awareness campaigns to all stakeholders at provincial level. The Recreation Day will contribute immensely towards a 'healthy and active citizenry' that form a key factor in realising the objectives of the NDP.

In the quest to promote life-long participation in sport and recreation, as well as healthy living, special attention continued to be placed on packaging messages and programmes during the period under review, to make them exuberant, attractive and relevant to the target audience.

For this purpose, the new financial year will see innovative and vibrant programmes being brought on board whilst renewed energy will be brought to existing social cohesion campaigns such as the UNITE Campaign, with its annual highlight being the Nelson Mandela Sport and Culture Day (NMSCD). The NMSCD is a successful example of intra-governmental partnership, where our Department and the Department of Arts and Culture, work together as a contribution towards a meaningful social cohesion programme. It is our intention as we implement our programmes, to continue addressing the needs of people with disabilities and other focus groups.



MR GERT C. OOSTHUIZEN

DEPUTY MINISTER
SPORT AND RECREATION SOUTH AFRICA

4. STATEMENT OF THE

DEPUTY MINISTER

In the year under review, South Africa played a leading role in projects of global importance as reflected in our contributions to UNESCO CIGEPS, the UN Sport for Development and Peace International Working Group; IADA and WADA, amongst others. I am also happy to report that the leadership positions we hold internationally, are mainly due to the major contributions from our country. The inputs from South Africa resulted in the development of government policies regarding the harnessing of sport to address gender-based violence for consideration by the United Nations. South Africa also played a major role in the revision of the International Charter of UNESCO on Physical Education, Physical Activity and Sport. This Charter puts physical education, physical activity and sport at the service of human development, and urges all role-players to be guided in order to commit, cooperate and disseminate, so that it can become a reality for all human beings.

In another positive development, South Africa has been selected to serve as a pilot country for the innovative physical education programme of UNESCO under the banner 'Getting the couch potatoes off the couch'. To this effect Quality Physical Education Guidelines were developed. The Guidelines provide a framework to help policy-makers reshape physical education policy as well as practical advice for implementing the Guidelines.

The ever expanding complexity of doping in sport, for example, the manufacturing / importation / distribution of doping products, requires both new capacities and commitments for both governments and national anti-doping agencies. South Africa plans to appeal to UNESCO to announce an "International Year of Anti-doping" during 2016 to coincide with the hosting of the Rio Olympic and Paralympic Games. In our efforts to promote an ethical environment and protect the integrity of our sport system, SRSA will continue to financially support the South African Institute for Drug-Free Sport to ensure that compliance to the World Anti-Doping Agency code is adhered to. Particular attention will be given to ensure that SAIDS delivers on its responsibility towards WADA and to coordinate the responsibility of SAIDS towards the Central Drug Authority.

We will engage and ensure that the National Lotteries Board will align its allocations for sport and recreation to the demands of our NSRP. We are steadfast that we want an equal share of the allocation for sport and recreation and not the mouse's share.

Over and above the sport recognition initiatives implemented during the year under review, such as the annual South African Sport Awards, the

Andrew Mlangeni Green Jackets and the Ministerial Outstanding Sports Performance Accolades Programme, collaborative engagements will continue in 2015/16 to establish a National Sports Hall of Fame. This, in an effort to further recognise our sporting greats, whose sacrifices laid the foundation for the sport and recreation landscape we see today.

As we did at the Commonwealth Games in Glasgow in the period under review, we will continue to establish an Ekhaya Hospitality Centre at major events, exhibitions or conferences, to showcase South Africa as a sports tourism destination. On the home front, SRSA will continue to provide as we did in 2014/2015, institutional and intra-governmental support to events approved in line with the Bidding and Hosting of International Sport and Recreational Events Regulations.

Conclusion

We have a "long and winding road" ahead to traverse; we are comfortable that our plans and budgets are aligned to the National Development Plan. With our National Sport and Recreation Plan steering us as a sector, we will not be side-tracked from vision 2030. We must use the immense value of Sport and Recreation to promote social cohesion across society through increased interaction.

I wish to thank the Portfolio Committee of Sport and Recreation as well as the Select Committee, for their oversight, support and leadership; the Minister, Mr. Fikile Mbalula, for his leadership and support, our Director-General, Mr. Alec Moemi and his administrative team for their continued passion towards bettering the lives of our people.

Our appreciation also goes to our public entities; SASCOC; NGOs responsible for sport and recreation; and all the sport and recreation bodies that we work with, for their continued cooperation and support.



MR GERT C. OOSTHUIZEN
DEPUTY MINISTER:
SPORT AND RECREATION SOUTH AFRICA
31 JULY 2015

5. REPORT OF THE

ACCOUNTING OFFICER

5.1 OVERVIEW OF THE OPERATIONS OF THE DEPARTMENT

Responsibilities of the Accounting Officer

The Accounting Officer is responsible for managing the Department in compliance with the law, policies of the government of the day, prescripts and within the allocated budget of the Department.

10

Overview of key results

The 2014/2015 financial year marked the first year of the new administration after the 5th national democratic elections. During the 2014/2015 financial year the Department ensured that the key areas regarding sport and recreation as reflected in the **National Development Plan** (NDP) are implemented. The NDP recognises that sport plays an important role in promoting wellness and social cohesion, and treats sport as a cross-cutting issue, with related proposals in the chapters on education, health and nation building. This was the first year of implementing the 2014-2019 MTSF. Due to the need for consistency in implementing the NSRP and NDP, not much has changed during the development of MTSF.

In line with policy directives toward alignments within government, the Department was aligned to Outcome 12b. Following the adoption of the NDP by Cabinet, the Department realigned all its strategic programmes to Outcome 14 in the 2014/2015 strategic documents.

MR ALEC MOEMI

ACCOUNTING OFFICER
SPORT AND RECREATION SOUTH AFRICA



The Department has continued to review important **policy developments** that paved the way to transform the delivery of sport and recreation. This was done by ensuring equitable access, development and excellence at all levels of participation and harnessing the socio-economic contributions that can create a better life for all South Africans.

During the financial year under review, key deliverables of the **National Sport and Recreation Plan** (NSRP) were implemented. The 2014/2015 financial year was the 3rd year of implementing the NSRP since its approval by Cabinet. The strategic focus of the NSRP is to reconstruct and revitalise the sport and recreation sector for an active and winning nation, whilst improving the quality of lives of all South Africans.

One of the key priorities highlighted in the NSRP, is the creation of opportunities for the youth to participate in **school sport**. It is for this reason that we are doing the best we can to implement the Memorandum of Understanding (MoU) that we signed with the Department of Basic Education. We acknowledge that the MoU has not been properly implemented; thus raising a need for frank deliberations between the two Departments if the agreement is to yield positive results for the sport and recreation sector. Participation of our learners in sport must start at intra-school level, up to the provincial level, before provincial teams can represent their provinces at the national championships. It is only when school sport plays its role of being the bedrock of sports development that it will adequately feed into the aspirations of the sport and recreation sector as reflected in the NSRP.

The focus of the athlete residential support initiative was phased out in 2014/2015 and partially replaced by the **Ministerial Sports Bursary Programme**. As at the end of the period under review, there were 31 beneficiaries in the residential programme. The new financial year (2015/16) commenced with five athletes and one coach/manager. The contracts of three athletes and one coach/manager lapse in 2015/16 and those of two athletes, lapse in the 2016/17 financial year.

The Ministerial Sports Bursary is provided to learners from Grade 8 until they complete their high school education. New recruits were identified during the 2014 national school

sport championships and joined those already on the programme. The Scientific Support sub-programme, together with the relevant provinces and sport focus school, worked collaboratively to develop talented athletes, who were placed in the **sport focus schools**.

Since 2012 the Department, in partnership with Basic Education, has been hosting the National School Championships. In the year under review, the Championships were held from 10 to 15 December 2014. There was a total of 11 205 people, who were direct and indirect participants at the championships. Of the total number, 10 915 were direct participants, with 8 307 of them been learners. Of these learners, 4 165 were males and 4142 were females.

The report depicting the status of transformation in the sport and recreation sector, clearly points to key elements of the school sport programme that are holding it (the programme) back. The report shows that the declining rate of teacher involvement in the organising and coaching of school sport, unresolved issues between SRSA and DBE and the resistance of Unions to allow additional compensation for teachers willing to be involved, will impact negatively on South African sport's long term competitiveness and sustainability.

Through our Active Nation programme that incorporates mass participation activities, we were able to implement 15 sport and recreation promotion campaigns and events, successfully. These are: the National Indigenous Games, Big Walk, National Youth Camp, Golden Games, Nelson Mandela Sport and Culture Day, Andrew Mlangeni Golf Development Day, Move for Health Day, National School Sport Championships, the 67 Minutes of Mandela in Cullinan, in recognition of the Nelson Mandela Day, as well as the Ministerial Outreach in different areas of the country, where sport was played and playing equipment and apparel issued to mostly schools; namely: Gugulethu; New Eersterus; DeDoorns; Phillipi; Manenberg; and Paarl.

SRSA as a transferring Department of Division of Revenue Act (DoRA) funds, has an implementation dependency on the provincial departments responsible for sport and recreation. These provincial departments are required to ensure implementation of the strategic programmes that align to the NSRP, as reflected in the Mass Participation Conditional Grant Framework. To this effect, and utilizing the Mass Participation Conditional Grant, 3 849 educators were trained throughout the provinces to benefit the school sport programme. A total of 1 580 schools received equipment and attire while 3 310 school sport

coordinators were employed. Through the sport and recreation hubs, provinces were able to attract 1 255 296 active participants. A total of 2 642 people, who are involved in community sport and hubs, were trained; while 887 hubs received equipment and attire from the provincial departments. Through the Grant, 381 permanent employment opportunities were created with 6% of the total allocation for each province.

During the financial year under review, Scientific Support was included in the Grant as one of the outputs to be supported. This addition led to 3 746 athletes been supported and a total of 96 individuals trained, through the academy system. A total of 71 sport academies were supported through the Grant throughout the provinces.

The Department continues to host **recognition and honouring events** to celebrate outstanding performance by South African athletes and teams. The honoured athletes receive financial incentives from the Department. In addition to the annual Sport Awards and the Andrew Mlangeni Green Jacket Award, other recognition events took place as follows.

April 2014: Honouring the South African Top 5 finishers in the Cape Argus and Two Oceans Marathon; as well as Mr Ernst Van Dyk for having won the Boston Marathon ten times.

May 2014: Recognition of Zolani Tete, whose fight with Juan Carlos of Mexico was rated the 2013 Fight of the Year.

June 2014: Honouring of the top 10 finishers in the Comrades Marathon; The Junior Springboks, who came 2nd in the IRB Junior World Cup; Winners of medals at the Africa Youth Games in Botswana; Winners of the Netball Premier League; and Boxers, who won international titles and fights.

August 2014: Honouring of the Commonwealth Games Team that obtained the highest number of medals since readmission in 1994 (that is, 40 medals, 13 of them, Gold), SA Cricket Team reclaiming number 1 status on the test rankings; Mr Zolani Tete for claiming the IBF Super Flyweight title.

Also in August 2014, the Department hosted the inaugural women's month programme to **honour the role of women in sport**. The programme was delivered in partnership with the National Heritage Council and its objective was to document the impeccable role which women played and continue to play towards the development of sport in our country and to further archive this as part of our sport heritage.

The 9th anniversary of the **South African Sports Awards** was held in Johannesburg, Gauteng Province on 30 November 2014. This event recognises and rewards the sports men and women for their outstanding accomplishment in and out of the field of play. The awards are also used to profile the important role played by sport and recreation in contributing towards social cohesion, nation building and global peace and prosperity. During the 2014 Awards there were 15 winners out of 19 categories

SOUTH AFRICAN MULTIPLE TITLE HOLDERS

- **Brian Mitchell: WBA (1986), IBF (1991) junior lightweight.**
- **Dingaan Thobela: WBO (1990), WBA (1993) lightweight; WBC middleweight (2000).**
- **Peter Malinga: WBU (1997), IBO (1999) welterweight.**
- **Jacob Matlala: WBO flyweight (1993); WBO light flyweight (1995); IBA junior flyweight (1997); WBU junior flyweight (2001).**
- **Thulani Malinga: WBC super middleweight (1996 & 1997); WBF super middleweight (1998).**
- **Cassius Baloyi: WBU junior featherweight (1996); WBU featherweight (1998).**
- **Lehlohonolo Ledwaba: WBU bantamweight (1996); IBF junior featherweight (1999).**
- **Mzukisi Sikali: WBU junior featherweight (1996); WBU junior bantamweight (1998).**
- **Masibulele Makepula: WBU junior flyweight (1998); WBO junior flyweight (2000).**
- **Mbulelo Botile: IBF bantamweight (1995); IBF featherweight (2000).**



The ultimate prize of “Sportsperson of the year” was won by a female candidate in Ms. Portia Modise.

The awards also recognise the value added by athletes with disabilities, within the sport and recreation sector. Wheelchair racer and hand-cyclist, Ernst Van Dyk, was named Sportsman of the Year with a Disability, while the Sportswoman of the Year with a Disability went to Justin Asher, who is also a hand-cyclist. The awards were not just about those who win gold, but those, who also displayed a heart of gold were duly honoured. The Volunteer of the Year award went to Surfing South Africa’s Sandile Mqadi, who is a pro-surfer and an internationally accredited judge and coach; while the Recreational Body of the Year category was won by Sport for Social Change Network. The Sport for Social Change Network, founded in 2007, is a non-profit company that coordinates activities of Non-governmental and Community-Based Organisations involved in sport for development. It offers its members the opportunity to come together, exchange knowledge and advocate with one voice. Its role is to enhance the growth, quality and sustainability of sport for social change programmes. It is partly funded by the Department.

The Eminent Persons Group (EPG), which is an independent committee of experts guiding the Minister on **transformation** in sport, produced a transformation status report during the year under review. The report is a follow-up on the pilot audit conducted in 2013 to establish the transformation status in five sport codes, namely: athletics, cricket, football, netball and rugby. The 2014/2015 report includes in addition to the pilot codes, twelve more codes: amateur boxing, basketball, baseball, chess, gymnastics, hockey, jukskei, softball, swimming, table tennis, tennis and volleyball.

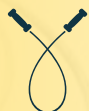
Both audits demonstrated meaningful change in all seven dimensions of the sport’s transformation charter.

The 2014/2015 transformation audit report:

- Confirms that demographic change on the field of play and in board rooms is in progress;
- Identified areas requiring more detailed attention; and
- Have firmly placed transformation on sport’s board room radar screens.

BOXING FAST FACTS

Brian Mitchell turned pro in 1981 and captured the WBA Junior Lightweight Title in 1986 with a 10th round KO over Alfredo Layne. He defended the title a record 12 times, and never lost a title fight.



FINDINGS INCLUDE, AMONG OTHERS THE FOLLOWING:

Culture and Change:

- Confirmation of widely differing culture sets in the sport system translating into different constituencies within code structures (doing things differently) thereby contributing to misunderstandings and non-alignment.
- The single most difficult task facing the sport system may be the development of a unique strategy/led culture that will guide ‘how things are done’.
- Failure to change ingrained sport organisation cultures may have been a major unattended factor to bring about more effective change in South African sport over the past twenty years.

Demographics

- Whereas generic black (Coloured, Indian and African) representation on and off the field is improving, black African representation within sports’ structures remains highly problematic. It is a strategic weakness with long term sustainability consequences.
- Demographic change in women national representative teams are advancing. However, women participation is restricted by a lack of senior and underage participation opportunity.
- The demographic profiles and structures of referees/umpires, coaches and the medical/scientific components in some codes have not received sufficient focus in the past and is in need of attention.

Schools and Clubs

- Greater focus on sport delivery and provision is required in ‘townships’.
- Physical education as part of the school curriculum and suitably qualified teachers are logical coordinating points for organising sport on the basis of underage teams, leagues and representative opportunities at school level. However, physical education teachers cannot do it alone. The reluctance of new generation teachers in general today (understandably) compared to pre-1994 period to be involved in the organisation of school sport can not be ignored.

Stakeholder and Partnerships

Following the review of its partnership with **loveLife** towards ensuring relevance and coordination of programmes implementation, the Department saw the involvement of loveLife in implementing two of its major programmes, namely Youth Camp and School Sport Championship.

On behalf of the country, SRSA played a leading role in the work of **UNESCO and the United Nations (UN)** Sport for Development and Peace International Working Group. South Africa was requested by the United Nations to provide strategic guidance regarding a group discussion that took place in June 2014 on the role of sport in combating gender violence.

Departmental Challenges

Funding of NSRP

The Department as the custodian of sport and recreation in the country, is continuing to implement the NSRP, though largely still an unfunded mandate. It is acknowledged that the Department will not be getting the full estimated required costing for implementation, of R10 Billion, R8 Billion, and R4 Billion (in each of the MTEF years) at once. As such, we are using a phased-in approach to ensure an

incremental implementation of areas of the NSRP that are mainly closely related to the work of the Department. This will continue for as long as we are unable to secure sufficient funding from National Treasury in this regard.

Against the plan to conduct 9 **facilities' audits**, only two were conducted. This was because of a general poor cooperation from provinces. As follow-ups were made, the later stages of the financial year saw financial capacity being put forth as the common thread of reasons for failure to conduct such audits. This project is important for the sport and recreation sector to know how many and what kind of facilities there are, in the country and in what state they are.

Boxing SA continues to be faced with leadership and resource challenges following the suspension and a lengthy case of the CEO as well as the disciplinary processes that involved the CFO. In view of these challenges, the Department deployed one of its senior managers, Mr Masilo Maake, to provide assistance as an Administrator for the entity. Also, the Board and the Department agreed to relocate the entity to the Department's Offices in Pretoria. This move will save the entity around R120 000 per month, which can go a long way towards programme implementation and enhancement of administrative capacity.

5.2 OVERVIEW OF THE FINANCIAL RESULTS OF THE DEPARTMENT:

• Departmental receipts

DEPARTMENTAL RECEIPTS	2014/2015			2013/2014		
	ESTIMATE	ACTUAL AMOUNT COLLECTED	(OVER)/UNDER COLLECTION EXPENDITURE	ESTIMATE	ACTUAL AMOUNT COLLECTED	(OVER)/UNDER COLLECTION EXPENDITURE
	R'000	R'000	R'000	R'000	R'000	R'000
Sale of goods and services other than capital assets	64	52	12	52	52	-
Interest, dividends and rent on land	6	6	-	3	2	1
Financial transactions in assets and liabilities	261	49	212	155	156	(1)
Total	331	107	227	210	210	-

The delivery of the departmental mandate does not generate revenue. However, during the year under review, SRSA collected income from the commission on insurance payments, interest on the bank account sale of departmental vehicles and lastly, from departmental debts.

BOXING FAST FACTS

Marcus Temple was 18 years old when he won a bronze medal at the 1950 Empire Games in Auckland, New Zealand.



● Programme Expenditure

PROGRAMME NAME	2014/2015			2013/2014		
	FINAL APPROPRIATION	ACTUAL EXPENDITURE	(OVER)/ UNDER EXPENDITURE	FINAL APPROPRIATION	ACTUAL EXPENDITURE	(OVER)/UNDER EXPENDITURE
	R'000	R'000	R'000	R'000	R'000	R'000
ADMINISTRATION	106,512	105,152	1,360	124,878	114,567	10,311
ACTIVE NATION	624,767	624,767	-	592,330	606,729	(14,399)
WINNING NATION	84,499	83,109	1,390	228,783	231,369	(2,586)
SPORT SUPPORT	148,861	148,861	-	118,195	115,784	2,411
INFRASTRUCTURE SUPPORT	5,765	4,936	829	9,299	4,580	4,719
TOTAL	970,404	966,825	3,579	1,073,485	1,073,029	456

The Department was allocated R970, 404 Million of which R967, 389 Million was utilised. This amounted to under-spending of R3, 015, which is 0, 3% under-spending.

Virements/roll overs

In the year under review, there were no roll-overs. The virements were for the Commonwealth Games in Glasgow; to offset the overspending of community sport projects, Netball Premier League, overspending within the programmes at the end of the financial year; as well as to offset over- and under-spending of programmes during the Adjustment Estimates of National Expenditure.

Unauthorised, fruitless and wasteful expenditure and irregular expenditure

An amount of R165 000 irregular expenditure relating to the 2013/2014 financial year, was condoned by the Accounting Officer.

An amount of R143 000 was recorded as fruitless and wasteful expenditure following interest charged on overdue accounts (AGSA:R1 000); Interest & Penalties (SARS: R136 000); and Late payment (for the SCSA subscription: R6 000).

Future plans of the Department

One of the key components of the NSRP is the **Transformation Charter and Scorecard**. The baseline of transformation in South African sport needs to be determined and the Eminent Persons Group that was appointed by the Minister of Sport and Recreation in 2012 will continue to assist in this regard. Because of the importance of transformation for the future of South African sport, it is imperative that SRSA delivers on this focus area. Internal capacity will be empowered during 2015/16 to assist NFs to implement the Charter and to accurately complete the scorecard. The EPG will name, blame and shame federations and sport bodies that fail to meet defined and stated targets.

As a country South Africa will fulfil its responsibilities as a representative on the Sports Development Committee, the Women and Sport Committee and the Committee on Sport for the Disabled, as well as its position as the Secretary General of the executive committee of the African Union Sports Council Sport Development Region Five.

SRSA will continue to monitor the use of the 15 percent of the p-value of the Municipal Infrastructure Grant that is ring-fenced for the building of sport and recreation facilities to ensure that it is aligned with national infrastructure priorities.

In 2015/16, lobbying municipalities and other key stakeholders (including the Departments of Human Settlements and Basic Education, as well as SASCO) for the establishment of a sports precinct in each of the 52 districts defined by the Municipal Demarcation Board, will be concluded. If successful, municipalities will be allowed to pool resources and build facilities catering for outdoor sports, multidisciplinary sports codes, and education and training. SRSA will work closely with the Department of Cooperative Governance, the South African Local Government Association and municipalities, to maximise the use of the portion of the MIG earmarked for building sport facilities. The development area requires approximately 15 hectares of land, and the projected cost for an urban facility is R250 million and R180 million for a rural facility.

SRSA will continue to provide technical assistance to local authorities and other relevant stakeholders for constructing and managing sport facilities to ensure compliance with national standards. Considering the substantial financial investment made in building and refurbishing stadia for the 2010 FIFA World Cup, SRSA will continue to ascertain how these stadia are being maintained and used and will produce an annual status report.

The Andrew Mlangeni Community Golf Course

Development Programme, as a beneficiary of the Andrew Mlangeni Golf Development Programme, will be given attention again in 2015/16. There is clearly a need to develop golf courses in communities, particularly previously disadvantaged communities, as part of the golf development programme. During 2015/16 SRSA will engage with the relevant municipalities with the view of rehabilitating and promoting access to the Soweto and the Mabopane golf courses.

In an effort to encourage participation, SRSA will continue to appeal to Municipalities for the delivery of community gyms that can be used in open spaces within communities. The provision of these community gyms will link with the community sports project to devise innovative initiatives to deliver recreation to the community.

SRSA will also continue to develop and/or refurbish children's play parks by facilitating discussions between the relevant municipalities and organisations wishing to invest in corporate social investments. This proved to be very successful in 2014. SRSA will collaborate with the Department of Environmental Affairs who will assist with the greening and beautification of the public open spaces and the accompanying recreation facilities.

SRSA will provide **opportunities to acknowledge sporting achievements**, both contemporary and past performances in line with the recognition criteria to be developed in the 2015/16 financial year. A highlight will again be the hosting of the prestigious Sports Awards where the following awards will be bestowed upon worthy recipients:

- Individual Sports Awards
- Steve Tshwete Life Time Achievement Awards
- Ministers' Excellence Awards
- Sports Star of the Year Award.

In addition, SRSA will use discretion to award Ministerial Outstanding Sports Performance Accolades to deserving teams and individuals, who achieve at the highest levels on the international sporting stage. These awards will be bestowed throughout the year when applicable.

Building on the inaugural women's month programme, which SRSA hosted in August 2014 to **honour the role of women in sport**, SRSA plans to once again host this programme titled, 'Honouring Women in Sport' in August 2015. The programme will be delivered in partnership with the National Heritage Council.

Support will be rendered to 80 world class athletes of major sporting codes who are under 18 years of age and are from major sporting codes. This support will be delivered by the relevant national federations

through a transfer payment done by SRSA. The support to these athletes will increase by 50% by 2018/19.

SRSA will not tire to assist BSA as a public entity, to get its governance in order, so that its reputation can improve and consequently be able to attract sponsorship for itself and the licensees. Efforts will again be made in 2015 to assist the entity to obtain a clean audit and also to institute the resolutions taken at the 2013 Boxing Indaba. The entity plans to host 22 international tournaments in the country in 2015/16, which will not only improve the visibility of the sport domestically and internationally, but will also increase its popularity with all the relevant stakeholders, including athletes, supporters and sponsors. These tournaments will also play a role in boosting the organisation's revenue and assist in sustaining its operations.

To enable the entity to recognise the country's boxers and acknowledge the contribution they make to nation building and the image of the country internationally, the Department will make funds available for the entity to revive the SA Boxing Awards. The Awards will in future take place before the SA Sports Awards so that some of the winners can contest the relevant categories of the Sports Awards.

In 2015/2016 financial year, the South African National Amateur Boxing (SANABO) will receive an enhanced allocation from the Department, after been chosen as the Federation of the Year. This move is intended to assist in unearthing talent that would increase the pool of talented young boxers, who can represent the country at international competitions such as the Olympic Games. Being federation of the year enables a federation to receive increased funding that will assist them to implement some of the key projects that were a back banner because of shortage of funding. We therefore have no doubt that the sport of boxing will benefit tremendously from this recognition of SANABO.

Public Private Partnerships

There were no public-private partnerships recorded during the period under review.

Discontinued activities / activities to be discontinued

The athlete residential support programme has been discontinued. However, there are still 6 beneficiaries remaining, consisting of 5 athletes and 1 coach. Their contracts have been extended and are due to lapse at the end of 2015 in the case of the first group and 2016 in the case of the second group.

Following the limited nature of the results of the pilot study in Limpopo and KwaZulu-Natal on Club Development, the pilot was extended. This, to ensure that when the new club development approach is introduced, the move would be based on solid evidence sourced from the pilot study.

In support of Government initiatives to save costs of public spending SRSA decided to cancel its end of the year Green Stars project that it had initially planned to only downscale during the period under review. The purpose of the Green Stars project is to recognise and reward departmental staff delivering work of an exceptional standard. The Department may in 2015/16, reintroduce the project in a downscaled and cost-effective format.

New or proposed activities

There were no new key projects for the period under review. However, during this period, a key project that is intended to contribute towards getting South Africa active was approved by the Cabinet. The Department will lead preparations for the national Recreation Day that will see various government departments coming up with recreation activities to celebrate the Day.

Reasons for new activities

The introduction of Recreation Day is part of implementing the NSRP and addressing developments within the sport and recreation sector.

Financial implications of the new activities

The Department has allocated a budget of R2 million to its activities relating to the Recreation Day. Other Departments and structures will fund the separate activities that they engage in on the Day.

Effect on the operations of the Department

The project will be implemented with existing staff through task teams and within the budget through re-prioritising.

Supply chain management

The SCM unit has improved drastically on internal controls and ensuring that the procurement system is fair, equitable, transparent, competitive and cost effective, after a rigorous recruitment by the Department, on all key positions within the unit.

Gifts and Donations received in kind from non related parties

No donation was received during the year under review.

Exemptions and deviations received from the National Treasury

No exemptions and deviations were received during the period under review.

BOXING FAST FACTS

Ledwaba turned pro in 1990 and in 1999 captured the vacant IBF super bantamweight title with a decision victory over John Michael Johnson. Ledwaba defended the belt 5 times before losing it to Manny Pacquiao via TKO to earn Pacquiao his second world championship in two weight divisions




Lehlohonolo "The hand of stone" Ledwaba

SUPER BANTAMWEIGHT CHAMPION

DATE OF BIRTH: 27 JULY 1971
SOWETO, SOUTH AFRICA
TOTAL FIGHTS: 43
WINS: 36
WINS BY KO: 23
LOSSES: 6
DRAWS: 1
NO CONTESTS: 0

17



Events after the reporting date

The transfer to Handball was processed in March 2015. However, the system could not verify the banking details of the entity until after the end of the financial year. The transaction was therefore concluded after the reporting date. This transaction will, on the advice from the Auditor-General, be recorded as an achievement for 2015/16.

Conclusion

I wish to thank the Minister, Mr Fikile Mbalula and the Deputy Minister, Mr Gert Oosthuizen for their leadership and policy direction; the Audit Committee and the Risk Committee of the Department for their cooperation and contribution towards good governance in the Department; the management and staff for the work they have done towards bettering the lives of our people; and the recognised labour unions, for contributing towards labour peace in the Department.

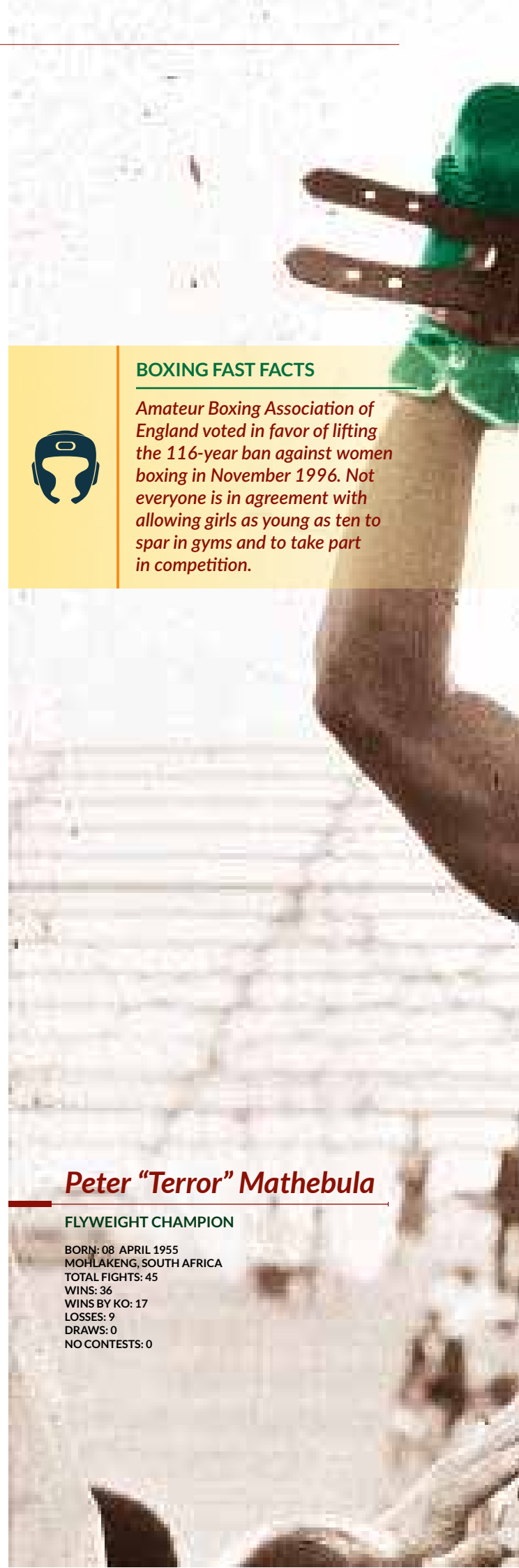
Our appreciation also goes to our public entities (SAIDS and Boxing SA); provincial departments responsible for sport and recreation; and the sport and recreation bodies that serve as implementation agents for sport and recreation: South African Sport Confederation and Olympic Committee (SASCOC), Sports Trust, loveLife, and the National Sport Federations (NF) as well as Culture, Arts, Tourism, Hospitality, Sport, Sector Education and Training Authority (CATHSSETA) for contributing towards the growth of the sport and recreation sector.

We also acknowledge with appreciation, the Lottery Distribution Board, the KfW (German Development Bank), and other donors; as well as the sponsors of our various programmes, for their contribution to our success as a sector.

The NSRP guides us towards transforming and growing the sport and recreation sector. This, we cannot do alone as a Department; we need the cooperation of all in the sector to be able to serve our people better. We have a duty to better their lives; and for that, government allocates us funds. We cannot afford to fail.



MR ALEC MOEMI
ACCOUNTING OFFICER
SPORT AND RECREATION SOUTH AFRICA
DATE: 30 JULY 2015



BOXING FAST FACTS



Amateur Boxing Association of England voted in favor of lifting the 116-year ban against women boxing in November 1996. Not everyone is in agreement with allowing girls as young as ten to spar in gyms and to take part in competition.

Peter "Terror" Mathebula

FLYWEIGHT CHAMPION

BORN: 08 APRIL 1955
 MOHLAKENG, SOUTH AFRICA
 TOTAL FIGHTS: 45
 WINS: 36
 WINS BY KO: 17
 LOSSES: 9
 DRAWS: 0
 NO CONTESTS: 0





6. STATEMENT OF RESPONSIBILITY AND CONFIRMATION OF

ACCURACY

FOR THE ANNUAL REPORT

To the best of my knowledge and belief, I confirm the following:

All information and amounts disclosed throughout the annual report are consistent.

The annual report is complete, accurate and is free from any omissions.

The Annual Report has been prepared in accordance with the guidelines on the annual report as issued by National Treasury.

The Annual Financial Statements (Part E) have been prepared in accordance with the modified cash standard and the relevant frameworks and guidelines issued by the National Treasury.

The Accounting Officer is responsible for the preparation of the annual financial statements and for the judgements made in this information.

The Accounting Officer is responsible for establishing, and implementing a system of internal control that has been designed to provide reasonable assurance as to the integrity and reliability of the performance information, the human resources information and the annual financial statements.

The external auditors are engaged to express an independent opinion on the annual financial statements.

In my opinion, the annual report fairly reflects the operations, the performance information, the human resources information and the financial affairs of the Department for the financial year ended 31 March 2015.

Yours faithfully

MR ALEC MOEMI

DIRECTOR GENERAL
SPORT AND RECREATION SOUTH AFRICA
DATE: 30 JULY 2015

7. STRATEGIC OVERVIEW

7.1 Vision

The vision of Sport and Recreation South Africa is **'An active and winning nation'**.

7.2 Mission

The mission of SRSA is to transform the delivery of sport and recreation by ensuring equitable access, development and excellence at all levels of participation and to harness the socio-economic contributions that can create a better life for all South Africans.

7.3 Values

SRSA's values comprise:

- a. **Accountability:** Taking responsibility for actions and decisions.
- b. **Batho Pele:** Putting people first.
- c. **Dedication:** Going beyond the call of duty and committing to service excellence.
- d. **Innovation:** Finding creative solutions.
- e. **Integrity:** Doing the right things even when not watched.
- f. **Transparency:** Being open to scrutiny.
- g. **Teamwork:** Demonstrating inclusivity in delivery.

8. LEGISLATIVE AND OTHER MANDATES

8.1 Acts and Regulations

The Constitution of the Republic of South Africa, 1996 (Act 108 of 1996 as amended), affirms the democratic values of human dignity, equality and freedom. In line with these constitutional imperatives –

- Sport and Recreation South Africa ("SRSA") has been assigned the powers and functions as the custodian of sport and recreation nationally to develop and implement national policies and programmes regarding sport and recreation in the country.
- Provincial Sport is the exclusive competency of Provincial Departments responsible for sport and recreation in terms of Schedule 5 of the Constitution of the Republic.

SRSA came into existence as contemplated in chapter 5 of the Constitution Act read with the provisions of schedule 1 of the Public Service Act,

1994 (Act No. 103 of 1994 as amended), but is regarded as a segment of the National Executive and its existence is as such governed by the provisions of the said Constitution Act.

In terms of the **National Sport and Recreation Act, 1998** (Act No 110 of 1998 as amended), the Minister of Sport and Recreation has the legislative powers to oversee the development and management of sport and recreation in South Africa. The main responsibility of SRSA is to develop national policies and guidelines for sport and recreation in the country. The key implementers are the Provinces and Municipalities as well as the South African Sports Confederation and Olympic Committee ("SASCOC"), National Federations and other agencies.

The two public entities namely, Boxing South Africa, that was established in terms of the **South African Boxing Act, 2001** (Act No. 11 of 2001), and the South African Institute for Drug-Free Sport, that was established in terms of the **South African Institute for Drug-Free Sport Act, 1997** (Act No. 14 of 1997 as amended), are controlled and administered in terms of their respective legislation, subject to them reporting to SRSA on the fulfillment of their responsibilities in terms of the relevant legislation.

Although there are many pieces of legislation that influence the operations of SRSA, key among them are:

- The **Public Finance Management Act, 1999 as amended by Act No. 29 of 1999** guides all financial activities of SRSA. It promotes the objective of good financial management in order to maximise service delivery through the effective and efficient use of the limited resources.
- The **Public Service Act, 1994 as amended by Act 30 of 2007**, regulates the conduct of business in the public service. It provides for the organisation and administration of the public service of the Republic, the regulation of the conditions of employment, terms of office, discipline, retirement and discharge of members of the public service, and matters connected therewith.
- The **Division of Revenue Act** provides for the equitable division of revenue raised nationally among the national, provincial and local spheres of government for each financial year and the responsibilities of all three spheres pursuant to such division; and to provide for matters connected therewith. SRSA coordinates financial allocations to provincial Departments responsible for sport through the Mass Participation & Sport Development Grant.

- The Occupational Health and Safety Act, 1993 (Act No. 85 of 1993)** provides for the health and safety of persons at work and for the health and safety of persons in connection with the use of plant and machinery; the protection of persons other than persons at work against hazards to health and safety arising out of or in connection with the activities of persons at work; to establish an advisory council for occupational health and safety; and to provide for matters connected therewith.

Current Acts of SRSA:

The sports specific Acts and Regulations listed chronologically below outline the key legislative responsibilities placed specifically on SRSA:

ACT	NARRATIVE
South African Institute for Drug-free Sport Act, 1997 (Act No. 14 of 1997 as amended)	<p>To promote the participation in sport free from the use of prohibited substances or methods intended to artificially enhance performance, thereby rendering impermissible doping practices which are contrary to the principles of fair play and medical ethics, in the interest of the health and well-being of sports persons; and to provide for matters connected therewith.</p> <p>Key responsibility placed on SRSA as a result of this Act: To ensure that sport in South Africa is practiced free from the use of prohibited substances or methods intended to artificially enhance performance.</p>
National Sport and Recreation Act, 1998 (Act No. 110 of 1998 as amended)	<p>To provide for the promotion and development of sport and recreation and the co-ordination of the relationships between SRSA and the Sports Confederation, National Federations (NFs) and other agencies; to provide for measures aimed at correcting imbalances in sport and recreation; to provide for dispute resolution mechanisms in sport and recreation; to empower the Minister to make regulations; and to provide for matters connected therewith.</p> <p>Key responsibility placed on SRSA as a result of this Act: To ensure that sport and recreation from a national perspective are administered and governed in the best interests of all participants and stakeholders in sport and recreation in South Africa.</p>
South African Boxing Act, 2001 (Act No. 11 of 2001)	<p>To provide for a new structure for professional boxing in the Republic; to ensure the effective and efficient administration of professional boxing in the Republic; to recognise amateur boxing; to create synergy between professional and amateur boxing; to establish a Boxing Commission known as Boxing South Africa (BSA); to promote interaction between associations of boxers, managers, promoters, trainers and officials and BSA; and to provide for matters connected therewith. This Act will be repealed following the promulgation of the South African Combat Sport Bill.</p> <p>Key responsibility placed on SRSA as a result of this Act: To ensure that the safety of boxers and the relationships between boxers, managers, promoters, trainers and officials and BSA are effectively and efficiently administered and governed in the best interests of boxing and its stakeholders as a whole.</p>
Safety at Sports and Recreational Events Act, 2010 (Act No. 2 of 2010)	<p>To provide for measures to safeguard the physical well-being and safety of persons and property at sport, recreational, religious, cultural, exhibitional, organisational or similar events held at stadiums, venues or along a route to provide for the accountability of event role-players, to provide for certain prohibitions, to provide for the risk categorisation of events, to provide for the establishment of measures to deal with the safety and security at events, to provide for the accreditation of role players at events, to provide for event ticketing, to provide for the control of access of spectators and vehicles at events, to provide for the issuing of safety certificates for planned or existing stadiums or venues, to provide for the contents of safety certificates and amendment to safety certificates, to provide for the appointment of inspectors and their powers of entry and inspection, to provide for the deployment of security services, to provide for spectator exclusion notices, to provide for prohibition notices, to provide for the establishment of an Appeal Board and for appeals, to provide for public liability insurance for events, to provide for payment of fees, to provide for offences and penalties, and to provide for matters connected herewith.</p> <p>Key responsibility placed on SRSA as a result of this Act: To ensure that the safety and security of all spectators and sports participants at events at stadiums or other venues in South Africa are adequately nurtured, protected, administered and governed.</p>

Regulations

REGULATION	NARRATIVE
Recognition of Sport and Recreation Bodies Regulations, 2010	These regulations cover the criteria for recognition of sport and recreation bodies; application for recognition; the appeals process, and the duties of recognized sport and recreation bodies and other aspects related to the recognition of sports bodies.
Bidding and Hosting of International Sport and Recreational Events Regulations, 2010	These regulations provide for the submission of applications by event organisers subject to complying with certain procedures in order to obtain authorization for the bidding and hosting of their events from the Minister.

BOXING FAST FACT

The official name for boxing is Pugilism. You can see why the powers that be decided to go with a different name. It's fair to say that Pugilism isn't very marketable.

8.2 International mandates

In terms of **international relations** the agreements and programmes of action continue to be informed by the International Relations Strategy that was drafted in 2013. SRSA will continue to build and strengthen international bilateral relationships to support sport and recreation development in South Africa by executing exchange programmes with international partners. Bilateral exchanges with the following countries are envisaged for 2015/16: Jamaica, Australia and Bulgaria. Outstanding bilateral engagements will be reconsidered and revived when appropriate in line with the new approach adopted.

SRSA will continue to render support to the South African students in Cuba, who are still completing their physical education and sports degrees. South Africa will also continue to strengthen bilateral sports ties with countries on the African continent that are emerging from conflict to enable their sports sector to be self-sustainable.

South Africa is playing a leading role in projects of global importance as reflected in the international agreements with UNESCO, the UN Sport for Development and Peace International Working Group; IADA and WADA amongst others.

South Africa will continue to also play a very active role in the African Union Sports Council Sport Development Region Five. South Africa will remain the Secretary-General of the Executive Committee during 2015/16. South Africa is also represented

on the Sports Development Committee, the Women and Sport Committee and the Committee on Sport for the Disabled of the African Union Sports Council Sport Development Region Five.

In addition, South Africa is represented on the Association of National Olympic Committees of Africa and on the Confederation of Southern African National Olympic Committees. The Commonwealth Advisory Body on Sport and other Commonwealth initiatives will also be supported. Furthermore, strategic partnerships with IBSA and BRICS countries will be strengthened through participation in joint projects.

South Africa chairs the **Thematic Working Group on Sport for Development and Peace International Working Group (SDP IWG) and the Executive Board of the SDP IWG** as elected at a meeting held at the UN Office in Geneva on 11 May 2011 and on 2 to 3 October 2012, respectively. Russia was appointed as the Vice-Chair of this Thematic Group. The SDP IWG focuses on developing and assisting governments in implementing the policy and programme recommendations outlined in the report *“Harnessing the Power of Sport for Development and Peace: Recommendations to Governments”* published in 2008.

South Africa is also a member of the Institute of National Anti-Doping Organisations (iNADO), which is the international group for national anti-doping organisations (NADOs) and for Regional Anti-Doping Organisations (RADOs).

SA Boxing in History



Jacob Matlala

Jacob “Baby Jake” Matlala was a South African boxer and junior flyweight champion from Meadowlands, Johannesburg. In 2004, Matlala was voted #72 in the “100 Greatest South Africans” poll organised by SABC.

Born: August 1, 1962, Meadowlands, Gauteng, South Africa

Died: December 7, 2013, Johannesburg, South Africa

Height: 4' 10"

Education: BComm Degree, University of South Africa

Total fights: 68

Martial art: Boxing

BOXING FACT

Jacob “Baby Jake” Matlala is the only South African boxer to have won four titles in three different divisions: he won the WBO flyweight title in May 1993, the WBO light flyweight title in November 1995, as well as the junior flyweight titles under the International Boxing Association in July 1997 and the World Boxing Union in February 2001.

9. ORGANISATIONAL STRUCTURE



10. ENTITIES REPORTING TO THE MINISTER

The table below indicates the entities that report to the Minister.

NAME OF ENTITY	LEGISLATIVE MANDATE	FINANCIAL RELATIONSHIP	NATURE OF OPERATIONS
Boxing South Africa (BSA)	Legislated through the South African Boxing Act, 2001 (Act No 11 of 2001), Boxing SA is mandated to: Administer professional boxing, recognise amateur boxing, create synergy between professional and amateur boxing, and promote interaction between associations of boxers, managers, promoters and trainers.	The Department receives the voted funds of BSA. The funds are thereafter transferred to BSA. SRSA also support BSA with Internal Audit functions and other human resource needs when necessary.	Its intention is to: <ul style="list-style-type: none"> • Ensure effective and efficient administration of professional boxing in South Africa. • Regulate, control and exercise general supervision over professional boxing tournaments in South Africa. • Protect and regulate the interests and organisational rights of boxers, trainers, managers, promoters, officials and other stakeholders involved in professional boxing. • Promote and market boxing in South Africa. • Provide for the participation and involvement of women in boxing. • Consider applications for licenses from all stakeholders in professional boxing. • Sanction fights; implements the relevant regulations; and it trains boxers, promoters, ring officials, managers and trainers.
South African Institute for Drug-Free Sport (SAIDS)	Legislated through the South African Institute for Drug-Free Sport Act, 1997 (Act No 14 of 1997), SAIDS is mandated to: Promote participation in sport without the use of prohibited performance-enhancing substances and methods, and educate sportspeople on fair play and the harmful effects of doping. All South African sports organisations and National Federations are obliged to recognise SAIDS' authority and to comply with its directives following South Africa's endorsement of the World Anti-Doping Code and the UNESCO convention on anti-doping.	Similarly the Department receives the voted funds of SAIDS. The funds are thereafter transferred to this entity.	Its aim is to promote participation in sport without the use of prohibited performance-enhancing substances and methods; to counteract doping in sport; to ensure fair play and ethics in sport; to protect the health/well-being of sports persons and to educate sports people about the harmful effects of doping. It also aims to conduct and enforce a national anti-doping programme. It also provides centralized doping control programme and keep the register of Notifiable Events.



ROUND

2



BOXING FAST FACT

The old tale goes that Ali's hero, Sugar Ray Robinson, refused to sign an autograph for him when he was young. Never wanting to make anyone succumb to the feeling Robinson bestowed upon him, The Greatest (Muhammad Ali) made sure to sign every single autograph and pose for every single picture he was asked for. Something he famously kept up right the way through his career. Even at the height of his mainstream fame.

SRSA 2014 - 2015

PERFORMANCE INFORMATION

1.	Auditor-General’s Report: Predetermined Objectives	28
2.	Overview Of Departmental Performance	29
2.1	Service Delivery Environment	29
2.2	Service Delivery Improvement Plan	30
2.3	Organisational Environment	33
2.4	Key Policy Developments & Legislative Changes	33
3.	Strategic Outcome Oriented Goals	35
4.	Performance Information By Programme	38
	4.1 Programme 1: Administration	38
	4.2 Programme 2: Active Nation	42
	4.3 Programme 3: Winning Nation	46
	4.4 Programme 4: Sport Support	50
	4.5 Programme 5: Infrastructure Support	53
5	Transfer Payments	56
	5.1. Transfer Payments To Public Entities	56
6	Conditional Grants	63
	6.1. Conditional Grants & Earmarked Funds Paid	63
	6.2. Conditional Grants & Earmarked Funds Received	63
7	Donor Funds	63
	7.1. Donor Funds Received	63
8	Capital Investment	64



BOXING FAST FACT

Male boxers at the world championships in October and the Rio de Janeiro Olympics in 2016 won't wear protective head guards adopted before the 1984 Los Angeles Games.

Although the move might seem counterintuitive in preventing brain injuries, the chairman of AIBA's medical commission, Charles Butler, cites numerous medical studies that suggest fighting without head guards will decrease concussions.



1. AUDITOR-GENERAL'S

REPORT

PREDETERMINED OBJECTIVES


The Auditor-General South Africa (AGSA) currently performs certain audit procedures on the performance information to provide reasonable assurance in the form of an audit conclusion. The audit conclusion on the performance against predetermined objectives is included in the report to management, with material findings being reported under the Predetermined Objectives heading in the Report on other legal and regulatory requirements section of the auditor's report.

Refer to page 100 - 102 of the Report of the Auditor-General, published as Round 5: Financial Information.

Cassius "Mr Shy Guy" Baloyi

SUPER FEATHERWEIGHT CHAMPION

BOXER OF THE YEAR: 2008
BORN: 05 NOVEMBER 1974
MALAMULELE, SOUTH AFRICA
TOTAL FIGHTS: 46
WINS: 37
WINS BY KO: 19
LOSSES: 8
DRAWS: 1
NO CONTESTS: 0



2. OVERVIEW OF DEPARTMENTAL PERFORMANCE

2.1 Service Delivery Environment

Key services

The second successful **Nelson Mandela Sport and Culture Day** was hosted in partnership with the Department of Arts and Culture, at the Union Buildings in Pretoria, Gauteng Province, on the 22nd of November 2014. The Day is part of the Unite Campaign aimed at entrenching social cohesion and nation-building. The event had participants, who took part in fun run/walk and cycling. More than 2 500 people were recorded as having participated in the fun run/walk and cycling.

As part of reviving identified sport federations, SRSA assisted Netball South Africa (NSA) to establish the **Netball Premier League**. This project is to reposition NSA as a brand, provide netball players with maximum exposure and court time and consequently growth of the sport. To meet the resources required to start the League, sponsorship was secured from the SA Breweries as well as SuperSport. This gave rise to the inaugural competition being called the Brutal Fruit Netball Cup. The competition has since been rebranded to reflect the league format that is used, and renamed, the Brutal Fruit Netball League.

The **school sports programme** as a key element in pursuing the vision of the Department of broadening the base of South African sport, has been a priority since the implementation of NSRP. Within the league programme, schools competed against each other in any of the 16 priority sports codes. Winning schools that progress at local, circuit, district and provincial levels qualified to attend the **Annual South African Schools Championships**. The 3rd successful **School National Championships** was held in Pretoria, Gauteng province from 10 to 15 December 2014. A total of 11 205 people were direct and indirect participants at the championships. Of the total number, 10 915 had a direct impact on the championships, with 8 307 of them been learners.

In an effort to intensify the **Minister's School Sport Bursary Fund**, 18 learners with talent were identified by the codes at the 2014 championships, to benefit from this school sport bursary. The successful athletes were each awarded a bursary worth R100 000 per annum in partnership with the National Lotteries Distribution Board. The bursary programme started in 2012 and all bursary recipients are provided with support until they complete Grade 12. As at the end of 2014/2015 financial year, there were 54 bursary holders in the system, with one having exited the system because of personal reasons and the other having

been withdrawn because of identified irregularities pertaining to beneficiary qualification requirements.

Through the 15 sport and recreation promotion campaigns and events implemented, the Department was able to reach 31 383 participants during the year under review. The participants were reached as follows: National Indigenous Games (1 531), Big Walk (9 789), National Youth Camp (2 597), Golden Games (1 043), Nelson Mandela Sport and Culture Day (2 681), Andrew Mlangeni Golf Development Day (189), Move for Health Day (288), National School Sport Championships (10 915), the 67 Minutes of Mandela in Cullinan (140), as well as the Ministerial Outreaches in: Gugulethu (113); New Eersterus (591); DeDoorns (97); Phillippi (428); Manenberg (577); and Paarl (404).

A total of 64 sport and recreation bodies against a target of 60 received financial and non financial support. This over-achievement is contributable to the cooperation received from the sport and recreation bodies in complying with the financial and non-financial framework of the Department; thus enabling more bodies to benefit.

Through Vote 20 Mass Participation Conditional Grant, 3 849 educators were trained throughout the provinces to benefit the school sport programme. A total of 1 580 schools received equipment and attire, while 3 310 school sport coordinators were employed. Through the sport and recreation hubs, provinces were able to attract 1 255 296 active participants. A total of 2 642 people, who are involved in community sport and hubs, were trained; while 887 hubs received equipment and attire from the provincial departments. Through the Grant, 381 permanent employment opportunities were created with 6% of the total allocation for each province. During the financial year under review, Scientific Support was included in the Grant as one of the outputs to be supported. This addition led to 3 746 athletes been supported and a total of 96 individuals trained, through the academy system. A total of 71 sport academies were supported through the Grant throughout the provinces.

Implementation of Bilateral exchange programmes

Jamaica: An agreement on Sports matters between the Government of the Republic of Jamaica and the Government of the Republic of South Africa was signed on the sidelines of the Commonwealth Ministers Meeting in Glasgow, Scotland, on 21 July 2014. Minister Fikile Mbalula and Minister Natalie Headley signed the agreement. The agreement covers amongst other things the following:

- Mutual exchange, and visits of high-level sport officials, to each other's country
- Mutual participation in international festivals and championships, to be held in the respective countries
- Participation in sports science seminars arranged in their respective countries
- Co-operation between the respective sport federations and bodies, including support and assistance programme for the physically and intellectually challenged, women, athletes, and other such groups
- Co-operation in the field of anti-doping
- Visits of experts in the field of physical education.

Challenges for the Department

Despite additional responsibilities assigned to the Department, such as: creation of an enabling environment for all South Africans to participate in sport and recreation; and to promote and develop the sports economy and industry in all its facets, the Department went through the financial year without adequate funding. Added to the aforesaid responsibilities, is an oversight, monitoring and evaluation role within the sport and recreation sector, towards a coordinated, integrated and aligned approach intended to achieve the objectives of the NSRP. The National Treasury's indication that during the Medium Term Budget processes, no department should submit a request for additional funding, notwithstanding, the Department is hopeful that in the near future, sport and recreation will find a spot among the other important funding pressures that are high on government priorities.

Despite departmental efforts in utilising multi-skill task teams to implement its key projects, the

structure of SRSA remains inadequate to enable the Department to holistically implement the NSRP as proposed by the sports sector and approved by Cabinet. The proposed organisational structure is not yet approved by the Department of Public Service and Administration. The two Departments are still engaging each other on the matter.

The capacity to effectively monitor the implementation of the **Mass Participation and Sport Development Conditional Grant** is still a challenge. However, the terms of the Grant were once again updated to ensure integration of provincial programmes and those of SRSA. Monitoring the Grant in the provinces still needs strengthening; not only at SRSA but in provinces as well. It is critical that the provinces and the districts they serve, have the same understanding of what the terms of the Grant are, and how implementation will be monitored, thus reporting appropriately. There is also a dire need for joint planning and information sharing between districts and provincial offices. This, to ensure that there is the same understanding and appreciation of the expectations placed on them by not only the terms of the Grant on them, but also, and most importantly, by the general public.

Governance challenges relating to **Boxing South Africa** (BSA), and attributable to lack of leadership because of the suspension and lengthy disciplinary case of the former CEO, are well documented. To this effect, efforts are being made to turn the entity around for the better.

2.2 Service Delivery Improvement Plan

The Department has completed a service delivery improvement plan. The tables below highlight the service delivery plan and the achievements to date.

2.2.1 Main services and standards

MAIN SERVICES	BENEFICIARIES	CURRENT/ACTUAL STANDARD OF SERVICE	DESIRED STANDARD OF SERVICE	ACTUAL ACHIEVEMENT
Funding of sport & recreation bodies	Sport & recreation bodies, (recognised NF's, 2 entities, 1 confederation and 3 NGO's).	Fund 68 sport & recreation bodies (2 recognised NF's, 2 entities, 1 confederation and 3 NGO's) by 31 March 2014.	Fund 60 sport & recreation bodies by 31 March 2015.	64 sport & recreation bodies were supported financially. Improved compliance to the financial and non-financial framework enabled the Department to fund more sport and recreation bodies.

BOXING FAST FACT

Women's boxing continues to gain popularity. In fact, Muhammad Ali's daughter Laila became a prize fighter, as did Joe Frazier's daughter Jacqueline. And like their fathers, the two women have become rivals and seem to enjoy verbally sparring with each other even when they're not in the ring. On June 8, 2001, Ali scored an eight-round decision over Frazier in front of 6,500 fans.



2.2.2 Batho Pele arrangements with beneficiaries:

CURRENT STANDARD	DESIRED STANDARD	ACTUAL ACHIEVEMENTS
CONSULTATION		
One-on-one meetings with beneficiaries.	One-on-one meetings with beneficiaries.	The meetings are ongoing.
Meet with the beneficiaries on request.	Annual meeting with 'foot soldiers' of the sport & recreation bodies.	Standard maintained.
	Attend 60% of AGMs of the 60 beneficiaries by March 2015.	Attended those to which SRSA was invited.
Go to the beneficiaries to collect the documentation when required.	Go to the beneficiaries to collect the documentation when required.	Compliance improved tremendously, leading to achievement been exceeded.
Follow-up once a week with beneficiaries on outstanding documentation / issues.	Follow-up once a week with beneficiaries on outstanding documentation / issues	Compliance improved tremendously, leading to achievement been exceeded.
Client can consult us at SRSA, 66 Regent Place c/o Madiba and Queen Street.	Clients can consult us at SRSA, 66 Regent Place c/o Madiba and Queen Street.	Some documents were collected where needed.
Sport and recreation bodies provided with contact details of SRSA coordinators for easy consultation.	Sport and recreation bodies provided with contact details of SRSA coordinators for easy consultation.	The contact details of co-ordinators were updated and sent to sport and recreation bodies concerned.
DG meets with CEOs and General managers of National federations to indicate how the Funding Framework will be working.	DG meets with CEOs and General managers of National federations to discuss matters of common interest.	The DG has met with CEOs/Presidents/ managers of priority codes on a one-on-one basis as and when necessary.
Coordinators within sport support are available to support sport and recreation bodies and engage regularly.	Coordinators within sport support are available to support sport and recreation bodies and engage regularly.	Standard maintained.
ACCESS		
DG meets with CEO s and General managers of National federations and other sport and recreation bodies to indicate how the Funding Framework will be working.	DG improves SRSA accessibility to services by meeting with CEO s and General managers of National federations to discuss matters of common interest.	Standard maintained.
Each beneficiary provided with contact details of their responsible SRSA coordinator if there are changes.	Each beneficiary provided with contact details of their responsible SRSA coordinator if there are changes.	Standard maintained.
COURTESY		
70% of enquiries responded to by SRSA within 7 working days.	100% of enquiries responded to by SRSA within 7 working days.	Response time has improved from the set standard.
To keep accurate records to serve as proof in case of any query.	To keep accurate records to serve as proof in case of any query and to inform the enquirer about the progress of the enquiry.	Standard maintained.
Clients contact supervisors of any Coordinator who may have treated them improperly.	Clients contact supervisors of any Coordinator who may have treated them improperly.	Standard maintained.
Contact details are shared with sport & recreation bodies and they are also placed on the SRSA website.	Contact details are shared with sport & recreation bodies and they are also placed on the SRSA website.	Standard maintained.
Client questionnaire sent out to beneficiaries to determine SRSA level of service delivery and how it can be improved - Once a year.	Client questionnaire sent out to beneficiaries to determine SRSA level of service delivery and how it can be improved - Once a year.	The needs analysis informed the consideration of appointment of Auditors for sport and recreation bodies, instead of them appointing on their own, at times at exorbitant costs.
OPENNESS & TRANSPARENCY.		
Guide for Funding of sport and recreation bodies reviewed.	Guide for Funding of sport and recreation bodies reviewed.	The review of the financial and non-financial framework is checked regularly to see if it does not prevent good governance and development by sport and recreation bodies.

CURRENT STANDARD	DESIRED STANDARD	ACTUAL ACHIEVEMENTS
Annual Performance Plan covers an indicator/s on funding of sport & recreation bodies	Annual Performance Plan covers an indicator/s on funding of sport & recreation bodies.	Standard is maintained
Allocation to sport & recreation bodies discussed at the quarterly performance review meetings and progress appear in the resultant report.	Allocation to sport & recreation bodies discussed at the quarterly performance review meetings and progress appear in the resultant report.	Standard maintained.
Funds Allocation letters sent to sport & recreation bodies.	Annual allocations sent to beneficiaries in April 2015.	Allocation letters were sent to sport and recreation bodies in May 2014.
Allocations to beneficiaries reported on, in the 2012/2013 Annual Report.	Allocations to beneficiaries reported on, in the 2014/2015 Annual Report.	Allocations were reported in, the 2013/2014 Annual Report issued in 2014. The 2014/2015 allocations appears in the 2014/2015 Annual Report.
Allocations to beneficiaries reported on, in the 2012/2013 Annual Report. Put approved funding framework on website.	Put FNSF on Website. Circulate the updated Funding Framework to sport bodies along with allocation letters and other supporting templates.	The framework was circulated to sport and recreation bodies along with allocation letters and other supporting templates.

2.2.3 Service delivery information tool

CURRENT STANDARD	DESIRED STANDARD	ACTUAL ACHIEVEMENTS
INFORMATION		
Communicate with the beneficiaries through e-mail, telephone, letters, meetings and during project monitoring and event attendance.	Communicate with the beneficiaries through e-mail, telephone, letters, meetings and during project monitoring and event attendance.	Standard is maintained.
	FNSF and allocation to beneficiaries updated on website annually. www.srsa.gov.za	Standard not maintained: Allocations could only be placed after the audited financial statements were received. Their shelf life is however limited because once the new financial year starts, they have to be removed to prevent confusion. The allocations are included in the Annual Report of the Department.
	Questionnaire sent out once a year and suggestions taken to improve the service.	The need that was raised with regards to the appointment of auditors for the sport and recreation bodies is a result of analysing the needs covered on the questionnaires.

2.2.4 Complaints mechanism

CURRENT STANDARD	DESIRED STANDARD	ACTUAL ACHIEVEMENTS
REDRESS		
Meetings with NFs used as a platform to also address complaints.	Questionnaire sent out once a year. Suggestions taken to improve the service.	Further surveys will be conducted per need. The Department is working on implementing the findings from the previous survey. Sport & Recreation bodies have contact details of the Director: Sport Support. Where there was a need to escalate an issue, the Director was engaged.
VALUE FOR MONEY		
Provide services within allocated budget.	Provide services within allocated budget.	Standard maintained.
Engage federations to include sustainable projects in their plans.	Prioritise funding of sustainable projects.	When the sport and recreation bodies submitted their business plans, sustainable projects were prioritised.
Engage labour unions towards finalisation of the overtime policy in order to do away with the 'no work during weekends' stance. (Most sport events take place on weekends).	Overtime policy implemented.	Policy approved.
Assess impact/outcome of funding provided. / the quality of services provided and the results thereof.	Standard maintained. Assess impact/outcome of funding provided. / the quality of services provided and the results thereof.	Sport and recreation bodies were visited as part of monitoring and those not visited, are part of the 2015/16 plan.

2.3 Organisational environment

The period under review is the year in which programme names were changed in line with the NSRP. Following the lifting of a moratorium to fill posts in the Department, filling of vacant posts was prioritised during the period under review. This resulted in the filling of 32 positions. As at 1 April 2015, 163 of the 208 approved posts were filled, leaving 45 posts vacant. The recruitment process in this regard has already started, with interviews already conducted, for some of the vacant 45 posts. It must however be noted that recruitment is an ongoing process. The reality is that whilst filling positions, a number of staff members exit the organisation. Also, whenever a post is filled with an internal candidate, the post that was occupied by the promoted internal candidate, becomes vacant.

Due to the lack of capacity in some of the areas, task team approach continued during the period under review.

2.4 Key policy developments and legislative changes

2.4.1 Policies

Sport and recreation activities mainly take place outside office hours. Also, because of the many projects that SRSA is involved in, it became necessary to develop a Flexible Work Practice Policy and the Overtime Compensation Policy. These internal policies are meant to infuse some element of flexibility in the way relevant staff members

conduct their official business and also to, where necessary, acknowledge and reimburse staff for time worked outside office hours.

The first draft of the Sports Tourism Strategy was completed and management teams of both the Department of Tourism and SRSA, will be engaged in the 2015/16 financial year for input towards final completion. The strategy will assist us and our sport and recreation bodies, to understand what kind of events the country has an appetite for, rather than taking everything on offer to the detriment of the country's resources and people.

The NSRP provides a tool for all South Africans to unite and strive towards common goals and offers a medium to recognise our common humanity in meaningful ways. The NSRP is the implementation plan of the policy framework for sport and recreation as captured in the revised White Paper. In other words the White Paper determines the "what" and the NSRP the "how".

It is also important to note that the key areas regarding sport and recreation as reflected in the National Development Plan are covered in the NSRP. The National Development Plan recognizes that sport plays an important role in promoting wellness and social cohesion, and treats sport as a cross-cutting issue, with related proposals in the chapters on education, health and nation building. Following a thorough scan of the National Development Plan, its proposals were incorporated into the existing activities of SRSA, particularly those that do not require additional financial commitments.

2.4.2 Legislation

ACT	NARRATIVE
Draft National Sport and Recreation Amendment Bill, 2017	<p>Following the approval of the National Sport and Recreation Plan (NSRP), amendments to this Act needed to be considered to extend the powers of the Minister, particularly regarding the speedy resolution of disputes. The draft National Sport and Recreation Amendment Bill, 2017 encompasses amendments to the Act which include the following, amongst others:</p> <p>To amend, insert and delete certain definitions; to provide for policy framework with regard to the promotion and development of sport and recreation; to provide for the establishment of commissions; to allow for the development of sport and the intervention of Sport and Recreation South Africa in sport matters at school level; to develop policy framework for talent identification and development programme; to establish a Sport Arbitration Tribunal to resolve disputes in sport or recreation bodies; to provide for offences and penalties; and to provide for matters connected therewith.</p> <p>Status: The Amendment Bill was published for public consultation with a closing date of June 2015. It is estimated that the said Bill will be approved by Cabinet in 2016 and promulgated in 2017.</p>
Draft South African Institute for Drug-free Sport Amendment Bill, 2017	<p>The amendment of this legislation is meant: To insert new definitions; to provide for an inquiry with regard to the removal of a member of Institute from office and for the resignation of a member; to make provisions for a resolution of the National Assembly calling for the removal of a member of Institute or for the dissolution of the Institute; to provide for the appointment of interim members of the Institute; to provide for the consent in random testing of learners in schools that participate in sport; and to provide for matters connected therewith.</p>

ACT	NARRATIVE
	<p>Status: The Amendment Bill was published for public consultation with a closing date of June 2015. It is envisaged that the said Bill will be approved by Cabinet in 2016 and promulgated in 2017.</p>
Draft South African Combat Sport Bill, 2017*	<p>To provide for the administration, governance and regulation of combat sport in the Republic; to establish a Combat Sport Regulatory Authority to oversee combat sport; to make provision for the establishment and constitution of a Council and the appointment of its councilors to implement the oversight function of the Authority; to provide for the establishment of Committees to assist the Council; to make provision for appeals against decisions in combat sport; to provide for the appointment of inspectors and their powers to monitor combat sport and investigate complaints; and to provide for matters connected therewith.</p> <p>Key responsibility placed on SRSA as a result of this Bill: To ensure that the safety of all participants in combat sport and the relationships between combat sports participants, managers, promoters, trainers and officials and the Combat Sport Regularity Authority are effectively and efficiently administered and governed in the best interests of combat sport and its stakeholders as a whole.</p> <p>Following the promulgation of the South African Combat Sport Bill the South African Boxing Act will be repealed. The establishment of a public entity to deal specifically with combat sport will be explored.</p> <p>Status: The Bill has been published for public consultation and it is estimated that it will be approved by Cabinet in 2016 and promulgated early in 2017.</p>
Draft Fitness Industry Bill, 2017*	<p>To provide for the registration of fitness professionals; to provide for the Registers of fitness professionals; to make provision for the qualifications required for registration as fitness professionals; to provide for the recognition of foreign qualifications of fitness professionals; to provide for the period of registration, registration fees and the refusal of registration; to make provision for the employment of fitness professionals; to provide for disciplinary action against fitness professionals and owners or managers of fitness establishments; to provide for the accreditation of a fitness establishment and the refusal of such accreditation; to provide for the grades of fitness establishments and a database of accredited fitness establishments; to make provision for a period of accreditation, extraordinary audit and de-accreditation of and other sanctions against fitness establishments; to provide for a cessation of accreditation and accreditation fees, dispute resolution and appeals; to make allowances for transitional provisions; and to provide for matters connected thereto.</p> <p>Key responsibility placed on SRSA as a result of this Bill: To ensure that the fitness industry and the relationships between fitness practitioners, fitness establishments and the Fitness Industry Regulatory Authority are effectively and efficiently administered and governed in the best interests of the fitness industry and its stakeholders as a whole.</p> <p>Status: The Bill was published for public consultation and it is envisaged that it will be approved by Cabinet in 2016 and promulgated in 2017.</p>

* New legislation.

2.4.3 Regulations

REGULATION	NARRATIVE
Bidding and Hosting of International Sport and Recreational Events Regulations, 2010	<p>These regulations provide for the submission of applications by event organisers subject to complying with certain procedures in order to obtain authorization for the bidding for and hosting of their events from the Minister.</p> <p>Status: The draft amendment regulations have been finalised and will be presented to the Department's management committee for consideration. It is estimated that the amendment of the mentioned Regulations will be promulgated in 2016.</p>
Recognition of Sport and Recreation Bodies Regulations, 2011	<p>These regulations cover the criteria for recognition of sport and recreation bodies; application for recognition; the appeals process, and the duties of recognized sport and recreation bodies and other aspects related to the recognition of sports bodies.</p> <p>Status: The draft amendment regulations have been finalised and will be presented to the Department's management committee for consideration. It is estimated that the amendment of the mentioned Regulations will be promulgated in 2016.</p>
Funding of Sport or Recreational Bodies Regulations, 2016	<p>The Regulations have been drafted and it is envisaged that they will be promulgated in 2016.</p>
Safety at Sport and Recreational Events ("SASREA") Regulations, 2015	<p>The Regulations have been drafted, consulted, certified and are in the process of being approved by the Minister in principle where after it is envisaged to be promulgated before the end of 2015.</p>

2.4.4 Summary of departmental receipts

The Department does not generate revenue; however minor revenue was collected for private telephone; calls made and for staff parking.

3. STRATEGIC OUTCOME ORIENTED GOALS

3.1 Strategic goal 1: Citizens access sport and recreation activities.

Goal statement: Citizens access sport and recreation activities such that there is an annual increase of 5% in sport and recreation participation in selected activities by 2019.

Indicators for strategic goal 1: Percentage of the population actively participating in sport and recreation.

During the year under review, 2014/2015 the number of participants reached (excluding participants in school sport activities and other activities funded through the conditional grant) was 20 468. This means that between 2012/2013 and 2014/2015, 54 154 people were given access to participate in sport and recreation through projects funded using SRSA voted funds.

3.2 Strategic goal 2: Sport and recreation sector adequately transformed

Goal statement: 80% of recognised National Federations (NFs) meeting transformation targets by 2019.

Indicators for strategic goal 2: Percentage of recognised national federations meeting transformation targets.

Following the 2014 transformation assessment in selected national federations, a transformation baseline for the said federations was established. Although as at the end of 2014/2015 financial year the allocations to federations was not solely based on federations meeting their transformation targets, the financial and non-financial framework does require federations to provide information on transformation. Once the MoUs have been signed with the federations relating to their specific transformation targets, their funding will be mainly influenced by their meeting such targets. In the meantime, 2012/2013 financial year saw 68 sport and recreation bodies supported financially by the Department, with the same number (68) also supported in 2013/2014. During the 2014/2015 financial year, 64 sport and recreation bodies were supported.

3.3 Strategic goal 3: Athletes achieve international success

Athletes and teams achieve success at international events as a result of them being supported by high-performance interventions. Success is qualified as an improvement in South Africa's performance at

selected multi-coded events; or an improvement and/or maintenance of world rankings in selected sports codes.

Indicators for strategic goal 3: Percentage improvement in the number of athletes achieving national performance standards.

Over the past 4 financial years (since 2011/2012), scientific support was provided to 1 461 athletes and 77 coaches. The majority of the 47 athletes who were in the system since 2011/2012 were supported for the last time in 2014/2015 financial year. The programme has in part been replaced with Ministerial Bursary, which has 54 learners placed in Sport Focus Schools throughout the country.

3.4 Strategic goal 4: Enabling mechanisms to support sport and recreation.

Goal statement: An integrated system of enablers (i.e.: facilities; sports confederations; an academy system; a sports house; a sports information centre; beneficial international relations and supportive sports broadcasting and sponsorships) established and fully operational by 2019.

Indicators for strategic goal 4: Number of enablers that are sustainable for a minimum of 5 years.

SRSA has implemented various enablers to assist it in achieving its strategic goals. Some of these enablers are the following:

Facilities: in 2014/2015 a total of 25 facilities such as multipurpose centres and sports fields were developed. Negotiations with National Treasury regarding the allocation of the 15% of the Municipal Infrastructure Grant that is earmarked for sport and recreation facilities, to the budget of SRSA, is in progress.

Academy System: A total of 4.5% of the Conditional Grant was allocated to Sport Academies during the financial year 2014/2015. Through funding from the Grant, 3 746 athletes were supported and 96 individuals trained, within the academy system. The Grant enabled provinces to support a total of 71 sport academies throughout the country.

3.5 Strategic goal 5: Sport used as a tool to support relevant government and global priorities.

Goal statement: 5% increase by 2019 in the perception of sport being recognised by the South African population as contributing to nation building. Sport used as a tool to contribute to a minimum of four global priorities by 2019.

Indicators for strategic goal 5:**a. Impact of using sport as a tool to support relevant government and global priorities.**

SRSA made valuable inputs in contributing to Government priorities as reflected in Outcome 14. In this regard the Department contributed to “an empowered, fair and inclusive citizenship” through its projects. The specific areas focused on by SRSA were to increase opportunities for participation in sport and recreation, and to facilitate intra-governmental co-operation in mega international events hosted in our country.

Although various institutional challenges were experienced in implementing the Delivery Agreement, SRSA has remained steadfast that sport and recreation has a significant role to play in building social capital and fostering social cohesion.

b. Number of United Nations priorities directly supported by using sport and recreation as a strategic tool.

The developments within the United Nations regarding sport for peace and development confirm that SRSA is on the right track by including specific outputs related to the sport for development and peace initiatives in the updated White Paper, the National Sport and Recreation Plan and the 2014 – 2019 Strategic Plan of the Department.

The Department is playing a leading role in the development and implementation of UN policies related to sport for development and peace. In the updated White Paper of the Department as well as in the National Sport and Recreation Plan the importance of sport as a tool for development and peace is emphasized. SRSA assisted the UN with the development of a Strategic Plan and Action Plan for the Sport for development and Peace International Working Group (SDP IWG). Upon a request of the UN SDP IWG South Africa also developed a framework on the role of sport in addressing gender based violence. During the year under review South Africa served as the Chair of the Thematic Working Group on Sport and Peace as well as the Chair of the Executive Board of the SDP IWG. South Africa’s leadership in these important UN forums can be attributed to our valuable inputs at the UN sessions.

Contributions to Outcome 14: the Department continued as an active participant in the various inter-governmental forums convened to implement the delivery agreement supporting governments’ Outcome 14. During 2014/2015, these included amongst others (1) the Outcome 14 working group; (2) the Outcome 14 data forum and (3) the Governance and Administration Working Session. Progress reports for all four quarters were prepared

and submitted to the Department of Public Monitoring and Evaluation (DPME) as required.

3.6 Strategic goal 6: An efficient and effective organisation

Goal statement: implement internal processes to ensure that SRSA annually receives an unqualified audit report and ensure that SRSA annually receives an unqualified audit report and an MPAT rating of 4 within 5 years.

Indicators for strategic goal 6:**a. Percentage improvement in Management Performance Assessment Tool (MPAT) rating.**

The DPME provided a Management Performance Assessment Tool (MPAT) to assist national departments to assess the quality of management practices. SRSA conducted a self assessment and received a composite score of 2.6 out of a possible 4. Areas for improvement were identified and these will continue to be pursued in 2015/16, in an effort to improve the score and consequently improve on good governance and service delivery.

b. Audited Annual Report.

As was the case with the 2013/2014 Annual Report, the 2014/2015 Report was considered by the Audit Committee and audited by Auditor-General South Africa.

In terms of performance, the Department improved by 15% from 76% achievement of 2013/2014 to 91% of 2014/2015.

c. Employee satisfaction survey.

The employee satisfaction at SRSA can be rated as high considering the absence of complaints both from the employer and employees. The Employee Health and Wellness conducted various empowering sessions throughout the year under review. Just like in 2013/2014, the employees are satisfied about the fewer disciplinary hearings and the good working relations between the employees and the management.

d. Percentage improvement in the Client Satisfaction Survey results assessing the efficiency and effectiveness of SRSA (external).


An external client satisfaction survey assessing the efficiency and effectiveness of SRSA was conducted in 2014. The survey identified important challenges that SRSA has to improve on toward serving its clients and relating to its stakeholders better. This survey will going forward, be conducted in every two years.

Number of people trained.

An average of 137 officials received training each year, since the 2012/2013 financial year. During the year under review, 120 officials were trained. Although most of the staff members attended more than one training course (formal and informal), they were only counted once as per the technical indicator description.

Masibulele “Hawk” Makepula**WBU, IBO & WBC FLYWEIGHT CHAMPION**

LIGHT FLYWEIGHT GOLD MEDALIST: 1995
 BORN: 03 MARCH 1973
 EAST LONDON, SOUTH AFRICA
 TOTAL FIGHTS: 33
 WINS: 28
 WINS BY KO: 18
 LOSSES: 5
 DRAWS: 0
 NO CONTESTS: 0



4. PERFORMANCE INFORMATION BY PROGRAMME

4.1 PROGRAMME 1:

ADMINISTRATION

PROGRAMME SENIOR MANAGERS AS AT QUARTER 4 OF 2014 / 2015



MS SUMAYYA KHAN
COO



MS KGABO MATJANE
D: Office of the DG



MS NOZIPHIWO LUBANGA
D: Internal Audit



MR MAX FUZANI
Special Advisor to the Minister



MS MELENE ROSSOW
Special Advisor to the Minister



MR STEVE TSHABALALA
Chief of Staff: Ministry



MR ESETHU HASANE
D: Media Liaison



MS KENETSWE MOSENOGI
Parliamentary Liaison Officer



DR BERNADUS VAN DER SPUY
CD: Strategic Support



MR MANASE MAKWELA
D: Strategic Management, M&E & Communication Consultant



MR TSHOLOFELO LEJAKA
CD: Corporate Services



MR DAN MABULANE
D: Human Resource Management



MR ARTHUR MANTHATA
D: Legal Services



MR MASILO MAAAKE
D: Labour Relations



MR RETIEF LE ROUX
D: Auxiliary Services / D: IT (Acting)



MR MAKOTO MATLALA
CFO



MS SIBONGILE MONDILE
D: Finance (Acting)



MR ITUMELENG TLHASEDI
D: Supply Chain Management

4.1.1 Purpose: Manage the Department and overall strategic and administrative support services.

The Management sub-programme comprising Office of the Director-General, is responsible for managing the Department of Sport and Recreation in compliance with the law, the policies of the government of the day, prescripts and within its budget. The Office of the Director-General is supported by the Chief Operations Officer and 6 staff members.

The programme also provides strategic direction for the Department and is also responsible for institutional monitoring & evaluation. The programme works closely with key role-players such as the provincial governments and SASCO to ensure an aligned and integrated approach regarding strategic planning and monitoring.

Corporate Services sub-programme, streamlines the delivery of sport by means of effective support systems and adequate resources. Corporate Services is structured into six Directorates: Labour Relations, Human Resources, Legal Services, Communication & Information, and Information Technology, as well as Auxiliary Services that incorporates Office Accommodation. The programme also enhances financial management environment of the Department by among others, strengthening the effectiveness and efficiency of the procurement process and management of assets.

The programme also provides SRSA management with an independent, objective assurance and consulting services designed to improve and add

value to the Department's operations, through internal auditing and risk management services.

4.1.2 Sub-programmes:

- Ministry
- Management
- Strategic and Executive Support
- Corporate Services
- Office of the Chief Financial Officer
- Internal Audit
- Office Accommodation.

4.1.3 Strategic Objectives:

- Strategic guidance, institutional performance management, administrative support and financial accountability imparted
- Reliable and efficient corporate services rendered to SRSA.

4.1.4 Strategic objectives, performance indicators, planned targets and actual achievements

The performance information table below, covers as per the Annual Performance Plan for 2014/2015, performance in line with the set strategic objectives, performance indicators, and planned targets. It reflects the actual achievement of 2013/2014 and that of 2014/2015 against the planned targets.

4.1.4.1 Strategic Objectives and Performance indicators

PROGRAMME 1: ADMINISTRATION					
PERFORMANCE INFORMATION	ACTUAL ACHIEVEMENT 2013/2014	PLANNED TARGET 2014/2015	ACTUAL ACHIEVEMENT 2014/2015	DEVIATION FROM PLANNED TARGET TO ACTUAL ACHIEVEMENT 2014/2015	COMMENT ON DEVIATIONS
Sub-programme: Management					
Strategic Objective: Strategic guidance, institutional performance management, administrative support and financial accountability imparted					
1.1 Department's rating as per Management Performance Assessment Tool (MPAT).	2	4	2.6	-1.4	Although the intention was to score a '4', the Department did not have the capacity to reach that score in the reporting period.
Sup-programme: Corporate Services					
Strategic Objective: Reliable and efficient corporate services rendered to SRSA.					
1.2 Number of employees trained.	150	120	120	0	N/A
1.3 Number of client satisfaction surveys conducted.	1	2	2	0	N/A

4.1.4.2 Achievements

Human resources effectively utilized

Two key policies under Human Resource Management were approved and implemented during the year under review. They are: Flexible Work Practice Policy and Overtime Compensation Policy.

Although not all employees were trained, most of them attended more than one training course, be it formal or informal. This, in order to meet the Department-wide skills needs and those that related to various staff members' operational requirements.

The Department conducted internal and external perception surveys during the year under review. Even though the response rate from the external was not as high as we had wished, the results of the surveys, will go a long way towards informing management decisions.

4.1.4.3 Deviations

MPAT: SRSA does not plan to fail. It considers the plans against the available resources and confirms

such plans once satisfied that the available resources will enable implementation. However, in the case of the Management Performance Assessment Tool (MPAT), performance is about compliance to set governmental guidelines, regulations, and legislation – the kind that all departments have to comply with. The Department could therefore not plan to fail by allocating a score lower than a '4' as its target for the year. Despite capacity challenges, the intention was to reach a score of '4'.

4.1.4.4 Strategy to overcome areas of under performance

MPAT implementation plan has been developed to assist relevant managers' quarterly reporting at the quarterly governance meeting, thus enabling management to track progress and intervene where necessary.

4.1.4.5 Changes to planned targets

The Department did not change the planned performance indicators or targets in-year.

4.1.5 Linking performance with budgets

4.1.5.1 Sub-programme expenditure

DETAIL PER PROGRAMME 1 - ADMINISTRATION FOR THE YEAR ENDED 31 MARCH 2015						
DETAILS PER SUB-PROGRAMME	2013/2014				2012/2013	
	FINAL APPROPRIATION	ACTUAL EXPENDITURE	VARIANCE	EXPENDITURE AS % OF FINAL APPROPRIATION	FINAL APPROPRIATION	ACTUAL EXPENDITURE
	R'000	R'000	R'000	%	R'000	R'000
MINISTRY						
Current payment	24,355	23,854	501	98.4%	26,836	7,689
Transfers and subsidies		252	(252)			
Payment for capital assets	0	824	(824)	0.0%	0	0
Payments of financial asset		74	(74)			
MANAGEMENT						
Current payment	15,693	12,690	3,003	80.9%	15,419	13,038
STRATEGIC AND EXECUTIVE SUPPORT						
Current payment	5,222	5,194	28	99.5%	5,618	5,233
CORPORATE SERVICES						
Current payment	33,260	35,658	(2,398)	107.2%	40,716	36,839
Transfers and subsidies	-	59	(59)	-	-	-
Payment for capital assets	2,167	1,285	882	59.3%	2,171	957
OFFICE OF THE CHIEF FINANCIAL OFFICER						
Current payment	15,066	15,443	(377)	102.5%	14,451	13,351
Transfers and subsidies	76	-	76	-	72	70
Payment for capital assets	-	-	-	-	-	-

DETAIL PER PROGRAMME 1 - ADMINISTRATION FOR THE YEAR ENDED 31 MARCH 2015

DETAILS PER SUB-PROGRAMME	2013/2014				2012/2013	
	FINAL APPROPRIATION	ACTUAL EXPENDITURE	VARIANCE	EXPENDITURE AS % OF FINAL APPROPRIATION	FINAL APPROPRIATION	ACTUAL EXPENDITURE
	R'000	R'000	R'000	%	R'000	R'000
INTERNAL AUDIT						
Current payment						
OFFICE ACCOMMODATION						
Current payment	10,673	9,819	854	92.0%	19,595	17,126
Total	106,512	105,152	1,360	98.7%	124,878	114,567

PROGRAMME 1 PER ECONOMIC CLASSIFICATION	FINAL APPROPRIATION	ACTUAL EXPENDITURE	VARIANCE	EXPENDITURE AS % OF FINAL APPROPRIATION	FINAL APPROPRIATION	ACTUAL EXPENDITURE
	R'000	R'000	R'000	%	R'000	R'000
Current payments						
Compensation of employees	60,488	59,685	803	98.7%	62,175	56,231
Goods and services	43,781	42,830	951	97.8%	60,460	57,045
Departmental agencies & accounts	76	47	29	61.8%	72	70
Households	-	264	(264)	-	-	253
Machinery & equipment	2,167	1,765	402	81.4%	2,171	835
Intangible assets	-	344	(344)	-	-	11
Interest and rent on land	-	143	(143)	-	-	-
Heritage Assets	-	-	-	-	-	122
Payment for financial assets	-	74	(74)	-	-	-
Total	106 512	105 152	1,360	98.7%	124,878	114,567

SA Boxing in History



Brian Mitchell

Brian Mitchell is a former professional boxer and quite possibly the best South African boxer of all time. Mitchell turned pro in 1981 and captured the WBA Junior Lightweight Title in 1986 with a 10th round KO over Alfredo Layne.

Born: August 30, 1961 (age 53), Johannesburg, South Africa

Height: 5' 7"

Total fights: 49

Martial art: Boxing

Division: Super featherweight

BOXING FACT

Brian Mitchell, who won the World Boxing Association title in September 1986 and the International Boxing Federation title in 1991 in the junior lightweight division. He is probably one of the best South African boxers of his era, won the WBA junior lightweight title in 1986 - and defended it a world record 12 times before retiring in 1991. He finished his career with 46 wins, one loss and two draws. His 12 successful defences of the junior lightweight title remain the record in that division to this day.

4. PERFORMANCE INFORMATION BY PROGRAMME

4.2 PROGRAMME 2:

ACTIVE NATION

PROGRAMME SENIOR MANAGERS AS AT QUARTER 4 OF 2014 / 2015



MS ONKE MJO
CD: Active Nation



MS NOMA KOTELO
D: Community Sport

Phindile Mwelase

SUPER LIGHTWEIGHT

BORN: 20 OCTOBER 1983
DIED: 25 OCTOBER 2014
LADYSMITH, SOUTH AFRICA
TOTAL FIGHTS: 5
WINS: 0
WINS BY KO: 0
LOSSES: 4
DRAWS: 1
NO CONTESTS: 0



4.2.1 Purpose: Support the provision of mass participation opportunities in sport and recreation.

Active Recreation sub-programme facilitates the provision of campaigns and programmes that increase participation, thus leading to life-long wellness. The Ministerial Advisory Committee on Recreation (MACRe) assists SRSA to actualise the essence of recreation, and it is in this regard that the terms of reference for this Ministerial Advisory Committee on Recreation are, amongst others to:

- Provide technical and professional advice to the Ministry
- Retrace the road traversed since South Africa resolved to designate recreation as one of the government programmes
- Advise on the successes, strengths, weaknesses and failures on the current recreation landscape and
- Identify the key stakeholders and partners to drive the promotion and delivery of a national sport and recreation strategy.

Community Sport sub-programme: The sub-programme provides sport participation opportunities to communities. Among others, SRSA through this sub-programme funds **loveLife** with the funding choices aligned to the objectives of the National Sport and Recreation Plan (NSRP) and SRSA.

School Sport sub-programme: The sub-programme delivers sport programmes to learners in conjunction with the Department of Basic Education. The sub-programme supports the inter-school, district and provincial school sport league programme by providing equipment and attire; as well as capacity building of trainers and funding for preparation towards the National School Sport Championships. The sub-programme also coordinates the training of educators in code-specific coaching, technical officiating, team management and sports administration with the focus being on integrating 16 sporting codes and indigenous games into the school sport system by 2016. In addition, this sub-programme plays an oversight role regarding the support offered to schools by provinces with funds from the mass participation and sport development grant.

The Department remains committed to maximizing access to sport, recreation and physical activity in every school in South Africa and is unapologetic about rolling out a functional sport in schools programme. It is acknowledged that the successful roll-out of sport in South African schools relies among others, on the following:

- school sport being treated as a priority and being offered at all schools
- school sporting codes being launched and supported at all levels of the system
- school sport leagues being implemented through school sport code committees and all schools participating
- the Departments of Basic Education and Sport and Recreation both continuously creating best practices regarding the implementation of school sport and
- all stakeholders, including the business community effectively contributing to the success of the programme.

Provincial Sport Support and Coordination

sub-programme manages the transfer of the Mass Participation and Sport Development Conditional Grant to the provinces.

4.2.2 Sub-programmes

The following sub-programmes comprise the Active Nation Programme:

- Active Recreation
- Community Sport
- School Sport
- Provincial Sport Support and Coordination.

4.2.3 Strategic objectives

- Active recreation programmes implemented
- Sport participation opportunities provided to communities
- School sport programmes supported
- Provincial sport development programmes supported.

4.2.4 Strategic objectives, performance indicators, planned targets and actual achievements

The performance information table below covers as per the Annual Performance Plan for 2014/2015, performance in line with the set strategic objectives, performance indicators, and planned targets. It reflects the actual achievement of 2013/2014 and that of 2014/2015 against the planned targets.

AIBA TECHNICAL RULES

If a Boxer retires voluntarily due to injury or if the Coach throws the towel into the ring or appears on the apron, however not while the Referee is counting, the opponent will be declared the winner of the Bout by TKO.



4.2.4.1 Strategic Objectives and Performance indicators

PROGRAMME 2: ACTIVE NATION					
PERFORMANCE INDICATOR	ACTUAL ACHIEVEMENT 2013/2014	PLANNED TARGET 2014/2015	ACTUAL ACHIEVEMENT 2014/2015	DEVIATION FROM PLANNED TARGET TO ACTUAL ACHIEVEMENT 2014/2015	COMMENT ON DEVIATIONS
Sub-programme: Active Recreation					
Strategic Objective: Active recreation programmes implemented.					
2.1 Number of recreational programmes and campaigns implemented.	0	4	5	+1	Additional needs-based activities took place.
Sup-programme: Community Sport					
Strategic Objective: Sport participation opportunities provided to communities.					
2.2 Number of sports promotion campaigns and events implemented.	0	2	9	+7	Had to respond to added needs; especially w.r.t. Ministerial Outreaches.
2.3 Number of participants in sport and recreation promotion campaigns and events.	25 038	9 150	20 468	+11 318	More people showed interest in the SRSA mass-based events.
Sub-programme: School Sport					
Objective: School sport programmes supported.					
2.4 Number of National Schools Sport Championships supported.	1	1	1	0	N/A
2.5 Number of schools provided with sports equipment and apparel.	-	120	226	+106	Focus was on few priority codes. That enabled provision of equipment and apparel, to more schools by the programme.
2.6 Number of participants in the school sport programme.	8 000	10 000	10 915	+915	Inclusion of Schools of learners with disabilities led to the increase in number of codes and the resultant high numbers.
Sub-programme: Provincial sport support and coordination					
Strategic Objective: Provincial sport development programmes supported.					
2.7 Number of Mass Participation and Sport Development Conditional Grant quarterly reports submitted.	3	4	4	0	N/A

4.2.4.2 Achievement

The Department hosted yet another successful school national championship in Pretoria, Gauteng Province, from 10 to 15 December 2014. There were a total of 11 205 people who played a role at the championships. Of the total number, 10 915 were participants, who had a direct impact on the championships, with 8 307 of them been learners.

4.2.4.3 Deviation

Although the reported participants numbers (2 681) linked to the Nelson Mandela Sport and Culture Day

indicate over-achievement, the number could have been even more, if the estimates from the service provider are anything to go by. However, after careful consideration, the Department had to stick to the numbers that are corroborated by evidence.

Positive deviations

Number of participants in the school sport support programme: Inclusion of Schools of learners with disabilities led to the increase in number of codes and the resultant high numbers at the National School Sport Championships held in December 2014, in Pretoria, Gauteng Province.

Number of schools provided with sport equipment and apparel: 226. This achievement exceeds the target set by the Department because fewer sport codes were selected; thus, more schools ended up benefiting. The Department used more or less what could've been used to procure for many codes in each of the initially targeted 120 schools, in procuring equipment and apparel for 226 schools.

Number of recreational programmes and campaigns implemented: Additional needs-based activities took place. While the Andrew Mlangeni Green Jacket Awards were counted as part of the recognition events, the Andrew Mlangeni Golf Day, which happens on the same day as the Awards, had to be counted as a separate event that contributes to golf development in the country.

Number of sport promotion campaigns and events implemented: nine as opposed to the planned 2, were hosted. This is because additional events to respond to added sport promotion needs, had to be arranged. This relates to mainly Ministerial Outreaches that apart from directly impacting positively on immediate participation in sport and recreation, also enhanced the future continued participation environment through enabling tools such as equipment and apparel that was issued by the Department.

Number of participants in sport promotion projects managed by Sport and Recreation South Africa per year. Eleven thousand, three hundred and eighteen (11 318) people more than planned, especially in the events that are open to the public, such as the Big Walk, showed interest in the SRSA mass-based events. The events open to the public can take more participants without having a significant bearing on finances. For example, at a Walk, if a provision is made for 5 000 people, the additional ones may still register; but will not receive goodie bags like those who pre-registered. The number excludes participants reached through school sport activities.

4.2.4.4 Strategy to overcome areas of under performance

The programme has over-achieved. There is therefore no areas of under-performance to overcome. The Department does however intend to improve on its registration/accreditation systems as advised by the Auditor-General, to ensure that all participants are recorded and reported on.

4.2.4.5 Changes to planned targets

The Department did not change performance indicators or targets in-year.

4.2.5 Linking performance with budgets

4.2.4.1 Sub-programme expenditure

DETAIL PER PROGRAMME 2 – ACTIVE NATION FOR THE YEAR ENDED 31 MARCH 2015						
DETAILS PER SUB-PROGRAMME	2014/2015				2013/2014	
	FINAL APPROPRIATION	ACTUAL EXPENDITURE	VARIANCE	EXPENDITURE AS % OF FINAL APPROPRIATION	FINAL APPROPRIATION	ACTUAL EXPENDITURE
	R'000	R'000	R'000	%	R'000	R'000
PROGRAMME MANAGEMENT: ACTIVE NATION						
Current payment	1,970	2,829	(859)	143.6%	2,297	1,651
Active Recreation						
Current payment	-	-	-	-	952	952
Community Sport						
Current payment	45,363	44,581	782	98.3%	48,196	63,968
Transfers and subsidies	35,333	35,380	(47)	100.1%	33,673	33,673
School Sport						
Current payment	16,469	16,308	161	99.0%	9,621	8,894
Transfers and subsidies	-	33	(33)	-	-	-
Payments of financial assets	-	4	(4)	-	-	-
Provincial Sport Support and Coordination						
Current payment	-	-	-	-	-	-
Transfers and subsidies	525,632	525,632	-	100.0%	497,591	497,591
Total	624,767	624,767		100.0%	592,330	606,729

4. PERFORMANCE INFORMATION BY PROGRAMME

4.3 PROGRAMME 3

WINNING NATION

PROGRAMME SENIOR MANAGERS AS AT QUARTER 4 OF 2014 / 2015



PROF PAUL SINGH
CD: Client Services, Liaison,
Events & Facilities



DR RUTH MOJALEFA
D: Major Events

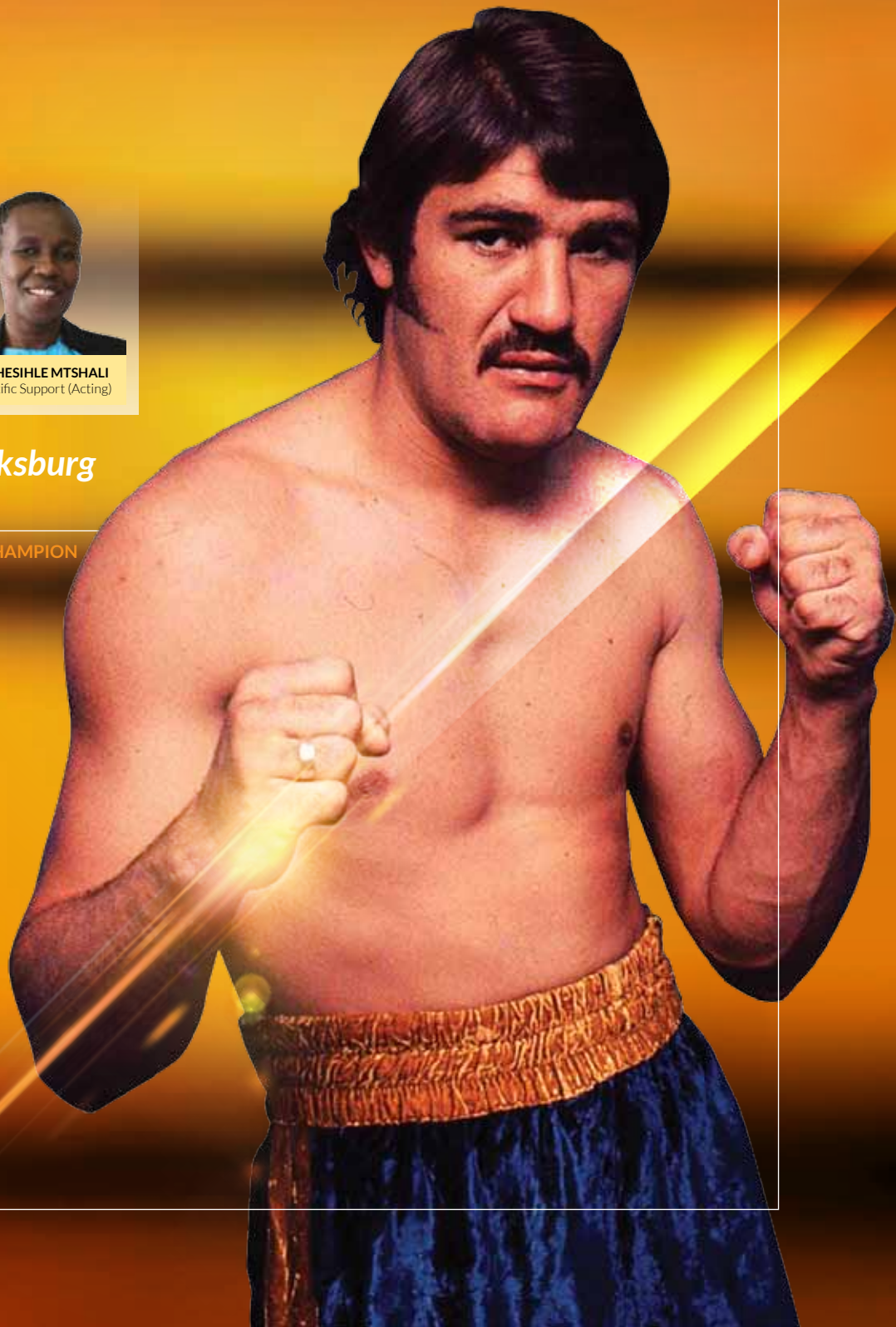


MS SIPHEHILE MTSHALI
D: Scientific Support (Acting)

Gerhardus "The Boksburg Bomber" Coetzee

WORLD HEAVYWEIGHT (WBA) CHAMPION

BORN: 08 APRIL 1955
BOKSBURG, SOUTH AFRICA
TOTAL FIGHTS: 40
WINS: 33
WINS BY KO: 21
LOSSES: 6
DRAWS: 1
NO CONTESTS: 0



4.3.1 Purpose: Support the development of elite athletes.

The **Scientific Support** sub-programme provides an advisory and monitoring service regarding the talent identification and development done using the district academy mobile units funded through the Mass Participation and Sport Development Grant. The sub-programme together with the relevant province and sport focus school, work collaboratively to develop talented athletes, who are placed in the sport focus school. The sub-programme also coordinates talent scouting using the school sport competitions as a medium. The focus of the athlete residential support initiative within the Scientific Support sub-programme, was phased out in 2014/2015 and partially replaced by the Ministerial Sports Bursary Programme.

Major Events Support sub-programme provides institutional and intra-governmental support to events approved in line with the *Bidding and Hosting of International Sport and Recreational Events Regulations*.

Recognition Systems sub-programme provides opportunities to acknowledge sporting achievements, both contemporary and past performances. A highlight of this sub-programme will again be the hosting of the prestigious Sports Awards, where the following awards will be bestowed upon worthy recipients:

- Individual Sports Award
- Steve Tshwete Life Time Achievement Award
- Ministers' Excellence Award
- Sports Star of the Year Award.

One of the programmes benefiting from the Andrew Mlangeni golf development day is the Andrew Mlangeni green jacket initiative, which was

established in 2011 to recognise men and women who have excelled in sport either as players or officials. They are rewarded with a sought-after Andrew Mlangeni green jacket in recognition of their sporting prowess and achievements in their playing days.

4.3.2 Sub-programmes

The following sub-programmes comprise the Programme:

- Scientific Support
- Major Events Support
- Recognition Systems.

4.3.3 Strategic objectives

- Scientific support services coordinated for athletes
- Government responsibility towards anti-doping supported
- Approved major events supported
- Sport Tourism to South Africa promoted
- Achievements in the sport and recreation sector acknowledged.

4.3.4 Strategic objectives, performance indicators, planned targets and actual achievements

The performance information table below, covers as per the Annual Performance Plan for 2014/2015, performance in line with the set strategic objectives, performance indicators, and planned targets. It reflects the actual achievement of 2013/2014 and that of 2014/2015 against the planned targets.

4.3.4.1 Strategic Objectives and Performance indicators

PROGRAMME 3: WINNING NATION					
PERFORMANCE INDICATOR	ACTUAL ACHIEVEMENT 2013/2014	PLANNED TARGET 2014/2015	ACTUAL ACHIEVEMENT 2014/2015	DEVIATION FROM PLANNED TARGET TO ACTUAL ACHIEVEMENT 2014/2015	COMMENT ON DEVIATIONS
Sup-programme: Scientific Support					
Strategic Objective: Scientific Support services coordinated for athletes.					
3.1 Number of athletes assisted by means of scientific support programmes.	58 (Average)	40	40	0	N/A
3.2 Number of knowledge sharing programmes implemented.	0	2	2	0	N/A
3.3 Number of athletes supported through the Ministerial Sports Bursary Programme.	28	40	40	0	N/A

PROGRAMME 3: WINNING NATION					
PERFORMANCE INDICATOR	ACTUAL ACHIEVEMENT 2013/2014	PLANNED TARGET 2014/2015	ACTUAL ACHIEVEMENT 2014/2015	DEVIATION FROM PLANNED TARGET TO ACTUAL ACHIEVEMENT 2014/2015	COMMENT ON DEVIATIONS
Strategic Objective: Government responsibility towards anti-doping supported.					
3.4 Number of drug-free sport agencies supported.	1	5	5	0	N/A
Sub-programme: Major Events Support					
Strategic Objective: Approved major events supported.					
3.5 Number of major international events receiving intra-governmental support per year.	5	4	4	0	N/A
Strategic Objective: Sport Tourism to South Africa promoted.					
3.6 Number of national & international sporting events, exhibitions or conferences used to showcase SA as a sports tourist destination.	1	1	1	0	N/A
Sub-programme: Recognition Systems					
Strategic Objective: Achievements in the sport and recreation sector acknowledged.					
3.7 Number of recognition and honouring events.	3	3	6	+3	In line with SRSA's commitment to recognise excellence in sport and recreation achievements of different athletes and teams, recognition events had to be hosted.

4.3.4.2 Achievement

To help properly kick-start their development, some athletes had to be sent for scientific testing and support at the Science laboratory in Bloemfontein. The tests were intended to check their various physiological aspects in line with the sport codes they are engaged in.

The SasRecon – a sport and recreation conference, where academics meet with the broader sport and recreation sector to discuss matters relating to the growth of the sector, was held in Potchefstroom in 2014 as part of the knowledge management efforts of the Department. The ThinkSport journal focusing on club development, was also released in March 2015 to encourage discussions about the subject as the Department is piloting a franchise system of club development.

Following the 2014 National School Sport Championships, 18 talented athletes were chosen as recipients of Ministerial Sport Bursaries. These athletes are also placed in Sport focus schools, where they receive tuition and continue to play their favourite sport in a conducive environment.

Five drug-free support agencies, namely: SAIDS; WADA; IADA; CDA; and RADO were supported during the period under review.

The planned number of major international events receiving intra-governmental support per year was reached, while other events that will be taking place in 2015 and 2016, already received some support with for example, the facilitation of visas for organising team members requiring visas to come and do site inspections and so forth.

The Department in partnership with the Department of Arts and Culture, hosted another successful Ekhaya hospitality centre in Glasgow, in support of Team South Africa that participated in the Commonwealth Games in 2014.

4.3.4.3 Deviations

Positive deviation

As part of kick-starting their proper development, some athletes were sent for scientific testing and support at the Science laboratory in Bloemfontein. The tests were intended to check their various physiological aspects in line with the sport codes they are engaged in. These athletes were in addition to the ones in the residential programme; hence the target was exceeded.

The Department recognises excellence in sport and recreation. Therefore, when athletes or teams represent South Africa well internationally, they are rewarded. As a result, it is difficult to estimate

exactly how many events will take place to honour the athletes because it is known beforehand who will win and when. The three events targeted are the SA Sports Awards; Andrew Mlangeni Green Jackets; and 1 Recognition event, targeted with the assumption that no matter what, there will likely be at least an athlete or team that deserves recognition during the year.

4.3.4.4 Strategy to overcome areas of under performance

The programme achieved all its planned targets. There is therefore no need for a strategy to overcome underperformance.

4.3.4.5 Changes to planned targets

The Department did not change performance indicators or targets in-year.

4.3.5 Linking performance with budgets

4.3.5.1 Sub-programme expenditure

DETAIL PER PROGRAMME 3 – WINNING NATION FOR THE YEAR ENDED 31 MARCH 2015						
DETAILS PER SUB-PROGRAMME	2014/2015				2013/2014	
	FINAL APPROPRIATION	ACTUAL EXPENDITURE	VARIANCE	EXPENDITURE AS % OF FINAL APPROPRIATION	FINAL APPROPRIATION	ACTUAL EXPENDITURE
	R'000	R'000	R'000	%	R'000	R'000
Programme Management: Winning Nation						
Current payment	-	-	-	-	1,905	-
Scientific Support						
Current payment	9,734	9,453	281	97.1%	22,677	29,730
Transfers and subsidies	30,931	30,931	-	100.0%	21,974	21,974
Major Events Support						
Current payment	18,885	18,059	826	95.6%	4,327	1,765
Transfers and subsidies	-	-	-	-	156,000	156,000
Recognition Systems						
Current payment	24,949	24,666	283	98.9%	21,900	21,900
Total	84,499	83,109	1,390		228,783	231,369

PROGRAMME 3 PER ECONOMIC CLASSIFICATION	FINAL APPROPRIATION	ACTUAL EXPENDITURE	VARIANCE	EXPENDITURE AS % OF FINAL APPROPRIATION	FINAL APPROPRIATION	ACTUAL EXPENDITURE
	R'000	R'000	R'000	%	R'000	R'000
Current payments						
Compensation of employees	3,164	2,604	560	82.3%	2,502	3,935
Goods and services	50,404	49,574	830	98.4%	48,307	49,460
Provinces & municipalities	-	-	-	-	120,000	120,000
Departmental agencies and accounts	18,504	18,504	-	100%	14,024	14,024
Non-profit institutions	12,427	12,427	-	100%	43,950	43,950
Total	84,499	83,109	1,390	98.4%	228,783	231,369

AIBA TECHNICAL RULES

If a Boxer fails to resume boxing immediately after the rest period between rounds, the opponent will be declared the winner of the Bout by TKO.



4. PERFORMANCE INFORMATION BY PROGRAMME

4.4 PROGRAMME 4:

SPORT SUPPORT

PROGRAMME SENIOR MANAGERS AS AT QUARTER 4 OF 2014 / 2015



PROF PAUL SINGH
CD: Client Services, Liaison,
Events & Facilities



MR SIMPHIWE MNCUBE
D: Sport Support



MR MESHACK MBOWANE
D: International Relations

Thulani "Sugar Boy" Malinga

TWO TIME WBC SUPER MIDDLEWEIGHT CHAMPION

BORN: 11 DECEMBER 1955
LADYSMITH, SOUTH AFRICA
TOTAL FIGHTS: 57
WINS: 44
WINS BY KO: 19
LOSSES: 13
DRAWS: 0
NO CONTESTS: 0



4.4.1 Purpose: Development and maintenance of an integrated support system to enhance the delivery of sport and recreation.

Sport and Recreation Service Providers Sub-programme transfers funds to sport and recreation organisations (mainly, NFs), and monitors the use of the funds in line with SLAs signed between such organisations and the Department. The sub-programme also administers the transfers made to Boxing South Africa and the South African Institute for Drug-Free Sport, and to non-governmental organisations. The sub-programme monitors governance and sport development; and also oversees the implementation of transformation programmes in line with the Transformation Charter and Scorecard.

Through its **International Relations** sub-programme, the Sport Support Programme engages other countries and international organisations through bilateral and multilateral initiatives, respectively. This enables exchange of knowledge and information between countries on matters relating to sport and recreation.

4.4.2 Sub-programmes

The following sub-programmes comprise the Sport Support Services Programme:

- Sport and Recreation Service Providers
- International Relations.

4.4.3 Strategic objectives

- Sport and Recreation bodies supported
- Transformation programmes implemented and monitored
- Strategic bilateral relations managed and strengthened
- Participation in the strategic multilateral relations managed.

4.4.4 Strategic objectives, performance indicators, planned targets and actual achievements

The performance information table below, covers as per the Annual Performance Plan for 2014/2015, performance in line with the set strategic objectives, performance indicators, and planned targets. It reflects the actual achievement of 2013/2014 and that of 2014/2015 against the planned targets.

4.4.4.1 Strategic Objectives and Performance indicators

PROGRAMME 4: SPORT SUPPORT SERVICES					
PERFORMANCE INDICATOR	ACTUAL ACHIEVEMENT 2013/2014	PLANNED TARGET 2014/2015	ACTUAL ACHIEVEMENT 2014/2015	DEVIATION FROM PLANNED TARGET TO ACTUAL ACHIEVEMENT 2014/2015	COMMENT ON DEVIATIONS
Sup-programme: Sport and Recreation Service Providers					
Strategic Objective: Sport and recreation bodies supported.					
4.1 Number of sport and recreation bodies receiving financial and non-financial support per year.	68	60	64	+4	There was improved compliance by sport and recreation bodies. This enabled the Department to allocate funds to additional sport and recreation bodies.
Strategic Objective: Transformation programmes implemented and monitored.					
4.2 Number of consolidated National Federation Transformation Progress Reports produced.	2	1	1	0	N/A
Sup-programme: International relations					
Strategic Objective: Strategic bilateral relations managed and strengthened.					
4.3 Number of bilateral exchanges implemented.	5	3	5	+2	Some of the bilateral exchanges were unknown at the time of planning.
Strategic Objective: Participation in the strategic multilateral relations managed.					
4.4 Number of multilateral engagements supported.	14	8	10	+2	Some of the engagements were unknown at the time of planning.

4.4.4.2 Achievements

Sport and recreation bodies receiving financial and non-financial support per year: There was improved compliance by sport and recreation bodies. This enabled the Department to allocate funds to additional (4) sport and recreation bodies.

The 2014/2015 National Federation Transformation Progress Report was produced. The report will go a long way in helping create a transformation database for the country's sport teams. The Department will then going forward, be able to agree on transformation targets with each priority federation and monitor their adherence to the agreement. The financial allocations to federations will thus, be dependent on how far they meet their set transformation targets.

The Department continued with the implementation of the agreement signed with Cuba benefiting the South African students studying Physical Education in that country.

4.4.4.3 Deviations

Positive deviation

The planned number of bilateral and multilateral engagements supported was exceeded because of the additional needs identified for such engagements. This, mainly because at the time of planning, some of them were unknown. This includes for example, participation at international meetings that were only confirmed closer to them taking place. However, the Department was able to manage with the resources at its disposal. Some of the exchanges involved representatives of other countries visiting South Africa, thus costing the Department only minimal resources.

Similarly, some of the multilateral engagements had to be supported because of South Africa's membership of various international forums.

4.4.4.4 Strategy to overcome areas of under-performance

The programme achieved its targets and there is therefore no under-performance to overcome.

4.4.4.5 Changes to planned targets

The Department did not change performance indicators or targets in-year.

4.4.5 Linking performance with budgets

4.4.5.1 Sub-programme expenditure

DETAIL PER PROGRAMME 4 - SPORT SUPPORT SERVICES FOR THE YEAR ENDED 31 MARCH 2014						
DETAILS PER SUB-PROGRAMME	2013/2014				2012/2013	
	FINAL APPROPRIATION	ACTUAL EXPENDITURE	VARIANCE	EXPENDITURE AS % OF FINAL APPROPRIATION	FINAL APPROPRIATION	ACTUAL EXPENDITURE
	R'000	R'000	R'000	%	R'000	R'000
PROG MNG: SPORT SUP SERV						
Current payment	3,327	3,327	-	100%	3,035	3,388
INTERNATIONAL LIAISON						
Current payment	10,751	10,807	(56)	100.5%	3,433	3,366
SPORT AND RECREATION SERVICE PROVIDERS						
Current payment	27,983	27,927	56	99.8%	8,142	4,297
Transfers and subsidies	106,800	106,800	-	100%	103,585	104,733
Total	148,861	148,861	-	100%	118,195	115,784
PROGRAMME 2 PER ECONOMIC CLASSIFICATION	FINAL APPROPRIATION	ACTUAL EXPENDITURE	VARIANCE	EXPENDITURE AS % OF FINAL APPROPRIATION	FINAL APPROPRIATION	ACTUAL EXPENDITURE
	R'000	R'000	R'000	%	R'000	R'000
Current payments						
Compensation of employees	11,213	10,475	738	93.4%	8,969	7,753
Goods and services	30,848	31,575	(727)	102.4%	5,641	3,298
Departmental agencies & accounts	7,945	7,945	-	100.0%	6,552	7,700
Non-profit institutions	98,855	98,855	-	100%	97,033	97,033
Household	-	11	(11)	-	-	-
Total	148,861	148,861	-	100%	118,195	115,784

4. PERFORMANCE INFORMATION BY PROGRAMME

4.5 PROGRAMME 5:

INFRASTRUCTURE SUPPORT


PROGRAMME MANAGERS AS AT QUARTER 4 OF 2014 / 2015



PROF PAUL SINGH
CD: Client Services, Liaison,
Events & Facilities



MS NTHANGENI TSHIVHASE
D D: Facility Planning



Cornelius "The Sniper" Sanders

WBO HEAVYWEIGHT CHAMPION

BORN: 07 JANUARY 1966
DIED: 23 SEPTEMBER 2012
LADYSMITH, SOUTH AFRICA
TOTAL FIGHTS: 46
WINS: 42
WINS BY KO: 31
LOSSES: 4
DRAWS: 0
NO CONTESTS: 0

4.5.1 Purpose: Regulate and manage the provision of sport and recreation facilities.

The **Sport and Recreation Facility Planning** sub-directorate lobbies for, facilitates and coordinates the provision of sport and recreation facilities by municipalities and other relevant institutions.

The **Sport and Recreation Facility Management** sub-programme provides technical assistance to local authorities and other relevant stakeholders for constructing and managing sport facilities to ensure compliance with national norms and standards. Considering the substantial financial investment made in building and refurbishing stadia for the 2010 FIFA World Cup, this sub-programme ascertains how these stadia are being maintained; and used; and produces a status report.

4.5.2 Sub-programmes

The following sub-programmes comprise the Infrastructure Support Programme:

- Sport and Recreation Facility Planning
- Sport and Recreation Facility Management.

4.5.3 Strategic objectives

- Access to sport and recreation facilities optimised
- Technical and management support provided.

4.5.4 Strategic objectives, performance indicators, planned targets and actual achievements

The performance information table below, covers as per the Annual Performance Plan for 2014/2015, performance in line with the set strategic objectives, performance indicators, and planned targets. It reflects the actual achievement of 2013/2014 and that of 2014/2015 against the planned targets.

4.5.4.1 Strategic Objectives and Performance indicators

PROGRAMME 5: INFRASTRUCTURE SUPPORT					
PERFORMANCE INDICATOR	ACTUAL ACHIEVEMENT 2013/2014	PLANNED TARGET 2014/2015	ACTUAL ACHIEVEMENT 2014/2015	DEVIATION FROM PLANNED TARGET TO ACTUAL ACHIEVEMENT 2014/2014	COMMENT ON DEVIATIONS
Sup-programme: Sport and Recreation Facility Planning					
Strategic Objectives: Access to sport and recreation facilities optimised.					
5.1 Number of provinces with a completed facility audit.	0	9	2	-7	Reliance on provinces, but the Department will take over the project.
Sup-programme: Sport and Recreation Facility Management					
Strategic Objective: Technical and management support provided.					
5.2 Number of sport and recreation facilities assisted with technical support during construction.	17	12	25	+13	Some of the projects, especially Sport for Change (SFC) ones, were carried over from 2013/2014.

4.5.4.2 Achievements

Twenty-five facilities were assisted with technical support during construction. These facilities include those built through support from the Sport for Change (SFC); Municipalities (using Municipal Infrastructure Grant); and the SRSA directly-funded community gyms.

nearing completion; as such, more projects had to be supported. There were also delays towards finalizing some of the projects in the 2013/2014 financial year and they were thus carried over to 2014/2015. The Outdoor gyms were also carried over from 2013/2014.

4.5.4.3 Deviations

Positive deviation

Technical support was provided to more facilities than planned because more SFC projects were

Negative deviation

The number of provinces with a completed facility audit: 2 (Free State and Western Cape) out of 9 provinces completed their facility audits. KwaZulu-Natal only conducted an audit for one district within the province. This does not count as a completed audit because it does not cover the whole

province. There was generally poor cooperation from provinces. However, in the later stages of the financial year, financial capacity seemed to be the common thread of reasons why the audit has not been done.

4.5.4.4 Strategy to overcome areas of under performance

The indicator has been carried over to 2015/16 financial year. SRSA will be taking up the project and no longer leaving it to provinces to implement.

4.5.4.5 Changes to planned targets

The Department did not change performance indicators or targets in-year.

4.5.5 Linking performance with budgets

4.5.5.1 Sub-programme expenditure

DETAIL PER PROGRAMME 5 - INFRASTRUCTURE SUPPORT FOR THE YEAR ENDED 31 MARCH 2015						
DETAILS PER SUB-PROGRAMME	2014/2015				2013/2014	
	FINAL APPROPRIATION	ACTUAL EXPENDITURE	VARIANCE	EXPENDITURE AS % OF FINAL APPROPRIATION	FINAL APPROPRIATION	ACTUAL EXPENDITURE
	R'000	R'000	R'000	%	R'000	R'000
Programme Management: Infrastructure Support						
Current payments	-	-	-	-	1,905	-
Sport and Recreation Facility Management						
Current payments	2,427	2,741	(314)	112.9%	4,639	1,718
Payments for capital asset	-	-	-	-	-	195
Sport and Recreation Facility Planning						
Current payments	3,338	2,195	1,143	65.8%	2,755	2,667
Total	5,765	4,936	829	85.6%	9,299	4,580
PROGRAMME 5 PER ECONOMIC CLASSIFICATION	FINAL APPROPRIATION	ACTUAL EXPENDITURE	VARIANCE	EXPENDITURE AS % OF FINAL APPROPRIATION	FINAL APPROPRIATION	ACTUAL EXPENDITURE
	R'000	R'000	R'000	%	R'000	R'000
Current payments						
Compensation of employees	(2,387)	2,262	125	94.8%	2,419	2,087
Goods and services	(3,378)	2,674	704	97.2%	6,880	2,298
Payments for capital asset	-	-	-	-	-	195
Total	5,765	4,936	829	95.4%	9,299	4,580

AIBA TECHNICAL RULES

If a Boxer, in the Referee's opinion, is being outclassed or is receiving excessive punishment or hard blows, the Bout will be stopped and the opponent declared the winner of the Bout by TKO.



5. TRANSFER PAYMENTS

5.1 Transfer payments to public entities

NAME OF PUBLIC ENTITY	SERVICES RENDERED BY THE PUBLIC ENTITY	AMOUNT TRANSFERRED TO THE PUBLIC ENTITY	AMOUNT SPENT BY THE PUBLIC ENTITY	ACHIEVEMENTS OF THE PUBLIC ENTITY
		R'000	R'000	
1. <i>South African Institute for Drug-free Sport</i>	Promoting participation in sport free from the use of prohibited substances or methods intended to artificially enhance performance. Services include; Education and Outreach, Doping Control and Results Management	18,504	18,504	<ul style="list-style-type: none"> Received compliance sign-off from WADA for the 2015 SA Anti-Doping Rules Conducted 2 357 tests ABP Coordinator Appointed on a part-time basis to ensure more rigorous implementation of ABP programme Distributed the published 2015 SA National Anti-Doping Rules to all national sports federations Conducted 31 anti-doping outreach projects specific to adolescent and teens at sports events Delivered 81 anti-doping workshops / seminars/outreach to schools, provincial sports federations, sports academies and other interested sports entities Included "I Play Fair" campaign/team/activities in mass based sports events.
2. <i>Boxing SA</i>	To regulate and control Boxing in the republic in South Africa: Services include: <ul style="list-style-type: none"> Safe-guarding the health, safety and general well-being of professional boxers Promoting, marketing and sanctioning boxing events and tournaments Rating boxers and training licensees Coordinating the activities of all boxing stakeholders in the country. 	7,945	7,945	<ul style="list-style-type: none"> Established the Disciplinary Committee, the Arbitration Tribunal and the Appeals Committee Conducted Workshops with licensees across seven provinces Sanctioned 87 Tournaments.

5.2 Transfer payments to all organisations other than public entities

The table below reflects the transfer payments made for the period 1 April 2014 to 31 March 2015.

R146, 615 Million was transferred to sport and recreation bodies in the period under review.

NAME OF TRANSFEREE (SPORT OR RECREATION BODIES)	TYPE OF ORGANISATION	PURPOSE FOR WHICH THE FUNDS WERE USED	DID THE DEPT. COMPLY WITH S 38 (1) (J) OF THE PFMA	AMOUNT RECEIVED	AMOUNT SPENT BY THE ENTITY	REASONS FOR THE FUNDS UNSPENT BY THE ENTITY
1. <i>Aerobics and Fitness Sport</i>	National Federation	Implementation of sport and or programmes and projects	Yes, the Department has complied with S38 (1) of the PFMA	R600 000	R499 923	<ul style="list-style-type: none"> The funds are required for the advance payments in preparation for the 2015 World Championships that will be held from 1 – 5 December 2015
2. <i>Aero Club</i>	National Federation	Implementation of sport and or programmes and projects	Yes, the Department has complied with S38 (1) of the PFMA	R400 000	R400 000	Not applicable

NAME OF TRANSFEREE (SPORT OR RECREATION BODIES)	TYPE OF ORGANISATION	PURPOSE FOR WHICH THE FUNDS WERE USED	DID THE DEPT. COMPLY WITH S 38 (1) (J) OF THE PFMA	AMOUNT RECEIVED	AMOUNT SPENT BY THE ENTITY	REASONS FOR THE FUNDS UNSPENT BY THE ENTITY
3. Archery	National Federation	Implementation of sport and or programmes and projects	Yes, the Department has complied with S38 (1) of the PFMA	R700 000	R700 000	Not applicable
4. Athletics	National Federation	Implementation of sport and or programmes and projects	Yes, the Department has complied with S38 (1) of the PFMA	R2 400 000	R2 400 000	Not applicable
5. Badminton	National Federation	Implementation of sport and or programmes and projects	Yes, the Department has complied with S38 (1) of the PFMA	R500 000	R500 000	Not applicable
6. Basketball	National Federation	Implementation of sport and or programmes and projects	Yes, the Department has complied with S38 (1) of the PFMA	R15 982 000	R 14 427 262	<ul style="list-style-type: none"> The projects had to be scheduled for the most suitable period for the targeted participants. The projects which had to be rescheduled for April 2015 were: <ul style="list-style-type: none"> - Provincial Governance Workshop, - U16 National Championships and AFROBASKET PRELIMINARIES Competition in Botswana
7. Bowls	National Federation	Implementation of sport and or programmes and projects	Yes, the Department has complied with S38 (1) of the PFMA	R500 000	R90 000	<ul style="list-style-type: none"> Delays in the transfer of funds due to the delays in fulfilling compliance requirements An amount of R410 000 Accrued would be utilized by 30 June 2015
8. South African National Boxing Organisation	National Federation	Implementation of sport and or programmes and projects	Yes, the Department has complied with S38 (1) of the PFMA	R1 800 000	R1 800 000	Not applicable
9. Canoeing	National Federation	Implementation of sport and or programmes and projects	Yes, the Department has complied with S38 (1) of the PFMA	R500 000	R488 000	<ul style="list-style-type: none"> Event was re-scheduled to June 2015. The balance of R12 000 to be spent before 7 June 2015
10. Cricket	National Federation	Implementation of sport and or programmes and projects	Yes, the Department has complied with S38 (1) of the PFMA	R2 000 000	R2 000 000	Not applicable
11. Cue Sport	National Federation	Implementation of sport and or programmes and projects	Yes, the Department has complied with S38 (1) of the PFMA	R400 000	R400 000	Not applicable

AIBA TECHNICAL RULES

If a Boxer is unfit to continue and fails to resume boxing after a Knockdown, the opponent will be declared the winner of the Bout by TKO.



NAME OF TRANSFEREE (SPORT OR RECREATION BODIES)	TYPE OF ORGANISATION	PURPOSE FOR WHICH THE FUNDS WERE USED	DID THE DEPT. COMPLY WITH S 38 (1) (J) OF THE PFMA	AMOUNT RECEIVED	AMOUNT SPENT BY THE ENTITY	REASONS FOR THE FUNDS UNSPENT BY THE ENTITY
12. Cycling	National Federation	Implementation of sport and or programmes and projects	Yes, the Department has complied with S38 (1) of the PFMA	R1 600 000	R668 489	<ul style="list-style-type: none"> Delays in the transfer of funds due to the delays in fulfilling compliance requirements therefore some programmes were rescheduled
13. Dance Sport	National Federation	Implementation of sport and or programmes and projects	Yes, the Department has complied with S38 (1) of the PFMA	R500 000	R500 000	Not applicable
14. Darts	National Federation	Implementation of sport and or programmes and projects	Yes, the Department has complied with S38 (1) of the PFMA	R500 000	R500 000	Not applicable
15. Deaf Sports	National Federation	Implementation of sport and or programmes and projects	Yes, the Department has complied with S38 (1) of the PFMA	R800 000	R800 000	Not applicable
16. Fencing	National Federation	Implementation of sport and or programmes and projects	Yes, the Department has complied with S38 (1) of the PFMA	R 500 000	R 500 000	Not applicable
17. Figure Skating	National Federation	Implementation of sport and or programmes and projects	Yes, the Department has complied with S38 (1) of the PFMA	R400 000	R 400 000	Not applicable
18. Football Association	National Federation	Implementation of sport and or programmes and projects	Yes, the Department has complied with S38 (1) of the PFMA	R2 000 000	R0	<ul style="list-style-type: none"> The projects were rescheduled in line with the calendar for schools, disability and girls programmes
19. Golf Association	National Federation	Implementation of sport and or programmes and projects	Yes, the Department has complied with S38 (1) of the PFMA	R1400 000	R800 000	<ul style="list-style-type: none"> Some projects (Presidents Cup Development programme and) were rescheduled to May 2015
20. Gymnastics	National Federation	Implementation of sport and or programmes and projects	Yes, the Department has complied with S38 (1) of the PFMA	R1 800 000	R1 800 000	Not applicable
21. Hockey	National Federation	Implementation of sport and or programmes and projects	Yes, the Department has complied with S38 (1) of the PFMA	R2 000 000	R830 000	<ul style="list-style-type: none"> The projects earmarked were re-scheduled
22. Ice Hockey	National Federation	Implementation of sport and or programmes and projects	Yes, the Department has complied with S38 (1) of the PFMA	R400 000	R400 000	Not applicable
23. Intellectually Impaired	National Federation	Implementation of sport and or programmes and projects	Yes, the Department has complied with S38 (1) of the PFMA	R1 300 000	R1 300 000	Not applicable

NAME OF TRANSFEREE (SPORT OR RECREATION BODIES)	TYPE OF ORGANISATION	PURPOSE FOR WHICH THE FUNDS WERE USED	DID THE DEPT. COMPLY WITH S 38 (1) (J) OF THE PFMA	AMOUNT RECEIVED	AMOUNT SPENT BY THE ENTITY	REASONS FOR THE FUNDS UNSPENT BY THE ENTITY
24. Judo SA	National Federation	Implementation of sport and or programmes and projects	Yes, the Department has complied with S38 (1) of the PFMA	R500 000	R499 985	<ul style="list-style-type: none"> Savings on some budget items
25. Jukskei	National Federation	Implementation of sport and or programmes and projects	Yes, the Department has complied with S38 (1) of the PFMA	R950 000	R950 000	Not Applicable
26. Karate	National Federation	Implementation of sport and or programmes and projects	Yes, the Department has complied with S38 (1) of the PFMA	R500 000	R500 000	Not applicable
27. Korfball	National Federation	Implementation of sport and or programmes and projects	Yes, the Department has complied with S38 (1) of the PFMA	R500 000	R230 316	<ul style="list-style-type: none"> Delays in the transfer of funds due to the delays in fulfilling compliance requirements
28. Lifesaving	National Federation	Implementation of sport and or programmes and projects	Yes, the Department has complied with S38 (1) of the PFMA	R600 000	R587 247	<ul style="list-style-type: none"> Delays in the processing of claims for the National Events hosted
29. Lovelife	Sport and Recreation Non Governmental Body	Implementation of sport and or programmes and projects	Yes, the Department has complied with S38 (1) of the PFMA	R35 333 000	R35 333 000	Not applicable
30. Masters Sports	National Federation	Implementation of sport and or programmes and projects	Yes, the Department has complied with S38 (1) of the PFMA	R200 000	R200 000	Not applicable
31. Motorsport	National Federation	Implementation of sport and or programmes and projects	Yes, the Department has complied with S38 (1) of the PFMA	R500 000	R500 000	Not applicable
32. Mountain Club	Recreation Bodies	Implementation of sport and or programmes and projects	Yes, the Department has complied with S38 (1) of the PFMA	R150 000	R100 000	<ul style="list-style-type: none"> Mountain Club is one if the Recreational bodies that received funds for the first time. Therefore there were delays in the transferring the funds as it took to while to fulfil compliance requirements. This affected the projects roll out schedule
33. Netball	National Federation	Implementation of sport and or programmes and projects	Yes, the Department has complied with S38 (1) of the PFMA	R3 800 000	R3 800 000	Not applicable



NAME OF TRANSFEREE (SPORT OR RECREATION BODIES)	TYPE OF ORGANISATION	PURPOSE FOR WHICH THE FUNDS WERE USED	DID THE DEPT. COMPLY WITH S 38 (1) (J) OF THE PFMA	AMOUNT RECEIVED	AMOUNT SPENT BY THE ENTITY	REASONS FOR THE FUNDS UNSPENT BY THE ENTITY
34. Orienteering	National Federation	Implementation of sport and or programmes and projects	Yes, the Department has complied with S38 (1) of the PFMA	R400 000	R334 024	<ul style="list-style-type: none"> Delays in the transfer of funds due to the delays in fulfilling compliance requirements resulting in rescheduling of the programmes Project being implemented in May and June 2015
35. Physically Disabled	National Federation	Implementation of sport and or programmes and projects	Yes, the Department has complied with S38 (1) of the PFMA	R1 300 000	R1 300 000	Not applicable
36. Powerlifting	National Federation	Implementation of sport and or programmes and projects	Yes, the Department has complied with S38 (1) of the PFMA	R400 000	R400 000	Not applicable
37. Ringball	National Federation	Implementation of sport and or programmes and projects	Yes, the Department has complied with S38 (1) of the PFMA	R700 000	R700 000	Not applicable
38. Rollersport	National Federation	Implementation of sport and or programmes and projects	Yes, the Department has complied with S38 (1) of the PFMA	R737 150	R737 150	Not applicable
39. Rowing	National Federation	Implementation of sport and or programmes and projects	Yes, the Department has complied with S38 (1) of the PFMA	R800 000	R733 698	<ul style="list-style-type: none"> Delays in the transfer of funds due to the delays in fulfilling compliance requirements This pushed the projects period forward. Funds to be spent by end of June 2015
40. Rugby Union	National Federation	Implementation of sport and or programmes and projects	Yes, the Department has complied with S38 (1) of the PFMA	R8 400 000	R8 400 000	Not applicable
41. Sailing	National Federation	Implementation of sport and or programmes and projects	Yes, the Department has complied with S38 (1) of the PFMA	R500 000	R500 000	Not applicable
42. SASCO	Confederation	Implementation of sport programme and projects	Yes, the Department has complied with S38 (1) of the PFMA	R12 427 000	R12 427 000	Not applicable
43. Shooting	National Federation	Implementation of sport and or programmes and projects	Yes, the Department has complied with S38 (1) of the PFMA	R700 000	R644 500	<ul style="list-style-type: none"> Project 6 SATRA Development. The membership of the particular Association has been suspended by SASCO

NAME OF TRANSFEREE (SPORT OR RECREATION BODIES)	TYPE OF ORGANISATION	PURPOSE FOR WHICH THE FUNDS WERE USED	DID THE DEPT. COMPLY WITH S 38 (1) (J) OF THE PFMA	AMOUNT RECEIVED	AMOUNT SPENT BY THE ENTITY	REASONS FOR THE FUNDS UNSPENT BY THE ENTITY
44. Snow Sport	National Federation	Implementation of sport and or programmes and projects	Yes, the Department has complied with S38 (1) of the PFMA	R500 000	R500 000	Not applicable
45. Sport Anglers	National Federation	Implementation of sport and or programmes and projects	Yes, the Department has complied with S38 (1) of the PFMA	R600 000	R600 000	No applicable
46. Sport for Social Change Network	Recreational Bodies	Implementation of sport and or programmes and projects	Yes, the Department has complied with S38 (1) of the PFMA	R 800 000	None	<ul style="list-style-type: none"> Delays in the transfer of funds due to the delays in fulfilling compliance requirements resulting in rescheduling of the programmes
47. Sports Coaches Outreach (Score)	Sport and Recreation Non Governmental Body	Implementation of sport and or programmes and projects	Yes, the Department has complied with S38 (1) of the PFMA	R500 000	R500 000	Not applicable
48. Sports Trust	Sport and Recreation Non Governmental Body	Implementation of sport and or programmes and projects	Yes, the Department has complied with S38 (1) of the PFMA	R21 636 000	R21 636 000	<ul style="list-style-type: none"> The project are ongoing as some are sport infrastructure.
49. Squash	National Federation	Implementation of sport and or programmes and projects	Yes, the Department has complied with S38 (1) of the PFMA	R600 000	R352 401	<ul style="list-style-type: none"> One project R16 500 was not conducted by SWD R31 098.74 was as a result of savings on the allocated amounts for each project
50. Surfing	National Federation	Implementation of sport and or programmes and projects	Yes, the Department has complied with S38 (1) of the PFMA	R600 000	R600 000	Not applicable
51. Swimming	National Federation	Implementation of sport and or programmes and projects	Yes, the Department has complied with S38 (1) of the PFMA	R1 800 000	R641 919	<ul style="list-style-type: none"> Delays in the transfer of funds due to the delays in fulfilling compliance requirements therefore affecting the projects roll out schedule
52. Table Tennis	National Federation	Implementation of sport and or programmes and projects	Yes, the Department has complied with S38 (1) of the PFMA	R1 800 000	R1 112 000	<ul style="list-style-type: none"> Expenditure of an amount of R 230 000.00 to be diverted due to the PARA Championships this was rescheduled for end May 2015 The delivery of the schools equipment was delayed due to the verification of schools that must receive equipment And the final Capacity Building course held in April in Cape Town – Total amount R 658 000

NAME OF TRANSFEREE (SPORT OR RECREATION BODIES)	TYPE OF ORGANISATION	PURPOSE FOR WHICH THE FUNDS WERE USED	DID THE DEPT. COMPLY WITH S 38 (1) (J) OF THE PFMA	AMOUNT RECEIVED	AMOUNT SPENT BY THE ENTITY	REASONS FOR THE FUNDS UNSPENT BY THE ENTITY
53. Tennis	National Federation	Implementation of sport and or programmes and projects	Yes, the Department has complied with S38 (1) of the PFMA	R2 400 000	R2 400 000	Not applicable
54. Transplant Sports	National Federation	Implementation of sport and or programmes and projects	Yes, the Department has complied with S38 (1) of the PFMA	R100 000	R100 000	Not applicable
55. Triathlon	National Federation	Implementation of sport and or programmes and projects	Yes, the Department has complied with S38 (1) of the PFMA	R400 000	R284 000	<ul style="list-style-type: none"> Some project were rescheduled. An amount of R116 000 will spent before 30 June 2015
56. Tug-of-War	National Federation	Implementation of sport and or programmes and projects	Yes, the Department has complied with S38 (1) of the PFMA	R500 000	R500 000	Not applicable
57. Underwater Sport	National Federation	Implementation of sport and or programmes and projects	Yes, the Department has complied with S38 (1) of the PFMA	R400 000	R400 000	Not applicable
58. University Sport SA	National Federation	Implementation of sport and or programmes and projects	Yes, the Department has complied with S38 (1) of the PFMA	R1 500 000	R1 500 000	Not applicable
59. Volleyball	National Federation	Implementation of sport and or programmes and projects	Yes, the Department has complied with S38 (1) of the PFMA	R1 800 000	R1 000 000	<ul style="list-style-type: none"> Delays in the finalization of the School Sport plan between Volleyball SA and School Volleyball
60. Waterski	National Federation	Implementation of sport and or programmes and projects	Yes, the Department has complied with S38 (1) of the PFMA	R500 000	R366 689	<ul style="list-style-type: none"> Delays in the transfer of funds due to the delays in fulfilling compliance requirements therefore affecting the projects roll out schedule
61. Weightlifting	National Federation	Implementation of sport and or programmes and projects	Yes, the Department has complied with S38 (1) of the PFMA	R500 000	R381 546	<ul style="list-style-type: none"> Delays in the transfer of funds due to the delays in fulfilling compliance requirements therefore affecting the projects roll out schedule. African championships were cancelled due to the Ebola virus outbreak
62. Wrestling	National Federation	Implementation of sport and or programmes and projects	Yes, the Department has complied with S38 (1) of the PFMA	R500 000	R471 024	<ul style="list-style-type: none"> Camp was split in 3 and remaining Camp is 19 June to evaluate performance at African Championships and further assessment and testing SARS Customs and Duties delays in clearing therefore invoice received late.

6. CONDITIONAL GRANTS

6.1 Conditional grants and earmarked funds paid

The table below describes each of the conditional grants and earmarked funds paid by the Department.

Conditional Grant 1:

Department whom the grant has been transferred	All Provincial Sport & Recreation Departments
Purpose of the grant	To facilitate sport and recreation participation and empowerment in partnership with relevant stakeholders
Expected outputs of the grant	School sport supported Community sport and recreation participation
Actual outputs achieved	<ul style="list-style-type: none"> • 8 307 Learners (males, 4 165 and females, 4 142) • participated in the National Schools Sport Championship • 3 849 educators were trained • 1 580 schools and 887 hubs received equipment and attire • 381 permanent employment opportunities were created • 1 255 296 people from sport and recreation hubs, actively participated in sport and recreation activities • 3 746 athletes were supported through the sport academy system.
Amount per amended DORA (R'000)	R525, 632
Amount transferred (R'000)	R525, 632
Reasons if amount as per DORA not transferred	Not applicable
Amount spent by the Department (R'000)	R526, 725 (including roll-overs)
Reasons for the funds unspent by the entity	Awaiting final invoices
Monitoring mechanism by the transferring Department	Desk-Top Monitoring of monthly and quarterly reports. Monitoring visits to the Provinces two times a year for performance monitoring & verification, as well as financial auditing.

6.2 Conditional grants and earmarked funds received

The Department did not receive conditional grants and earmarked funds from another Department for the period 1 April 2014 to 31 March 2015.

7. DONOR FUNDS

7.1 Donor Funds Received

Donor assistance is received either in cash or in-kind. In this instance, the German Financial Cooperation through the **Financial Agreement of KFW** undertook to fund the Department for the Sport for Change programme, in cash.

Donor Fund: Sport for Change (SfC) Programme:

Name of donor	KFW, the German Development Bank
Full amount of the funding (R'000)	R55,400
Period of the commitment	2010 - August 2014 (extended to 31 March 2015).
Purpose of the funding	To use sports facilities as a catalyst for change, especially the behaviour of the youth in areas where the facilities are installed.
Expected outputs	Sport and recreation facilities installed in identified areas to benefit communities in their vicinity
Actual outputs achieved	82 facilities were built on 36 sites in 15 Municipalities. These facilities consisted of 46 multi-purpose courts, 25 football/rugby fields, and 11 play park/outdoor gyms.
Amount received in current period (R'000)	R27, 804
Amount spent by the Department (R'000)	R27, 233
Reasons for the funds unspent	There were various delays along the 2 nd phase of the project. The project involved lengthy but necessary community consultations. Municipalities that did not complete their projects as per the specifications were only paid for parts that they completed according to specifications.
Monitoring mechanism by the donor	Quarterly reports.

8. CAPITAL INVESTMENT

The Department was not involved in capital investment during the year under review.

SA Boxing in History



Dinga Thobela

Dinga Bongane Thobela, was a professional boxer in the Super Middleweight division.

Born: September 24, 1966 (age 48), Soweto, South Africa

Height: 5' 7"

Martial art: Boxing

Division: Super middleweight, Lightweight, Cruiserweight

BOXING FAST FACT

Dinga Thobela won three titles: the World Boxing Organisation and WBA lightweight titles, in September 1990 and June 1993 respectively, as well as the World Boxing Council middleweight title in September 2000.

Dinga Thobela's amateur career saw him win 80 times and lose just three bouts. His first professional fight pitted him against Quinton Ryan, a bout he won in four rounds. The slick-punching Thobela was held to a draw in his fourth fight, but proceeded to win 25 fights in a row over the next five years, registering 19 wins by knockout.

Dinga Thobela became the first South African to win a WBO belt when he beat Mauricio Aceves in 1990. He made two defences of his WBO junior lightweight title, relinquished it in 1991, and fought for the WBA version of the title, which he won in a rematch against Tony Lopez at Sun City in 1993. Their first encounter in Sacramento in the same year had been controversially declared a draw.

Nathaline Banie vs Raider Muleda

WOMEN'S BOXING FAST FACT

The first bout to go live on SABC Sport since the "Boxing is Back" initiative was launched in 2015 was the international featherweight six-rounder between female fighters Nathaline Banie from Ghana and Raider Muleda (in red shorts), who is from Limpopo.



ROUND

3



BOXING FAST FACT

It turns out that gloves do not lessen the force applied to the brain as it rattles inside the skull from a heavy blow. In fact, they make matters worse by adding 0,3kg (10oz) to the weight of the fist. A full-force punch, ungloved punch, to the head is comparable to being hit with a 5.4kg (12lb) padded wooden mallet travelling at 32kmh (20mph).

SRSA 2014 - 2015

GOVERNANCE

1.	Introduction	68
2.	Risk Management	68
3.	Fraud And Corruption	69
4.	Minimising Conflict Of Interest	70
5.	Code Of Conduct	71
6.	Health Safety And Environmental Issues	71
7.	Portfolio Committees	71
8.	Scopa Resolutions	72
9.	Prior Modifications To Audit Reports	72
10.	Internal Control Unit	72
11.	Internal Audit And Audit Committees	73
12.	Promotion Of Access To Information	74
13.	Audit Committee Report	75

BOXING FAST FACT

Boxing gloves come in Speed, Bag, Sparring and Professional fight gloves and each have their own uses. Competition gloves are laced up and then sealed with tape before the match. The tape is then signed by an official to ensure that it is not tampered with.



GOVERNANCE

1. INTRODUCTION

Commitment by the Department to maintain the highest standards of governance is fundamental to the management of public finances and resources. Users want assurance that the Department has good governance structures in place to effectively, efficiently and economically utilize the state resources, which is funded by the tax payer.

Philip "No Deal" Holiday

WELTERWEIGHT CHAMPION

BORN: 23 MARCH 1970
 BENONI, SOUTH AFRICA
 TOTAL FIGHTS: 47
 WINS: 39
 WINS BY KO: 22
 LOSSES: 7
 DRAWS: 1
 NO CONTESTS: 0

2. RISK MANAGEMENT

2.1 Nature of risk management

The Department of Sport and Recreation South Africa has adopted an enterprise risk management approach. This means a process effected by employees at every level of the organisation, applied in strategy setting and across the organisation, designed to identify potential events that may affect the organisation, and manage risks to be within its risk appetite, to provide reasonable assurance regarding the achievement of the organisation's objectives.

The Department has developed an enterprise risk management framework and policy, which guides the process of identifying and managing risks and is being reviewed regularly to ensure that it remains current and relevant. Management has developed an annual risk management implementation plan which was endorsed, noted and approved by the Risk Management Committee, Audit Committee and the Accounting Officer respectively.

Every employee within SRSA has a role to play in ensuring effective implementation of its enterprise risk management framework and policy as well as related management of risks. The details of the roles and responsibilities for each category of employees are outlined in the approved enterprise risk management framework and policy. Risk Management has been incorporated into the performance agreements and work plans of all Senior Managers and forms part of their key performance areas.



BOXING FAST FACT

Philip Holiday began his professional career on 18 April 1991, scoring a technical knockout against Timothy Kabene in the second round.



2.2 Risk management strategies to identify risks and manage the risks

The Department has adopted a formal approach of identifying and managing risks. Risk identification is detailed in the Department's risk identification and assessment methodology approved by the Accounting Officer.

Risks are identified at both strategic and operational levels. To this end, risks at the strategic level are linked to the goals, objectives and programmes, while the operational risks are linked to the operational objectives of the directorates.

With regard to management of risks, the Department has developed and approved the combined assurance framework which outlines the various lines of defence or available assurance providers of the Department. A combined assurance plan has been developed, approved, monitored and reviewed on a quarterly basis through the Risk Management Committee and Audit Committee.

The Department has established different reporting structures, where risks are properly managed, monitored, reviewed and reported. The structural configurations are as follows:

- a. Quarterly Status Review Meetings and Risk Management, where all (operational and Strategic) risks are reported and reviewed accordingly.
- b. Audit Committee, where all significant risks (top ten) are monitored and reviewed through the quarterly report from the Chairperson of the Risk Management Committee. The Audit Committee has as its sub-committee, the Risk Management Committee, which has an Independent Chairperson from outside the public service.
- c. Risk Management Committee, where all significant risks (top ten) are monitored and reviewed.
- d. Accounting Officer, where all risks management activities of the Department as per the risk management implementation plan including the significant risks are reported through the bi-annual Risk Management Committee report.
- e. Executive Authority, where the significant risks and risk management activities are reported through the bi-annual Audit Committee report.

2.3 Risk assessments

This is a systematic process to quantify or qualify the level of risk exposure associated with a specific threat or event that SRSA is faced with and to decide on risk treatment strategies available to the Department. Risks are assessed on the basis of the

likelihood of such risk occurring and the impact of its occurrence on the particular objective/s (strategic or operational). The assessment is performed at the inherent risks level in the absence of controls and at the residual risks level in cases where there are internal controls.

Management has developed a risk identification and assessment methodology which aims to outline the processes of risk assessment within the Department and the rating thereof. Risks are assessed regularly through the formalised and inclusive workshop-based approach which is supplemented by the analysis of the expert report (AGSA, Internal audit etc) and historical data analysis. The results of the risks assessment is formally documented in the risks register and captured in the risk management system. Further management actions or treatment plans are developed for key risks (significant risks) which are reviewed and monitored on a quarterly basis in the relevant structures. The risks treatment or action plans for key or significant risks are time-bound and allocated to certain individuals at the high management level for implementation and reporting purposes.

The Audit Committee of SRSA monitors and reviews the top ten significant risks facing the Department on a quarterly basis. The Committee in its bi-annual reporting to the Executive Authority, reports in addition to the progress made by management in mitigating the aforesaid significant risks, on its oversight responsibility of risk management activity of the Department.

The Risk Management Committee reports to the Audit Committee meeting through its Chairperson and vice-versa. The Risk Management Committee also reports bi-annually to the Accounting Officer on the activities of risk management of the Department.

3. FRAUD AND CORRUPTION

The Department's Fraud Prevention Plan was developed and approved. The plan forms part of Anti-Fraud and Corruption Policy. The Plan was reviewed during the 2014/2015 financial year, and it was presented to the Management Committee (MANCO) for consideration and deliberation. The purpose of the plan is to list and discuss several fraud prevention initiatives which the Department would initiate to actively prevent fraud, create a fraud-free environment and to empower its employees to assist in the active fight against fraud and corruption.

The Fraud Prevention Plan encompasses the following key aspects:

- a. Training
- b. Marketing
- c. Supplier awareness and database
- d. Reporting of corruption
- e. Disclosure of gifts
- f. Fraud disclosure
- g. Staff vetting
- h. Suggestion and fraud disclosure box and
- i. Proactive fraud auditing
- j. Post mortem (i.e. reviewing of past fraud cases to prevent recurrence of similar cases).

The Fraud Prevention Plan was not fully implemented within the Department. This was as a result of the fraud and corruption function being transferred to the Internal Audit and Risk Management Directorate with no additional resources. During the year under review, Internal Audit and Risk Management Directorate was short-staffed, thus contributing towards this Directorate's failure to deliver effectively on the function of fraud and corruption. The Department is undergoing an organisational review, which will once completed, enable the Department to better implement the NSRP and among others, improve its governance capacity. The proposed organisational structure makes provision for a position of Deputy Director: Fraud Risk Management and Assistant Director: Fraud and Corruption. These officials will report to the Director: Internal Audit and Risk Management.

- The Department has a Gift Policy and the Gift Register in place. The gifts provided are in terms of promotional materials procured as part of departmental projects promotion. The responsibility of dealing with the disclosure of gifts is located at the Directorate: Communication and Information Services.
- In terms of fraud disclosure, the Fraud Prevention plan states that evidence of fraudulent activities must be reported to Security Management; but as at the end of the reporting period, this position was vacant. Reports received are being dealt with by Auxiliary Services on an ad-hoc basis.
- In terms of reporting of fraud, the Department utilises the hotline of the public service. All stakeholders in the Department, including employees, suppliers, sponsors, sporting federations, funding recipients and general public, use this hotline to report fraud and related activities.
- Alleged fraud is either reported through the hotline, in which case it is forwarded by the

Public Service Commission (PSC) to SRSA, who investigate the case and report back to the PSC, or alternatively it is lodged directly with the Department, in which case, it is investigated internally or externally through official service providers like forensic auditors or by law enforcement agencies such as the SAPS or SIU.

- Actions taken in cases where through either internal or external investigations it is determined that further action is necessary, varies depending on the circumstances and severity of the fraud and may include internal disciplinary processes or laying of formal criminal charges being laid with SAPS.

4. MINIMISING CONFLICT OF INTEREST

In terms of the Financial Disclosure Framework set forth by the Department of Public Service and Administration (DPSA) all Senior Management Service (SMS) members must disclose their financial interests by the 30th of April every year. During the year under review, all SMS members complied and the information was submitted to the Public Service Commission. With regards to recruitment of human resources, the panel members are required to complete declaration forms on their relationship with the candidates that are to be interviewed.

In terms of the Code of Conduct for Supply Chain Management Practitioners, all supply chain practitioners are provided with a code of conduct and they sign to declare their understanding of such a code. The code obligates all SCM practitioners to the extent required by their position, to declare any business, commercial and financial interests or activities undertaken for financial gain that may raise possible conflict of interest. The practitioners are also warned against taking improper advantage of their previous office after leaving their official position. The code also highlight the danger of SCM practitioners placing themselves under any financial or other obligation to outside individuals or organisations that might seek to influence them in the performance of their official duties. Bid Evaluation/Adjudication Committees or Teams (BEC/BAC) are required to sign a declaration form on their relationship with the bidders whose bids are to be considered.

5. CODE OF CONDUCT

The Code of Conduct for Supply Chain Management Practitioners, obligates the Bid Evaluation/Adjudication Teams to regulate supply chain management on behalf of the institution in an honest, fair, impartial, transparent, cost-effective and accountable manner in accordance with accounting officer's/authority's directives/delegated powers. Disciplinary action is taken when the code of conduct is breached.

6. HEALTH SAFETY AND ENVIRONMENTAL ISSUES

The safety and health of staff and visitors is of paramount importance to Sport and Recreation South Africa. In addition, SRSA acknowledges the role it has to play with regard to caring for the environment.

The departmental Safety, Health and Environment (SHE) Committee, with representation from nominated staff and from organised labour, has been established and while the Committee is functioning, the efficacy of the Committee was severely challenged during the period under review. This was mainly because of vacancies in some key positions; but also because of non-attendance or poor attendance of meetings. These issues are set to be effectively addressed during 2015/16.

Despite the above challenges, the Chairperson of this Committee reported issues, progress and concerns directly to the Management Committee (MANCO) as well as to the Risk Management Committee.

The Department continued to play a role in the Inner City policing Forum as well as the Security Managers Forum convened by the State Security Agency.

A total of five security breaches were reported and all protocol was observed. Three of these were effectively resolved after internal investigations.

The other two are still being investigated by the SA Police Service.

The Department had only one building evacuation practice run during the year mainly due to the reasons as explained above. Another evacuation exercise is planned for the first quarter of 2015/16.

The reviewed departmental OHS Policy and Procedures was finally adopted at the Departmental Bargaining Chamber (DBC) and is being implemented.

The Department is working hard at forging an amicable relationship with the new landlord after ownership of Regent Place changed during the latter part of 2014. This new relationship is already bearing fruits since an agreement has been reached on a number of health, safety and environmental issues. One of those is the revamping of the lifts in the Regent Place Building. The project is already underway, while some other combined projects or initiatives are in the pipeline.

7. PORTFOLIO COMMITTEES

7.1 Members of the Portfolio Committee

- Ms BN Dlulane - Chairperson
- Ms BL Abrahams
- Ms BJ Dlomo
- Ms DP Manana
- Mr SG Mmusi
- Mr SM Ralegoma
- Mr D Bergman
- Mr MS Malatsi
- Mr PG Moteka
- Mr LM Ntshayisa
- Mr MS Mabika
- Mr KP Sithole
- Mr MLW Filtane.

7.2 Portfolio Committee meetings

DATE	PURPOSE	AREAS OF RISK	IMPLEMENTATION PLAN / ACTIONS UNDERTAKEN BY SRSA
28 January 2014	<ul style="list-style-type: none"> • Eminent Persons Group (EPG) on its work and findings on Transformation • Netball SA on its programme of action, development programmes, governance and transformation initiatives • Briefing on the Geographical Information System, the National Facilities Plan and updated norms and standards • Action plans for addressing the Auditor-General's findings with regard to the SA Institute for Drug-free Sport (SAIDS). 	None	N/A

DATE	PURPOSE	AREAS OF RISK	IMPLEMENTATION PLAN / ACTIONS UNDERTAKEN BY SRSA
11 February 2014	Meeting with Cricket South Africa and the South African Football Association.	None	N/A
25 February 2014	SA Sports Confederation and Olympic Committee (Sascoc) briefing: <ul style="list-style-type: none"> • Status of Athletics SA • Application of the 3% of the conditional grant (for sports councils) allocated by SRSA to SASCOG • Co-operation with SRSA • Progress made w.r.t. preparation for 2014 Commonwealth Games in Glasgow. Athletics SA briefing: <ul style="list-style-type: none"> • Governance and state of affairs within the federation w.r.t. HR, Development, Turnaround strategy • Financial status • Progress made w.r.t. preparation for 2014 Commonwealth Games 	None	N/A
1 July 2014	To present Strategic Plan and the APP - SAIDS, BSA, SASCOG and SALGA were also invited	None	N/A
08 July 2014	<ul style="list-style-type: none"> • Sector and legacy analysis with regard to Sport and Recreation in South Africa (Content Advisor) • Sport and Recreation SA - Presentation of Annual Performance Plan Deliberation on and consideration of Sport and Recreation SA Budget Vote Report. 	None	N/A
14 Oct 2014	<ul style="list-style-type: none"> • Deliberation on AG input • SRSA - presentation of annual report and financial statements. 	None	N/A
11 November 2014	Briefing on Transformation Charter and Eminent Person's report.	None	N/A
15 March 2015	<ul style="list-style-type: none"> • Strategic Plan 2015-2020 • Annual Performance Plan 2015-2016 • Progress Report on the filling of posts. 		

7.3 NCOP

DATE	PURPOSE	AREAS OF RISK	IMPLEMENTATION PLAN / ACTIONS UNDERTAKEN BY SRSA
5 February 2014	Annual Report to the NCOP	None	N/A
29 July 2014	Budget Speech Vote	None	N/A
19 November 2014	The Select Committee on Education and Recreation briefing by the Department of Sport and Recreation on the 2013/2014 Annual Report.	None	N/A

8. SCOPA RESOLUTIONS

There were no resolutions taken by SCOPA regarding the Department during the year under review.

9. PRIOR MODIFICATIONS TO AUDIT REPORTS

Progress made in clearing / resolving qualification, disclaimer, adverse opinion and matters of non-compliance: Not Applicable.

10. INTERNAL CONTROL UNIT

Sport and Recreation South Africa introduced a process of internal control to provide a reasonable assurance regarding the achievement of the objectives set for the Department relating to operations, reporting and compliance.

Although the Department currently does not have the Internal Control Unit responsible for the internal controls, all the processes relating to internal control are addressed by the Department, and they are aligned

to the five elements of COSO framework, which are control environment, control activities, risk assessment, information and communication and monitoring. The Department has adopted the public services code of conduct. A circular on work ethics was developed and circulated to all the employees to share with them, issues around work ethics. Adherence to this code of conduct is the responsibility of management and non-adherence to the code of conduct by the employees is dealt with through the labour relations unit.

The Department has reviewed all its policies and procedures during the year under review. These are the policies and procedures, which guide all the processes within the Department. The Department has a unit of Risk Management which is a sub-directorate of the Internal Audit Directorate. This unit assists the Department in conducting the risk assessment for risks that face the Department, which might have an impact in the Department achieving its set objectives. The risk assessment is performed at a strategic level and at an operational level.

The Department has strategic risk registers and operational risk registers. The risk registers are monitored and reported on a quarterly basis

at a Management Committee Meeting, Risk Management Committee Meeting and Audit Committee Meeting. The Department makes use of circulars, emails, staff forums and management committee meetings to communicate some of the information to employees. Over and above this, the Department has Internal Audit Directorate which evaluates the adequacy and effectiveness of the system of internal controls which are put in place by management. Auditor-General South Africa on a quarterly basis issues out the Key Control Dashboard which assesses the control environment of SRSA.

Where controls are sufficient in preventing risks from occurring, the internal audit tests the adherence to the control policies and procedures for effectiveness, and reports on the non adherence for management's consideration. The Department is undergoing an organisational review where it has reviewed the current organisational structure. The proposed organisational structure makes a provision for the position of the Internal Control at a Director level, which will be reporting to the Chief Financial Officer.

11. INTERNAL AUDIT AND AUDIT COMMITTEES

The table below discloses relevant information on the audit committee members:

NAME	QUALIFICATIONS	INTERNAL/ EXTERNAL	POSITION IN SRSA	DATE APPOINTED	DATE RESIGNED	MEETINGS ATTENDED
Mr. Humphrey Molemoeng	Chartered Accountant	External Member	N/A	01 August 2013	N/A	05
Ms Nonhlanhla Khumalo	Masters in Business Administration	External Member	N/A	01 August 2013		04
Mr. Phumlani Zwane	Chartered Accountant	External Member	N/A	01 August 2013	N/A	05
Mr. Bryant Mongezi Mbulelo Madliwa	Chartered Accountant	External Member	N/A	01 August 2013	N/A	05
Mr. William Elias Huma	Masters of Laws (LLM); Doctor of Laws (LLD)	External Member	N/A	01 August 2013	N/A	01
Ms Zandile Matilda Kabini	B Com Hon in Informatics	External Member	N/A	01 August 2013	N/A	03

The Internal Audit Directorate of Sport and Recreation South Africa is an independent, objective assurance and consulting activity which adds value and improves the operations of the Department. It helps the Department in accomplishing its set objectives by instituting a systematic, disciplined approach in evaluating and improving the effectiveness of governance processes, risk management and internal control. The Internal

Audit Directorate with its staff complement of six (6) officials functioned effectively during the year under review.

The Chief Audit Executive of the Department reports administratively to the Director-General and functionally to the Audit Committee. Internal Audit during the year under review developed a three-year strategic internal audit plan and

annual operational internal audit plan based on the results of the risk assessment. These plans were recommended by the Director-General and approved by the Audit Committee. The Internal Audit Directorate reports the progress on the audits performed and progress on the approved internal audit plans to the Management and to the Audit Committee on a quarterly basis. Management ensures that comments relating to all the findings raised by the internal audit, are provided and action plans to address those findings are implemented.

The Internal Audit Directorate operates within the terms of reference which were approved by the Audit Committee. The Audit Committee of SRSA is the governance committee charged with the oversight role over the governance processes, risk management and controls, the internal and external audit functions, quality of the Department's financial reports and performance (non-financial reports). The Audit Committee of the Department consists of five (5) external members, following the resignation of one member. These members were appointed by the Director-General in consultation with the Minister.

The activities of the Audit Committee are outlined in their terms of reference approved by the Minister. The Audit Committee performs the following key activities but not limited to them: Internal Auditing; External Auditing; Financial statements; Compliance; Internal Controls; Performance information; Financial Reporting; Combined Assurance.

Bi-annually, the Audit Committee reports in writing, to the Minister via the Director-General, on their activities and fulfilment of their roles and responsibilities as well as on the issues that need the Minister's immediate attention.

As per the approved internal audit annual operational plan, during the year under review, the Internal Audit Directorate performed work relating to: Asset Management; Contract management, Demand Management, Compliance with SASREA; Late payment of service providers; MPAT Audit Review; DoRA Transfers to Provinces; Boxing South Africa Internal Audit review; AGSA follow-up audit; Quarterly financial statement review; Quarterly audit of performance information and Ad-hoc Management requests.

12. PROMOTION OF ACCESS TO INFORMATION

The Department reviewed its Promotion of Access to Information Act (PAIA) Section 14 Manual and the Section 15 Notice, which was also gazetted as required. In addition, Section 32 Report was compiled and submitted to the SA Human Rights Commission.



Gabisile "Simply the Best" Tshabalala

SUPER BANTAMWEIGHT CHAMPION

EVERTON, SOUTH AFRICA
 TOTAL FIGHTS: 11
 WINS: 9
 WINS BY KO: 0
 LOSSES: 1
 DRAWS: 1
 NO CONTESTS: 0

13. AUDIT COMMITTEE

REPORT

The Audit Committee is pleased to present our report for the financial year ended 31 March 2015.

Audit Committee Responsibility

The Audit Committee reports that it has complied with its responsibilities arising from Section 38 (1) (a) (ii) of the Public Finance Management Act and Treasury Regulation 3.1.13. The Audit Committee also reports that it has adopted appropriate formal terms of reference as its Audit Committee Charter, has regulated its affairs in compliance with this charter and has discharged all its responsibilities as contained therein, except that we have not reviewed changes in accounting policies and practices.

The Effectiveness of Internal Control

The Audit Committee's review of the findings of the internal audit work, which was based on the risk assessments conducted in the Department revealed certain weaknesses, which were then raised with the Department.

Internal Audit function has performed the following work in line with the approved internal audit annual operational plan:

- Asset Management
- Contract Management
- Demand management
- Late payment of service providers
- DoRA Transfers to Provinces
- Boxing South Africa Internal Audit review
- Quarterly financial statement review
- Quarterly audit of performance information
- Annual Financial Statement Review.
- Annual Report Review
- Recruitment and Selection Process
- Compliance with SASREA
- MPAT Review
- Adhoc Management and Audit Requests.

BOXING FAST FACT

Women's boxing was included in the Olympics for the first time in London during the summer of 2012.

In-Year Management and Monthly/Quarterly Report

The Department has been reporting on a monthly and quarterly basis to the National Treasury as is required by the PFMA. The quarterly financial reports were also presented to the Audit Committee.

The Audit Committee reviewed the annual report of the Department to verify whether it is in line with the guidelines issued by the National Treasury and also to verify the accuracy of the performance information reported in this annual report. Although we were provided with the information late, the Audit Committee reviewed this information and is satisfied that the performance information reported by the Department is accurate.

Evaluation of Financial Statements

The Audit Committee has reviewed the annual financial statements prepared by the Department and report that these financial statements were prepared in accordance with the guidelines issued by the National Treasury.

Auditor-General's Report

We have reviewed the Department's implementation plan for audit issues raised in the prior year and we are satisfied that the Department has put more effort in improving the internal control environment. A recurrence of few similar audit findings was identified by the Auditor-General South Africa during the year under review.

The Audit Committee has reviewed and accepts the opinion of the Auditor-General South Africa. The Audit Committee concurs and accepts the conclusions of the Auditor-General South Africa on the annual financial statements and is of the opinion that the audited annual financial statements be accepted and read together with the report of the Auditor-General South Africa.



MR HUMPHREY M MOLEMOENG
CHAIRPERSON OF THE AUDIT COMMITTEE
SPORT AND RECREATION SOUTH AFRICA
31 MAY 2015

ROUND

4



BOXING FAST FACT

A chessboxing fight consists of 11 rounds: 6 rounds of chess and 5 rounds of boxing. Each round lasts three minutes, regardless of whether it involves chess or boxing. Players alternate between a round of chess and a round of boxing until one is declared winner either by checkmate, knockout, or technical stoppage, popular in Germany, Great Britain, India and Russia.

SRSA 2014 - 2015

HUMAN RESOURCE MANAGEMENT

1.	Legislature that Govern HR Management	78
2.	Introduction	78
4.	Human Resources Oversight Statistics	81



BOXING RING

The boxing ring measures between 16 feet by 16 feet and 24 feet by 24 feet. A ring is the right place to test oneself to see if you have learned your skills.

1. LEGISLATURE THAT GOVERNS

HR MANAGEMENT

The information provided in this part is prescribed by the Public Service Regulations (Chapter 1, Part III J.3 and J.4).

2. INTRODUCTION

2.1 The value of human capital in the Department

78

Social, economic, and technological changes have become a constant in our society and our world. Just as they have in the private sector, these changes inevitably affect the way government must approach its work. Although the management challenges facing leaders in the public and private sectors often differ significantly, leaders in both areas are becoming acutely aware of how much they rely on their human capital to achieve results.

SRSA must, for example, become more competitive in attracting new employees with critical skills, especially in the core functions; create the kinds of performance incentives and training programs that motivate and empower employees; and build management-labour relationships that are based on common interests and the public trust.

Modern human capital policies and practices offer government a means to improve its economy, efficiency, and effectiveness to better serve the public. As the nation's largest employer, the Public Service in general, and SRSA in particular, is expected to take the initiative on human capital and seize the opportunity to lead by example.

BOXING FAST FACT

Between 1927 and 2001, 35 South African fighters won a total of 49 world boxing titles. The number of South African world champions peaked in the 1990s. The country had six world champions in 1995, five the following year and six in 1997.



2.2 Overview of HR matters at the Department

The Department has evaluated its Human Resources (HR) in line with its desire to implement the National Sport and Recreation Plan (NSRP). It is evident that the current structure of the Department is inadequate and inappropriate in some areas to fully implement the NSRP. Whilst the organisational review process is ongoing, the Department has initiated a number of initiatives to assign its employees to certain key areas. One intervention is the Director-General's appointment of task teams. The process of organisational review has taken longer than anticipated and as a result of a number of resignations and departmental transfers, the Department had to review its position not to fill any vacancies during the review process. Posts were advertised internally with a view to allow upward mobility to qualifying staff.

The status of human resources in the Department:

- SRSA embarked on a rigorous recruitment drive and managed to fill 33 positions during the year under review.

Human resource priorities for the year under review and the impact of these:

- SRSA initiated and finalised all positions on its proposed structure through executive meetings and engagements with the Department of Public Service and Administration. It is foreseen that these proposals and final engagements will be conducted during the 2015/ 2016 financial year with relevant stakeholders to speed up the process to have a final revised structure.

Workforce planning and key strategies to attract and recruit a skilled and capable workforce:

- The alignment of SRSA's current structure will ensure the actualisation of the National Sport and Recreation Plan.

Employee performance management:

- Performance moderations conducted during the year under review ensured that all staff on salary levels 5 – 13 were assessed and compensated. However, SRSA still faces a major challenge in finalising the performance moderations of SMS members on Levels 14. This is because the Department has only one DDG and having a panel of outsiders, often proves challenging due to unavailability.

Employee wellness programmes:

- Attempts are made to continuously improve the employee wellness initiatives within SRSA.

Achievements and challenges faced by the department, as well as future human resource plans /goals:

- SRSA submitted its first draft on the proposed structure to the MPSA for concurrence. It is foreseen that this process would be concluded during the next financial year.

SRSA also managed to submit a Human Resource Plan for the year under review to the MPSA before the due date.

2.3 Set HR priorities for the year under review and the impact of these priorities

- To improve the turnaround times on positions filled
 - Ensuring that the strategic objectives of the Department are met.
- Number of policies developed and implemented
 - Adherence and compliance to Government policies and prescripts.
- Number of people trained
 - A skilled and competent workforce.
- Number of Health and Wellness programmes
 - Healthy and conducive working environment for SRSA employees.

2.4 Workforce planning framework and key strategies to attract and recruit a skilled and capable workforce

In order to position the organisation for success, Departments have been engaged in workforce planning. Corporately, three key directions have been identified to assist government in managing the workforce changes. They include:

- Building our Potential
- Strengthening our Competitiveness
- Renewing our Workplace.

The purpose of this exercise was to ensure that our workforce and strategic objectives were aligned to guarantee the delivery of quality programs and services to the public, and that the planning would assist in positioning the public service for the future. Through a collaborative process, SRSA will need to develop its own workforce plan, which will outline the critical strategic issues for the next 3 – 5 years as well as proposed strategies to address those issues.

To better compete in the global market, SRSA will need to create and implement corporate strategies to promote itself as a “preferred employer” –

investing in progressive Human Resource policies and programs with the goal of building a high-performing organisation of engaged people, and fostering and creating a work environment where people want to work, not where they have to work.

Retention and attraction in today's changing labour market requires government to look at the key drivers that are important to employers and potential employees. Examples of these include offering employees:

- a. Diversified and Challenging Work
- b. Advancement Opportunities
- c. Access to Continuous Learning
- d. Opportunities for Personal and Professional Growth
- e. An Inclusive Workplace
- f. Ongoing Recognition of Contributions to the Organisation (Task Teams).

2.5 Employee performance management framework

The Employee Performance Management and Development System (EPMDS) and Performance Management and Development System (PMDS) are currently in use for employees on salary levels 5 – 12 and Senior Management Service (SMS) members in SRSA.

Both systems aim to achieve:

- a. consideration of the desired outputs – the delivery of work required, which is
- b. emphasised in the setting of objectives and;
- c. looking at the necessary inputs – the knowledge, skills, training and resources needed, which are considered in the appraisal and reviewing of the progress that was made.

The responsibilities listed in a post's job description become the 'key accountabilities' in a performance management system. These are, therefore timeless - not changing unless the job itself changes and should relate to outputs – looking at "what" is required and not at "how" and "when" e.g. management of resources, what financial systems are involved etc.

From this list of accountabilities, objectives should be set indicating the achievements expected from the post holder over a set time. These objectives, which should be agreed between management and the post holder, should be:

- a. relevant to the fulfillment of an accountability
- b. time-bound (setting a suitable time-scale)
- c. measurable and assessable
- d. challenging yet achievable (the idea being to encourage staff and not to make the objectives beyond reach).

It is important in setting objectives, however, to:

- a. balance short-term and long-term objectives (it is easy to over-emphasize the short-term and ignore the long-term)
- b. balance volume against quality – a reasonable limit should be kept on expected achievements for any one year - not all accountabilities have to have objectives set each year
- c. balance objectives that are totally individual with those achieved as part of a team (e.g. Task Teams)
- d. assess all objectives and not just those that are easily measured.

Objectives will either be:

Quantitative objectives – including numbers, money and time and therefore, relatively specific, clear and easy to measure or

Qualitative objectives – which will be more subjective but still needing some means of assessment.

Unexpected situations e.g. staff shortages, can affect the agreed objectives. Objectives should be monitored on a regular basis so that any unexpected situations can be identified and their impact on the objectives assessed. If necessary, agreed changes can then be made to the objectives so that they remain realistic.

The full review of objectives should be planned and prepared for. The meeting should be a dialogue between employee and supervisor with a full assessment of achievements and identification of the reasons for either under or over performance. The information obtained at this meeting will assist in the preparation of suitable objectives for the next year.

AIBA TECHNICAL RULES - WIN BY TECHNICAL KNOCKOUT INJURY

If a Boxer, in the opinion of the Referee, becomes incapable of continuing to compete because of an injury sustained not from punches, the Bout will be stopped and the opponent will be declared the winner of the Bout by TKO-I.



2.6 Policy Development

2.6.1 Achievements

SRSA has finalised the drafting of its new organisational structure and negotiations are still underway with the Department of Public Service and Administration and organised labour to phase the project in over a period of three (3) years.

2.6.2 Challenges faced by the Department

The biggest challenge experienced by the Department during this period was the prolonged process in the finalisation of the organisational review.

2.6.3 Future HR plans / goals

- Alignment of the HR strategy and plan with SRSA strategy.
- Skills audit for SRSA's proposed organisational structure.
- Matching and placing of staff for SRSA's proposed organisational structure.
- Change management initiatives.

- Up-skilling/ training of employees in terms of the Workplace Skills Plan and each individual's Personal Development Plan.
- Filling of vacant positions.

The information contained in this part of the annual report has been prescribed by the Minister for the Public Service and Administration for all departments in the public service.

3. HUMAN RESOURCES OVERSIGHT STATISTICS

3.1 Personnel related expenditure

The following tables summarises the final audited personnel related expenditure by programme and by salary bands. In particular, it provides an indication of the following:

- amount spent on personnel
- amount spent on salaries, overtime, homeowner's allowances and medical aid.

Table 3.1.1 Personnel expenditure by programme for the period 1 April 2014 to 31 March 2015

PROGRAMME	TOTAL EXPENDITURE (R'000)	PERSONNEL EXPENDITURE (R'000)	TRAINING EXPENDITURE (R'000)	PROFESSIONAL AND SPECIAL SERVICES EXPENDITURE (R'000)	PERSONNEL EXPENDITURE AS A % OF TOTAL EXPENDITURE	AVERAGE PERSONNEL COST PER EMPLOYEE (R'000)
Administration	105,152	59,685	540	2,397	56.8%	
Active Nation	624,767	7,350	2,737	11,652	1.2%	378
Winning Nation	83,109	2,604	149	6,169	3.1%	260
Sport Support	148,861	10,475	542	4,183	7.0%	650
Infrastructure Support	4,936	2,262	0	1,973	45.8%	565
Total	966,825	82,376	3,968	26,374	8.5%	482

Table 3.1.2 Personnel costs by salary band for the period 1 April 2014 to 31 March 2015

SALARY BAND	PERSONNEL EXPENDITURE (R'000)	% OF TOTAL PERSONNEL COST	NO. OF EMPLOYEES	AVERAGE PERSONNEL COST PER EMPLOYEE (R'000)
Lower skilled (Levels 1-2)	Information per level not available			
Skilled (level 3-5)	Information per level not available			
Highly skilled production (levels 6-8)	Information per level not available			
Highly skilled supervision (levels 9-12)	Information per level not available			
Senior and Top management (levels 13-16)	Information per level not available			
Total	Information per level not available			

AIBA TECHNICAL RULES – WIN BY DISQUALIFICATION – DSQ

If a Boxer is disqualified for a foul or for any other reason, the opponent will be declared the winner of the Bout by DSQ.



Table 3.1.3 Salaries, Overtime, Home Owners Allowance and Medical Aid by programme for the period 1 April 2014 to 31 March 2015

PROGRAMME	SALARIES		OVERTIME		HOME OWNERS ALLOWANCE		MEDICAL AID	
	AMOUNT (R'000)	SALARIES AS A % OF PERSONNEL COSTS	AMOUNT (R'000)	OVERTIME AS A % OF PERSONNEL COSTS	AMOUNT (R'000)	HOA AS A % OF PERSONNEL COSTS	AMOUNT (R'000)	MEDICAL AID AS A % OF PERSONNEL COSTS
Administration	39,902	66.9%	83	0.1%	808	1.4%	1,439	2.4%
Active Nation	4,707	69.3%	19	0.3%	124	1.8%	199	2.9%
Winning Nation	1,526	58.6%	3	0.1%	105	4.0%	88	3.4%
Sport Support	7,803	70.7%	21	0.2%	231	2.1%	321	2.9%
Infrastructure Support	1,502	66.5%	3	0.1%	62	2.7%	42	1.8%
Total	55,440	332%	129	0.8%	1,330	12%	2,089	13.4%

Table 3.1.4 Salaries, Overtime, Home Owners Allowance and Medical Aid by salary band for the period 1 April 2014 to 31 March 2015

SALARY BAND	SALARIES		OVERTIME		HOME OWNERS ALLOWANCE		MEDICAL AID	
	AMOUNT (R'000)	SALARIES AS A % OF PERSONNEL COSTS	AMOUNT (R'000)	OVERTIME AS A % OF PERSONNEL COSTS	AMOUNT (R'000)	HOA AS A % OF PERSONNEL COSTS	AMOUNT (R'000)	MEDICAL AID AS A % OF PERSONNEL COSTS
Skilled (level 1-2)	Information per level not available							
Skilled (level 3-5)	Information per level not available							
Highly skilled production (levels 6-8)	Information per level not available							
Highly skilled supervision (levels 9-12)	Information per level not available							
Senior management (level 13-16)	Information per level not available							
Total	Information per level not available							

3.2 Employment and Vacancies

The tables in this section summarise the position with regard to employment and vacancies.

The following tables summarise the number of posts on the establishment, the number of employees, the vacancy rate, and whether there are any staff that are additional to the establishment.

This information is presented in terms of three key variables:

- programme
- salary band
- critical occupations (see definition in notes below).

Departments have identified critical occupations that need to be monitored. In terms of current regulations, it is possible to create a post on the establishment that can be occupied by more than one employee. Therefore, the vacancy rate reflects the percentage of posts that are not filled.

AIBA TECHNICAL RULES - WIN BY TECHNICAL KNOCKOUT INJURY

If a Boxer is disqualified for Unsportsmanlike Behavior (such as hurting a Referee, Judge, Supervisors, Team Official, or other), the opponent will be declared the winner of the Bout by Disqualification for Unsportsmanlike Behavior (DQB). The Boxer will be subject to sanctions determined by the AIBA Disciplinary Commission in accordance with the AIBA Disciplinary Code.



Table 3.2.1 Employment and vacancies by programme as on 31 March 2015

PROGRAMME	NUMBER OF POSTS ON APPROVED ESTABLISHMENT	NUMBER OF POSTS FILLED	VACANCY RATE	NUMBER OF EMPLOYEES ADDITIONAL TO THE ESTABLISHMENT
Administration	175	122	53	7
Active Nation	24	18	6	2
Winning Nation	18	10	8	4
Sport Support	19	17	2	3
Infrastructure Support	7	4	3	1
Total	243	171	72	17

** Excluding two (2) Ministers and two (2) Special Advisors.*

Table 3.2.2 Employment and vacancies by salary band as on 31 March 2015

SALARY BAND	NUMBER OF POSTS ON APPROVED ESTABLISHMENT	NUMBER OF POSTS FILLED	VACANCY RATE	NUMBER OF EMPLOYEES ADDITIONAL TO THE ESTABLISHMENT
Lower skilled (1-2)	0	0	0	0
Skilled(3-5)	65	38	27	8
Highly skilled production (6-8)	59	46	13	4
Highly skilled supervision (9-12)	88	64	24	4
Senior management (13-16)	31	23	8	1
Total	243	171	72	17

Table 3.2.3 Employment and vacancies by critical occupations as on 31 March 2015

CRITICAL OCCUPATION	NUMBER OF POSTS ON APPROVED ESTABLISHMENT	NUMBER OF POSTS FILLED	VACANCY RATE	NUMBER OF EMPLOYEES ADDITIONAL TO THE ESTABLISHMENT
Director General	1	1	0	0
Chief Operations Officer	1	1	0	0
Senior Managers	29	21	8	1
Total	31	23	8	1

** Excluding two (2) Ministers and two (2) Special Advisors.*

Notes

- The CORE classification, as prescribed by the DPSA, was used for completion of this table.
- Critical occupations are defined as occupations or sub-categories within an occupation –
 - a. in which there is a scarcity of qualified and experienced persons currently or anticipated in the future, either because such skilled persons are not available or they are available but do not meet the applicable employment criteria;
 - b. for which persons require advanced knowledge in a specified subject area or science or learning field and such knowledge is acquired by a prolonged course or study and/or specialised instruction;
 - c. where the inherent nature of the occupation requires consistent exercise of discretion and is predominantly intellectual in nature; and
 - d. in respect of which a department experiences a high degree of difficulty to recruit or retain the services of employees.

AIBA TECHNICAL RULES – WIN BY WALKOVER – WO

If a Boxer is present in the ring fully attired and ready to box and the opposing Boxer fails to appear in the ring after being announced and a maximum period of one minute has elapsed after the bell has been sounded, the Referee will declare the present Boxer to be the winner by WO.



3.3 Filling of SMS Posts

The tables in this section provide information on employment and vacancies as it relates to members of the Senior Management Service by salary level. It also provides information on advertising and filling of SMS posts, reasons for not complying with prescribed timeframes and disciplinary steps taken.

Table 3.3.1 SMS post information as on 31 March 2015

SMS LEVEL	TOTAL NUMBER OF FUNDED SMS POSTS	TOTAL NUMBER OF SMS POSTS FILLED	% OF SMS POSTS FILLED	TOTAL NUMBER OF SMS POSTS VACANT	% OF SMS POSTS VACANT
Director-General/ Head of Department	1	1	43%	0	0%
Salary Level 16	0	0	0%	0	0%
Salary Level 15	1	1	4.3%	0	0%
Salary Level 14	7	6	26%	1	12.5%
Salary Level 13	22	15	65.2%	7	87.5%
Total	31	23	100%	8	100%

* Excluding two (2) Ministers and two (2) Special Advisors.

Table 3.3.2 SMS post information as on 30 September 2014

SMS LEVEL	TOTAL NUMBER OF FUNDED SMS POSTS	TOTAL NUMBER OF SMS POSTS FILLED	% OF SMS POSTS FILLED	TOTAL NUMBER OF SMS POSTS VACANT	% OF SMS POSTS VACANT
Director-General/ Head of Department	1	1	4.5%	0	0%
Salary Level 16	0	0	0%	0	0%
Salary Level 15	1	1	4.5%	0	0%
Salary Level 14	7	6	27.2%	1	11.1%
Salary Level 13	22	14	63.6%	8	88.8%
Total	31	22	100%	9	100%

* Excluding two (2) Ministers and two (2) Special Advisors.

Table 3.3.3 Advertising and filling of SMS posts for the period 1 April 2014 to 31 March 2015

SMS LEVEL	TOTAL NUMBER OF FUNDED SMS POSTS	TOTAL NUMBER OF SMS POSTS FILLED	% OF SMS POSTS FILLED	TOTAL NUMBER OF SMS POSTS VACANT	% OF SMS POSTS VACANT
Director-General/ Head of Department	1	1	3.2%	0	0%
Salary Level 16	0	0	0%	0	0%
Salary Level 15	1	1	3.2%	0	0%
Salary Level 14	7	6	19.3%	1	3.2%
Salary Level 13	22	15	48.3%	7	22.5%
Total	31	23	74.1%	8	25.7%

* Excluding two (2) Ministers and two (2) Special Advisors.

Table 3.3.4 Reasons for not having complied with the filling of funded vacant SMS - Advertised within 6 months and filled within 12 months after becoming vacant for the period 1 April 2014 to 31 March 2015

REASONS FOR VACANCIES NOT ADVERTISED WITHIN SIX MONTHS/ REASONS FOR VACANCIES NOT FILLED WITHIN SIX MONTHS
Organisational review process was undertaken and the Department committed to completing this process before filling posts. However, the process took longer than anticipated due to the consultations with organised labour and the DPSA. The Department thereafter resolved to lift the moratorium and start to fill all posts.

Notes

- In terms of the Public Service Regulations Chapter 1, Part VII C.1A.3, departments must indicate good cause or reason for not having complied with the filling of SMS posts within the prescribed timeframes.

WOMEN'S BOXING FAST FACTS

Although the first female boxing match took place in 1876, women were prohibited from boxing by most major organisations and licensing bureaus until the late 1980s.



Table 3.3.5 Disciplinary steps taken for not complying with the prescribed timeframes for filling SMS posts within 12 months for the period 1 April 2014 to 31 March 2015

REASONS FOR VACANCIES NOT ADVERTISED WITHIN SIX MONTHS/ REASONS FOR VACANCIES NOT FILLED WITHIN SIX MONTHS
N/A

Notes

- In terms of the Public Service Regulations Chapter 1, Part VII C.1A.2, departments must indicate good cause or reason for not having complied with the filling of SMS posts within the prescribed timeframes. In the event of non-compliance with this regulation, the relevant executive authority or head of department must take appropriate disciplinary steps in terms of section 16A (1) or (2) of the Public Service Act.

3.4 Job Evaluation

Within a nationally determined framework, executing authorities may evaluate or re-evaluate any job in his or her organisation. In terms of the Regulations all vacancies on salary levels 9 and higher must be evaluated before they are filled. The following table summarises the number of jobs that were evaluated during the year under review. The table also provides statistics on the number of posts that were upgraded or downgraded.

Table 3.4.1 Job Evaluation by Salary band for the period 1 April 2014 to 31 March 2015

SALARY BAND	NUMBER OF POSTS ON APPROVED ESTABLISHMENT	NUMBER OF JOBS EVALUATED	% OF POSTS EVALUATED BY SALARY BANDS	POSTS UPGRADED		POSTS DOWNGRADED	
				NUMBER	% OF POSTS EVALUATED	NUMBER	% OF POSTS EVALUATED
Lower Skilled (Levels 1-2)	0	0	0%	0	0%	0	0%
Skilled (Levels 3-5)	65	0	0%	0	0%	0	0%
Highly skilled production (Levels 6-8)	59	0	0%	0	0%	0	0%
Highly skilled supervision (Levels 9-12)	88	0	0%	0	0%	0	0%
Senior Management Service Band A	22	1	0%	0	0%	0	0%
Senior Management Service Band B	7	0	0%	0	0%	0	0%
Senior Management Service Band C	1	0	0%	0	0%	0	0%
Senior Management Service Band D	1	0	0%	0	0%	0	0%
Total	243	1	0%	0	0%	0	0%

The following table provides a summary of the number of employees whose positions were upgraded due to their post being upgraded. The number of employees might differ from the number of posts upgraded since not all employees are automatically absorbed into the new posts and some of the posts upgraded could also be vacant.

Table 3.4.2 Profile of employees whose positions were upgraded due to their posts being upgraded for the period 1 April 2014 to 31 March 2015

GENDER	AFRICAN	ASIAN	COLOURED	WHITE	TOTAL
Female	2	0	1	0	3
Male	0	0	0	0	0
Total	2	0	1	0	3

Employees with a disability	0
-----------------------------	----------

The following table summarises the number of cases where remuneration bands exceeded the grade determined by job evaluation. Reasons for the deviation are provided in each case.

AIBA TECHNICAL RULES – WIN BY TECHNICAL KNOCKOUT INJURY

If a Boxer, in the opinion of the Referee, is unfit to continue because of a sustained or increased injury from correct punches, the Bout will be stopped and the opponent will be declared the winner of the Bout by TKO-I.



Table 3.4.3 Employees with salary levels higher than those determined by job evaluation by occupation for the period 1 April 2014 to 31 March 2015

OCCUPATION	NUMBER OF EMPLOYEES	JOB EVALUATION LEVEL	REMUNERATION LEVEL	REASON FOR DEVIATION
Deputy Director	1	11	12	Transferred to SRSA in terms of Public Service Act, Section 15.
Total number of employees whose salaries exceeded the level determined by job evaluation				1
Percentage of total employed				0.5%

The following table summarises the beneficiaries of the above in terms of race, gender, and disability.

Table 3.4.4 Profile of employees who have salary levels higher than those determined by job evaluation for the period 1 April 2014 to 31 March 2015

GENDER	AFRICAN	ASIAN	COLOURED	WHITE	TOTAL
Female	1	0	0	0	1
Male	0	0	0	0	0
Total	1	0	0	0	1

Employees with a disability	0	0	0	0	0
-----------------------------	---	---	---	---	---

Notes

- If there were no cases where the salary levels were higher than those determined by job evaluation, keep the heading and replace the table with the following:

Total number of Employees whose salaries exceeded the grades determine by job evaluation	None
--	------

3.5 Employment Changes

This section provides information on changes in employment over the financial year. Turnover rates provide an indication of trends in the employment profile of the department. The following tables provide a summary of turnover rates by salary band and critical occupations (see definition in notes below).

Table 3.5.1 Annual turnover rates by salary band for the period 1 April 2014 to 31 March 2015

SALARY BAND	NUMBER OF EMPLOYEES AT BEGINNING OF PERIOD-1 APRIL 2014	APPOINTMENTS AND TRANSFERS INTO THE DEPARTMENT	TERMINATIONS AND TRANSFERS OUT OF THE DEPARTMENT	TURNOVER RATE
Lower skilled (Levels 1-2)	0	0	0	0%
Skilled (Levels3-5)	30	5	1	13.3%
Highly skilled production (Levels 6-8)	42	10	2	19%
Highly skilled supervision (Levels 9-12)	60	10	8	3.3%
Senior Management Service Bands A	14	5	6	-7.1%
Senior Management Service Bands B	6	1	1	0%
Senior Management Service Bands C	1	0	0	0%
Senior Management Service Bands D	1	0	0	0%
Contracts	17	2	4	11.7%
Total	171	33	22	6.4%

Table 3.5.2 Annual turnover rates by critical occupation for the period 1 April 2014 to 31 March 2015

CRITICAL OCCUPATION	NUMBER OF EMPLOYEES AT BEGINNING OF PERIOD-APRIL 2014	APPOINTMENTS AND TRANSFERS INTO THE DEPARTMENT	TERMINATIONS AND TRANSFERS OUT OF THE DEPARTMENT	TURNOVER RATE
Director General	1	0	0	0
Chief Operations Officer	1	0	0	0
Senior Managers	20	6	7	-5%
TOTAL	22	6	7	-4.5%

Notes

- The CORE classification, as prescribed by the DPSA, was used for completion of this table.
- Critical occupations are defined as occupations or sub-categories within an occupation –
 - a. in which there is a scarcity of qualified and experienced persons currently or anticipated in the future, either because such skilled persons are not available or they are available but do not meet the applicable employment criteria;
 - b. for which persons require advanced knowledge in a specified subject area or science or learning field and such knowledge is acquired by a prolonged course or study and/or specialised instruction;
 - c. where the inherent nature of the occupation requires consistent exercise of discretion and is predominantly intellectual in nature; and
 - d. in respect of which a department experiences a high degree of difficulty to recruit or retain the services of employees.

The table below identifies the major reasons why staff left the department.

Table 3.5.3 Reasons why staff left the department for the period 1 April 2014 to 31 March 2015

TERMINATION TYPE	NUMBER	% OF TOTAL RESIGNATIONS
Death	0	0
Resignation	9	40.9%
Expiry of contract	2	9.0%
Dismissal – operational changes	0	0%
Dismissal – misconduct	2	9.0%
Dismissal – inefficiency	0	0
Discharged due to ill-health	1	4.5%
Retirement	0	0%
Transfer to other Public Service Departments	8	36.3%
Other	0	0%
Total	22	100%
Total number of employees who left as a % of total employment	22	13.7%

Table 3.5.4 Promotions by critical occupation for the period 1 April 2014 to 31 March 2015

OCCUPATION	EMPLOYEES 1 APRIL 2014	PROMOTIONS TO ANOTHER SALARY LEVEL	SALARY LEVEL PROMOTIONS AS A % OF EMPLOYEES BY OCCUPATION	PROGRESSIONS TO ANOTHER NOTCH WITHIN A SALARY LEVEL	NOTCH PROGRESSION AS A % OF EMPLOYEES BY OCCUPATION
Director General	1	0	0%	0	0
Chief Operations Officer	1	0	0%	0	0
Senior Managers	20	0	0%	0	0
TOTAL	22	0	0%	0	0

Table 3.5.5 Promotions by salary band for the period 1 April 2014 to 31 March 2015

SALARY BAND	EMPLOYEES 1 APRIL 2014	PROMOTIONS TO ANOTHER SALARY LEVEL	SALARY BANDS PROMOTIONS AS A % OF EMPLOYEES BY SALARY LEVEL	PROGRESSIONS TO ANOTHER NOTCH WITHIN A SALARY LEVEL	NOTCH PROGRESSION AS A % OF EMPLOYEES BY SALARY BANDS
Lower skilled (Levels 1-2)	0	0	0%	0	0%
Skilled (Levels3-5)	38	0	0%	0	0%
Highly skilled production (Levels 6-8)	46	5	10.8%	0	0%
Highly skilled supervision (Levels 9-12)	64	2	3.1%	0	0%
Senior Management (Level 13-16)	23	0	0%	0	0%
Total	171	7	4%	0	0%

3.7 Signing of Performance Agreements by SMS Members

All members of the SMS must conclude and sign performance agreements within specific timeframes. Information regarding the signing of performance agreements by SMS members, the reasons for not complying within the prescribed timeframes and disciplinary steps taken is presented here.

Table 3.7.1 Signing of Performance Agreements by SMS members as on 31 August 2014

SMS LEVEL	TOTAL NUMBER OF FUNDED SMS POSTS	TOTAL NUMBER OF SMS MEMBERS	TOTAL NUMBER OF SIGNED PERFORMANCE AGREEMENTS	SIGNED PERFORMANCE AGREEMENTS AS % OF TOTAL NUMBER OF SMS MEMBERS
Director-General/ Head of Department	1	1	1	4.4%
Salary Level 16	0	0	0	0%
Salary Level 15	1	1	1	4.4%
Salary Level 14	7	6	5	21.7%
Salary Level 13	22	15	14	60.8%
Total	31	23	21	91.3%

Table 3.7.2 Reasons for not having concluded Performance agreements for all SMS members as on 31 August 2014

REASONS
The Performance Agreements of two (2) Senior Management Service members were still being negotiated with the Executive Authority and could therefore not be concluded on the due date (31 August 2014).

Table 3.7.3 Disciplinary steps taken against SMS members for not having concluded Performance agreements as on 31 August 2014

REASONS
None.

Notes

- The reporting date in the heading of this table should be aligned with that of Table 3.7.1.

3.8 Performance Rewards

To encourage good performance, the department has granted the following performance rewards during the year under review. The information is presented in terms of race, gender, disability, salary bands and critical occupations (see definition in notes below).

Table 3.8.1 Performance Rewards by race, gender and disability for the period 1 April 2014 to 31 March 2015

RACE AND GENDER	BENEFICIARY PROFILE			COST	
	NUMBER OF BENEFICIARIES	NUMBER OF EMPLOYEES	% OF TOTAL WITHIN GROUP	COST (R'000)	AVERAGE COST PER EMPLOYEE
African					
Male	62	3	4.8%	15	5
Female	80	7	8.7%	68	9.7
Asian					
Male	1	0	0%	0	0
Female	1	0	0%	0	0
Coloured					
Male	3	0	0%	0	0
Female	4	1	25%	43	43
White					
Male	10	0	0%	0	0
Female	10	1	10%	86	86
Total	171	12	7%	212	17.6

* One (1) official was granted performance bonuses for two (2) assessment periods (2013/ 2014 and 2014/ 2015) during the financial year.

Table 3.8.2 Performance Rewards by salary band for personnel below Senior Management Service for the period 1 April 2014 to 31 March 2015

SALARY BAND	BENEFICIARY PROFILE			COST		TOTAL COST AS A % OF THE TOTAL PERSONNEL EXPENDITURE
	NUMBER OF BENEFICIARIES	NUMBER OF EMPLOYEES	% OF TOTAL WITHIN SALARY BANDS	TOTAL COST (R'000)	AVERAGE COST PER EMPLOYEE	
Lower Skilled (Levels 1-2)	0	0	0%	0	0	0%
Skilled (level 3-5)	38	7	18.4%	67	9.5	0.1%
Highly skilled production (level 6-8)	46	0	0%	0	0	0%
Highly skilled supervision (level 9-12)	64	4	6.2%	165	41.2	0.1%
Total	148	11	7.4%	232	21	0.2%

Table 3.8.3 Performance Rewards by critical occupation for the period 1 April 2014 to 31 March 2015

CRITICAL OCCUPATION	BENEFICIARY PROFILE			COST	
	NUMBER OF BENEFICIARIES	NUMBER OF EMPLOYEES	% OF TOTAL WITHIN OCCUPATION	TOTAL COST (R'000)	AVERAGE COST PER EMPLOYEE
Director General	1	0	0%	0	0
Chief Operations Officer	1	0	0%	0	0
Senior Managers	21	1	4.7%	10	10
Total	23	1	4.3%	10	10

Notes

- The CORE classification, as prescribed by the DPSA, was used for completion of this table.
- Critical occupations are defined as occupations or sub-categories within an occupation –
 - a. in which there is a scarcity of qualified and experienced persons currently or anticipated in the future, either because such skilled persons are not available or they are available but do not meet the applicable employment criteria;
 - b. for which persons require advanced knowledge in a specified subject area or science or learning field and such knowledge is acquired by a prolonged course or study and/or specialised instruction;
 - c. where the inherent nature of the occupation requires consistent exercise of discretion and is predominantly intellectual in nature; and
 - d. in respect of which a department experiences a high degree of difficulty to recruit or retain the services of employees;

Table 3.8.4 Performance related rewards (cash bonus), by salary band for Senior Management Service for the period 1 April 2014 to 31 March 2015

SALARY BAND	BENEFICIARY PROFILE			COST		TOTAL COST AS A % OF THE TOTAL PERSONNEL EXPENDITURE
	NUMBER OF BENEFICIARIES	NUMBER OF EMPLOYEES	% OF TOTAL WITHIN SALARY BANDS	TOTAL COST (R'000)	AVERAGE COST PER EMPLOYEE	
Band A	15	1	6.6%	10	10	0.1%
Band B	6	0	0%	0	0	0
Band C	1	0	0%	0	0	0
Band D	1	0	0%	0	0	0
Total	23	1	4.3%	10	10	0.1%

WOMEN'S BOXING FAST FACTS - BOXING LICENSES

In 1975, Caroline Svendsen receives a boxing license in the United States in the state of Nevada, and has a sanctioned boxing match in a scheduled four-rounder in Virginia City, Nevada. In 1976, boxer Pat Pineda s the first woman to be licensed in the California; and in 1978, after an on-going lawsuit in the state of New York, three high-profile women boxers, Cathy "Cat" Davis, Jackie Tonawanda, and Marian "Lady Tyger" Trimiar receive their boxing licenses. There are many women who had received first-time licenses during this period, but these particular historical licensing events initiate a flurry of publicity that in turn encouraged other women to join the sport. (WBAN has found that the first boxing license to be issued was in 1923 to boxer Jeanne La Mar.



3.9 Foreign Workers

The tables below summarise the employment of foreign nationals in the department in terms of salary band and major occupation.

Table 3.9.1 Foreign workers by salary band for the period 1 April 2014 to 31 March 2015

Salary band	01 April 2014		31 March 2015		Change	
	Number	% of total	Number	% of total	Number	% Change
Lower skilled	0	0	0	0	0	0
Highly skilled production (Lev. 6-8)	0	0	0	0	0	0
Highly skilled supervision (Lev. 9-12)	0	0	0	0	0	0
Contract (level 9-12)	0	0	0	0	0	0
Contract (level 13-16)	0	0	0	0	0	0
Total	0	0	0	0	0	0

Table 3.9.2 Foreign workers by major occupation for the period 1 April 2014 to 31 March 2015

MAJOR OCCUPATION	01 APRIL 2014		31 MARCH 2015		CHANGE	
	NUMBER	% OF TOTAL	NUMBER	% OF TOTAL	NUMBER	% CHANGE
Not applicable						

3.10 Leave utilisation

The Public Service Commission identified the need for careful monitoring of sick leave within the public service. The following tables provide an indication of the use of sick leave and disability leave. In both cases, the estimated cost of the leave is also provided.

Table 3.10.1 Sick leave for the period 1 January 2014 to 31 December 2014

SALARY BAND	TOTAL DAYS	% DAYS WITH MEDICAL CERTIFICATION	NUMBER OF EMPLOYEES USING SICK LEAVE	% OF TOTAL EMPLOYEES USING SICK LEAVE	AVERAGE DAYS PER EMPLOYEE	ESTIMATED COST (R'000)
Lower Skills (Level 1-2)	0	0%	0	0%	0	0
Skilled (levels 3-5)	229	80.3%	35	27.1%	6.5	155
Highly skilled production (levels 6-8)	259	77.2%	32	24.8%	8	273
Highly skilled supervision (levels 9-12)	404	80.6%	49	37.9%	8.2	759
Top and Senior management (levels 13-16)	71	81.6%	13	10.0%	5.4	243
Total	963	79.7%	129	100%	7.4	1430

Table 3.10.2 Disability leave (temporary and permanent) for the period 1 January 2014 to 31 December 2014

SALARY BAND	TOTAL DAYS	% DAYS WITH MEDICAL CERTIFICATION	NUMBER OF EMPLOYEES USING DISABILITY LEAVE	% OF TOTAL EMPLOYEES USING DISABILITY LEAVE	AVERAGE DAYS PER EMPLOYEE	ESTIMATED COST (R'000)
Lower skilled (Levels 1-2)	0	0	0	0	0	0
Skilled (Levels 3-5)	0	0	0	0	0	0
Highly skilled production (Levels 6-8)	39	100%	2	33.3%	19.5	34
Highly skilled supervision (Levels 9-12)	251	100%	4	66.6%	62.75	577
Senior management (Levels 13-16)	0	100%	0	0	0	0
Total	290	100%	6	100%	82.25	611

* Stockpile cases excluded.

The table below summarises the utilisation of annual leave. The wage agreement concluded with trade unions in the PSCBC in 2000 requires management of annual leave to prevent high levels of accrued leave being paid at the time of termination of service.

Table 3.10.3 Annual Leave for the period 1 January 2014 to 31 December 2015

Salary band	Total days taken	Number of Employees using annual leave	Average per employee
Lower skilled (Levels 1-2)	0	0	0
Skilled Levels 3-5)	645	38	17
Highly skilled production (Levels 6-8)	878	46	19
Highly skilled supervision(Levels 9-12)	1490	64	23
Senior management (Levels 13-16)	406	23	18
Total	3419	171	20

Table 3.10.4 Capped leave for the period 1 January 2014 to 31 December 2015

SALARY BAND	TOTAL DAYS OF CAPPED LEAVE TAKEN	NUMBER OF EMPLOYEES USING CAPPED LEAVE	AVERAGE NUMBER OF DAYS TAKEN PER EMPLOYEE	AVERAGE CAPPED LEAVE PER EMPLOYEE AS ON 31 MARCH 2015
Lower skilled (Levels 1-2)	0	0	0	0
Skilled Levels 3-5)	0	0	0	0
Highly skilled production (Levels 6-8)	0	0	0	0
Highly skilled supervision(Levels 9-12)	2	2	1	24
Senior management (Levels 13-16)	0	0	0	0
Total	2	2	1	24

93

The following table summarise payments made to employees as a result of leave that was not taken.

Table 3.10.5 Leave payouts for the period 1 April 2014 to 31 March 2015

REASON	TOTAL AMOUNT (R'000)	NUMBER OF EMPLOYEES	AVERAGE PER EMPLOYEE (R'000)
Leave payout for 2014/2015 due to non-utilisation of leave for the previous cycle	512	14	37
Capped leave payouts on termination of service for 2014/2015	0	0	0
Current leave payout on termination of service for 2014/2015	298	7	43
Total	810	21	39

3.11 HIV/AIDS & Health Promotion Programmes

Table 3.11.1 Steps taken to reduce the risk of occupational exposure

UNITS/CATEGORIES OF EMPLOYEES IDENTIFIED TO BE AT HIGH RISK OF CONTRACTING HIV & RELATED DISEASES (IF ANY)	KEY STEPS TAKEN TO REDUCE THE RISK
None	

Table 3.11.2 Details of Health Promotion and HIV/AIDS Programmes (tick the applicable boxes and provide the required information)

QUESTION	YES	NO	DETAILS, IF YES
1. Has the department designated a member of the SMS to implement the provisions contained in Part VI E of Chapter 1 of the Public Service Regulations, 2001? If so, provide her/his name and position.	X		Mr Daniel Mabulane. He is a Senior Manager of Human Resource Management.
2. Does the department have a dedicated unit or has it designated specific staff members to promote the health and well-being of your employees? If so, indicate the number of employees who are involved in this task and the annual budget that is available for this purpose.	X		The number of employees currently is one. He is a Deputy Director of Employee health and Wellness. The unit does not have a specific budget allocated to it therefore the HRM budget is utilized for this purpose.



QUESTION	YES	NO	DETAILS, IF YES
3. Has the department introduced an Employee Assistance or Health Promotion Programme for your employees? If so, indicate the key elements/services of this Programme.	X		The department observes the Health Calendar issued by the Department of Health. It raises awareness through the health campaigns relevant to the health day/week/month. In the main it focuses on HIV/AIDS and TB management and other chronic diseases.
4. Has the department established (a) committee(s) as contemplated in Part VI E.5 (e) of Chapter 1 of the Public Service Regulations, 2001? If so, please provide the names of the members of the committee and the stakeholder(s) that they represent.		X	
5. Has the department reviewed its employment policies and practices to ensure that these do not unfairly discriminate against employees on the basis of their HIV status? If so, list the employment policies/practices so reviewed.	X		Currently three policies have been tabled for discussion at the DBC forum and these policies are, HIV, AIDS and TB Policy, Health Productivity and Management Policy, and Wellness Management Policy
6. Has the department introduced measures to protect HIV-positive employees or those perceived to be HIV-positive from discrimination? If so, list the key elements of these measures.	X		The department does not require any employee to disclose his or her HIV /AIDS status. Employees are encouraged to participate on HIV Counselling and Testing. The department gives support to any employee who has voluntary disclosed their HIV status.
7. Does the department encourage its employees to undergo Voluntary Counselling and Testing? If so, list the results that you have you achieved.	X		<ul style="list-style-type: none"> In 2013 GEMS informed the department that when they did the HCT only two employees out of the total number that tested only two employees were found to be positive.
8. Has the department developed measures/indicators to monitor & evaluate the impact of its health promotion programme? If so, list these measures/indicators.		X	

3.12 Labour Relations

Table 3.12.1 Collective agreements for the period 1 April 2014 to 31 March 2015

Total number of Collective agreements	None
---------------------------------------	------

The following table summarises the outcome of disciplinary hearings conducted within the department for the year under review.

Table 3.12.2 Misconduct and disciplinary hearings finalised for the period 1 April 2014 to 31 March 2015

OUTCOMES OF DISCIPLINARY HEARINGS	NUMBER	% OF TOTAL
Correctional counselling	0	0%
Verbal warning	0	0%
Written warning	0	0%
Final written warning	0	0%
Suspended without pay	0	0%
Fine	0	0%
Demotion	0	0%
Dismissal	1	100%
Not guilty	0	0%
Case withdrawn	0	0%
Total	1	100%

Total number of disciplinary hearings finalised	None
---	------

Table 3.12.3 Types of misconduct addressed at disciplinary hearings for the period 1 April 2014 to 31 March 2015

TYPE OF MISCONDUCT	NUMBER	% OF TOTAL
Gross Dishonesty and Fraud and Corruption	1	100%
Total	1	100%

Table 3.12.4 Grievances logged for the period 1 April 2014 to 31 March 2015

GRIEVANCES	NUMBER	% OF TOTAL
Number of grievances resolved	0	0%
Number of grievances not resolved	0	0%
Total number of grievances lodged	0	0%

Table 3.12.5 Disputes logged with Councils for the period 1 April 2014 to 31 March 2015

DISPUTES	NUMBER	% OF TOTAL
Number of disputes upheld	0	0%
Number of disputes dismissed	1	100%
Total number of disputes lodged	1	100%

Table 3.12.6 Strike actions for the period 1 April 2014 to 31 March 2015

Total number of persons working days lost	0
Total costs working days lost	0
Amount recovered as a result of no work no pay (R'000)	0

Table 3.12.7 Precautionary suspensions for the period 1 April 2014 to 31 March 2015

Number of people suspended	2
Number of people who's suspension exceeded 30 days	2
Average number of days suspended	83
Cost of suspension(R'000)	139

3.13 Skills development

This section highlights the efforts of the department with regard to skills development.

Table 3.13.1 Training needs identified for the period 1 April 2014 to 31 March 2015

OCCUPATIONAL CATEGORY	GENDER	NUMBER OF EMPLOYEES AS AT 1 APRIL 2014	TRAINING NEEDS IDENTIFIED AT START OF THE REPORTING PERIOD			
			LEARNERSHIPS	SKILLS PROGRAMMES & OTHER SHORT COURSES	OTHER FORMS OF TRAINING	TOTAL
Legislators, senior officials and managers	Female	20	0	16	5	21
	Male	35	0	17	2	19
Professionals	Female	0	0	0	0	0
	Male	3	0	2	0	2
Technicians and associate professionals	Female	23	0	18	3	21
	Male	14	0	8	5	49
Clerks	Female	42	10	34	4	25
	Male	25	4	17	0	0
Service and sales workers	Female	0	0	0	0	0
	Male	0	0	0	0	0
Skilled agriculture and fishery workers	Female	0	0	0	0	0
	Male	0	0	0	0	0
Craft and related trades workers	Female	0	0	0	0	0
	Male	0	0	0	0	0
Plant and machine operators and assemblers	Female	0	0	0	0	0
	Male	0	0	0	0	0
Elementary occupations	Female	0	0	0	0	0
	Male	0	0	0	0	0
Sub Total	Female	85	10	68	13	91
	Male	77	4	44	6	54
Total		162	14	112	19	145

Table 3.13.2 Training provided for the period 1 April 2014 to 31 March 2015

OCCUPATIONAL CATEGORY	GENDER	NUMBER OF EMPLOYEES AS AT 1 APRIL 2014	TRAINING PROVIDED WITHIN THE REPORTING PERIOD			
			LEARNERSHIPS	SKILLS PROGRAMMES & OTHER SHORT COURSES	OTHER FORMS OF TRAINING	TOTAL
Legislators, senior officials and managers	Female	20	0	15	5	20
	Male	35	0	18	2	20
Professionals	Female	0	0	0	0	0
	Male	3	0	3	0	3
Technicians and associate professionals	Female	23	0	13	3	16
	Male	14	0	9	5	9
Clerks	Female	42	10	34	4	49
	Male	25	4	22	0	30
Service and sales workers	Female	0	0	0	0	0
	Male	0	0	0	0	0
Skilled agriculture and fishery workers	Female	0	0	0	0	0
	Male	0	0	0	0	0
Craft and related trades workers	Female	0	0	0	0	0
	Male	0	0	0	0	0
Plant and machine operators and assemblers	Female	0	0	0	0	0
	Male	0	0	0	0	0
Elementary occupations	Female	0	0	0	0	0
	Male	0	0	0	0	0
Sub Total	Female	85	10	62	13	85
	Male	77	4	52	6	62
Total		162	14	114	19	147

3.14 Injury on duty

The following tables provide basic information on injury on duty.

Table 3.14.1 Injury on duty for the period 1 April 2014 to 31 March 2015

NATURE OF INJURY ON DUTY	NUMBER	% OF TOTAL
Required basic medical attention only	0	0
Temporary Total Disablement	0	0
Permanent Disablement	0	0
Fatal	0	0
Total	0	0

3.15 Utilisation of Consultants

The following tables relate information on the utilisation of consultants in the department. In terms of the Public Service Regulations "consultant" means a natural or juristic person or a partnership who or which provides in terms of a specific contract on an ad hoc basis any of the following professional services to a department against remuneration received from any source:

- The rendering of expert advice;
- The drafting of proposals for the execution of specific tasks; and
- The execution of a specific task which is of a technical or intellectual nature, but excludes an employee of a department.

BOXING FAST FACTS

Dennis Adams never lost his Empire flyweight title in the ring. He was deposed as champion on May 31, 1961 when South Africa became a republic. One result was that SA boxers were no longer eligible to hold or fight for British Commonwealth titles.



Table 3.15.1 Report on consultant appointments using appropriated funds for the period 1 April 2014 to 31 March 2015

PROJECT TITLE	TOTAL NUMBER OF CONSULTANTS THAT WORKED ON PROJECT	DURATION (WORK DAYS)	CONTRACT VALUE IN RAND
Not applicable			

TOTAL NUMBER OF PROJECTS	TOTAL INDIVIDUAL CONSULTANTS	TOTAL DURATION WORK DAYS	TOTAL CONTRACT VALUE IN RAND
Not applicable			

Table 3.15.2 Analysis of consultant appointments using appropriated funds, in terms of Historically Disadvantaged Individuals (HDIs) for the period 1 April 2014 to 31 March 2015

PROJECT TITLE	PERCENTAGE OWNERSHIP BY HDI GROUPS	PERCENTAGE MANAGEMENT BY HDI GROUPS	NUMBER OF CONSULTANTS FROM HDI GROUPS THAT WORK ON THE PROJECT
Not applicable			

Table 3.15.3 Report on consultant appointments using Donor funds for the period 1 April 2014 to 31 March 2015

PROJECT TITLE	TOTAL NUMBER OF CONSULTANTS THAT WORKED ON PROJECT	DURATION (WORK DAYS)	DONOR AND CONTRACT VALUE IN RAND
Not applicable			

TOTAL NUMBER OF PROJECTS	TOTAL INDIVIDUAL CONSULTANTS	TOTAL DURATION WORK DAYS	TOTAL CONTRACT VALUE IN RAND
Not applicable			

Table 3.15.4 Analysis of consultant appointments using Donor funds, in terms of Historically Disadvantaged Individuals (HDIs) for the period 1 April 2014 to 31 March 2015

PROJECT TITLE	PERCENTAGE OWNERSHIP BY HDI GROUPS	PERCENTAGE MANAGEMENT BY HDI GROUPS	NUMBER OF CONSULTANTS FROM HDI GROUPS THAT WORK ON THE PROJECT
Not applicable			

3.16 Severance Packages

Table 3.16.1 Granting of employee initiated severance packages for the period 1 April 2014 to 31 March 2015

SALARY BAND	NUMBER OF APPLICATIONS RECEIVED	NUMBER OF APPLICATIONS REFERRED TO THE MPSA	NUMBER OF APPLICATIONS SUPPORTED BY MPSA	NUMBER OF PACKAGES APPROVED BY DEPARTMENT
Lower skilled (Levels 1-2)	0	0	0	0
Skilled Levels 3-5)	0	0	0	0
Highly skilled production (Levels 6-8)	0	0	0	0
Highly skilled supervision (Levels 9-12)	0	0	0	0
Senior management (Levels 13-16)	0	0	0	0
Total	0	0	0	0

WOMEN'S BOXING FAST FACTS

At the New York Hills theater in 1876, the first female boxing match within the United States occurred—a fight between Nell Saunders and Rose Harland.



ROUND

5



BOXING FAST FACT

Given the fact that Sugar Ray is one of the greatest of all time, it is quite frankly unthinkable that he would ever back down from a fight.

The Hall of Famer pulled out of a fight because he had a dream that he was going to kill his opponent in the ring. Funny things those dreams, aren't they?

After a priest and minister convinced Robinson to fight, his dream sadly came true.

On June 25, 1947 Robinson dominated Doyle and scored a decisive knockout in the eighth round that knocked Doyle unconscious and resulted in his death later that night.

SRSA 2014 - 2015

ANNUAL FINANCIAL STATEMENTS

Report of the Auditor-General	
Appropriation Statement	3
Notes to the Appropriation Statement	37
Statement of Financial Performance	40
Statement of Financial Position	42
Statement of Changes in Net Assets	44
Cash Flow Statement	45
Accounting policies	46
Notes to the Annual Financial Statements	46
Annexures	84

BOXING HEAVY BAG



The heavy bag has a different purpose to the speed ball. It is designed to give a boxer punching power. Power punches are not the result of being able to lift heavy weights and having a strong chest and arms. Power punches are thrown with your entire body. Boxers use their lower body, core muscles and upper body to throw power punches, and the heavy bag is designed to help boxers achieve this.



AUDITOR-GENERAL'S

REPORT

TO PARLIAMENT ON VOTE NO. 20


DEPARTMENT OF SPORT AND RECREATION SOUTH AFRICA

REPORT ON THE FINANCIAL STATEMENTS

Introduction

1. I have audited the financial statements of the Department of Sport and Recreation set out on pages 103-171, which comprise the appropriation statement, the statement of financial position as at 31 March 2015, the statement of financial performance, statement of changes in net assets, and cash flow statement for the year then ended, as well as the notes, comprising a summary of significant accounting policies and other explanatory information.

BOXING FAST FACT



Look, Ma! No bare hands! Boxing gloves were first used in 1818, according to a report in a French publication on October 9 that year. The journalist wrote: "Yesterday a great exhibition was made by English boxers. The two champions were built like Hercules and were naked to the waist. They entered the ring with their hands guarded with huge padded gloves."



"Sure the fight was fixed. I fixed it with a right hand."

– George Foreman

Accounting officer's responsibility for the financial statements

- The accounting officer is responsible for the preparation and fair presentation of these financial statements in accordance with Modified Cash Standard (MCS) prescribed by the National Treasury, the requirements of the Public Finance Management Act, 1999 (Act No. 1 of 1999) (PFMA) and the Division of Revenue Act (DoRA), and for such internal control as the accounting officer determines is necessary to enable the preparation of financial statements that are free from material misstatement, whether due to fraud or error.

Auditor-general's responsibility

- My responsibility is to express an opinion on these financial statements based on my audit. I conducted my audit in accordance with International Standards on Auditing. Those standards require that I comply with ethical requirements, and plan and perform the audit to obtain reasonable assurance about whether the financial statements are free from material misstatement.
- An audit involves performing procedures to obtain audit evidence about the amounts and disclosures in the financial statements. The procedures selected depend on the auditor's judgement, including the assessment of the risks of material misstatement of the financial statements, whether due to fraud or error. In making those risk assessments, the auditor considers internal control relevant to the entity's preparation and fair presentation of the financial statements in order to design audit procedures that are appropriate in the circumstances, but not for the purpose of expressing an opinion on the effectiveness of the entity's internal control. An audit also includes evaluating the appropriateness of accounting policies used and the reasonableness of accounting estimates made by management, as well as evaluating the overall presentation of the financial statements.
- I believe that the audit evidence I have obtained is sufficient and appropriate to provide a basis for my audit opinion.

Opinion

- In my opinion, the financial statements present fairly, in all material respects, the financial position of the Department of Sport and Recreation as at 31 March 2015 and its financial performance and cash flows for the year then ended, in accordance with Modified Cash Standards (MCS) prescribed by the National Treasury and the requirements of the Public Finance Management Act, 1999 (Act No.1 of 1999) (PFMA).

Emphasis of Matter

- I draw attention to the matter below. My opinion is not modified in respect of this matter.

Restatement of corresponding figures

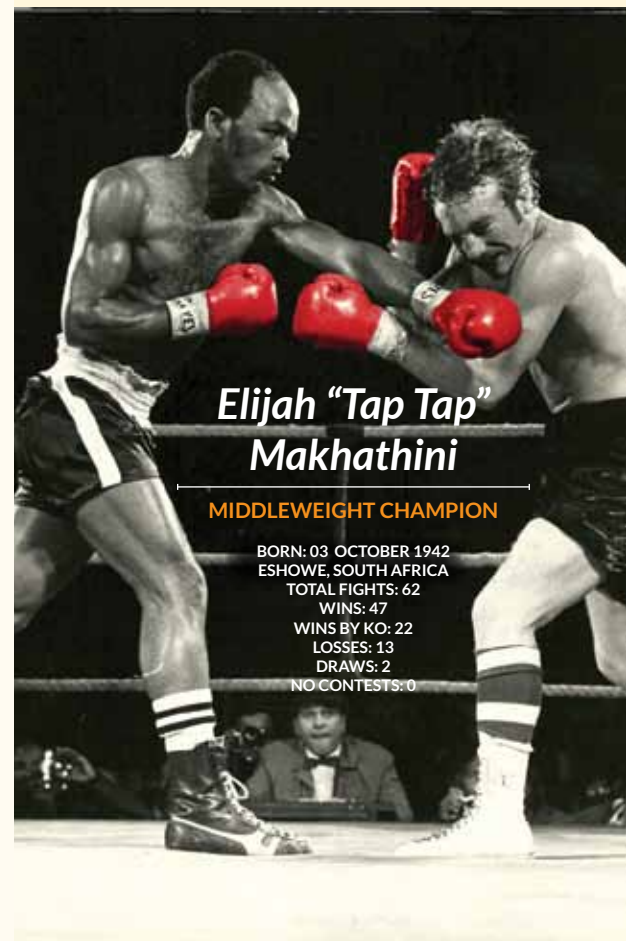
- As disclosed in note 24 and 27 to the financial statements, the corresponding figures for 31 March 2014 have been restated as a result of errors discovered during 2015 in the financial statements of the department at, and for the year ended, 31 March 2014.

Additional matter

- I draw attention to the matter below. My opinion is not modified in respect of this matter.

Unaudited supplementary schedules

- The supplementary information set out on pages 172-180 does not form part of the financial statements and is presented as additional information. I have not audited these schedules and, accordingly, I do not express an opinion thereon.



REPORT ON OTHER LEGAL AND REGULATORY REQUIREMENTS

11. In accordance with the Public Audit Act of South Africa, 2004 (Act No. 25 of 2004) and the general notice issued in terms thereof. I have the responsibility to report findings on the reported performance information against predetermined objectives for selected programmes presented in the annual performance report, compliance with legislation and internal control. The objective of my tests was to identify reportable findings as described under each subheading but not to gather evidence to express assurance on these matters. Accordingly, I do not express an opinion or conclusion on these matters.

Predetermined objectives

12. I performed procedures to obtain evidence about the usefulness and reliability of the reported performance information for the following selected programmes presented in the annual performance report of the department for the year ended 31 March 2015:

- Programme 2: Active Nation on pages 42-45
- Programme 4: Sport Support on pages 50-52.

13. I have evaluated the reported performance information against the overall criteria of usefulness and reliability.

14. I evaluated the usefulness of the reported performance information to determine whether it was presented in accordance with the National Treasury's annual reporting principles and whether the reported performance was consistent with the planned programmes. I further performed tests to determine whether indicators and targets were well defined, verifiable, specific, measurable, time bound and relevant, as required by the *National Treasury's Framework for managing programme performance information (FMPP)*.

15. I assessed the reliability of the reported performance information to determine whether it was valid, accurate and complete.

16. I did not identify any material findings on the usefulness and reliability of the reported performance information for the following programmes:

- Programme 2: Active Nation on pages 42-45
- Programme 4: Sport Support on pages 50-52.

Additional matter

17. Although I raised no material findings on the usefulness and reliability of the reported performance information for the selected programmes, I draw attention to the following matter:

Achievement of planned targets

18. Refer to the annual performance report on page(s) 26-64 and 36 for information on the achievement of the planned targets for the year.

Compliance with legislation

19. I performed procedures to obtain evidence that the department had complied with applicable legislation regarding financial matters, financial management and other related matters. I did not identify any instances of material non-compliance with specific matters in key legislation, as set out in the general notice issued in terms of the PAA.

Internal control

20. I considered internal control relevant to my audit of the financial statements, the annual performance report and compliance with legislation. I did not identify any significant deficiencies in internal control.

Auditor-General

Pretoria
31 July 2015



AUDITOR - GENERAL
SOUTH AFRICA

Auditing to build public confidence

APPROPRIATION STATEMENT

for the year ended 31 March 2015

APPROPRIATION PER PROGRAMME									
2014/2015							2013/2014		
	ADJUSTED APPROPRIATION	SHIFTING OF FUNDS	VIREMENT	FINAL APPROPRIATION	ACTUAL EXPENDITURE	VARIANCE	EXPENDITURE AS % OF FINAL APPROPRIATION	FINAL APPROPRIATION	ACTUAL EXPENDITURE
PROGRAMME	R'000	R'000	R'000	R'000	R'000	R'000	%	R'000	R'000
1. Administration	116,740	-	(10,228)	106,512	105,152	1,360	98,7%	124,878	114,567
2. Active Nation	620,087	-	4,680	624,767	624,767	-	100,0%	592,330	606,729
3. Winning Nation	78,122	-	6,377	84,499	83,109	1,390	98,4%	228,783	231,369
4. Sport Support	145,054	-	3,807	148,861	148,861	-	100,0%	118,195	115,784
5. Infrastructure Support	10,401	-	(4,636)	5,765	4,936	829	85,6%	9,299	4,580
TOTAL	970,404	-	-	970,404	966,825	3,579	99,6%	1,073,485	1,073,029

**The budget structure of SRSA was changed on BAS as the Department is going to undergo a restructuring process. This change has affected the outer year figures at Programme level; thus, the 2013/2014 figures (final appropriation and Actual Expenditure) were restated to be in line with the new programmes.*

	2014/2015		2013/2014	
	FINAL APPROPRIATION	ACTUAL EXPENDITURE	FINAL APPROPRIATION	ACTUAL EXPENDITURE
TOTAL (brought forward)				
Reconciliation with statement of financial performance				
ADD				
Departmental receipts	107		210	
NRF Receipts	-		-	
Aid assistance	27,804		4,200	
Actual amounts per statement of financial performance (total revenue)	998,315		1,077,895	
ADD		27,233		3,980
Aid assistance				
Prior year unauthorised expenditure approved without funding				
Actual amounts per statement of financial performance (total expenditure)		994,058		1,077,009

BOXING FAST FACT

When a fighter is knocked down the referee will start counting to 10. If the fighter cannot stand within 10 seconds he is considered knocked out, or KO'd.



APPROPRIATION STATEMENT

for the year ended 31 March 2015

APPROPRIATION PER ECONOMIC CLASSIFICATION			2014/2015
	ADJUSTED APPROPRIATION	SHIFTING OF FUNDS	
ECONOMIC CLASSIFICATION	R'000	R'000	
Current payments	269,465	-	
Compensation of employees	88,232	-	
Salaries and wages	76,250	-	
Social contributions	11,982	-	
Goods and services	181,233	-	
Administrative fees	2,130	-	
Advertising	5,683	-	
Minor assets	1,351	-	
Audit costs: External	5,110	-	
Bursaries: Employees	779	-	
Catering: Departmental activities	1,680	-	
Communication	4,610	-	
Computer services	792	-	
Consultants: Business and advisory services	123	-	
Laboratory services	2,485	-	
Legal services	1,711	-	
Contractors	52,179	-	
Agency and support / outsourced services	-	-	
Entertainment	-	-	
Fleet services	-	-	
Inventory: Fuel, oil and gas	35	-	
Inventory: Materials and supplies	7	-	
Inventory: Medical supplies	-	-	
Inventory: Medicine	306	-	
Medsas Inventory Interface	-	-	
Inventory: Other supplies	1,677	-	
Consumable supplies	350	-	
Consumable: Stationery, printing and office supplies	2,217	-	
Operating leases	9,009	-	
Property payments	3,126	-	
Transport provided: Departmental activity	2,297	-	
Travel and subsistence	37,523	-	
Training and development	1,258	-	
Operating payments	10,420	-	
Venues and facilities	34,375	-	
Interest and rent on land	-	-	
Rent on land	-	-	
Transfers and subsidies	698,772	-	
Provinces and municipalities	525,632	-	

APPROPRIATION STATEMENT

for the year ended 31 March 2015

APPROPRIATION PER ECONOMIC CLASSIFICATION							
						2013/2014	
VIREMENT	FINAL APPROPRIATION	ACTUAL EXPENDITURE	VARIANCE	EXPENDITURE AS % OF FINAL APPROPRIATION	FINAL APPROPRIATION	ACTUAL EXPENDITURE	
R'000	R'000	R'000	R'000	%	R'000	R'000	
-	269,465	265,540	3,925	98.5%	258,419	257,572	
(4,029)	84,203	82,376	1,827	97.8%	85,900	76,572	
(3,578)	72,672	73,390	(718)	101.0%	74,697	66,609	
(451)	11,531	8,986	2,545	77.9%	11,203	9,963	
4,029	185,262	183,021	2,241	98.8%	172,519	181,000	
35	2,165	39	2,126	1.8%	1,385	87	
1,935	7,618	13,584	(5,966)	178.3%	3,541	3,971	
(110)	1,241	82	1,159	6.6%	584	433	
629	5,739	5,132	607	89.4%	4,454	4,499	
-	779	8	771	1.0%	1,016	122	
2,350	4,030	3,956	74	98.2%	1,458	1,311	
348	4,958	3,640	1,318	73.4%	4,066	4,453	
-	792	2,112	(1,320)	266.7%	3,473	3,394	
-	123	-	123	-	-	-	
(2,400)	85	-	85	-	1,881	1,881	
1,100	2,811	3,745	(934)	133.2%	36,580	1,683	
(10,648)	41,531	26,460	15,071	63.7%	47,181	46,771	
50	50	562	(512)	1124.0%	20	20	
-	-	61	(61)	-	-	-	
-	-	46	(46)	-	-	-	
60	95	394	(299)	414.7%	211	211	
-	7	6	1	85.7%	-	-	
-	-	-	-	-	6	6	
-	306	-	306	-	587	387	
-	-	-	-	-	15	-	
(160)	1,517	239	1,278	15.8%	1,336	934	
3,950	4,300	10,237	(5,937)	238.1%	562	10	
(369)	1,848	913	935	49.4%	883	1,415	
173	9,182	8,826	356	96.1%	17,190	14,721	
(1,000)	2,126	2,103	23	98.9%	3,371	2,826	
966	3,263	1,272	1,991	39.0%	3,520	545	
(4,731)	32,792	29,940	2,852	91.3%	27,524	30,814	
(70)	1,188	3,968	(2,780)	334.0%	2,088	1,134	
930	11,350	8,708	2,642	76.7%	4,464	3,029	
10,991	45,366	56,988	(11,622)	125.6%	5,123	56,343	
-	-	143	(143)	-	-	-	
-	-	143	(143)	-	-	-	
-	698,772	699,098	(326)	100.0%	812,895	814,294	
-	525,632	525,632	-	100.0%	617,591	617,591	

APPROPRIATION STATEMENT

for the year ended 31 March 2015

APPROPRIATION PER ECONOMIC CLASSIFICATION			
2014/2015			
	ADJUSTED APPROPRIATION	SHIFTING OF FUNDS	
ECONOMIC CLASSIFICATION	R'000	R'000	
Provinces	525,632	-	
Provincial Revenue Funds	525,632	-	
Municipalities	-	-	
Municipal bank accounts	-	-	
Departmental agencies and accounts	26,525	-	
Departmental agencies and accounts	26,525	-	
Non-profit institutions	146,615	-	
Households	-	-	
Social benefits	-	-	
Payments for capital assets	2,167	-	
Building & Other fixed structures			
Other fixed structures	-	-	
Machinery and equipment	2,167	-	
Transport equipment	-	-	
Other machinery and equipment	2,167	-	
Heritage assets	-	-	
Intangible assets	-	-	
Payments for financial assets	-	-	
TOTAL	970,404	-	

PROGRAMME 1: ADMINISTRATION			
2014/2015			
	ADJUSTED APPROPRIATION	SHIFTING OF FUNDS	
SUB PROGRAMME	R'000	R'000	
Ministry	21,382	-	
Management	18,593	-	
Strategic Support	6,309	-	
Corporate Services	44,584	-	
Office of the Chief Financial Officer	14,199	-	
Office Accommodation	11,673	-	
Total for sub programmes	116,740	-	

Economic classification			
Current payments	114,497	-	
Compensation of employees	64,422	-	
Salaries and wages	55,909	-	
Social contributions	8,513	-	

APPROPRIATION STATEMENT

for the year ended 31 March 2015

APPROPRIATION PER ECONOMIC CLASSIFICATION							
						2013/2014	
VIREMENT	FINAL APPROPRIATION	ACTUAL EXPENDITURE	VARIANCE	EXPENDITURE AS % OF FINAL APPROPRIATION	FINAL APPROPRIATION	ACTUAL EXPENDITURE	
R'000	R'000	R'000	R'000	%	R'000	R'000	
-	525,632	525,632	-	100.0%	497,591	497,591	
-	525,632	525,632	-	100.0%	497,591	497,591	
-	-	-	-	-	120,000	120,000	
-	-	-	-	-	120,000	120,000	
-	26,525	26,496	29	99.9%	20,648	21,794	
-	26,525	29,496	29	99.9%	20,648	21,794	
-	146,615	146,615	-	100.0%	174,656	174,656	
-	-	355	(355)	-	-	253	
-	-	355	(355)	-	-	253	
-	2,167	2,109	58	97.3%	2,171	1,152	
-	-	-	-	-	-	195	
-	-	-	-	-	-	195	
-	2,167	1,765	402	81.4%	2,171	835	
-	-	824	(824)	-	-	-	
-	2,167	941	1,226	43.4%	2,171	835	
-	-	-	-	-	-	122	
-	-	344	(344)	-	-	-	
-	-	78	(78)	-	-	11	
-	970,404	966,825	3,579	99.6%	1,073,485	1,073,029	

PROGRAMME 1: ADMINISTRATION							
						2013/2014	
VIREMENT	FINAL APPROPRIATION	ACTUAL EXPENDITURE	VARIANCE	EXPENDITURE AS % OF FINAL APPROPRIATION	FINAL APPROPRIATION	ACTUAL EXPENDITURE	
R'000	R'000	R'000	R'000	%	R'000	R'000	
2,973	24,355	25,004	(649)	102.7%	26,836	27,942	
(2,900)	15,693	12,690	3,003	80.9%	15,419	13,038	
(1,087)	5,222	5,194	28	99.5%	5,618	5,233	
(9,157)	35,427	37,002	(1,575)	104.4%	42,887	37,807	
943	15,142	15,443	(301)	102.0%	14,523	13,421	
(1,000)	10,673	9,819	854	92.0%	19,595	17,126	
(10,228)	106,512	105,152	1,360	98.7%	124,878	114,567	
(10,288)	104,269	102,658	1,611	98.5%	122,635	113,276	
(3,934)	60,488	59,685	803	98.7%	62,175	56,231	
(3,404)	52,505	53,221	(716)	101.4%	54,125	48,971	
(530)	7,983	6,464	1,519	81.0%	8,050	7,260	

APPROPRIATION STATEMENT

for the year ended 31 March 2015

PROGRAMME 1: ADMINISTRATION			
2014/2015			
	ADJUSTED APPROPRIATION	SHIFTING OF FUNDS	
SUB PROGRAMME	R'000	R'000	
Goods and services	50,075	-	
Administrative fees	53	-	
Advertising	2,640	-	
Minor assets	420	-	
Audit costs: External	5,110	-	
Bursaries: Employees	748	-	
Catering: Departmental activities	594	-	
Communication (G&S)	2,684	-	
Computer services	792	-	
Legal services	1,711	-	
Contractors	4,189	-	
Agency and support / outsourced services	-	-	
Entertainment	-	-	
Fleet services	-	-	
Inventory: Fuel, oil and gas	35	-	
Inventory: Materials and supplies	7	-	
Inventory: Medical supplies	-	-	
Inventory: Medicine	306	-	
Inventory: Other supplies	1,010	-	
Consumable supplies	314	-	
Consumable: Stationery, printing and office supplies	829	-	
Operating leases	9,009	-	
Property payments	3,126	-	
Travel and subsistence	12,931	-	
Training and development	1,200	-	
Operating payments	1,221	-	
Venues and facilities	1,146	-	
Interest and rent on land	-	-	
Rent on land	-	-	
Transfers and subsidies	76	-	
Departmental agencies and accounts	76	-	
Departmental agencies	76	-	
Households	-	-	
Social benefits	-	-	
Other transfers to households	-	-	
Payments for capital assets	2,167	-	
Buildings	-	-	
Machinery and equipment	2,167	-	
Transport equipment	-	-	
Other machinery and equipment	2,167	-	
Heritage assets	-	-	
Software and other Intangible assets	-	-	

APPROPRIATION STATEMENT

for the year ended 31 March 2015

PROGRAMME 1: ADMINISTRATION							
						2013/2014	
VIREMENT	FINAL APPROPRIATION	ACTUAL EXPENDITURE	VARIANCE	EXPENDITURE AS % OF FINAL APPROPRIATION	FINAL APPROPRIATION	ACTUAL EXPENDITURE	
R'000	R'000	R'000	R'000	%	R'000	R'000	
(6,294)	43,781	42,830	951	97.8%	60,460	57,045	
35	88	39	49	44.3%	42	42	
(2,515)	125	1,213	(1,088)	970.4%	3,056	2,556	
(110)	310	53	257	17.1%	344	344	
629	5,739	5,115	624	89.1%	4,454	4,499	
-	748	8	740	1.1%	620	122	
(50)	544	151	393	27.8%	529	529	
752	3,436	2,917	519	84.9%	2,486	2,386	
-	792	2,112	(1,320)	266.7%	3,394	3,394	
1,100	2,811	3,587	(776)	127.6%	1,240	1,683	
(1,050)	3,139	2,481	658	79.0%	2,635	2,413	
-	-	523	(523)	-	20	20	
-	-	59	(59)	-	-	-	
-	-	46	(46)	-	-	-	
-	35	268	(233)	765.7%	211	211	
-	7	6	1	85.7%	-	-	
-	-	-	-	-	6	6	
-	306	-	306	-	587	387	
(130)	880	-	880	-	896	596	
(200)	114	427	(313)	374.6%	-	-	
(518)	311	254	57	81.7%	431	431	
173	9,182	8,826	356	96.1%	17,190	14,721	
(1,000)	2,126	2,057	69	96.8%	2,826	2,826	
(3,250)	9,681	10,530	(849)	108.8%	15,394	15,880	
(70)	1,130	540	590	47.8%	1,071	1,071	
50	1,271	981	290	77.2%	1,890	1,890	
(140)	1,006	637	369	63.3%	1,138	1,038	
-	-	143	(143)	-	-	-	
-	-	143	(143)	-	-	-	
-	76	311	(235)	409.2%	72	323	
-	76	47	29	61.8%	72	70	
-	76	47	29	61.8%	72	70	
-	-	264	(264)	-	-	253	
-	-	264	(264)	-	-	253	
-	2,167	2,109	58	97.3%	2,171	957	
-	2,167	1,765	402	81.4%	2,171	835	
-	-	824	(824)	-	-	-	
-	2,167	941	1,226	43.4%	2,171	835	
-	-	-	-	-	-	122	
-	-	344	(344)	-	-	-	

APPROPRIATION STATEMENT

for the year ended 31 March 2015

PROGRAMME 1: ADMINISTRATION			
2014/2015			
	ADJUSTED APPROPRIATION	SHIFTING OF FUNDS	
SUB PROGRAMME	R'000	R'000	
Payments for financial assets	-	-	
	116,740	-	

1.1 MINISTRY			
2014/2015			
	ADJUSTED APPROPRIATION	SHIFTING OF FUNDS	
ECONOMIC CLASSIFICATION	R'000	R'000	
Current payments	21,382	-	
Compensation of employees	14,429	-	
Goods and services	6,953	-	
Transfers and subsidies	-	-	
Households	-	-	
Payments for capital assets	-	-	
Machinery and equipment	-	-	
Payments for financial assets	-	-	
	21,382	-	

1.2 MANAGEMENT			
2014/2015			
	ADJUSTED APPROPRIATION	SHIFTING OF FUNDS	
ECONOMIC CLASSIFICATION	R'000	R'000	
Current payments	18,593	-	
Compensation of employees	11,141	-	
Goods and services	7,452	-	
	18,593	-	

BOXING FAST FACT

In 1988, Mike Tyson earned \$22 million -- the most ever paid to a boxer at the time -- for a fight against undefeated Michael Spinks. A sellout crowd of 21,785 packed the Convention Hall in Atlantic City to watch the fight and 600,000 households purchased it on pay-per-view. Tyson won the fight in 91 seconds.



APPROPRIATION STATEMENT

for the year ended 31 March 2015

PROGRAMME 1: ADMINISTRATION							
						2013/2014	
VIREMENT	FINAL APPROPRIATION	ACTUAL EXPENDITURE	VARIANCE	EXPENDITURE AS % OF FINAL APPROPRIATION	FINAL APPROPRIATION	ACTUAL EXPENDITURE	
R'000	R'000	R'000	R'000	%	R'000	R'000	
-	-	74	(74)	-	-	11	
(10,228)	106,512	105,152	1,360	98.7%	124,878	114,567	

1.1 MINISTRY							
						2013/2014	
VIREMENT	FINAL APPROPRIATION	ACTUAL EXPENDITURE	VARIANCE	EXPENDITURE AS % OF FINAL APPROPRIATION	FINAL APPROPRIATION	ACTUAL EXPENDITURE	
R'000	R'000	R'000	R'000	%	R'000	R'000	
2,973	24,355	23,854	501	97.9%	26,836	27,689	
600	15,029	14,878	151	99.0%	15,006	14,837	
2,373	9,326	8,976	350	96.2%	11,830	12,852	
-	-	252	(252)	-	-	253	
-	-	252	(252)	-	-	253	
-	-	824	(824)	-	-	-	
-	-	824	(824)	-	-	-	
-	-	74	(74)	-	-	-	
2,973	24,355	25,004	(649)	102.7%	26,836	27,942	

1.2 MANAGEMENT							
						2013/2014	
VIREMENT	FINAL APPROPRIATION	ACTUAL EXPENDITURE	VARIANCE	EXPENDITURE AS % OF FINAL APPROPRIATION	FINAL APPROPRIATION	ACTUAL EXPENDITURE	
R'000	R'000	R'000	R'000	%	R'000	R'000	
(2,900)	15,693	12,690	3,003	80.9%	15,419	13,038	
428	11,569	9,687	1,882	83.7%	10,316	9,009	
(3,328)	4,124	3,003	1,121	72.8%	5,103	4,029	
(2,900)	15,693	12,690	3,003	80.9%	15,419	13,038	

BOXING FAST FACT

Types of Punches – Jab: A short, quick, straight punch thrown with the lead hand (the one in front, usually the non-dominant hand). This punch, thrown from the guard position, is quicker but not as powerful as the others



APPROPRIATION STATEMENT

for the year ended 31 March 2015

1.3 STRATEGIC SUPPORT			
2014/2015			
	ADJUSTED APPROPRIATION	SHIFTING OF FUNDS	
ECONOMIC CLASSIFICATION	R'000	R'000	
Current payments	6,309	-	
Compensation of employees	4,756	-	
Goods and services	1,553	-	
	6,309	-	

1.4 CORPORATE SERVICES			
2014/2015			
	ADJUSTED APPROPRIATION	SHIFTING OF FUNDS	
ECONOMIC CLASSIFICATION	R'000	R'000	
Current payments	42,417	-	
Compensation of employees	25,377	-	
Goods and services	17,040	-	
Transfers and subsidies	-	-	
Provinces and municipalities	-	-	
Departmental agencies and accounts	-	-	
Households	-	-	
Social Benefit	-	-	
Payments for capital assets	2,167	-	
Buildings and other fixed structures	-	-	
Machinery and equipment	2,167	-	
Other machinery & equipment	2,167	-	
Heritage assets	-	-	
Software and other intangible assets	-	-	
Payments for financial assets	-	-	
	44,584	-	

BOXING FAST FACT

Ben Foord, the South African who won the heavyweight championship of Great Britain on August 17, 1936 had such large hands that promoters of his early fights had problems to obtain gloves for him. When he fought Johnny Squires in a six-rounder, the gloves had to be cut at the palms before he could put them on



APPROPRIATION STATEMENT

for the year ended 31 March 2015

1.3 STRATEGIC SUPPORT							
						2013/2014	
VIREMENT	FINAL APPROPRIATION	ACTUAL EXPENDITURE	VARIANCE	EXPENDITURE AS % OF FINAL APPROPRIATION	FINAL APPROPRIATION	ACTUAL EXPENDITURE	
R'000	R'000	R'000	R'000	%	R'000	R'000	
(1,087)	5,222	5,194	28	99.5%	5,618	5,233	
(237)	4,519	4,519	-	100.0%	4,491	4,147	
(850)	703	675	28	96.0%	1,127	1,086	
(1,087)	5,222	5,194	28	99.5%	5,618	5,233	

1.4 CORPORATE SERVICES							
						2013/2014	
VIREMENT	FINAL APPROPRIATION	ACTUAL EXPENDITURE	VARIANCE	EXPENDITURE AS % OF FINAL APPROPRIATION	FINAL APPROPRIATION	ACTUAL EXPENDITURE	
R'000	R'000	R'000	R'000	%	R'000	R'000	
(9,157)	33,260	35,658	(2,398)	107.2%	40,716	36,839	
(5,039)	20,338	21,137	(799)	103.9%	23,262	20,283	
(4,118)	12,922	14,521	(1,599)	112.4%	17,454	16,556	
-	-	59	(59)	-	-	-	
-	-	-	-	-	-	-	
-	-	47	(47)	-	-	-	
-	-	12	(12)	-	-	-	
-	-	12	(12)	-	-	-	
-	2,167	1,285	882	59.3%	2,171	957	
-	-	-	-	-	-	-	
-	2,167	941	1,226	43.4%	2,171	835	
-	2,167	941	1,226	43.4%	2,171	835	
-	-	-	-	-	-	122	
-	-	344	(344)	-	-	-	
-	-	-	-	-	-	11	
(9,157)	35,427	37,002	(1,575)	104.4%	42,887	37,807	

BOXING FAST FACT

Types of Punches – Hook: A punch thrown toward the side of an opponent's head with the lead hand in a semi-circular motion



APPROPRIATION STATEMENT

for the year ended 31 March 2015

1.5 OFFICE OF THE CHIEF FINANCIAL OFFICER			
2014/2015			
	ADJUSTED APPROPRIATION	SHIFTING OF FUNDS	
ECONOMIC CLASSIFICATION	R'000	R'000	
Current payments	14,123	-	
Compensation of employees	8,719	-	
Goods and services	5,404	-	
Interest and rent on land	-	-	
Transfers and subsidies	76	-	
Provinces and municipalities			
Departmental agencies and accounts	76	-	
Payments for capital assets	-	-	
Payments for financial assets	-	-	
	14,199	-	

1.6 OFFICE ACCOMMODATION			
2014/2015			
	ADJUSTED APPROPRIATION	SHIFTING OF FUNDS	
ECONOMIC CLASSIFICATION	R'000	R'000	
Current payments	11,673	-	
Compensation of employees	-	-	
Goods and services	11,673	-	
Transfers and subsidies	-	-	
Payments for capital assets	-	-	
Payments for financial assets	-	-	
	11,673	-	

BOXING FAST FACTS

One of the shortest reigns as SA champion was George Angelo's. He won the national welterweight title when he beat Alf James on points at the Wembley Stadium in Johannesburg on January 24, 1948. Only 28 days later, on February 21, James reversed the result by beating the young Angelo over 12 rounds.

APPROPRIATION STATEMENT

for the year ended 31 March 2015

1.5 OFFICE OF THE CHIEF FINANCIAL OFFICER							
VIREMENT	FINAL APPROPRIATION	ACTUAL EXPENDITURE	VARIANCE	EXPENDITURE AS % OF FINAL APPROPRIATION	2013/2014		
					FINAL APPROPRIATION	ACTUAL EXPENDITURE	
					R'000	R'000	
943	15,066	15,443	(377)	102.5%	14,451	13,351	
314	9,033	9,464	(431)	104.8%	9,100	7,955	
629	6,033	5,836	197	96.7%	5,351	5,396	
-	-	143	(143)	-	-	-	
-	76	-	76	-	72	70	
-	76	-	76	-	72	70	
-	-	-	-	-	-	-	
-	-	-	-	-	-	-	
943	15,142	15,443	(301)	102.0%	14,523	13,421	

1.6 OFFICE ACCOMMODATION							
VIREMENT	FINAL APPROPRIATION	ACTUAL EXPENDITURE	VARIANCE	EXPENDITURE AS % OF FINAL APPROPRIATION	2013/2014		
					FINAL APPROPRIATION	ACTUAL EXPENDITURE	
					R'000	R'000	
(1,000)	10,673	9,819	854	92.0%	19,595	17,126	
-	-	-	-	-	-	-	
(1,000)	10,673	9,819	854	92.0%	19,595	17,126	
-	-	-	-	-	-	-	
-	-	-	-	-	-	-	
(1,000)	10,673	9,819	854	92.0%	19,595	17,126	

BOXING FAST FACT

Boxing matches are held on a stage known as a ring, but, of course, this stage or surface is not circular but square. The reason why it is called a ring is because that many years ago spectators surrounded the two opponents, basically forming a ring around the two fighters. This didn't really work well because people tended to get too close to the boxers. It was decided that the rope should be secured with posts, and thus it was arranged in a square, but the word ring still stuck and does to this day.



APPROPRIATION STATEMENT

for the year ended 31 March 2015

PROGRAMME 2: ACTIVE NATION			
2014/2015			
	ADJUSTED APPROPRIATION	SHIFTING OF FUNDS	
SUB PROGRAMME	R'000	R'000	
1. Programme Management: Active Nation	1,672	-	
2. Active Recreation	1,000	-	
3. Community Sport	63,124	-	
4. School Sport	28,659	-	
5. Provincial Sport Support and Coordination	525,632	-	
Total for sub programmes	620,087	-	
Economic classification			
Current payments	59,122	-	
Compensation of employees	6,366	-	
Salaries and wages	5,238	-	
Social contributions	1,128	-	
Goods and services	52,756	-	
Administrative fees	60	-	
Advertising	1,177	-	
Minor assets	621	-	
Bursaries: Employees	31	-	
Catering: Departmental activities	665	-	
Communication	892	-	
Legal services	-	-	
Contractors	13,007	-	
Agency and support / outsourced services	-	-	
Entertainment	-	-	
Inventory: Fuel, oil and gas	-	-	
Medsas Inventory Interface	-	-	
Inventory: Other supplies	369	-	
Consumable supplies	36	-	
Consumable: Stationery, printing and office supplies	854	-	
Property payments	-	-	
Transport provided: Departmental activity	2,297	-	
Travel and subsistence	13,751	-	
Training and development	45	-	
Operating payments	587	-	
Venues and facilities	18,364	-	
Transfers and subsidies	560,965	-	
Provinces and municipalities	525,632	-	
Provinces	525,632	-	
Provincial Revenue Funds	525,632	-	
Non-profit institutions	35,333	-	
Households	-	-	

APPROPRIATION STATEMENT

for the year ended 31 March 2015

PROGRAMME 2: ACTIVE NATION							
						2013/2014	
VIREMENT	FINAL APPROPRIATION	ACTUAL EXPENDITURE	VARIANCE	EXPENDITURE AS % OF FINAL APPROPRIATION	FINAL APPROPRIATION	ACTUAL EXPENDITURE	
R'000	R'000	R'000	R'000	%	R'000	R'000	
298	1,970	2,829	(859)	143.6%	2,297	1,651	
(1,000)	-	-	-	-	952	952	
17,572	80,696	79,961	735	99.1%	81,869	97,641	
(12,190)	16,469	16,345	124	99.3%	9,621	8,894	
-	525,632	525,632	-	100.0%	497,591	497,591	
4,680	624,767	624,767	-	100.0%	592,330	606,729	
4,680	63,802	63,718	84	99.9%	61,066	75,465	
585	6,951	7,350	(399)	105.7%	9,835	6,566	
491	5,729	6,464	(735)	112.8%	8,551	5,618	
94	1,222	886	336	72.5%	1,284	948	
4,095	56,851	56,368	483	99.2%	51,231	68,899	
-	60	-	60	-	1,170	1,170	
4,000	5,177	7,160	(1,983)	138.3%	22	22	
-	621	3	618	0.5%	-	-	
-	31	-	31	-	396	396	
800	1,465	1,348	117	92.2%	535	515	
63	955	276	679	28.9%	153	103	
-	-	-	-	-	35,340	6,017	
(6,128)	6,879	11,654	(4,775)	169.4%	1,068	1,068	
50	50	32	18	64.0%	-	-	
-	-	2	(2)	-	-	-	
60	60	108	(48)	180.0%	-	-	
-	-	-	-	-	15	15	
-	369	2	367	0.5%	250	250	
150	186	501	(315)	269.4%	562	542	
-	854	83	771	9.7%	-	-	
-	-	30	(30)	-	545	545	
-	2,297	-	2,297	-	3,520	3,877	
(1,900)	11,851	4,492	7,359	37.9%	4,086	4,550	
-	45	2,737	(2,692)	6082.2%	489	489	
-	587	1,155	(568)	196.8%	1,208	48,308	
7,000	25,364	26,785	(1,421)	105.6%	1,872	1,032	
-	560,965	561,045	(80)	100.0%	531,264	531,264	
-	525,632	525,632	-	100.0%	497,591	497,591	
-	525,632	525,632	-	100.0%	497,591	497,591	
-	525,632	525,632	-	100.0%	497,591	497,591	
-	35,333	35,333	-	100.0%	33,673	33,673	
-	-	80	(80)	-	-	-	

APPROPRIATION STATEMENT

for the year ended 31 March 2015

PROGRAMME 2: ACTIVE NATION			
2014/2015			
	ADJUSTED APPROPRIATION	SHIFTING OF FUNDS	
SUB PROGRAMME	R'000	R'000	
Social benefits	-	-	
Payments for financial assets	-	-	
Total	620,087	-	

2.1 PROGRAMME MANAGEMENT: ACTIVE NATION			
2014/2015			
	ADJUSTED APPROPRIATION	SHIFTING OF FUNDS	
ECONOMIC CLASSIFICATION	R'000	R'000	
Current payments	1,672	-	
Compensation of employees	1,161	-	
Goods and services	511	-	
Total	1,672	-	

2.2 ACTIVE RECREATION			
2014/2015			
	ADJUSTED APPROPRIATION	SHIFTING OF FUNDS	
ECONOMIC CLASSIFICATION	R'000	R'000	
Current payments	1,000	-	
Goods and services	1,000	-	
Total	1,000	-	

2.3 COMMUNITY SPORT			
2014/2015			
	ADJUSTED APPROPRIATION	SHIFTING OF FUNDS	
ECONOMIC CLASSIFICATION	R'000	R'000	
Current payments	27,791	-	
Goods and services	2,583	-	
Compensation of employees	25,208	-	
Transfers and subsidies	35,333	-	
Provinces and municipalities			
Non-profit institutions	35,333	-	
Households	-	-	
-			
Payments for capital assets	-	-	

APPROPRIATION STATEMENT

for the year ended 31 March 2015

PROGRAMME 2: ACTIVE NATION							
						2013/2014	
VIREMENT	FINAL APPROPRIATION	ACTUAL EXPENDITURE	VARIANCE	EXPENDITURE AS % OF FINAL APPROPRIATION	FINAL APPROPRIATION	ACTUAL EXPENDITURE	
R'000	R'000	R'000	R'000	%	R'000	R'000	
-	-	80	(80)	-	-	-	
-	-	4	(4)	-	-	-	
4,680	624,767	624,767	-	100.0%	592,330	606,729	

2.1 PROGRAMME MANAGEMENT: ACTIVE NATION							
						2013/2014	
VIREMENT	FINAL APPROPRIATION	ACTUAL EXPENDITURE	VARIANCE	EXPENDITURE AS % OF FINAL APPROPRIATION	FINAL APPROPRIATION	ACTUAL EXPENDITURE	
R'000	R'000	R'000	R'000	%	R'000	R'000	
298	1,970	2,829	(859)	143.6%	2,297	1,651	
235	1,396	1,375	21	98.5%	1,792	1,455	
63	574	1,454	(880)	253.3%	505	196	
298	1,970	2,829	(859)	143.6%	2,297	1,651	

2.2 ACTIVE RECREATION							
						2013/2014	
VIREMENT	FINAL APPROPRIATION	ACTUAL EXPENDITURE	VARIANCE	EXPENDITURE AS % OF FINAL APPROPRIATION	FINAL APPROPRIATION	ACTUAL EXPENDITURE	
R'000	R'000	R'000	R'000	%	R'000	R'000	
(1,000)	-	-	-	-	952	952	
(1,000)	-	-	-	-	952	952	
(1,000)	-	-	-	-	952	952	

2.3 COMMUNITY SPORT							
						2013/2014	
VIREMENT	FINAL APPROPRIATION	ACTUAL EXPENDITURE	VARIANCE	EXPENDITURE AS % OF FINAL APPROPRIATION	FINAL APPROPRIATION	ACTUAL EXPENDITURE	
R'000	R'000	R'000	R'000	%	R'000	R'000	
17,572	45,363	44,581	782	98.3%	48,196	63,968	
-	2,583	3,041	(458)	117.7%	4,743	2,371	
17,572	42,780	41,540	1,240	97.1%	43,453	61,597	
-	35,333	35,380	(47)	100.1%	33,673	33,673	
-	35,333	35,333	-	100.0%	33,673	33,673	
-	-	47	(47)	-	-	-	
-	-	-	-	-	-	-	

APPROPRIATION STATEMENT

for the year ended 31 March 2015

2.3 COMMUNITY SPORT			
2014/2015			
	ADJUSTED APPROPRIATION	SHIFTING OF FUNDS	
ECONOMIC CLASSIFICATION	R'000	R'000	
Payments for financial assets	-	-	
Total	63,124	-	

2.4 SCHOOL SPORT			
2014/2015			
	ADJUSTED APPROPRIATION	SHIFTING OF FUNDS	
ECONOMIC CLASSIFICATION	R'000	R'000	
Current payments	28,659	-	
Compensation of employees	2,622	-	
Goods and services	26,037	-	
Transfers and subsidies	-	-	
Households			
Payments for financial assets	-	-	
Total	28,659	-	

2.5 PROVINCIAL SPORT SUPPORT AND COORDINATION			
2014/2015			
	ADJUSTED APPROPRIATION	SHIFTING OF FUNDS	
ECONOMIC CLASSIFICATION	R'000	R'000	
Current payments	-	-	
Transfers and subsidies	525,632	-	
Provinces and municipalities	525,632	-	
Total	525,632	-	

PROGRAMME 3: WINNING NATION			
2014/2015			
	ADJUSTED APPROPRIATION	SHIFTING OF FUNDS	
SUB PROGRAMME	R'000	R'000	
1. Programme Management: Winning Nation	2,000	-	
2. Scientific Support	43,982	-	
3. Major Events Support	12,340	-	
4. Recognition System	19,800	-	
Total for sub programmes	78,122	-	

APPROPRIATION STATEMENT

for the year ended 31 March 2015

2.3 COMMUNITY SPORT							
						2013/2014	
VIREMENT	FINAL APPROPRIATION	ACTUAL EXPENDITURE	VARIANCE	EXPENDITURE AS % OF FINAL APPROPRIATION	FINAL APPROPRIATION	ACTUAL EXPENDITURE	
R'000	R'000	R'000	R'000	%	R'000	R'000	
-	-	-	-	-	-	-	
17,572	80,696	79,961	735	99.1%	81,869	97,641	

2.4 SCHOOL SPORT							
						2013/2014	
VIREMENT	FINAL APPROPRIATION	ACTUAL EXPENDITURE	VARIANCE	EXPENDITURE AS % OF FINAL APPROPRIATION	FINAL APPROPRIATION	ACTUAL EXPENDITURE	
R'000	R'000	R'000	R'000	%	R'000	R'000	
(12,190)	16,469	16,308	161	99.0%	9,621	8,894	
350	2,972	2,934	38	98.7%	3,300	2,740	
(12,540)	13,497	13,374	123	99.1%	6,321	6,154	
-	-	33	(33)	-	-	-	
-	-	33	(33)	-	-	-	
-	-	4	(4)	-	-	-	
(12,190)	16,469	16,345	124	99.2%	9,621	8,894	

2.5 PROVINCIAL SPORT SUPPORT AND COORDINATION							
						2013/2014	
VIREMENT	FINAL APPROPRIATION	ACTUAL EXPENDITURE	VARIANCE	EXPENDITURE AS % OF FINAL APPROPRIATION	FINAL APPROPRIATION	ACTUAL EXPENDITURE	
R'000	R'000	R'000	R'000	%	R'000	R'000	
-	-	-	-	-	-	-	
-	525,632	525,632	-	100.0%	497,591	497,591	
-	525,632	525,632	-	100.0%	497,591	497,591	
-	525,632	525,632	-	100.0%	497,591	497,591	

PROGRAMME 3: WINNING NATION							
						2013/2014	
VIREMENT	FINAL APPROPRIATION	ACTUAL EXPENDITURE	VARIANCE	EXPENDITURE AS % OF FINAL APPROPRIATION	FINAL APPROPRIATION	ACTUAL EXPENDITURE	
R'000	R'000	R'000	R'000	%	R'000	R'000	
(2,000)	-	-	-	-	1,905	-	
(3,317)	40,665	40,384	281	99.3%	44,651	51,704	
6,545	18,885	18,059	826	95.6%	160,327	157,765	
5,149	24,949	24,666	283	98.9%	21,900	21,900	
6,377	84,499	83,109	1,390	98.4%	228,783	231,369	

APPROPRIATION STATEMENT

for the year ended 31 March 2015

PROGRAMME 3: WINNING NATION			
2014/2015			
	ADJUSTED APPROPRIATION	SHIFTING OF FUNDS	
SUB PROGRAMME	R'000	R'000	
Economic classification			
Current payments	51,191	-	
Compensation of employees	2,586	-	
Salaries and wages	2,241	-	
Social contributions	345	-	
Goods and services	48,605	-	
Administrative fees	717	-	
Advertising	1,817	-	
Minor assets	263	-	
Catering: Departmental activities	375	-	
Communication	466	-	
Computer services	-	-	
Consultants: Business and advisory services	123	-	
Laboratory services	2,485	-	
Contractors	27,734	-	
Agency and support / outsourced services	-	-	
Inventory: Fuel, oil and gas	-	-	
Inventory: other supplies	234	-	
Consumable: supplies	-	-	
Consumable: Stationery, printing and office supplies	249	-	
Property payments	-	-	
Travel and subsistence	6,618	-	
Training and development	13	-	
Operating payments	3,122	-	
Venues and facilities	4,389	-	
Transfers and subsidies	26,931	-	
Provinces and municipalities	-	-	
Municipalities	-	-	
Municipal bank accounts	-	-	
Departmental agencies and accounts	18,504	-	
Departmental agencies	18,504	-	
Non-profit institutions	8,427	-	
Payments for capital assets	-	-	
Machinery and equipment	-	-	
Payments for financial assets	-	-	
Total	78,122	-	

BOXING FAST FACT

Types of Punches – Uppercut: A powerful punch thrown at a vertical angle

APPROPRIATION STATEMENT

for the year ended 31 March 2015

PROGRAMME 3: WINNING NATION							
	VIREMENT	FINAL APPROPRIATION	ACTUAL EXPENDITURE	VARIANCE	EXPENDITURE AS % OF FINAL APPROPRIATION	2013/2014	
						FINAL APPROPRIATION	ACTUAL EXPENDITURE
						R'000	R'000
	R'000	R'000	R'000	R'000	%	R'000	R'000
	2,377	53,568	52,178	1,390	97.4%	50,809	53,395
	578	3,164	2,604	560	82.3%	2,502	3,935
	486	2,727	2,316	411	84.9%	2,176	3,543
	92	437	288	149	65.9%	326	392
	1,799	50,404	49,574	830	98.4%	48,307	49,460
	-	717	-	717	-	173	-
	450	2,267	815	1,452	36.0%	423	250
	-	263	18	245	6.8%	209	36
	100	475	489	(14)	102.9%	318	68
	(300)	166	111	55	66.9%	372	322
	-	-	-	-	-	79	-
	-	123	-	123	-	-	-
	(2,400)	85	-	85	-	1,881	1,881
	(2,150)	25,584	6,169	19,415	24.1%	36,421	37,683
	-	-	7	(7)	-	-	-
	-	-	9	(9)	-	-	-
	-	234	74	160	31.6%	146	-
	4,000	4,000	9,307	(5,307)	232.7%	-	-
	(200)	49	14	35	28.6%	201	201
	-	-	16	(16)	-	-	-
	(2,151)	4,467	4,920	(453)	110.1%	4,569	4,100
	-	13	149	(136)	1146.2%	511	11
	150	3,272	1,381	1,891	42.2%	1,063	283
	4,300	8,689	26,095	(17,406)	300.3%	1,941	4,625
	4,000	30,931	30,931	-	100.0%	177,974	177,974
	-	-	-	-	-	120,000	120,000
	-	-	-	-	-	120,000	120,000
	-	-	-	-	-	120,000	120,000
	-	18,504	18,504	-	100.0%	14,024	14,024
	-	18,504	18,504	-	100.0%	14,024	14,024
	4,000	12,427	12,427	-	100.0%	43,950	43,950
	-	-	-	-	-	-	-
	-	-	-	-	-	-	-
	6,377	84,499	83,109	1,390	98.4%	228,783	231,369

BOXING FAST FACT

Barbara Buttrick, one of the most famous women's boxers of all-time, became the first female boxer to have her fight broadcast on national television



APPROPRIATION STATEMENT

for the year ended 31 March 2015

3.1 PROGRAMME MANAGEMENT: WINNING NATION			
2014/2015			
	ADJUSTED APPROPRIATION	SHIFTING OF FUNDS	
ECONOMIC CLASSIFICATION	R'000	R'000	
Current payments	2,000	-	
Compensation of employees	-	-	
Goods and services	2,000	-	
Total	2,000	-	

3.2 SCIENTIFIC SUPPORT			
2014/2015			
	ADJUSTED APPROPRIATION	SHIFTING OF FUNDS	
ECONOMIC CLASSIFICATION	R'000	R'000	
Current payments	17,051	-	
Compensation of employees	1,544	-	
Goods and services	15,507	-	
Transfers and subsidies	26,931	-	
Provinces and municipalities	-	-	
Departmental agencies and accounts	18,504	-	
Non-profit institutions	8,427	-	
Total	43,982	-	

3.3 MAJOR EVENTS SUPPORT			
2014/2015			
	ADJUSTED APPROPRIATION	SHIFTING OF FUNDS	
ECONOMIC CLASSIFICATION	R'000	R'000	
Current payments	12,340	-	
Compensation of employees	1,042	-	
Goods and services	11,298	-	
Transfers and subsidies	-	-	
Provinces and municipalities	-	-	
Households	-	-	
Total	12,340	-	

BOXING FAST FACT

Types of Punches – Cross: A straight punch thrown with the stronger trailing hand



APPROPRIATION STATEMENT

for the year ended 31 March 2015

3.1 PROGRAMME MANAGEMENT: WINNING NATION

						2013/2014	
VIREMENT	FINAL APPROPRIATION	ACTUAL EXPENDITURE	VARIANCE	EXPENDITURE AS % OF FINAL APPROPRIATION		FINAL APPROPRIATION	ACTUAL EXPENDITURE
R'000	R'000	R'000	R'000	%		R'000	R'000
(2,000)	-	-	-	-		1,905	-
-	-	-	-	-		-	-
(2,000)	-	-	-	-		1,905	-
(2000)	-	-	-	-		1,905	-

3.2 SCIENTIFIC SUPPORT

						2013/2014	
VIREMENT	FINAL APPROPRIATION	ACTUAL EXPENDITURE	VARIANCE	EXPENDITURE AS % OF FINAL APPROPRIATION		FINAL APPROPRIATION	ACTUAL EXPENDITURE
R'000	R'000	R'000	R'000	%		R'000	R'000
(7,317)	9,734	9,453	281	97.1%		22,677	29,730
383	1,927	1,927	-	100.0%		1,450	2,478
(7,700)	7,807	7,526	281	96.4%		21,227	27,252
4,000	30,931	30,931	-	100.0%		21,974	21,974
-	-	-	-	-		-	-
-	18,504	18,504	-	100.0%		14,024	14,024
4,000	12,427	12,427	-	100.0%		7,950	7,950
(3,317)	40,665	40,384	281	99.3%		44,651	51,704

3.3 MAJOR EVENTS SUPPORT

						2013/2014	
VIREMENT	FINAL APPROPRIATION	ACTUAL EXPENDITURE	VARIANCE	EXPENDITURE AS % OF FINAL APPROPRIATION		FINAL APPROPRIATION	ACTUAL EXPENDITURE
R'000	R'000	R'000	R'000	%		R'000	R'000
6,545	18,885	18,059	826	95.6%		4,327	1,765
195	1,237	677	560	54.7%		1,052	1,457
6,350	17,648	17,382	266	98.5%		3,275	308
-	-	-	-	-		156,000	156,000
-	-	-	-	-		120,000	120,000
-	-	-	-	-		36,000	36,000
6,545	18,885	18,059	826	95.6%		160,327	157,765

WOMEN'S BOXING FAST FACT

USA Boxing adopts rules and regulations implementing women's amateur boxing into its amateur boxing program.



APPROPRIATION STATEMENT

for the year ended 31 March 2015

3.4 RECOGNITION SYSTEMS			
2014/2015			
	ADJUSTED APPROPRIATION	SHIFTING OF FUNDS	
ECONOMIC CLASSIFICATION	R'000	R'000	
Current payments	19,800	-	
Goods and services	19,800	-	
Total	19,800	-	

PROGRAMME 4: SPORT SUPPORT			
2014/2015			
	ADJUSTED APPROPRIATION	SHIFTING OF FUNDS	
SUB PROGRAMME	R'000	R'000	
1. Programme Management: Sport Support	4,057	-	
2. International Liaison	8,841	-	
3. Sport and Recreation Service Providers	132,156	-	
Total for sub programmes	145,054	-	
Current payments	34,254	-	
Compensation of employees	11,173	-	
Salaries and wages	9,662	-	
Social contributions	1,511	-	
Goods and services	23,081	-	
Administrative fees	1,300	-	
Advertising	13	-	
Minor assets	47	-	
Catering: Departmental activities	46	-	
Communication	363	-	
Legal services	-	-	
Contractors	2,063	-	
Inventory: Fuel, oil and gas	-	-	
Inventory: Other supplies	57	-	
Consumable supplies	-	-	
Consumable: Stationery, printing and office supplies	255	-	
Transport provided: Departmental activity	-	-	
Travel and subsistence	3,078	-	
Training and development	-	-	
Operating payments	5,383	-	
Venues and facilities	10,476	-	
Interest and rent on land	-	-	
Rent on land	-	-	

APPROPRIATION STATEMENT

for the year ended 31 March 2015

3.4 RECOGNITION SYSTEMS							
						2013/2014	
VIREMENT	FINAL APPROPRIATION	ACTUAL EXPENDITURE	VARIANCE	EXPENDITURE AS % OF FINAL APPROPRIATION	FINAL APPROPRIATION	ACTUAL EXPENDITURE	
R'000	R'000	R'000	R'000	%	R'000	R'000	
5,149	24,949	24,666	283	98.9%	21,900	21,900	
5,149	24,949	24,666	283	98.9%	21,900	21,900	
5,149	24,949	24,666	283	98.9%	21,900	21,900	

PROGRAMME 4: SPORT SUPPORT							
						2013/2014	
VIREMENT	FINAL APPROPRIATION	ACTUAL EXPENDITURE	VARIANCE	EXPENDITURE AS % OF FINAL APPROPRIATION	FINAL APPROPRIATION	ACTUAL EXPENDITURE	
R'000	R'000	R'000	R'000	%	R'000	R'000	
(730)	3,327	3,327	-	100.0%	3,035	3,388	
1,910	10,751	10,807	(56)	100.5%	3,433	3,366	
2,627	134,783	134,727	56	100.0%	111,727	109,030	
3,807	148,861	148,861	-	100.0%	118,195	115,784	
7,807	42,061	42,050	11	100.0%	14,610	11,051	
40	11,213	10,475	738	93.4%	8,969	7,753	
(11)	9,651	9,374	277	97.1%	7,740	6,745	
51	1,562	1,101	461	70.5%	1,229	1,008	
7,767	30,848	31,575	(727)	102.4%	5,641	3,298	
-	1,300	-	1,300	-	-	-	
-	13	4,243	(4,230)	32 638.75%	7	7	
-	47	6	41	12.8%	31	31	
1,500	1,546	1,966	(420)	127.1%	39	120	
(29)	334	299	35	89.5%	684	1,084	
-	-	158	(158)	-	-	-	
1,580	3,643	3,755	(112)	103.1%	2,243	(419)	
-	-	9	(9)	-	-	-	
(30)	27	163	(136)	603.7%	44	73	
-	-	2	(2)	-	-	-	
349	604	529	75	87.6%	224	224	
966	966	1,272	(306)	131.7%	-	-	
3,270	6,348	9,580	(3,232)	150.9%	1,961	453	
-	-	542	(542)	-	17	17	
730	6,113	5,150	963	84.2%	219	320	
(569)	9,907	3,901	6,006	39.4%	172	1,388	
-	-	-	-	-	-	-	
-	-	-	-	-	-	-	

APPROPRIATION STATEMENT

for the year ended 31 March 2015

PROGRAMME 4: SPORT SUPPORT			
2014/2015			
	ADJUSTED APPROPRIATION	SHIFTING OF FUNDS	
SUB PROGRAMME	R'000	R'000	
Transfers and subsidies	110,800	-	
Provinces and municipalities	-	-	
Municipalities	-	-	
Municipal bank accounts	-	-	
Departmental agencies and accounts	7,945	-	
Departmental agencies	7,945	-	
Non-profit institutions	102,855	-	
Households	-	-	
Social benefits	-	-	
Payments for capital assets	-	-	
Payments for financial assets	-	-	
Total	145,054	-	

4.1 PROGRAMME MANAGEMENT: SPORT SUPPORT			
2014/2015			
	ADJUSTED APPROPRIATION	SHIFTING OF FUNDS	
ECONOMIC CLASSIFICATION	R'000	R'000	
Current payments	4,057	-	
Compensation of employees	2,988	-	
Goods and services	1,069	-	
Transfers and subsidies	-	-	
Households	-	-	
Total	4,057	-	

4.2 INTERNATIONAL LIAISON			
2014/2015			
	ADJUSTED APPROPRIATION	SHIFTING OF FUNDS	
ECONOMIC CLASSIFICATION	R'000	R'000	
Current payments	8,841	-	
Compensation of employees	1,650	-	
Goods and services	7,191	-	
Interest and rent on land	-	-	
Transfers and subsidies	-	-	
Total	8,841	-	

APPROPRIATION STATEMENT

for the year ended 31 March 2015

PROGRAMME 4: SPORT SUPPORT							
						2013/2014	
VIREMENT	FINAL APPROPRIATION	ACTUAL EXPENDITURE	VARIANCE	EXPENDITURE AS % OF FINAL APPROPRIATION	FINAL APPROPRIATION	ACTUAL EXPENDITURE	
R'000	R'000	R'000	R'000	%	R'000	R'000	
(4,000)	106,800	106,811	(11)	100.0%	103,585	104,733	
-	-	-	-	-	-	-	
-	-	-	-	-	-	-	
-	-	-	-	-	-	-	
-	7,945	7,945	-	100.0%	6,552	7,700	
-	7,945	7,945	-	100.0%	6,552	7,700	
(4,000)	98,855	98,855	-	100.0%	97,033	97,033	
-	-	11	(11)	-	-	-	
-	-	11	(11)	-	-	-	
-	-	-	-	-	-	-	
-	-	-	-	-	-	-	
3,807	148,861	148,861	-	100%	118,195	115,784	

4.1 PROGRAMME MANAGEMENT: SPORT SUPPORT							
						2013/2014	
VIREMENT	FINAL APPROPRIATION	ACTUAL EXPENDITURE	VARIANCE	EXPENDITURE AS % OF FINAL APPROPRIATION	FINAL APPROPRIATION	ACTUAL EXPENDITURE	
R'000	R'000	R'000	R'000	%	R'000	R'000	
(730)	3,327	3,316	11	99.7%	3,035	3,388	
150	3,138	3,032	106	96.6%	2,435	2,494	
(880)	189	284	(95)	150.3%	600	894	
-	-	11	(11)	-	-	-	
-	-	11	(11)	-	-	-	
(730)	3,327	3,327	-	100.0%	3,035	3,388	

4.2 INTERNATIONAL LIAISON							
						2013/2014	
VIREMENT	FINAL APPROPRIATION	ACTUAL EXPENDITURE	VARIANCE	EXPENDITURE AS % OF FINAL APPROPRIATION	FINAL APPROPRIATION	ACTUAL EXPENDITURE	
R'000	R'000	R'000	R'000	%	R'000	R'000	
1,910	10,751	10,807	(56)	100.5%	3,433	3,366	
310	1,960	1,958	2	99.9%	2,323	1,807	
1,600	8,791	8,849	(58)	100.7%	1,110	1,559	
-	-	-	-	-	-	-	
1,910	10,751	10,807	(56)	100.5%	3,433	3,366	

APPROPRIATION STATEMENT


for the year ended 31 March 2015

4.3 SPORTS AND RECREATION SERVICE PROVIDERS		2014/2015	
	ADJUSTED APPROPRIATION	SHIFTING OF FUNDS	
ECONOMIC CLASSIFICATION	R'000	R'000	
Current payments	21,356	-	
Compensation of employees	6,535	-	
Goods and services	14,821	-	
Transfers and subsidies	110,800	-	
Provinces and municipalities	-	-	
Departmental agencies and accounts	7,945	-	
Non-profit institutions	102,855	-	
Total	132,156	-	

BOXING FAST FACT

Aggrinneth Nkadi (Born 1937) was introduced to boxing in 1956 as a form of self-defence after being attacked by a group of thugs who beat her up leaving a cut under her right eye.

In those days, the Young Boxing Club in Alexandra to which she belonged had no female boxers and as a result she had to train with boys. Although she was a factory worker, boxing and singing were her passions.



APPROPRIATION STATEMENT

for the year ended 31 March 2015

4.3 SPORTS AND RECREATION SERVICE PROVIDERS

						2013/2014	
VIREMENT	FINAL APPROPRIATION	ACTUAL EXPENDITURE	VARIANCE	EXPENDITURE AS % OF FINAL APPROPRIATION	FINAL APPROPRIATION	ACTUAL EXPENDITURE	
R'000	R'000	R'000	R'000	%	R'000	R'000	
6,627	27,983	27,927	(56)	99.8%	8,142	4,297	
(420)	6,115	5,485	630	89.7%	4,211	3,452	
7,047	21,868	22,442	(574)	102.6%	3,931	845	
(4000)	106,800	106,800	-	100%	103,585	104,733	
-	-	-	-	-	-	-	
-	7,945	7,945	-	100%	6,552	7,700	
(4,000)	98,855	98,855	-	100%	97,033	97,033	
2,627	134,783	134,727	56	100%	111,727	109,030	



APPROPRIATION STATEMENT

for the year ended 31 March 2015

PROGRAMME 5: INFRASTRUCTURE SUPPORT			
2014/2015			
	ADJUSTED APPROPRIATION	SHIFTING OF FUNDS	
SUB PROGRAMME	R'000	R'000	
1. Programme Management: Infrastructure Support	2,000	-	
2. Sport and Recreation Facility Management	5,163	-	
3. Sport and Recreation Facility Planning	3,238	-	
Total for sub programmes	10,401	-	
Economic classification			
Current payments	10,401	-	
Compensation of employees	3,685	-	
Salaries and wages	3,200	-	
Social contributions	485	-	
Goods and services	6,716	-	
Advertising	36	-	
Minor assets	-	-	
Audit costs: External	-	-	
Catering: Departmental activities	-	-	
Communication	205	-	
Contractors	5,186	-	
Inventory: Other supplies	7	-	
Consumable: Stationery, printing and office supplies	30	-	
Travel and subsistence	1,145	-	
Operating payments	107	-	
Venues and facilities	-	-	
Transfers and subsidies	-	-	
Payments for capital assets	-	-	
Buildings and other fixed structures	-	-	
Buildings	-	-	
Other fixed structures	-	-	
Payments for financial assets	-	-	
Total	10,401	-	

5.1 PROGRAMME MANAGEMENT: INFRASTRUCTURE SUPPORT			
2014/2015			
	ADJUSTED APPROPRIATION	SHIFTING OF FUNDS	
ECONOMIC CLASSIFICATION	R'000	R'000	
Current payments	2,000	-	
Goods and services	2,000	-	
Transfers and subsidies	-	-	
Payments for capital assets	--	-	

APPROPRIATION STATEMENT

for the year ended 31 March 2015

PROGRAMME 5: INFRASTRUCTURE SUPPORT							
						2013/2014	
VIREMENT	FINAL APPROPRIATION	ACTUAL EXPENDITURE	VARIANCE	EXPENDITURE AS % OF FINAL APPROPRIATION	FINAL APPROPRIATION	ACTUAL EXPENDITURE	
R'000	R'000	R'000	R'000	%	R'000	R'000	
(2,000)	-	-	-	-	1,905	-	
(2,736)	2,427	2,741	(314)	112.9%	4,639	1,913	
100	3,338	2,195	1,143	65.8%	2,755	2,667	
(4,636)	5,765	4,936	829	85.6%	9,299	4,580	
(4,636)	5,765	4,936	829	85.6%	9,299	4,385	
(1,298)	2,387	2,262	125	94.8%	2,419	2,087	
(1,140)	2,060	2,015	45	97.8%	2,105	1,732	
(158)	327	247	80	75.5%	314	355	
(3,338)	3,378	2,674	704	79.2%	6,880	2,298	
-	36	153	(117)	425.0%	33	33	
-	-	2	(2)	-	-	-	
-	-	17	(17)	-	-	-	
-	-	2	(2)	-	37	37	
(138)	67	37	30	55.2%	371	204	
(2,900)	2,286	2,401	(115)	105.0%	4,814	9	
-	7	-	7	-	-	-	
-	30	33	(3)	110.0%	27	27	
(700)	445	418	27	93.9%	1,514	1,954	
-	107	41	66	38.3%	84	34	
400	400	(430)	830	107.5%	-	-	
-	-	-	-	-	-	-	
-	-	-	-	-	-	195	
-	-	-	-	-	-	195	
-	-	-	-	-	-	-	
-	-	-	-	-	-	195	
-	-	-	-	-	-	-	
(4,636)	5,765	4,936	829	85.6%	9,299	4,580	

5.1 PROGRAMME MANAGEMENT: INFRASTRUCTURE SUPPORT

5.1 PROGRAMME MANAGEMENT: INFRASTRUCTURE SUPPORT							
						2013/2014	
VIREMENT	FINAL APPROPRIATION	ACTUAL EXPENDITURE	VARIANCE	EXPENDITURE AS % OF FINAL APPROPRIATION	FINAL APPROPRIATION	ACTUAL EXPENDITURE	
R'000	R'000	R'000	R'000	%	R'000	R'000	
(2,000)	-	-	-	-	1,905	-	
(2,000)	-	-	-	-	1,905	-	
-	-	-	-	-	-	-	
-	-	-	-	-	-	-	

APPROPRIATION STATEMENT

for the year ended 31 March 2015

5.1 PROGRAMME MANAGEMENT: INFRASTRUCTURE SUPPORT			
2014/2015			
	ADJUSTED APPROPRIATION	SHIFTING OF FUNDS	
ECONOMIC CLASSIFICATION	R'000	R'000	
Payments for financial assets	-	-	
Total	2,000	-	

5.2 SPORT AND RECREATION FACILITY MANAGEMENT			
2014/2015			
	ADJUSTED APPROPRIATION	SHIFTING OF FUNDS	
ECONOMIC CLASSIFICATION	R'000	R'000	
Current payments	5,163	-	
Compensation of employees	1,093	-	
Goods and services	4,070	-	
Transfers and subsidies	-	-	
Payments for capital assets	-	-	
Buildings and other fixed structures	-	-	
Payments for financial assets	-	-	
Total	5,163	-	

5.3 SPORT AND RECREATION FACILITY PLANNING			
2014/2015			
	ADJUSTED APPROPRIATION	SHIFTING OF FUNDS	
ECONOMIC CLASSIFICATION	R'000	R'000	
Current payments	3,238	-	
Compensation of employees	2,592	-	
Goods and services	646	-	
Transfers and subsidies	-	-	
Payments for capital assets	-	-	
Payments for financial assets	-	-	
Total	3,238	-	

BOXING FAST FACT

When Gerald Dreyer was 16 years old, he won five amateur titles in eight weeks. One of them was the senior Transvaal lightweight championship. Dreyer was only a fraction over the featherweight limit at the time. A year later he won the SA senior lightweight title. He won the lightweight gold medal at the 1948 Olympic Games in London. As a professional he held the SA lightweight and British Empire welterweight titles.



APPROPRIATION STATEMENT

for the year ended 31 March 2015

5.1 PROGRAMME MANAGEMENT: INFRASTRUCTURE SUPPORT

						2013/2014	
VIREMENT	FINAL APPROPRIATION	ACTUAL EXPENDITURE	VARIANCE	EXPENDITURE AS % OF FINAL APPROPRIATION	FINAL APPROPRIATION	ACTUAL EXPENDITURE	
R'000	R'000	R'000	R'000	%	R'000	R'000	
-	-	-	-	-	-	-	
(2,000)	-	-	-	-	1,905	-	

5.2 SPORT AND RECREATION FACILITY MANAGEMENT

						2013/2014	
VIREMENT	FINAL APPROPRIATION	ACTUAL EXPENDITURE	VARIANCE	EXPENDITURE AS % OF FINAL APPROPRIATION	FINAL APPROPRIATION	ACTUAL EXPENDITURE	
R'000	R'000	R'000	R'000	%	R'000	R'000	
(2,736)	2,427	2,741	(314)	112.9%	4,639	1,718	
(998)	95	100	(5)	105.3%	540	-	
(1,738)	2,332	2,641	(309)	113.3%	4,099	1,718	
-	-	-	-	-	-	-	
-	-	-	-	-	-	195	
-	-	-	-	-	-	195	
-	-	-	-	-	-	-	
(2,736)	2,427	2,741	(314)	112.9%	4,639	1,913	

5.3 SPORT AND RECREATION FACILITY PLANNING

						2013/2014	
VIREMENT	FINAL APPROPRIATION	ACTUAL EXPENDITURE	VARIANCE	EXPENDITURE AS % OF FINAL APPROPRIATION	FINAL APPROPRIATION	ACTUAL EXPENDITURE	
R'000	R'000	R'000	R'000	%	R'000	R'000	
100	3,338	2,195	1,143	65.8%	2,755	2,667	
(300)	2,292	2,162	130	94.3%	1,879	2,087	
400	1,046	33	1,013	3.2%	876	580	
-	-	-	-	-	-	-	
-	-	-	-	-	-	-	
-	-	-	-	-	-	-	
100	3,338	2,195	1,143	65.8%	2,755	2,667	

BOXING FAST FACT

Jewey Smith, who fought Tommy Burns for the world heavyweight championship in Paris on April 18, 1908, is often referred to as a South African. However, according to available records he was born in Aldgate, London, on July 1, 1884.



NOTES TO THE APPROPRIATION STATEMENT

for the year ended 31 March 2015

1. Detail of transfers and subsidies as per Appropriation Act (after Virement):

Detail of these transactions can be viewed in the note on Transfers and subsidies, disclosure notes and Annexure 1 (A-H) to the Annual Financial Statements.

	FINAL APPROPRIATION	ACTUAL EXPENDITURE	VARIANCE R'000	VARIANCE AS A % OF FINAL APPROPRIATION
Departmental agencies and accounts	26,525	26,496	29	100.0%
Provincial & Municipal transfers	525,632	525,632	-	100.0%
Non-profit Institutions	146,615	146,615	-	100.0%
Households	-	355	(355)	
TOTAL	698,772	699,098	(326)	

- The R355 000 variance on households is due to payment of leave gratuity to officials for unused leave at the end of leave cycle.

2. Detail of specifically and exclusively appropriated amounts voted (after Virement):

Detail of these transactions can be viewed in note 1 (Annual Appropriation) to the Annual Financial Statements.

	FINAL APPROPRIATION	2014/2015 ACTUAL FUNDS RECEIVED	VARIANCE R'000	VARIANCE AS A % OF FINAL APPROPRIATION
1. Administration	106,512	107,590	(1,078)	101.0%
2. Active Nation	624,767	623,337	1,430	99.8%
3. Winning Nation	84,499	79,222	5,277	93.8%
4. Sport Support	148,861	152,554	(3,693)	102.5%
5. Infrastructure Support	5,765	7,701	(1,936)	133.7%
TOTAL	970,404	970,404	-	

- Funds requested for accommodation costs related to the new building were reprioritized to community sport sub-programme.
- The funds shifted from compensation of employees to goods & services will be utilized to address outstanding invoices for Ekhaya Project that took place at 2014 Commonwealth Games in Glasgow.

3. Detail on payments for financial assets

Detail of these transactions per programme can be viewed in the note on Payments for financial assets to the Annual Financial Statements.

	FINAL APPROPRIATION	ACTUAL EXPENDITURE	VARIANCE R'000	VARIANCE AS A % OF FINAL APPROPRIATION
Payment for financial assets	-	78	(78)	-

- The transactions of financial assets refer to bad debts written off during the financial year.

4. Explanations of material variances from Amounts Voted (after Virement):

4.1 PER PROGRAMME	FINAL APPROPRIATION	ACTUAL EXPENDITURE	VARIANCE R'000	VARIANCE AS A % OF FINAL APPROPRIATION
Administration	106,512	105,152	1,360	98,7%
<ul style="list-style-type: none"> The under spending is due to vacant posts within SRSA and accommodation costs that have been utilized as the move to the new premises is not yet finalised. 				
Active Nation	624,767	624,767	-	100.0%
<ul style="list-style-type: none"> The under spending is due to vacant posts within SRSA and accommodation costs that have utilized as move to the new premises is not yet finalised. 				

NOTES TO THE APPROPRIATION STATEMENT

for the year ended 31 March 2015


Winning Nation	84,499	83,109	1,390	98.4%
<i>The under-spending is due to the payments related to the Nelson Mandela Sport and Culture Day.</i>				
Sport Support	148,861	148,861	-	100.0%
<i>The Department utilised all funds to this unit.</i>				
Infrastructure Support	5,765	4,936	829	85.6%

4.2 PER ECONOMIC CLASSIFICATION	FINAL APPROPRIATION	ACTUAL EXPENDITURE	VARIANCE	VARIANCE AS A % OF FINAL APPROPRIATION
	R'000	R'000	R'000	R'000
Current payments	269,465	265,540	3,925	98.5%
Compensation of employees	84,203	82,376	1,827	97.8%
Goods and services	185,262	183,021	2,241	99.0%
Transfers and subsidies	698,772	699,098	(326)	100%
Provinces and municipalities	525,632	525,632	-	100.0%
Departmental agencies and accounts	26,525	26,496	29	99.9%
Non-profit institutions	146,615	146,615	-	100.0%
Households	-	355	(355)	-
Payments for capital assets	2,167	2,109	58	97.3%
Buildings and other fixed structures				
Machinery and equipment	2,167	1,765	402	81.4%
Intangible assets	-	344	(344)	
Payments for financial assets	-	78	(78)	

4.3 PER CONDITIONAL GRANT	FINAL APPROPRIATION	ACTUAL EXPENDITURE	VARIANCE	VARIANCE AS A % OF FINAL APPROPRIATION
	R'000	R'000	R'000	R'000
Mass Participation and Sport Development Grant.	525,632	525,632	-	100.0%

BOXING FAST FACT

Little George Harris became the first SA flyweight champion when he stopped Marius Henning in the seventh round of their fight in Kimberley on November 12, 1909. He remained undefeated in this division until his retirement about 12 years later.



STATEMENT OF FINANCIAL PERFORMANCE

for the year ended 31 March 2015

	NOTE	2014/2015	2013/2014
		R'000	R'000
REVENUE			
Annual appropriation	1	970,404	1,073,485
Departmental revenue	2	107	210
Aid assistance	3	27,804	4,200
TOTAL REVENUE		998,315	1,077,895
EXPENDITURE			
Current expenditure			
Compensation of employees	4	82,376	76,572
Goods and services	5	183,021	181,000
Interest and rent on land	6	143	-
Aid assistance	3	27,233	3,980
Total current expenditure		292,773	261,552
Transfers and subsidies			
Transfers and subsidies	8	699,098	814,294
Total transfers and subsidies		699,098	814,294
Expenditure for capital assets			
Tangible assets	9	1,765	1,030
Intangible assets	9	344	122
Total expenditure for capital assets		2,109	1,152
Payments for financial assets	7	78	11
TOTAL EXPENDITURE		994,058	1,077,009
SURPLUS/(DEFICIT) FOR THE YEAR		4,257	886
Reconciliation of Net Surplus/(Deficit) for the year			
Voted funds		3,579	456
Annual appropriation		3,579	456
Conditional grants		-	-
Unconditional grants		-	-
Departmental revenue and NRF Receipts	15	107	210
Aid assistance	3	571	220
SURPLUS/(DEFICIT) FOR THE YEAR		4,257	886

BOXING FAST FACT

October 28, 1893, Clem Webb became the first referee to get into the ring with the boxers. Until then, referees had operated from outside the ring.



FINANCIAL POSITION

as at 31 March 2015

	NOTE	2014/2015	2013/2014
		R'000	R'000
ASSETS			
Current assets		4,324	5,761
Unauthorised expenditure	<u>10</u>	705	705
Cash and cash equivalents	<u>11</u>	1,397	2,915
Prepayments and advances	<u>12</u>	12	65
Receivables	<u>13</u>	2,210	2,076
Non-current assets		-	-
Receivables		-	-
TOTAL ASSETS		4,324	5,761
LIABILITIES			
Current liabilities		4,299	5,716
Voted funds to be surrendered to the Revenue Fund	<u>14</u>	3,579	456
Departmental revenue and NRF Receipts to be surrendered to the Revenue Fund	<u>15</u>	5	13
Payables	<u>16</u>	144	5,027
Aid assistance unutilised	<u>3</u>	571	220
Non-current liabilities		-	-
Payables		-	-
TOTAL LIABILITIES		4,299	5,716
NET ASSETS		25	45

	NOTE	2014/2015	2013/2014
		R'000	R'000
Represented by:			
Recoverable revenue		25	45
TOTAL		25	45

BOXING FAST FACT

The heavyweight fight between SA champion Johnny Ralph and world light-heavyweight champion Freddie Mills of England drew about 40 000 spectators to the Wembley Stadium in Johannesburg on November 6, 1948. They paid a record amount for tickets – about R85 000 in today's terms.



STATEMENT OF NET CHANGE IN ASSETS

for the year ended 31 March 2015

	NOTE	2014/2015	2013/2014
		R'000	R'000
Capitalisation Reserves			
Opening balance		-	-
Closing balance		-	-
Recoverable revenue			
Opening balance		(1,306)	(1,351)
Transfers:		(20)	45
Debts raised		(20)	45
Closing balance		(1,326)	(1,306)
Retained funds			
Opening balance		-	-
Other transfers		-	-
Closing balance		-	-
Revaluation Reserve			
Opening balance		1,351	1,351
Transfers		-	-
Other		-	-
Closing balance		1,351	1,351
TOTAL		25	45



CASH FLOW STATEMENT

for the year ended 31 March 2015

	NOTE	2014/2015	2013/2014
		R'000	R'000
CASH FLOWS FROM OPERATING ACTIVITIES			
Receipts		998,315	1,077,895
Annual appropriated funds received	<u>1.1</u>	970,404	1,073,485
Departmental revenue received	<u>2</u>	101	208
Interest received	<u>2.2</u>	6	2
Aid assistance received	<u>3</u>	27,804	4,200
Net (increase)/decrease in working capital		(4,964)	4,527
Surrendered to Revenue Fund		(571)	(9,235)
Surrendered to RDP Fund/Donor		(220)	(201)
Current payments		(292,630)	(261,552)
Interest paid	<u>6</u>	(143)	-
Payments for financial assets	<u>7</u>	(78)	(11)
Transfers and subsidies paid	<u>8</u>	(699,098)	(814,294)
Net cash flow available from operating activities	<u>17</u>	611	(2,871)
CASH FLOWS FROM INVESTING ACTIVITIES			
Payments for capital assets	<u>9</u>	(2,109)	(1,152)
Net cash flows from investing activities		(2,109)	(1,152)
CASH FLOWS FROM FINANCING ACTIVITIES			
Distribution/dividend received		-	-
Increase/(decrease) in net assets		(20)	45
Increase/(decrease) in non-current payables		-	-
Net cash flows from financing activities		(20)	45
Net increase/(decrease) in cash and cash equivalents		(1,518)	(3,978)
Cash and cash equivalents at beginning of period		2,915	6,893
Cash and cash equivalents at end of period	<u>11</u>	1,397	2,915

BOXING FAST FACT

Skin-tight gloves were used during the last part of the nineteenth century and were made to order to fit snugly over the hands of the boxers.



ACCOUNTING POLICIES

for the year ended 31 March 2015

SUMMARY OF SIGNIFICANT ACCOUNTING POLICIES

The financial statements have been prepared in accordance with the following policies, which have been applied consistently in all material aspects, unless otherwise indicated.

The historical cost convention has been used, except where otherwise indicated. Management has used assessments and estimates in preparing the annual financial statements. These are based on the best information available at the time of preparation.

Where appropriate and meaningful, additional information has been disclosed to enhance the usefulness of the financial statements and to comply with the statutory requirements of the Public Finance Management Act (PFMA), Act 1 of 1999 (as amended by Act 29 of 1999), and the Treasury Regulations issued in terms of the PFMA and the annual Division of Revenue Act.

1	Basis of preparation
	The financial statements have been prepared in accordance with the Modified Cash Standard.
2	Going concern
	The financial statements have been prepared on a going concern basis.
3	Presentation currency
	Amounts have been presented in the currency of the South African Rand (R) which is also the functional currency of the Department.
4	Rounding
	Unless otherwise stated, financial figures have been rounded to the nearest one thousand Rand (R'000).
5	Foreign currency translation
	Cash flows arising from foreign currency transactions are translated into South African Rands using the exchange rates prevailing at the date of payment / receipt.
6	Comparative information
6.1	Prior period comparative information
	Prior period comparative information has been presented in the current year's financial statements. Where necessary, figures included in the prior period financial statements have been reclassified to ensure that the format in which the information is presented is consistent with the format of the current year's financial statements.
6.2	Current year comparison with budget
	A comparison between the approved, final budget and actual amounts for each programme and economic classification, is included in the appropriation statement.
7	Revenue
7.1	Appropriated funds
	Appropriated funds comprises of departmental allocations as well as direct charges against the revenue fund (i.e. statutory appropriation).
	Appropriated funds are recognised in the statement of financial performance on the date the appropriation becomes effective. Adjustments made in terms of the adjustments budget process are recognised in the statement of financial performance on the date the adjustments become effective.
	The net amount of any appropriated funds due to / from the relevant revenue fund at the reporting date is recognised as a payable / receivable in the statement of financial position.

ACCOUNTING POLICIES

for the year ended 31 March 2015

7.2	<p>Departmental revenue</p> <p>Departmental revenue is recognised in the statement of financial performance when received and is subsequently paid into the relevant revenue fund, unless stated otherwise.</p> <p>Any amount owing to the relevant revenue fund at the reporting date is recognised as a payable in the statement of financial position.</p>
7.3	<p>Accrued departmental revenue</p> <p>Accruals in respect of departmental revenue (excluding tax revenue) are recorded in the notes to the financial statements when:</p> <ul style="list-style-type: none"> it is probable that the economic benefits or service potential associated with the transaction will flow to the Department; and the amount of revenue can be measured reliably. <p>The accrued revenue is measured at the fair value of the consideration receivable.</p> <p>Accrued tax revenue (and related interest and / penalties) is measured at amounts receivable from collecting agents.</p>
8	<p>Expenditure</p>
8.1	<p>Compensation of employees</p>
8.1.1	<p>Salaries and wages</p> <p>Salaries and wages are recognised in the statement of financial performance on the date of payment.</p>
8.1.2	<p>Social contributions</p> <p>Social contributions made by the Department in respect of current employees are recognised in the statement of financial performance on the date of payment.</p> <p>Social contributions made by the Department in respect of ex-employees are classified as transfers to households in the statement of financial performance on the date of payment.</p>
8.2	<p>Other expenditure</p> <p>Other expenditure (such as goods and services, transfers and subsidies and payments for capital assets) is recognised in the statement of financial performance on the date of payment. The expense is classified as a capital expense if the total consideration paid is more than the capitalisation threshold.</p>
8.3	<p>Accrued expenditure payable</p> <p>Accrued expenditure payable is recorded in the notes to the financial statements when the goods are received or, in the case of services, when they are rendered to the Department.</p> <p>Accrued expenditure payable is measured at cost.</p>
8.4	<p>Leases</p>
8.4.1	<p>Operating leases</p> <p>Operating lease payments made during the reporting period are recognised as current expenditure in the statement of financial performance on the date of payment.</p> <p>The operating lease commitments are recorded in the notes to the financial statements.</p>

BOXING FAST FACT

In 2002, 26-year-old flyweight Alcazar entered the ring against Fernando Montiel and suffered a sixth-round TKO. 36 hours later in his hotel room, Alcazar collapsed to the floor and was later pronounced dead.



ACCOUNTING POLICIES

for the year ended 31 March 2015

8.4.2	<p>Finance leases</p> <p>Finance lease payments made during the reporting period are recognised as capital expenditure in the statement of financial performance on the date of payment.</p> <p>The finance lease commitments are recorded in the notes to the financial statements and are not apportioned between the capital and interest portions.</p> <p>Finance lease assets acquired at the end of the lease term are recorded and measured at the lower of:</p> <ul style="list-style-type: none"> • cost, being the fair value of the asset; or • the sum of the minimum lease payments made, including any payments made to acquire ownership at the end of the lease term, excluding interest.
9	<p>Aid Assistance</p>
9.1	<p>Aid assistance received</p> <p>Aid assistance received in cash is recognised in the statement of financial performance when received. In-kind aid assistance is recorded in the notes to the financial statements on the date of receipt and is measured at fair value.</p> <p>Aid assistance not spent for the intended purpose and any unutilised funds from aid assistance that are required to be refunded to the donor are recognised as a payable in the statement of financial position.</p>
9.2	<p>Aid assistance paid</p> <p>Aid assistance paid is recognised in the statement of financial performance on the date of payment. Aid assistance payments made prior to the receipt of funds are recognised as a receivable in the statement of financial position.</p>
10	<p>Cash and cash equivalents</p> <p>Cash and cash equivalents are stated at cost in the statement of financial position.</p> <p>Bank overdrafts are shown separately on the face of the statement of financial position.</p> <p>For the purposes of the cash flow statement, cash and cash equivalents comprise cash on hand, deposits held, other short-term highly liquid investments and bank overdrafts.</p>
11	<p>Prepayments and advances</p> <p>Prepayments and advances are recognised in the statement of financial position when the department receives or disburses the cash.</p> <p>Prepayments and advances are initially and subsequently measured at cost.</p>
12	<p>Loans and receivables</p> <p>Loans and receivables are recognised in the statement of financial position at cost plus accrued interest, where interest is charged, less amounts already settled or written-off.</p>
13	<p>Investments</p> <p>Investments are recognised in the statement of financial position at cost.</p>
14	<p>Impairment of financial assets</p> <p>Where there is an indication of impairment of a financial asset, an estimation of the reduction in the recorded carrying value, to reflect the best estimate of the amount of the future economic benefits expected to be received from that asset, is recorded in the notes to the financial statements.</p>
15	<p>Payables</p> <p>Loans and payables are recognised in the statement of financial position at cost.</p>

ACCOUNTING POLICIES

for the year ended 31 March 2015

16	Capital Assets
16.1	<p>Immovable capital assets</p> <p>Immovable capital assets are initially recorded in the notes to the financial statements at cost. Immovable capital assets acquired through a non-exchange transaction is measured at fair value as at the date of acquisition.</p> <p>Where the cost of immovable capital assets cannot be determined accurately, the immovable capital assets are measured at R1 unless the fair value of the asset has been reliably estimated, in which case the fair value is used.</p> <p>All assets acquired prior to 1 April 2002 (or a later date as approved by the OAG) may be recorded at R1.</p> <p>Immovable capital assets are subsequently carried at cost and are not subject to depreciation or impairment.</p> <p>Subsequent expenditure that is of a capital nature is added to the cost of the asset at the end of the capital project unless the immovable asset is recorded by another department in which case the completed project costs are transferred to that department.</p>
16.2	<p>Movable capital assets</p> <p>Movable capital assets are initially recorded in the notes to the financial statements at cost. Movable capital assets acquired through a non-exchange transaction is measured at fair value as at the date of acquisition.</p> <p>Where the cost of movable capital assets cannot be determined accurately, the movable capital assets are measured at fair value and where fair value cannot be determined; the movable assets are measured at R1.</p> <p>All assets acquired prior to 1 April 2002 (or a later date as approved by the OAG) may be recorded at R1.</p> <p>Movable capital assets are subsequently carried at cost and are not subject to depreciation or impairment.</p> <p>Biological assets are subsequently carried at fair value.</p> <p>Subsequent expenditure that is of a capital nature is added to the cost of the asset at the end of the capital project unless the movable asset is recorded by another department/entity in which case the completed project costs are transferred to that department.</p>
16.3	<p>Intangible assets</p> <p>Intangible assets are initially recorded in the notes to the financial statements at cost. Intangible assets acquired through a non-exchange transaction are measured at fair value as at the date of acquisition.</p> <p>Internally generated intangible assets are recorded in the notes to the financial statements when the department commences the development phase of the project.</p> <p>Where the cost of intangible assets cannot be determined accurately, the intangible capital assets are measured at fair value and where fair value cannot be determined; the intangible assets are measured at R1.</p> <p>All assets acquired prior to 1 April 2002 (or a later date as approved by the OAG) may be recorded at R1.</p> <p>Intangible assets are subsequently carried at cost and are not subject to depreciation or impairment.</p> <p>Subsequent expenditure that is of a capital nature is added to the cost of the asset at the end of the capital project unless the intangible asset is recorded by another department/entity in which case the completed project costs are transferred to that department.</p>

ACCOUNTING POLICIES

for the year ended 31 March 2015

17	Provisions and Contingents
17.1	Provisions Provisions are recorded in the notes to the financial statements when there is a present legal or constructive obligation to forfeit economic benefits as a result of events in the past and it is probable that an outflow of resources embodying economic benefits or service potential will be required to settle the obligation and a reliable estimate of the obligation can be made. The provision is measured as the best estimate of the funds required to settle the present obligation at the reporting date.
17.2	Contingent liabilities Contingent liabilities are recorded in the notes to the financial statements when there is a possible obligation that arises from past events, and whose existence will be confirmed only by the occurrence or non-occurrence of one or more uncertain future events not within the control of the department or when there is a present obligation that is not recognised because it is not probable that an outflow of resources will be required to settle the obligation or the amount of the obligation cannot be measured reliably.
17.3	Contingent assets Contingent assets are recorded in the notes to the financial statements when a possible asset arises from past events, and whose existence will be confirmed by the occurrence or non-occurrence of one or more uncertain future events not within the control of the Department.
17.4	Commitments Commitments are recorded at cost in the notes to the financial statements when there is a contractual arrangement or an approval by management in a manner that raises a valid expectation that the department will discharge its responsibilities thereby incurring future expenditure that will result in the outflow of cash.
18	Unauthorised expenditure Unauthorised expenditure is recognised in the statement of financial position until such time as the expenditure is either: <ul style="list-style-type: none"> • approved by Parliament or the Provincial Legislature with funding and the related funds are received; or • approved by Parliament or the Provincial Legislature without funding and is written off against the appropriation in the statement of financial performance; or • transferred to receivables for recovery. Unauthorised expenditure is measured at the amount of the confirmed unauthorised expenditure.
19	Fruitless and wasteful expenditure Fruitless and wasteful expenditure is recorded in the notes to the financial statements when confirmed. The amount recorded is equal to the total value of the fruitless and or wasteful expenditure incurred. Fruitless and wasteful expenditure is removed from the notes to the financial statements when it is resolved or transferred to receivables for recovery. Fruitless and wasteful expenditure receivables are measured at the amount that is expected to be recoverable and are de-recognised when settled or subsequently written-off as irrecoverable.

BOXING FAST FACT



Ed Sanders was an Olympic boxing champion who won the gold medal in the 1952 games. Sanders died on December 12, 1954 after going 11 rounds with Willie James. He had complained about headaches earlier in the day and was knocked unconscious during the fight. Many doctors believed that Sanders enhanced a previous injury during the James fight.

ACCOUNTING POLICIES

for the year ended 31 March 2015

20	<p>Irregular expenditure</p> <p>Irregular expenditure is recorded in the notes to the financial statements when confirmed. The amount recorded is equal to the value of the irregular expenditure incurred unless it is impracticable to determine, in which case reasons therefor are provided in the note.</p> <p>Irregular expenditure is removed from the note when it is either condoned by the relevant authority, transferred to receivables for recovery or not condoned and is not recoverable.</p> <p>Irregular expenditure receivables are measured at the amount that is expected to be recoverable and are de-recognised when settled or subsequently written-off as irrecoverable.</p>
21	<p>Changes in accounting policies, accounting estimates and errors</p> <p>Changes in accounting policies that are effected by management have been applied retrospectively in accordance with MCS requirements, except to the extent that it is impracticable to determine the period-specific effects or the cumulative effect of the change in policy. In such instances the department shall restate the opening balances of assets, liabilities and net assets for the earliest period for which retrospective restatement is practicable.</p> <p>Changes in accounting estimates are applied prospectively in accordance with MCS requirements.</p> <p>Correction of errors is applied retrospectively in the period in which the error has occurred in accordance with MCS requirements, except to the extent that it is impracticable to determine the period-specific effects or the cumulative effect of the error. In such cases the department shall restate the opening balances of assets, liabilities and net assets for the earliest period for which retrospective restatement is practicable.</p>
22	<p>Events after the reporting date</p> <p>Events after the reporting date that are classified as adjusting events have been accounted for in the financial statements. The events after the reporting date that are classified as non-adjusting events after the reporting date have been disclosed in the notes to the financial statements.</p>
23	<p>Agent-Principal arrangements</p> <p>Describes the nature, circumstances, and terms related to agency-principal arrangements and also refers to the relevant note to the financial statements.</p>
24	<p>Departures from the MCS requirements</p> <p>Requires declaration that management has concluded that the financial statements present fairly the department's primary and secondary information; that the department complied with the Standard except that it has departed from a particular requirement to achieve fair presentation; and the requirement from which the department has departed, the nature of the departure and the reason for departure.</p>
25	<p>Capitalisation reserve</p> <p>The capitalisation reserve comprises of financial assets and/or liabilities originating in a prior reporting period but which are recognised in the statement of financial position for the first time in the current reporting period. Amounts are recognised in the capitalisation reserves when identified in the current period and are transferred to the National/Provincial Revenue Fund when the underlying asset is disposed and the related funds are received.</p>
26	<p>Recoverable revenue</p> <p>Amounts are recognised as recoverable revenue when a payment made in a previous financial year becomes recoverable from a debtor in the current financial year. Amounts are either transferred to the National/Provincial Revenue Fund when recovered or are transferred to the statement of financial performance when written-off.</p>

ACCOUNTING POLICIES

for the year ended 31 March 2015

27	<p>Related party transactions</p> <p>A related party transaction is a transfer of resources, services or obligations between the reporting entity and a related party. Related party transactions are recorded in the notes to the financial statements when the transaction is not at arm's length.</p>
28	<p>Inventories</p> <p><i>(Effective from 1 April 2016)</i></p> <p>At the date of acquisition, inventories are recorded at cost price in the notes to the financial statements.</p> <p>Where inventories are acquired as part of a non-exchange transaction, the cost of inventory is its fair value at the date of acquisition.</p> <p>Inventories are subsequently measured at the lower of cost and net realisable value or the lower of cost and replacement value.</p>

Macbute “Macman” Sinyabi

FEATHERWEIGHT CHAMPION

BORN: 03 MARCH 1987
 MDANTSANE, SOUTH AFRICA
 TOTAL FIGHTS: 29
 WINS: 25
 WINS BY KO: 19
 LOSSES: 4
 DRAWS: 0
 NO CONTESTS: 0

BOXING FAST FACT

Cassius Clay, as Muhammad Ali was known at the time, won the title at the age of 22 years and 1 month. Mike Tyson was 20 years, 4 months and 22 days old when he won the WBC belt.



NOTES TO THE ANNUAL FINANCIAL STATEMENTS

for the year ended 31 March 2015

1. ANNUAL APPROPRIATION

1.1 Annual Appropriation

Included are funds appropriated in terms of the Appropriation Act (and the Adjustments Appropriation Act) for National Departments (Voted funds) and Provincial Departments:

	2014/2015			2013/2014
	FINAL APPROPRIATION	ACTUAL FUNDS RECEIVED	FUNDS NOT REQUESTED/ NOT RECEIVED	APPROPRIATION RECEIVED
	R'000	R'000	R'000	R'000
Programme 1: Administration	106,512	107,590	(1,078)	115,530
Programme 2: Active Nation	624,767	623,337	1,430	219,226
Programme 3: Winning Nation	84,499	79,222	5,277	573,141
Programme 4: Sport Support	148,861	152,554	(3,693)	160,707
Programme 5: Infrastructure Support	5,765	7,701	(1,936)	4,881
Total	970,404	970,404	-	1,073,485

The amounts for programme 2 & 3 in the prior year (2013/2014) were rearranged following the change in the budget structure in BAS. This was in order to align them with the envisaged expanded organizational structure following restructuring process.

2. DEPARTMENTAL REVENUE

	NOTE	2014/2015	2013/2014
		R'000	R'000
Sales of goods and services other than capital assets	2.1	52	52
Interest, dividends and rent on land	2.2	6	2
Transactions in financial assets and liabilities	2.3	49	156
Total revenue collected		107	210
Less: Own revenue included in appropriation		-	-
Departmental revenue collected		107	210

2.1 Sales of goods and services other than capital assets

	NOTE	2014/2015	2013/2014
		R'000	R'000
Sales of goods and services produced by the department			
Other sales	2	52	52
Sales of scrap, waste and other used current goods			
Total		52	52

2.2 Interest, dividends and rent on land

	NOTE	2014/2015	2013/2014
		R'000	R'000
Interest	2	6	2
Total		6	2

NOTES TO THE ANNUAL FINANCIAL STATEMENTS

for the year ended 31 March 2015

2.3 Transactions in financial assets and liabilities

	NOTE	2014/2015	2013/2014
		R'000	R'000
Other Receipts including Recoverable Revenue	2	49	156
Total		49	156

3. AID ASSISTANCE

	NOTE	2014/2015	2013/2014
		R'000	R'000
Opening Balance		220	201
Prior period error		-	-
As restated		220	201
Transferred from statement of financial performance		571	220
Transfers to or from retained funds		-	-
Paid during the year		(220)	(201)
Closing Balance		571	220

3.1 Analysis of balance by source

	NOTE	2014/2015	2013/2014
		R'000	R'000
Aid assistance from RDP	3	571	220
Closing balance		571	220

3.2 Analysis of balance

	NOTE	2014/2015	2013/2014
		R'000	R'000
Aid assistance unutilised	3	571	220
Closing balance		571	220



NOTES TO THE ANNUAL FINANCIAL STATEMENTS

for the year ended 31 March 2015

4. COMPENSATION OF EMPLOYEES

4.1 Salaries and Wages

	NOTE	2014/2015	2013/2014
		R'000	R'000
Basic salary		55,440	50,915
Performance award		266	206
Service Based		171	684
Compensative/circumstantial		2,579	2,024
Periodic payments		558	500
Other non-pensionable allowances		14,376	13,606
Total		73,390	67,935

4.2 Social contributions

	NOTE	2014/2015	2013/2014
		R'000	R'000
Employer contributions			
Pension		6,886	6,527
Medical		2,089	2,100
Bargaining council		11	10
Total		8,986	8,637
Total compensation of employees		82,376	76,572
Average number of employees		191	194

5. GOODS AND SERVICES

	NOTE	2014/2015	2013/2014
		R'000	R'000
Administrative fees		39	50
Advertising		13,585	10,225
Minor assets	5.1	82	216
Bursaries (employees)		8	27
Catering		3,958	1,883
Communication		3,638	4,062
Computer services	5.2	2,112	2,351
Legal services		3,745	584
Contractors		26,460	25,967
Agency and support / outsourced services		563	620
Entertainment		61	110
Audit cost – external	5.3	5,132	3,879
Fleet services		443	-
Inventory	5.4	-	1,050
Consumables	5.5	11,389	3,969
Operating leases		8,827	15,812
Property payments	5.6	2,104	2,224
Transport provided as part of the departmental activities		1,272	-

NOTES TO THE ANNUAL FINANCIAL STATEMENTS

for the year ended 31 March 2015

	NOTE	2014/2015	2013/2014
		R'000	R'000
Travel and subsistence	5.7	29,940	29,007
Venues and facilities		56,988	75,549
Training and development		3,968	687
Other operating expenditure	5.8	8,707	2,728
Total		183,021	181,000

These figures include the following items to be noted:

The advertising total figure of R13m, is made of the following:

Promotional items

R12, 422 million for promotional items distributed for school sport, basketball national league, netball premier league and community sport projects. Recruitment R327 thousand. Marketing R786 thousand.

Professional bodies & Subscription fees of R3,212 million payment for the 2015 African Games to be held in Sept-2015 in Cameroon.

Catering

This amount incurred during departmental projects like Indigenous games.

Legal services

This amount increased due to legal advice sort from State law advisors in dealing with litigations and support provided to Boxing South Africa.

Consumables:

This amount increased due to the implementation of Minister's recognition of athletes and teams for displaying exceptional performance in national and international games.

Transport provided as part of the departmental activities:

This amount includes expenditure incurred during the BNL & Netball premier league for transporting participants in these games.

Venues & Facilities:

This is reduced by 24% because most of the meetings were held in-house.

5.1 Minor assets

	NOTE	2014/2015	2013/2014
		R'000	R'000
Tangible assets		82	216
Machinery and equipment		82	216
Intangible assets			
Software		-	-
Total		82	216

5.2 Computer services

	NOTE	2014/2015	2013/2014
		R'000	R'000
SITA computer services		2,050	2,215
External computer service providers		62	136
Total		2,112	2,351

5.3 Audit cost – External

	NOTE	2014/2015	2013/2014
		R'000	R'000
Regularity audits		4,740	3,620
Computer audits		392	259
Total		5,132	3,879

BOXING FAST FACT

Boxing Day isn't related to boxing as a sport, however derives its name because it was the day families opened the box for the poor.



NOTES TO THE ANNUAL FINANCIAL STATEMENTS

for the year ended 31 March 2015

5.4 Inventory

	NOTE	2014/2015	2013/2014
		R'000	R'000
Other supplies	5.4.1	-	1,050
Total		-	1,050

5.4.1 Other supplies

	NOTE	2014/2015	2013/2014
		R'000	R'000
Assets for distribution			
Sports and recreation		-	-
Other assets for distribution		-	1,050
Other		-	-
Total		-	1,050

5.5 Consumables

	NOTE	2014/2015	2013/2014
		R'000	R'000
Consumable supplies		10,535	1,948
Other consumables		10,535	1,948
Stationery, printing and office supplies		854	2,021
Total		11,389	3,969

5.6 Property payments

	NOTE	2014/2015	2013/2014
		R'000	R'000
Municipal services		1,566	1,733
Property management fees		-	-
Other		538	491
Total		2,104	2,224

5.7 Travel and subsistence

	NOTE	2014/2015	2013/2014
		R'000	R'000
Local		24,510	20,860
Foreign		5,430	8,147
Total		29,940	29,007

5.8 Other operating expenditure

	NOTE	2014/2015	2013/2014
		R'000	R'000
Professional bodies, membership and subscription fees		4,749	177
Resettlement costs		77	63
Other		3,881	2,488
Total		8,707	2,728

NOTES TO THE ANNUAL FINANCIAL STATEMENTS

for the year ended 31 March 2015

6. INTEREST AND RENT ON LAND

	NOTE	2014/2015	2013/2014
		R'000	R'000
Interest paid		143	-
Total		143	-

7. PAYMENTS FOR FINANCIAL ASSETS

	NOTE	2014/2015	2013/2014
		R'000	R'000
Debts written off Former Employees	7.1	78	11
Total		78	11

7.1 Debts written off

	NOTE	2014/2015	2013/2014
		R'000	R'000
Nature of debts written off			
Other debt written off	7	78	11
Total		78	11

8. TRANSFERS AND SUBSIDIES

	NOTE	2014/2015	2013/2014
		R'000	R'000
Provinces and municipalities	34	525,632	617,591
Departmental agencies and accounts	Annex 1B	26,496	21,794
Non-profit institutions	Annex 1C	146,615	174,656
Households	Annex 1D	355	153
Total		699,098	814,194
Unspent funds transferred to the above beneficiaries		11,451	27,303

- The amount of R27, 303 million relates to the unspent DORA grant for the 2013/2014, which was received back from provincial departments of sport & recreation and was surrendered to the NRF.
- R27, 303 million include R5, 003 million DORA grant for the 2012/2013 financial year and it was also surrendered to NRF.
- The current year unspent DORA grant of R11, 451 million were not received back by the Department at financial year-end and it includes the roll-over amount of R1,091 approved for Eastern Cape for 2013/2014 financial year.

BOXING FAST FACT

In addition to superficial cuts and bruises, boxing can also cause more serious injury. Body blows can lead to fractured ribs and internal bleeding. Fractures to the bones of the hands can have serious long-term consequences if not treated properly, while eye injuries can lead to loss of vision. Amateur boxers wear protective headgear that can limit the risk of this type of head injury, but there is evidence that protective headgear does little to reduce the likelihood of the most severe form of boxing injury, brain damage.



NOTES TO THE ANNUAL FINANCIAL STATEMENTS

for the year ended 31 March 2015

9. EXPENDITURE FOR CAPITAL ASSETS

	NOTE	2014/2015	2013/2014
		R'000	R'000
Tangible assets		1,765	1,030
Machinery and equipment	30	1,765	1,030
Intangible assets			
Software	31	344	122
Total		2,109	1,152

9.1 Analysis of funds utilised to acquire capital assets – 2014/2015

	VOTED FUNDS	AID ASSISTANCE	TOTAL
	R'000	R'000	R'000
Tangible assets	1,765		1,765
Machinery and equipment	1,765	-	1,765
Intangible assets	344	-	344
Software	344	-	344
Total	2,109	-	2,109

9.2 Analysis of funds utilised to acquire capital assets – 2013/2014

	VOTED FUNDS	AID ASSISTANCE	TOTAL
	R'000	R'000	R'000
Tangible assets	1,030	-	1,030
Machinery and equipment	1,030	-	1,030
Intangible assets	122	-	122
Software	122	-	122
Total	1,152	-	1,152

10. UNAUTHORISED EXPENDITURE

10.1 Reconciliation of unauthorised expenditure

	NOTE	2014/2015	2013/2014
		R'000	R'000
Opening balance		705	705
As restated		705	705
Unauthorised expenditure – discovered in current year (as restated)		-	-
Less: Amounts transferred to receivables for recovery	10	-	-
Unauthorised expenditure awaiting authorisation / written off		705	705

NOTES TO THE ANNUAL FINANCIAL STATEMENTS

for the year ended 31 March 2015

10.2 Analysis of unauthorised expenditure awaiting authorisation per economic classification

	2014/2015	2013/2014
	R'000	R'000
Current	705	705
Capital	-	-
Transfers and subsidies	-	-
Total	705	705

10.3 Analysis of unauthorised expenditure awaiting authorisation per type

	2014/2015	2013/2014
	R'000	R'000
Unauthorised expenditure relating to overspending of a vote or a main division within a vote	-	-
Unauthorised expenditure incurred not in accordance with the purpose of the vote or main division	705	705
Total	705	705

11. CASH AND CASH EQUIVALENTS

	NOTE	2014/2015	2013/2014
		R'000	R'000
Consolidated Paymaster General Account		1,330	2,848
Cash on hand		67	67
Total		1,397	2,915

12. PREPAYMENTS AND ADVANCES

	NOTE	2014/2015	2013/2014
		R'000	R'000
Travel and subsistence		12	65
Prepayments		-	-
Total		12	65

13. RECEIVABLES

	NOTE	2014/2015				2013/2014
		R'000	R'000	R'000	R'000	R'000
		LESS THAN ONE YEAR	ONE TO THREE YEARS	OLDER THAN THREE YEARS	TOTAL	TOTAL
Claims recoverable	12.1 Annex 2	1,016	381	-	1,397	1,165
Staff debt	12.2	3	23	-	26	67
Other debtors	12.3	8	216	564	787	844
Total		1,027	620	564	2,210	2,076

NOTES TO THE ANNUAL FINANCIAL STATEMENTS

for the year ended 31 March 2015

13.1 Claims recoverable

	NOTE	2014/2015	2013/2014
		R'000	R'000
National departments		1,397	1,165
Total	13	1,397	1,165

13.2 Staff debt

	NOTE	2014/2015	2013/2014
		R'000	R'000
Other		6	19
Private Calls		-	5
Bursaries		20	43
Total	13	26	67

13.3 Other debtors

	NOTE	2014/2015	2013/2014
		R'000	R'000
Tax Debt		7	7
Former Employees		-	56
Clearing Account		565	565
Pension		-	5
Damages and losses		184	164
Salary Reversal		-	20
Salary Income tax		27	27
Medical Aid		5	-
Total	13	787	844

14. VOTED FUNDS TO BE SURRENDERED TO THE REVENUE FUND

	NOTE	2014/2015	2013/2014
		R'000	R'000
Opening balance		456	9,015
As restated		456	9,015
Transfer from statement of financial performance (as restated)		3,579	456
Paid during the year		(456)	(9,015)
Closing balance		3,579	456

BOXING FAST FACT

Lennox Lewis was the first British boxer to hold the undisputed world heavyweight title since Bob Fitzsimmons (who won the title in 1899). Lewis won Olympic gold in 1988.



NOTES TO THE ANNUAL FINANCIAL STATEMENTS

for the year ended 31 March 2015

15. DEPARTMENTAL REVENUE AND NRF RECEIPTS TO BE SURRENDERED TO THE REVENUE FUND

	NOTE	2014/2015	2013/2014
		R'000	R'000
Opening balance		13	23
As restated		13	23
Transfer from statement of financial performance (as restated)		107	210
Paid during the year		(115)	(220)
Closing balance		5	13

16. PAYABLES – CURRENT

	NOTE	2014/2015	2013/2014
		R'000	R'000
Clearing accounts	16.1	120	22
Other payables	16.2	24	5,005
Total		144	5,027

16.1 Clearing accounts


	NOTE	2014/2015	2013/2014
		R'000	R'000
Income Tax		111	22
Pension fund		9	-
Total	16	120	22

16.2 Other Payables

	NOTE	2014/2015	2013/2014
		R'000	R'000
Incorrect ABSA bank allocation to be reversed		24	-
Dora grant to be surrendered		-	5,005
Total	16	24	5,005

BOXING FAST FACT

Paul Ditau Molefyane, who rose to fame in the 1980s got his nickname at a time when a popular music show named *Diarora* ruled the TV airwaves. A master showboater who danced in the ring, winding his punches and feigning jabs like Sugar Ray Leonard, he appropriately became known as *Diarora*.



Ditau Paul “Diarora” Molefyane

LIGHTWEIGHT CHAMPION

BORN: 06 JANUARY 1965
 TEMBISA, SOUTH AFRICA
 TOTAL FIGHTS: 37
 WINS: 39
 WINS BY KO: 15
 LOSSES: 8
 DRAWS: 0
 NO CONTESTS: 0

NOTES TO THE ANNUAL FINANCIAL STATEMENTS

for the year ended 31 March 2015

17. NET CASH FLOW AVAILABLE FROM OPERATING ACTIVITIES

	NOTE	2014/2015	2013/2014
		R'000	R'000
Net surplus/(deficit) as per Statement of Financial Performance		4,257	886
Add back non cash/cash movements not deemed operating activities		(3,646)	(3,757)
(Increase)/decrease in receivables – current		(134)	(413)
(Increase)/decrease in prepayments and advances		53	(65)
(Increase)/decrease in other current assets		-	-
Increase/(decrease) in payables – current		(4,883)	5,005
Proceeds from sale of capital assets		-	-
Proceeds from sale of investments		-	-
(Increase)/decrease in other financial assets		-	-
Expenditure on capital assets		2,109	1,152
Surrenders to Revenue Fund		(571)	(9,235)
Surrenders to RDP Fund/Donor		(220)	(201)
Voted funds not requested/not received		-	-
Own revenue included in appropriation		-	-
Other non-cash items		-	-
Net cash flow generated by operating activities		611	(2,871)

18. RECONCILIATION OF CASH AND CASH EQUIVALENTS FOR CASH FLOW PURPOSES

	NOTE	2014/2015	2013/2014
		R'000	R'000
Consolidated Paymaster General account		1,330	2,848
Cash on hand		67	67
Total		1,397	2,915

19. CONTINGENT LIABILITIES AND CONTINGENT ASSETS

19.1 Contingent liabilities

	NOTE	2014/2015	2013/2014
		R'000	R'000
Liable to Nature			
Claims against the department		93	-
Total	Annex 1G	93	-

BOXING FAST FACT

Born in Brooklyn, New York, on June 30, 1966, Mike Tyson became the youngest heavyweight boxing champion of the world in 1986, at age 20



NOTES TO THE ANNUAL FINANCIAL STATEMENTS

for the year ended 31 March 2015

20. COMMITMENTS

	NOTE	2014/2015	2013/2014
		R'000	R'000
Current expenditure			
Approved and contracted		-	421
		-	421
Capital expenditure			
Approved and contracted		-	56
		-	56
Total Commitments		-	477

21. ACCRUALS AND PAYABLES NOT RECOGNISED

			2014/2015	2013/2014
			R'000	R'000
Listed by economic classification				
	30 Days	30+ Days	Total	Total
Goods and services	964	903	1,867	1,670
Total	964	903	1,867	1,670

	NOTE	2014/2015	2013/2014
		R'000	R'000
Listed by programme level			
1. Administration		1,027	824
2. Sport Support Services*		-	490
3. Mass Participation*		-	217
4. International Relations & Events*		-	124
5. Facilities Coordination*		-	15
2. Active Nation**		501	-
3. Winning Nation**		177	-
4. Sport Support**		162	-
5. Infrastructure**		-	-
Total		1,867	1,670
	NOTE	2014/2015	2013/2014
		R'000	R'000
Confirmed balances with other departments	Annex 3	174	1,115
Total		174	1,115

* Programme names have been changed as of 2014-15 financial year.

** New programme names as at end of 2014/2015 financial year.

BOXING FAST FACT

The youngest boxer to win a title is Wilfred Benitez at 17, and the record for most first round KO's is also held by Wilfred Benitez



NOTES TO THE ANNUAL FINANCIAL STATEMENTS

for the year ended 31 March 2015

22. EMPLOYEE BENEFITS

	NOTE	2014/2015	2013/2014
		R'000	R'000
Leave entitlement		3,893	3,339
Service bonus (Thirteenth cheque)		2,162	1,987
Performance awards		1,359	1,367
Capped leave commitments		2,251	2,135
Other		-	-
Total		9,665	8,828

23. LEASE COMMITMENTS

23.1 Operating leases expenditure

2014/2015	SPECIALISED MILITARY EQUIPMENT	LAND	BUILDINGS AND OTHER FIXED STRUCTURES	MACHINERY AND EQUIPMENT	TOTAL
Not later than 1 year	-	-	8,985	557	9,542
Later than 1 year and not later than 5 years	-	-	10,266	577	10,843
Later than five years	-	-	-	-	-
Total lease commitments	-	-	19,251	1,134	20,385

2013/2014	SPECIALISED MILITARY EQUIPMENT	LAND	BUILDINGS AND OTHER FIXED STRUCTURES	MACHINERY AND EQUIPMENT	TOTAL
Not later than 1 year	-	-	-	422	422
Later than 1 year and not later than 5 years	-	-	-	71	71
Total lease commitments	-	-	-	493	493

23.2 Finance leases expenditure**

2014/2015	SPECIALISED MILITARY EQUIPMENT	LAND	BUILDINGS AND OTHER FIXED STRUCTURES	MACHINERY AND EQUIPMENT	TOTAL
Not later than 1 year	-	-	-	904	904
Later than 1 year and not later than 5 years	-	-	-	568	568
Total lease commitments	-	-	-	1,472	1,472

2013/2014	SPECIALISED MILITARY EQUIPMENT	LAND	BUILDINGS AND OTHER FIXED STRUCTURES	MACHINERY AND EQUIPMENT	TOTAL
Not later than 1 year	-	-	-	466	466
Later than 1 year and not later than 5 years	-	-	-	854	854
Later than five years	-	-	-	-	-
Total lease commitments	-	-	-	1,320	1,320

** This note excludes leases relating to public-private partnerships as they are separately disclosed.

BOXING FAST FACT

Some professional boxers develop neuropsychiatric sequelae.



NOTES TO THE ANNUAL FINANCIAL STATEMENTS

for the year ended 31 March 2015

24. ACCRUED DEPARTMENTAL REVENUE

	NOTE	2014/2015	2013/2014
		R'000	R'000
Transfers received (incl. conditional grants to be repaid by provincial departments)		-	-
Total		-	-

24.1 Analysis of accrued departmental revenue

	NOTE	2014/2015	2013/2014
		R'000	R'000
Opening balance		-	-
Less: amounts received		-	-
Add: amounts recognised		-	-
Less: amounts written-off/reversed as irrecoverable		-	-
Closing balance		-	-

25. IRREGULAR EXPENDITURE

25.1 Reconciliation of irregular expenditure

	NOTE	2014/2015	2013/2014
		R'000	R'000
Opening balance		165	1,185
Prior period error		-	-
As restated		165	1,185
Add: Irregular expenditure – relating to prior year		-	-
Add: Irregular expenditure – relating to current year		-	165
Less: Prior year amounts condoned		(165)	(1,185)
Closing balance		-	165
Analysis of awaiting condonation per age classification			
Current year		-	165
Prior years		-	-
Total		-	165

25.2 Details of irregular expenditure condoned

INCIDENT	CONDONED BY (CONDONING AUTHORITY)	2014/2015
		R'000
iAfrica Transcription Pty (Appointing service provider without following SCM procedures)	DG	165
Total		165

BOXING FAST FACT

Len Wickwar, a British pugilist fought 467 bouts during a 19-year period, which is more than one per month. He won about 70% of his fights with 337 wins.

NOTES TO THE ANNUAL FINANCIAL STATEMENTS

for the year ended 31 March 2015

26. FRUITLESS AND WASTEFUL EXPENDITURE

26.1 Reconciliation of fruitless and wasteful expenditure

	NOTE	2014/2015	2013/2014
		R'000	R'000
Opening balance		7,158	7,158
Prior period error		-	-
As restated		7,158	7,158
Fruitless and wasteful expenditure – relating to prior year		-	-
Fruitless and wasteful expenditure – relating to current year		143	-
Less: Amounts resolved		(143)	-
Fruitless and wasteful expenditure awaiting resolution		7,158	7,158

26.2 Analysis of awaiting resolution per economic classification

	NOTE	2014/2015	2013/2014
		R'000	R'000
Current		7,158	7,158
Total		7,158	7,158

26.3 Analysis of Current year's fruitless and wasteful expenditure

INCIDENT	DISCIPLINARY STEPS TAKEN/CRIMINAL PROCEEDINGS	2014/2015
		R'000
Interest on overdue accounts- AGSA		1
Interest & Penalties-SARS		136
Late payment-SCSA subscription		6
Total		143

27. RELATED PARTY TRANSACTIONS

PAYMENTS MADE	NOTE	2014/2015	2013/2014
		R'000	R'000
Goods and services		2,808	1,142
Total		2,808	1,142

The above figures are disclosed in line with the modified cash standards for Department- related party disclosure paragraph 19.
 Goods and services amounts include R2,737,304-40 for legal costs, R43 232-00 meeting fees for board members and R27,969-59 for travel & subsistence was paid in support of Boxing S.A.
 The prior year amount was restated to exclude transfer payment to sport public entities as they were already included in the annexures.
 Listed Related Party Relationship:
 Boxing South Africa & South African Institute for Drug-free Sport - Public entities reporting to Minister of Sport & Recreation South Africa.

BOXING FAST FACT

Archie Moore holds the record for most knockouts during a career -- a staggering 141



NOTES TO THE ANNUAL FINANCIAL STATEMENTS

for the year ended 31 March 2015

28. KEY MANAGEMENT PERSONNEL

	NO. OF INDIVIDUALS	2014/2015	2013/2014
		R'000	R'000
Political office bearers			
Officials:	2	4,034	3,841
Level 15 to 16	4	5,516	5,261
Level 14 (incl. CFO if at a lower level)	6	6,249	6,847
Total	12	15,799	15,949

29. PROVISIONS

	NOTE	2014/2015	2013/2014
		R'000	R'000
Performance Bonus		1,359	1,367
Long Service Award		80	45
Total		1,439	1,412

29.1 Reconciliation of movement in provisions – 2014/2015

	PERFORMANCE BONUS	LONG SERVICE AWARD	PROVISION 3	TOTAL PROVISIONS
	R'000	R'000	R'000	R'000
Opening balance	1,367	45	-	1,412
Provisions raised	1,359	80	-	1,439
Settlement of provision	(266)	-	-	(266)
Unused amounts reversed	(1,101)	(45)	-	(1,146)
Amounts used	-	-	-	-
Closing balance	1,359	80	-	1,439

29.2 Reconciliation of movement in provisions – 2013/2014

	PERFORMANCE BONUS	LONG SERVICE AWARD	PROVISION 3	TOTAL PROVISIONS
	R'000	R'000	R'000	R'000
Opening balance	747	-	-	747
Provisions raised	1,367	104	-	1,471
Settlement of provision	(119)	(59)	-	(178)
Unused amounts reversed	(628)	-	-	(628)
Amounts used	-	-	-	-
Settlement of provision without cost to the department	-	-	-	-
Closing balance	1,367	45	-	1,412

BOXING FAST FACT

There are two forms of boxing - amateur and professional. Amateur boxing is an Olympic sport since its introduction in the 1904 Summer Olympic Games

NOTES TO THE ANNUAL FINANCIAL STATEMENTS

for the year ended 31 March 2015

30. NON-ADJUSTING EVENTS AFTER REPORTING DATE

	2014/2015
NATURE OF EVENT	R'000
No non-adjusting events after reporting date.	-
Total	-

31. MOVABLE TANGIBLE CAPITAL ASSETS

MOVEMENT IN MOVABLE TANGIBLE CAPITAL ASSETS PER ASSET REGISTER FOR THE YEAR ENDED 31 MARCH 2015				
	OPENING BALANCE	ADDITIONS	DISPOSALS	CLOSING BALANCE
	R'000	R'000	R'000	R'000
HERITAGE ASSETS	823	-	-	823
Heritage assets	823	-	-	823
MACHINERY AND EQUIPMENT	14,719	1,019	1,049	14,689
Transport assets	837	-	-	837
Computer equipment	5,851	635	432	6,054
Furniture and office equipment	2,857	83	76	2,864
Other machinery and equipment	5,174	301	541	4,934
Capital Work-in-progress <i>(Effective 1 April 2016)</i>	-	-	-	-
TOTAL MOVABLE TANGIBLE CAPITAL ASSETS	15,542	1,019	1,049	15,512

31.1 Additions

ADDITIONS TO MOVABLE TANGIBLE CAPITAL ASSETS PER ASSET REGISTER FOR THE YEAR ENDED 31 MARCH 2015					
	CASH*	NON-CASH**	(CAPITAL WORK IN PROGRESS CURRENT COSTS AND FINANCE LEASE PAYMENTS)	RECEIVED CURRENT, NOT PAID (PAID CURRENT YEAR, RECEIVED PRIOR YEAR)	TOTAL
	R'000	R'000	R'000	R'000	R'000
HERITAGE ASSETS	-	-	-	-	-
Heritage assets	-	-	-	-	-
MACHINERY AND EQUIPMENT	1,019	-	-	-	1,019
Transport assets	-	-	-	-	-
Computer equipment	635	-	-	-	635
Furniture and office equipment	83	-	-	-	83
Other machinery and equipment	301	-	-	-	301
TOTAL ADDITIONS TO MOVABLE TANGIBLE CAPITAL ASSETS	1,019	-	-	-	1,019

NOTES TO THE ANNUAL FINANCIAL STATEMENTS

for the year ended 31 March 2015

31.2 Disposals

DISPOSALS OF MOVABLE TANGIBLE CAPITAL ASSETS PER ASSET REGISTER FOR THE YEAR ENDED 31 MARCH 2015				
	SOLD FOR CASH	TRANSFER OUT OR DESTROYED OR SCRAPPED	TOTAL DISPOSALS	CASH RECEIVED ACTUAL
	R'000	R'000	R'000	R'000
HERITAGE ASSETS	-	-	-	-
Heritage assets	-	-	-	-
MACHINERY AND EQUIPMENT	-	1,049	1,049	-
Transport assets	-	-	-	-
Computer equipment	-	432	432	-
Furniture and office equipment	-	76	76	-
Other machinery and equipment	-	541	541	-
TOTAL DISPOSAL OF MOVABLE TANGIBLE CAPITAL ASSETS	-	1,049	1,049	-

31.3 Movement for 2013/2014

MOVEMENT IN TANGIBLE CAPITAL ASSETS PER ASSET REGISTER FOR THE YEAR ENDED 31 MARCH 2014					
	OPENING BALANCE	PRIOR PERIOD ERROR	ADDITIONS	DISPOSALS	CLOSING BALANCE
	R'000	R'000	R'000	R'000	R'000
HERITAGE ASSETS	822	1	-	-	823
Heritage assets	822	1	-	-	823
MACHINERY AND EQUIPMENT	16,874	(1,913)	240	(482)	14,719
Transport assets	1,319	-	-	(482)	837
Computer equipment	6,147	(361)	65	-	5,851
Furniture and office equipment	1,980	826	51	-	2,857
Other machinery and equipment	7,428	(2,378)	124	-	5,174
TOTAL MOVABLE TANGIBLE CAPITAL ASSETS	17,696	(1,912)	240	(482)	15,542

BOXING FAST FACT

There are many great boxing magazines on the market today, but the oldest boxing publication is *Boxing News*, which began more than 100 years ago in England. The weekly publication has been bought and sold numerous times, but its commitment to covering all of the news in the boxing world has never wavered.



NOTES TO THE ANNUAL FINANCIAL STATEMENTS

for the year ended 31 March 2015

31.3.1 Prior period error

	NOTE	2013/2014
	39.3	R'000
Adjustments of prior period error		
Relating to 2013/2014		
		1
Heritage asset		1
		(1,913)
Computer Equipment		(361)
Furniture & office equipment		826
Other machinery & equipment		(2,378)
Total		(1,912)

31.4 Minor assets

MOVEMENT IN MINOR ASSETS PER THE ASSET REGISTER FOR THE YEAR ENDED AS AT 31 MARCH 2015

	SPECIALISED MILITARY ASSETS	INTANGIBLE ASSETS	HERITAGE ASSETS	MACHINERY AND EQUIPMENT	BIOLOGICAL ASSETS	TOTAL
	R'000	R'000	R'000	R'000	R'000	R'000
Opening balance	-	77	-	6,070	-	6,147
Additions	-	-	-	97	-	97
Disposals	-	-	-	(400)	-	(400)
TOTAL MINOR ASSETS	-	77	-	5,767	-	5,844

	SPECIALISED MILITARY ASSETS	INTANGIBLE ASSETS	HERITAGE ASSETS	MACHINERY AND EQUIPMENT	BIOLOGICAL ASSETS	TOTAL
Number of R1 minor assets	-	-	-	-	-	-
Number of minor assets at cost	-	15	-	3,784	-	3,799
TOTAL NUMBER OF MINOR ASSETS	-	15	-	3,784	-	3,799

MOVEMENT IN MINOR ASSETS PER THE ASSET REGISTER FOR THE YEAR ENDED AS AT 31 MARCH 2014

	SPECIALISED MILITARY ASSETS	INTANGIBLE ASSETS	HERITAGE ASSETS	MACHINERY AND EQUIPMENT	BIOLOGICAL ASSETS	TOTAL
	R'000	R'000	R'000	R'000	R'000	R'000
Opening balance	-	49	-	6,377	-	6,426
Prior period error	-	(23)	-	(197)	-	(220)
Additions	-	54	-	147	-	201
Disposals	-	3	-	257	-	260
TOTAL MINOR ASSETS	-	77	-	6,070	-	6,147

31.5 Movable assets written off

MOVABLE ASSETS WRITTEN OFF FOR THE YEAR ENDED AS AT 31 MARCH 2015

	SPECIALISED MILITARY ASSETS	INTANGIBLE ASSETS	HERITAGE ASSETS	MACHINERY AND EQUIPMENT	BIOLOGICAL ASSETS	TOTAL
	R'000	R'000	R'000	R'000	R'000	R'000
Assets written off	-	-	-	-	-	-
TOTAL MOVABLE ASSETS WRITTEN OFF	-	-	-	-	-	-

NOTES TO THE ANNUAL FINANCIAL STATEMENTS

for the year ended 31 March 2015

31.6 Prior period errors

31.6.1 Correction of prior period errors

	NOTE	2013/2014
		R'000
Minor Assets		(623)
Net effect		(623)

32. INTANGIBLE CAPITAL ASSETS

MOVEMENT IN INTANGIBLE CAPITAL ASSETS PER ASSET REGISTER FOR THE YEAR ENDED 31 MARCH 2015				
	OPENING BALANCE	ADDITIONS	DISPOSALS	CLOSING BALANCE
	R'000	R'000	R'000	R'000
SOFTWARE	905	344	-	1,249
	-	-	-	-
Capital Work-in-progress <i>(Effective 1 April 2016)</i>	-	-	-	-
	-	-	-	-
TOTAL INTANGIBLE CAPITAL ASSETS	905	344	-	1,249

32.1 Additions

ADDITIONS TO INTANGIBLE CAPITAL ASSETS PER ASSET REGISTER FOR THE YEAR ENDED 31 MARCH 2015					
	CASH	NON-CASH	(DEVELOPMENT WORK IN PROGRESS – CURRENT COSTS)	RECEIVED CURRENT YEAR, NOT PAID (PAID CURRENT YEAR, RECEIVED PRIOR YEAR)	TOTAL
	R'000	R'000	R'000	R'000	R'000
SOFTWARE	344	-	-	-	344
TOTAL ADDITIONS TO INTANGIBLE CAPITAL ASSETS	344	-	-	-	344

32.2 Disposals

DISPOSALS OF INTANGIBLE CAPITAL ASSETS PER ASSET REGISTER FOR THE YEAR ENDED 31 MARCH 2015					
	SOLD FOR CASH	TRANSFER OUT OR DESTROYED OR SCRAPPED	TOTAL DISPOSALS		CASH RECEIVED ACTUAL
	R'000	R'000	R'000		R'000
SOFTWARE	-	-	-	-	-
TOTAL DISPOSALS OF INTANGIBLE CAPITAL ASSETS	-	-	-	-	-

BOXING FAST FACT

Since women's boxing was added to the 2012 London games, boxing ceased to be an all-male sport at the Olympics. Featuring 250 male fighters, the 2012 boxing competition was held at the ExCel Exhibition Centre in Newham. Built in 2000 and expanded in 2010, the ExCel Exhibition Centre holds up to 10,000 people.



NOTES TO THE ANNUAL FINANCIAL STATEMENTS

for the year ended 31 March 2015

32.3 Movement for 2013/2014

MOVEMENT IN INTANGIBLE CAPITAL ASSETS PER ASSET REGISTER FOR THE YEAR ENDED 31 MARCH 2014					
	OPENING BALANCE	PRIOR PERIOD ERROR	ADDITIONS	DISPOSALS	CLOSING BALANCE
	R'000	R'000	R'000	R'000	R'000
SOFTWARE	1,210	(427)	122	-	905
TOTAL INTANGIBLE CAPITAL ASSETS	1,210	(427)	122	-	905

33. PRIOR PERIOD ERRORS

33.1 Correction of prior period errors

	NOTE	2013/2014
		R'000
Accrued Departmental Revenue	24	18,308
Related Party Transactions	27	21,718
Net effect		40,026

The accrued dept. revenue in the prior year has been restated to excl. unspent Conditional Grant which was incorrectly disclosed as accrued dept. revenue. The unspent DORA grant is now disclosed under transfer and subsidies note 8. Related party transactions note has also been restated to excl. transfer payments to sport public entities which are disclosed on the annexure 1B. This has been corrected in the related party transaction note 27.

BOXING RING




Boxing champ Mfundo Gwayana asked for forgiveness in 2008 from Samora Msophi's family, following the death of his challenger after their fight at Orient Theatre in East London.

Mfundo "Slashing Tiger" Gwayana

LIGHT FLYWEIGHT CHAMPION

BORN: 1984
 MDANTSANE, SOUTH AFRICA
 TOTAL FIGHTS: 30
 WINS: 18
 WINS BY KO: 9
 LOSSES: 9
 DRAWS: 3
 NO CONTESTS: 0



NOTES TO THE ANNUAL FINANCIAL STATEMENTS

for the year ended 31 March 2015

34. STATEMENT OF CONDITIONAL GRANTS PAID TO THE PROVINCES

NATIONAL /MASS PARTICIPATION & SPORT DEVELOPMENT GRANT	GRANT ALLOCATION			
	DIVISION OF REVENUE ACT	ROLL OVERS	ADJUSTMENTS	TOTAL AVAILABLE
	R'000	R'000	R'000	R'000
Summary by province				
Eastern Cape	64,895	1,091	-	65,986
Free State	40,318	-	-	40,318
Gauteng	94,915	-	-	94,915
KwaZulu-Natal	85,435	-	-	85,435
Limpopo	59,446	-	-	59,446
Mpumalanga	46,959	-	-	46,959
Northern Cape	31,450	-	-	31,450
North West	43,503	-	-	43,503
Western Cape	58,711	-	-	58,711
	525,632	1,091	-	526,723

SUMMARY BY GRANT

MASS PARTICIPATION & SPORT DEVELOPMENT GRANT				
	525,632	1,091	-	526,723
	525,632	1,091	-	526,723

MASS PARTICIPATION & SPORT DEVELOPMENT GRANT				
Eastern Cape	64,895	1,091	-	65,986
Free State	40,318	-	-	40,318
Gauteng	94,915	-	-	94,915
KwaZulu-Natal	85,435	-	-	85,435
Limpopo	59,446	-	-	59,446
Mpumalanga	46,959	-	-	46,959
Northern Cape	31,450	-	-	31,450
North West	43,503	-	-	43,503
Western Cape	58,711	-	-	58,711
	525,632	1,091	-	526,723

Phillip "The Time Bomb" Ndou

SUPER BANTAMWEIGHT CHAMPION

DATE OF BIRTH: 04 MAY 1977
 JOHANNESBURG, SOUTH AFRICA
 TOTAL FIGHTS: 41
 WINS: 37
 WINS BY KO: 34
 LOSSES: 4
 DRAWS: 0
 NO CONTESTS: 0

BOXING FAST FACT

Instead of gloves, ancient boxers wrapped leather thongs (himantes) around their hands and wrists which left their fingers free. Plato makes fun of boxers' faces, calling them the "folk with the battered ears." Plato, Gorgias 515e



NOTES TO THE ANNUAL FINANCIAL STATEMENTS

for the year ended 31 March 2015

	TRANSFER			SPENT			2013/2014
	ACTUAL TRANSFER	FUNDS WITHHELD	RE-ALLOCATIONS BY NATIONAL TREASURY OR NATIONAL DEPARTMENT	AMOUNT RECEIVED BY DEPARTMENT	AMOUNT SPENT BY DEPARTMENT	% OF AVAILABLE FUNDS SPENT BY DEPARTMENT	DIVISION OF REVENUE ACT
	R'000	R'000	%	R'000	R'000	%	R'000
	64,895	-	-	64,602	64,602	100%	61,334
	40,318	-	-	40,318	40,186	100%	38,832
	94,915	-	-	94,582	94,582	100%	88,269
	85,435	-	-	85,085	83,506	98%	79,883
	59,446	-	-	59,446	58,848	99%	56,529
	46,959	-	-	46,959	45,765	97%	44,772
	31,450	-	-	31,450	31,715	101%	30,806
	43,503	-	-	43,503	37,316	86%	41,596
	58,711	-	-	58,704	58,704	100%	55,570
	525,632	-	-	524,649	515,224	98%	497,591

MASS PARTICIPATION & SPORT DEVELOPMENT GRANT

525,632	-	-	524,649	515,224	98.0%	497,591
525,632	-	-	524,649	515,224	98.0%	497,591

MASS PARTICIPATION & SPORT DEVELOPMENT GRANT

64,895	-	-	64,602	64,602	100%	61,334
40,318	-	-	40,318	40,186	100%	38,832
94,915	-	-	94,582	94,582	100%	88,269
85,435	-	-	85,085	83,506	98%	79,883
59,446	-	-	59,446	58,848	99%	56,529
46,959	-	-	46,959	45,765	97%	44,772
31,450	-	-	31,450	31,715	101%	30,806
43,503	-	-	43,503	37,316	86%	41,596
58,711	-	-	58,704	58,704	100%	55,570
525,632	-	-	524,649	515,224	98%	497,591

BOXING FAST FACT

In boxing, a draw happens when at least two judges declare the fight as tied. It also happens when two judges do not have the same winner, and the third one declares a tie.



BOXING FAST FACT

Boxers score points by hitting an opponent on the front or side of the head or torso. A panel of five judges decide which hits are scoring hits but it is a lot more complicated than that. An electronic scoring system is used and no point is awarded unless three of the five judges agree and hit the button within a second of each other. But when two boxers trade a quick flurry of weaker punches the judges are told to wait until the end of the exchange and then give a point to whomever got the better of it. At the conclusion of the bout, assuming neither fighter has been knocked out; the judges' points are added up. The boxer awarded the most points by the majority of the judges is declared the winner. In case of a tie, the judges vote on the winner by taking into account things like which of the fighters showed the better style and took the lead. If they decide those factors were even, then they decide which boxer evidenced better defensive skills. No additional points are awarded for a knockdown; however, if a fighter is down three times in one round or four times during the fight, the bout is halted.

ANNEXURES



ANNEXURE 1A

STATEMENT OF CONDITIONAL GRANTS PAID TO MUNICIPALITIES

NAME OF MUNICIPALITY	GRANT ALLOCATION			
	DIVISION OF REVENUE ACT	ROLL OVERS	ADJUSTMENTS	TOTAL AVAILABLE
	R'000	R'000	R'000	
MANGAUNG	-	-	-	-
POLOKWANE	-	-	-	-
CITY OF CAPE TOWN	-	-	-	-
	-	-	-	-

ANNEXURE 1B

STATEMENT OF TRANSFERS TO DEPARTMENTAL AGENCIES AND ACCOUNTS

DEPARTMENT/ AGENCY/ ACCOUNT	TRANSFER ALLOCATION				TRANSFER		2013/2014
	ADJUSTED APPROPRIATION	ROLL OVERS	ADJUSTMENTS	TOTAL AVAILABLE	ACTUAL TRANSFER	% OF AVAILABLE FUNDS TRANSFERRED	APPROPRIATION ACT
	R'000	R'000	R'000	R'000	R'000	%	R'000
BOXING SOUTH AFRICA	7,900	-	45	7,945	7,945	100%	6,552
SOUTH AFRICAN DRUG-FREE SPORT	18,500	-	4	18,504	18,504	100%	14,024
							-
CATHSSETA	76	-	-	76	47	62%	76
	26,476	-	49	26,525	26,496		20,652

Arthur "The Fighting Prince" Mayisela

SUPER LIGHTWEIGHT CHAMPION

DATE OF BIRTH: 20 SEPTEMBER 1953
 DATE OF DEATH: 17 SEPTEMBER 1986
 SOWETO, SOUTH AFRICA
 TOTAL FIGHTS: 26
 WINS: 20
 WINS BY KO: 16
 LOSSES: 4
 DRAWS: 2
 NO CONTESTS: 0

BOXING FAST FACT

Aside from knockdowns, point deductions happen when a boxer commits a foul. A foul is usually determined by the referee and can cost a warning, point deduction, or disqualification.



BOXING FAST FACT

If the foul is intentional, and causes an injury and the immediate stoppage of the bout, the fighter who caused the injury is disqualified. If the referee allows the fight to continue, the boxer who caused the foul gets an automatic two-point deduction.



	TRANSFER			SPENT			2013/2014
	ACTUAL TRANSFER	FUNDS WITHHELD	RE-ALLOCATIONS BY NATIONAL TREASURY OR NATIONAL DEPARTMENT	AMOUNT RECEIVED BY MUNICIPALITY	AMOUNT SPENT BY MUNICIPALITY	% OF AVAILABLE FUNDS SPENT BY MUNICIPALITY	DIVISION OF REVENUE ACT
	R'000	R'000	%	R'000	R'000	%	R'000
	-	-	-	-	-	-	28,500
	-	-	-	-	-	-	28,500
	-	-	-	-	-	-	63,000
	-	-	-	-	-	-	120,000

ANNEXURE 1C

STATEMENT OF TRANSFERS TO NON-PROFIT INSTITUTIONS

NON-PROFIT INSTITUTIONS	TRANSFER ALLOCATION				EXPENDITURE		2013/2014
	ADJUSTED APPROPRIATION ACT	ROLL OVERS	ADJUSTMENTS	TOTAL AVAILABLE	ACTUAL TRANSFER	% OF AVAILABLE FUNDS TRANSFERRED	APPROPRIATION ACT
	R'000	R'000	R'000	R'000	R'000	%	R'000
Transfers							
AEROBICS AND FITNESS FEDERATION	600	-	-	600	600	100%	900
AERO CLUB	400	-	-	400	400	100%	400
ARCHERY SA	700	-	-	700	700	100%	1,100
ATHLETICS SA	1,700	-	700	2,400	2,400	100%	2,000
BADMINTON SA	500	-	-	500	500	100%	700
BASEBALL UNION	500	-	(500)	-	-	-	1,000
BASKETBALL SA	13,800	-	2,182	15,982	15,982	100%	2,000
BOWL SA	500	-	-	500	500	100%	1,000
BOXING AMATEUR	1,800	-	-	1,800	1,800	100%	2,000
CANOEING SA	500	-	-	500	500	100%	700
CHESS SA	1,800	-	(1,800)	-	-	-	2,000
CRICKET SA	5,000	-	(3,000)	2,000	2,000	100%	2,000
CUE SPORT	400	-	-	400	400	100%	400
CYCLING SA	1,300	-	300	1,600	1,600	100%	1,200

NON-PROFIT INSTITUTIONS	TRANSFER ALLOCATION				EXPENDITURE		2013/2014
	ADJUSTED APPROPRIATION ACT	ROLL OVERS	ADJUSTMENTS	TOTAL AVAILABLE	ACTUAL TRANSFER	% OF AVAILABLE FUNDS TRANSFERRED	APPROPRIATION ACT
	R'000	R'000	R'000	R'000	R'000	%	R'000
DANCE SPORT SA	500	-	-	500	500	100%	1,000
DARTS	500	-	-	500	500	100%	500
DEAF SPORT	800	-	-	800	800	100%	1,600
EQUESTRIAN FEDERATION	700	-	(700)	-	-	-	900
FENCING	500	-	-	500	500	100%	700
FIGURE SKATING	400	-	-	400	400	100%	700
FOOTBALL	5,000	-	(3,000)	2,000	2,000	100%	2,000
SA GOLF ASS.	1,400	-	-	1,400	1,400	100%	1,300
GOALBALL SA	500	-	(500)	-	-	-	500
GYMNASTICS	1,800	-	-	1,800	1,800	100%	2,000
HANDBALL	800	-	-	800	800	100%	700
HOCKEY	2,000	-	-	2,000	2,000	100%	2,000
ICE HOCKEY	400	-	-	400	400	100%	400
INTELLECTUALLY IMPAIRED	800	-	500	1,300	1,300	100%	1,300
JUDO	500	-	-	500	500	100%	1,200
JUKSEI	950	-	-	950	950	100%	600
KARATE	500	-	-	500	500	100%	700
KORFBALL	500	-	-	500	500	100%	700
LIFESAVING	600	-	-	600	600	100%	800
MASTERSPORT	200	-	-	200	200	100%	200
MINDSPORT	500	-	(500)	-	-	-	400
MODERN PENTATHLON	300	-	(300)	-	-	-	400
MOTORSPORT	500	-	-	500	500	100%	700
NETBALL	5,800	-	(2,000)	3,800	3,800	100%	2,000
ORIENTEERING	400	-	-	400	400	100%	700
PHYSICALLY DISABLED	1,300	-	-	1,300	1,300	100%	1,300
POWERLIFTING	400	-	-	400	400	100%	400
RINGBALL	700	-	-	700	700	100%	700
ROLLERSPORT	500	-	237	737	737	100%	700
ROWING	800	-	-	800	800	100%	1,200
RUGBY	5,000	-	3,400	8,400	8,400	100%	2,000
SAILING	500	-	-	500	500	100%	700
SASCOC	8,427	-	4,000	12,427	12,427	100%	7,950
SHOOTING	700	-	-	700	700	100%	1,000
SNOWSPORT	500	-	-	500	500	100%	700
SOFTBALL	1,800	-	(1,800)	-	-	-	2,000
SPORT ANGLERS	600	-	-	600	600	100%	1,300
SQUASH	600	-	-	600	600	100%	1,000
SURFING	600	-	-	600	600	100%	1,000
SWIMMING	1,800	-	-	1,800	1,800	100%	2,000
TABLE TENNIS	1,800	-	-	1,800	1,800	100%	2,000
TAEKWANDO	500	-	(500)	-	-	100%	700
TENNIS	2,200	-	200	2,400	2,400	100%	3,500

NON-PROFIT INSTITUTIONS	TRANSFER ALLOCATION				EXPENDITURE		2013/2014
	ADJUSTED APPROPRIATION ACT	ROLL OVERS	ADJUSTMENTS	TOTAL AVAILABLE	ACTUAL TRANSFER	% OF AVAILABLE FUNDS TRANSFERRED	APPROPRIATION ACT
	R'000	R'000	R'000	R'000	R'000	%	R'000
TRANSPLANT SPORTS	300	-	(200)	100	100	100%	800
TRIATHLON	400	-	-	400	400	100%	400
TUG OF WAR	500	-	-	500	500	100%	600
UNDERWATER SPORT	400	-	-	400	400	100%	400
UNIVERSITY SPORT	700	-	800	1,500	1,500	100%	700
VOLLEYBALL	1,800	-	-	1,800	1,800	100%	2,000
WATER SKI	500	-	-	500	500	100%	700
WEIGHTLIFTING	500	-	-	500	500	100%	700
WRESTLING	500	-	-	500	500	100%	700
LOVELIFE	35,333	-	-	35,333	35,333	100%	33,673
SPORTS TRUST	15,000	-	6,636	21,636	21,636	100%	15,000
MOUNTAIN CLUB OF SA	150	-	-	150	150	100%	-
LARASA	300	-	(300)	-	-	-	-
SCORE	500	-	-	500	500	100%	-
SSCN	800	-	-	800	800	100%	2,000
OTHER RECREATION BODIES	1,000	-	(1,000)	-	-	-	-
	143,760		2,855	146,615	146,615		129,223

ANNEXURE 1D

STATEMENT OF TRANSFERS TO HOUSEHOLDS

HOUSEHOLDS	TRANSFER ALLOCATION				EXPENDITURE		2013/2014
	ADJUSTED APPROPRIATION ACT	ROLL OVERS	ADJUSTMENTS	TOTAL AVAILABLE	ACTUAL TRANSFER	% OF AVAILABLE FUNDS TRANSFERRED	APPROPRIATION ACT
	R'000	R'000	R'000	R'000	R'000	%	R'000
Transfers							
EMPLOYEE SOCIAL BENEFIT	-	-	-	-	355	-	-
Total	-	-	-	-	355	-	-

BOXING FAST FACT

The factors that the judges consider when scoring are effective aggression and defense, clean punching, and ring generalship or command.



ANNEXURE 1E

STATEMENT OF AID ASSISTANCE RECEIVED

NAME OF DONOR	PURPOSE	OPENING			CLOSING
		BALANCE	REVENUE	EXPENDI-TURE	BALANCE
		R'000	R'000	R'000	R'000
KfW (GERMANY)	SA SPORT FOR CHANGE/YOUTH DEVELOPMENT AGAINST VIOLENCE THROUGH SPORT (YDVS)	220	27,804	27,453	571
Received in kind		-	-	-	-
Subtotal		-	-	-	-
TOTAL		220	27,804	27,453	571

ANNEXURE 1F

STATEMENT OF GIFTS, DONATIONS AND SPONSORSHIPS MADE

NATURE OF GIFT, DONATION OR SPONSORSHIP	2014/2015	2013/2014
	R'000	R'000
Paid in cash		
ROWING SOUTH AFRICA	-	100
Subtotal	-	100
Made in kind		
GIFTS	668	151
PROMOTIONAL ITEMS	4,282	207
Subtotal	4,950	358
TOTAL	4,950	458

ANNEXURE 1G

STATEMENT OF CONTINGENT LIABILITIES AS AT 31 MARCH 2015

	OPENING BALANCE AS AT 01 APRIL 2014	LIABILITIES INCURRED DURING THE YEAR	LIABILITIES PAID/ CANCELLED/ REDUCED DURING THE YEAR	LIABILITIES RECOVERABLE	CLOSING BALANCE AS AT 31 MARCH 2015
NATURE OF LIABILITY	R'000	R'000	R'000	R'000	R'000
Claims against the department					
Lilia's accident claim against SRSA	-	93	-	-	93
TOTAL	-	93	-	-	93

ANNEXURE 2

CLAIMS RECOVERABLE

	CONFIRMED BALANCE OUTSTANDING		UNCONFIRMED BALANCE OUTSTANDING		TOTAL		CASH IN TRANSIT AT YEAR END 2014/2015 *	
	31/03/2015	31/03/2014	31/03/2015	31/03/2014	31/03/2015	31/03/2014	RECEIPT DATE UP TO SIX (6) WORKING DAYS AFTER YEAR END	AMOUNT
GOVERNMENT ENTITY	R'000	R'000	R'000	R'000	R'000	R'000		R'000
Department								
Department of International Relations & Cooperation	1,397	1,165	2,523	-	3,920	1,165	-	-
	-	-	-	-	-	-	-	-
TOTAL	1,397	1,165	2,523	-	3,920	1,165	-	-

Vuyani "The Beast" Bungu

SUPER BANTAMWEIGHT CHAMPION

DATE OF BIRTH: 26 FEBRUARY 1967
 MDANTSANE, SOUTH AFRICA
 TOTAL FIGHTS: 44
 WINS: 39
 WINS BY KO: 19
 LOSSES: 5
 DRAWS: 0
 NO CONTESTS: 0

ANNEXURE 3

INTER-GOVERNMENT PAYABLES

GOVERNMENT ENTITY	CONFIRMED BALANCE OUTSTANDING		UNCONFIRMED BALANCE OUTSTANDING		TOTAL		CASH IN TRANSIT AT YEAR END 2014/2015*	
	31/03/2015	31/03/2014	31/03/2015	31/03/2014	31/03/2015	31/03/2014	PAYMENT DATE UP TO SIX (6) WORKING DAYS BEFORE YEAR END	AMOUNT
	R'000	R'000	R'000	R'000	R'000	R'000		R'000
DEPARTMENTS								
Current								
Free State Dept: Police, Roads & Transport	41	19	-	-	41	19	-	-
Correctional Services	8	-	-	-	8	-	-	-
Justice and Constitutional Development	-	522	-	-	-	522	-	-
Public Works	-	574	-	-	-	574	-	-
South African Police Services	10	-	-	-	10	-	-	-
G-Fleet	115	-	-	-	115	-	-	-
	-	-	-	-	-	-	-	-
Subtotal	174	1,115	-	-	174	1,115	-	-
Total	174	1,115	-	-	174	1,115	-	-

ANNEXURE 4

INVENTORIES

INVENTORY	NOTE	QUANTITY	2014/2015	QUANTITY	2013/2014
			R'000		R'000
Opening balance		34,744	14,796	33,978	14,554
Add/(Less): Adjustments to prior year balance		(9,227)	(13,690)	-	-
Add: Additions/Purchases - Cash		5,090	4,528	4,623	4,293
Add: Additions - Non-cash		1	-	127	-
(Less): Disposals		(3,139)	(27)	(52)	-
(Less): Issues		(6,028)	(4,678)	(4,450)	(4,080)
Add/(Less): Adjustments		-	-	518	29
Closing balance		21,441	929	34,744	14,796

67 MINUTES AT MANENBERG - 14

In commemoration of the spirit of giving espoused by the Iconic Father of the Nation, Dr Nelson Mandela, the sport and recreation sector went out to refurbish a crèche at Manenberg, where sporting equipment was given to the community schools to encourage participation in sport and recreation.

SRSA PROJECTS IN PICTURES



AG AWARDS

The Department was awarded with a trophy and certificate of recognition for achieving a clean audit opinion.



ANDREW MLANGENI

Andrew Mlangeni Golf Development Chapter



The Andrew Mlangeni Golf Day is a day of golf, where development and an invitational team of golfers enjoy the game together. The day ends with honouring the legends of sport from all parts of the country through the Andrew Mlangeni Green Jacket Awards. The day is named after Mr Andrew Mlangeni, in recognition of his immense contribution to sport.



Andrew Mlangeni Golf Day



Andrew Mlangeni Honour Programme



Andrew Mlangeni Honour Programme

BIG WALK 2014




The Big Walk is held in all provinces annually to encourage the citizens of South Africa to participate in physical activity towards creation of an Active Nation



EKHAYA GLASGOW

The Ekhaya Hospitality Centre was a "home away from home" for the Athletes that were competing at the Commonwealth Games in Glasgow. It was also a platform to showcase South Africa as a sports tourism destination.



GOLDEN GAMES 2014

The Festival is a recreation promotion campaign aimed to encourage Active Ageing.



HONOURING WOMEN IN SPORT



Delivered in partnership with the National Heritage Council the programme was aimed at documenting the role women played and continue to play towards the development of sport in our country.



DEDOORNS 24-04-14

MINISTERIAL OUTREACHES 2014-2015 –

A multi purpose sport facility was handed over to the community in DeDoorns in the Western Cape as part of the Budget Vote outreach to encourage participation in Sport and Recreation.



GUGULETHU 05-05-14

MINISTERIAL OUTREACHES 2014-2015

The Festival is a recreation promotion campaign aimed to encourage Active Ageing.



MINISTERIAL OUTREACHES 2014-2015

A multi purpose sport facility was handed over to the community of Diepsloot in Gauteng province, to encourage participation in Sport and Recreation activities.



SASOLBURG 14-05-14

MINISTERIAL OUTREACHES 2014-2015

A multi purpose sport facility was handed over to the community of Sasolburg in Gauteng, to encourage participation in Sport and Recreation activities.



NELSON MANDELA SPORT AND CULTURE DAY

The UNITE Campaign is an initiative of Sport & Recreation South Africa and the Department of Arts and Culture to promote social cohesion and nation building utilising the power of sport and arts as a tool for nation building and social mobilisation. This overarching campaign cuts across a number of other programs which the two departments deliver. The anchor programme of this campaign is the Nelson Mandela Sports and Culture Day.

The 2014 program included Athletics (road running and walking); and Cycling -the two sporting codes which have amongst the largest number of professional and recreational participants. The sporting events were followed by musical entertainment hosted at Union Building lawns. The Department of Sport and Recreation in partnership with the Department of Arts and Culture called on all South Africans to come together and participate in this momentous occasion.



SANABO



The first united championships of SANABO were held in Mpumalanga, April 2014.



SASRECON



SASReCon is the primary sport science conference in South Africa and a project of the National Department of Sport and Recreation that endeavours to bridge the gap between the science and practice while also acting as a forum for the academic, sport science and research community to present and share results of recent projects.




SCHOOL SPORT 2014



The Third edition of the Championships were held in Pretoria during December, where 8307 learners from across the country participated, and a total of 58 learners were awarded bursaries.



SPORT AWARDS




The national sport awards is where the who-is-who of society and the sport and recreation sector gather annually, to celebrate the excellence of South Africans in sport and recreation.



SPORT IN STRUGGLE

The Sport in Struggle Exhibition is a travelling exhibition that showcases and pays tribute to the countries fallen and forgotten sports heroes of yesteryear.



BOXING IN SOUTH AFRICA AT A GLANCE

BOXING IN SOUTH AFRICA: PAST TO PRESENT

In the days gone by, South Africans used to wake up in the wee hours of the morning to listen on radio, boxing matches featuring South African champions trading blows with their international counterparts. The most fortunate among us, watched some of the matches on television; but all the same, we all rooted for the same boxers – at least if they were both of the same race. Otherwise, it wasn't unpatriotic for Blacks to support a John Tate or similar, in a match against a local White boxer.





Dr Rev. Makhenkesi Stofile
Former Minister of Sport & Recreation



Mr Fikile Mbalula
Minister of Sport & Recreation



Mr Ngconde Balfour
Former - BSA Board Chairperson /
Minister of Sport & Recreation



Ms Ntambi Ravele
BSA Board Chairperson



Mr Masilo Maake
BSA Administrator

And then, 1994 happened.

Those of us, who are progressive in attitude, started embracing democracy and raised a need to actually live it. We talked about the rainbow nation and its varied colours that made us unique - Us, united in diversity. Slowly, we started to root for South African teams despite the colour of the players/athletes; and the wee hours were no longer about colour; but about being South African. The local Sunday afternoon fights broadcast by the public broadcaster (SABC) kept us captivated as boxers who were eager to sweat blood to entertain and put bread on the table, traded blows, competing for various titles.

And then, one day, all that

was gone. And gone too, was the sponsorship that was once a permanent feature of boxing in South Africa.

Former Minister of Sport, Rev. Makhenkesi Stofile, saw the decline too and he pointed to poor governance as the source of the rot that had set in, on boxing. In his budget vote speech presented in July 2009, he lamented the rot as follows:

Boxing South Africa continues to be the Achilles heel of our work. Not only do they have an ineffective Board. They also have an inefficient management. South Africa continues to produce good boxers. But the organization is far from satisfactory.

As would any political principal, he wanted to arrest the situation. And he declared: *We have intervened by seconding a Chief Director to run B.S.A and manage its affairs. This is a short term intervention until a CEO has been employed, in terms of the Act. We are also doing a broad inquiry into the source of the ills of Boxing S.A. and how to cure them permanently. To this end we will conduct a national consultation which should culminate in a Boxing Indaba before December 2009. This may see us approach Parliament next year for an amendment of the Boxing Act of 2001.*

The Indaba/Convention may not have happened in 2009; but it did eventually take place in 2010, following a report by former boxing CEO and boxing announcer, Dumile Mateza and sport journalist, Mesuli Zifo. Among the resolutions, the Indaba called for:

- Improved cooperation between SANABO (amateur boxing organization) and BSA (professional boxing entity)
- Filling of critical posts (mainly CEO and CFO)
- Application of key corporate governance principles
- Amending of the Boxing Act
- Conducting of 'Out of competition' anti-doping testing.

Three years later, Minister Fikile Mbalula, acknowledged that the rot that Minister Stofile once

saw eating up boxing, was still very much alive. And like Stofile, he wanted to deal with this rot once and for all. In his budget vote speech in 2012, he said:

In line with the commitment we made in the 2011 Budget Vote Speech to turn around the state of Boxing in South Africa, we have already commenced with our multi-pronged approach to strengthen institutional and programmatic capacity of boxing in South Africa.

SRSA has met both the South African National Amateur Boxing Organization (SANABO) and Boxing South Africa (BSA) to devise a turn around plan for Boxing in South Africa. Among the issues we are dealing with are the following:

- *Strengthening BSA financially and through direct deployment of personnel to the entity.*
- *Looking at the strategies to support the work of SANABO through strengthening their financial capacity and human capital.*
- *Developing a strategy for the promotion of female boxers in South Africa, and;*
- *Ensuring broadcast coverage for boxing.*

We are pleased to announce that our turn-around strategy for Boxing in South Africa is delivering good results. One among those is the promising sound financial positioning of BSA and the progress made towards a structured support

in the implementation of the strategy to strengthen SANABO.

His efforts hit a brick wall as the board members kept resigning.

The administration also became embroiled in scandals and the sport that was starting to shed itself of the past, fell back into the ditch. Cases of suspended officials dragged on, further holding the Minister’s hands. But he had an ace up his sleeve; and he appointed former Minister of Sport Ngconde Balfour as the Chairperson of BSA in 2011. But just like those before him, he (Balfour) too, resigned, and boxing remained floored.

Those in the know declared that BSA continued to be faced with leadership and resource challenges because of the suspension and ongoing case of the CEO and the disciplinary processes that involved the CFO. When staff members so key are kept away from their desks and boardrooms, you know that the roof is falling in; and this much, Minister Mbalula knew. But the question was, what was his next move? In his response, he highlighted the need to do things differently and act boldly without

fear or favour. The meaning of this became evident when he looked where others before him, had not looked – He appointed marketing specialist and women in sport activist, Ntambi Ravele, as Chairperson of the BSA Board in 2013.

To support Ntambi, Sport & Recreation SA (SRSA) deployed Masilo Maake, a senior manager with legal background, to BSA as an Administrator. An indaba towards ‘galvanising the future of boxing for the boxer’ was held, coming up with far-reaching resolutions. Just when the Board was warming up to implementing the resolutions, one of its members passed on, leaving behind, a weakened Board that could not reach a quorum and thus, was unable to take decisions. But not all was lost; because as we fast-track to 2015, we see for the first time in years, the budget vote speech of a Sport Minister sounding more promising on the issue of boxing. Briefing his parliamentary colleagues in May 2015, Minister Mbalula had this to say:


Emanating from our engagements with the public broadcaster, we have now ensured that boxing returns to our television screens and radio. Boxing is a popular sport with a deep rooted history, a history of triumph over adversity and a heritage that South Africa is proud of. The key idea in the delivery of boxing is to recognize amateur, professional and development boxing across both genders. The first tournament will be broadcasted on SABC 1 at the beginning of June 2015. This initiative will strengthen our boxing turn-around strategy due to increased visibility that will safeguard the return of the sponsors to the sport.

Further to our support to the sport of boxing, we have also set aside R10m towards development of amateur boxing this year. As a result, South African National Amateur Boxing (SANABO) will receive a once-off allocation as part of being chosen as the Federation of the Year. This move will assist to unearth talent that would increase the pool of young boxers, who can represent the country at international competitions such as the Olympic Games.

Vusumzi “Cheese Boy” Bokolo

LIGHTWEIGHT

BORN: 1984
 MDANTSANE, SOUTH AFRICA
 TOTAL FIGHTS: 23
 WINS: 14
 WINS BY KO: 10
 LOSSES: 8
 DRAWS: 1
 NO CONTESTS: 0



With the relocation of the sport part of the Municipal Infrastructure Grant to SRSA not yet finalised, waiting for the construction of the Sports House to accommodate smaller federations and provide them with administrative support, wouldn't help BSA. As a result, the BSA Board was approached and agreed to relocate the entity to SRSA Offices in the Pretoria city centre.

This move is set to save the entity around R120, 000 per month, which can go a long way towards

programme implementation and enhancement of administrative capacity.

To enable the entity to recognise the country's boxers and acknowledge the contribution they make to nation building and the image of the country internationally, SRSA committed to make funds available for the entity to revive the SA Boxing Awards. In future, the Awards will take place before the SA Sports Awards so that some of the winners can contest the relevant categories

of the Sports Awards. This was a worthy acknowledgement by SRSA that the boxers continue to do their best, despite the challenges facing BSA.

True to Minister Mbalula's word, as at end of August 2015, BSA had moved to SRSA Offices; and Boxing was being broadcast live on SABC TV and radio, with a combined total of about 17 bouts having already taken place in Gauteng, Mpumalanga, and the Eastern Cape.

All said and done, the message from SRSA is one:

“We will not tire to assist the entity to get its governance in order, so that its reputation can improve and consequently be able to attract sponsorship for itself and the licensees.”



BOXING SOUTH AFRICA (BSA)



Legislated through the South African Boxing Act, 2001 (Act No 11 of 2001), Boxing SA is mandated to:

Administer professional boxing, recognise amateur boxing, create synergy between professional and amateur boxing, and promote interaction between associations of boxers, managers, promoters, and trainers.

Its intention is to:

- Ensure effective and efficient administration of professional boxing in South Africa.
- Regulate, control and exercise general supervision over professional boxing tournaments in South Africa.
- Protect and regulate the interests and organizational rights of boxers, trainers, managers, promoters, officials and other stakeholders involved in professional boxing.
- Promote and market boxing in South Africa.
- Provide for the participation and involvement of women in boxing.
- Consider applications for licenses from all stakeholders in professional boxing.
- Sanction fights; implements the relevant regulations; and it trains boxers, promoters, ring officials, managers, and trainers.

South African Boxing Act, 2001 (Act No. 11 of 2001)

To provide for a new structure for professional boxing in the Republic; to ensure the effective and efficient administration of professional boxing in the Republic; to recognise amateur boxing; to create synergy between professional and amateur boxing; to establish a Boxing Commission known as Boxing South Africa (BSA); to promote interaction between associations of boxers, managers, promoters, trainers and officials and BSA; and to provide for matters connected therewith.

Key responsibility placed on SRSA as a result of this Act:

To ensure that the safety of boxers and the relationships between boxers, managers, promoters, trainers, and officials and BSA are effectively and efficiently administered, and governed in the best interests of boxing and its stakeholders as a whole.

The South African Boxing Act, 2001 will be repealed following the promulgation of the South African Combat Sport Bill.

South African Combat Sport Bill, 2016

To provide for the regulation, control and general supervision of combat sport in the Republic; to ensure the effective and efficient administration of combat sport; to recognise both amateur and professional combat sport; to create synergy between professional and amateur combat sport to ensure the effective and efficient administration of combat sport; to provide safety measures in relation to the sport; and to provide for matters connected therewith. It is estimated that the said Bill will be approved by Cabinet in 2015 and promulgated early in 2016.

The establishment of a public entity to deal specifically with combat sport will be explored.

Key responsibility placed on SRSA as a result of this Bill:

To ensure that the safety of all participants in combat sport and the relationships between combat sports participants, managers, promoters, trainers and officials and the Combat Sport Regularity Authority are effectively and efficiently administered and governed in the best interests of combat sport and its stakeholders as a whole.

SOUTH AFRICAN NATIONAL BOXING ORGANIZATION (SANABO)



SANABO LEADERSHIP



Andile Mofu
President



Pretty Tsotetsi
Secretary-General



Ezekiel Hlasoa
Treasurer

Formerly known as South African National Amateur Boxing Organization, SANABO was formed in 1991 following unity talks that saw the amalgamation of four amateur controlling bodies, viz. the South African Boxing Union (SABU); South African Boxing Council (SABC); South African Boxing Federation (SABF); and South African Boxing Association (SABA). The formation of SANABO, now an affiliate of the *Association Internationale de Boxe Amateur (AIBA)*, saw the first united championships being held in Mpumalanga.

Known for amateur boxing, SANABO is now referred to as the national custodian of 'Open Boxing'. Open Boxing is a

recognized Olympic, World and Commonwealth sport code.

In their document titled *South African National Boxing Organization: Open Boxing – Brief Overview*, SANABO lists as some of its threats, the 'reluctance of parents to accept boxing as a safe contact sport' and the temptation for amateur boxers to join the professional ranks too early in their careers. On how to take amateur/open boxing forward, SANABO President, Andile Mofu, says that they've established a dire need to have a full time residential Boxing Academy that will help fast-track the development of boxers with the potential to become champions and Olympians. On big time reintroduction of boxing in schools,

Mofu is not optimistic. However, he sees SANABO's programmes contributing differently towards the eradication of health-related ills of the country. According to him, there is "great potential for SANABO's Long Participation Development Programme, a skills-based non-contact form of boxing, together with the Make-The-Weight programme, constituting the SANABO contribution to schools health-related fitness".

SANABO hosts four national championships per year: the Youth and Junior championships; School Boys and Girls Championships; Elite Championships; and Women Championships.

SANABO's Vice President, Mr Peter Kruger, recently resigned from the organisation.

MIDDLE MANAGERS



MS MMATLHAME
RASELEKA



MR BONGILE GURA



MR CHARL DURAND



CYNTHIA MAKGALO




MR GERT PRETORIUS



DR NICOLA APPELCRYN



MR NOOG HENDRICKS



MS CECILE HOWES



MR KARABO MATLALA



MR MAHLATJI SERO KA



MR MUZI NKOSI



MS JOYCE BOONZAAIER



MS MICHELLE MARX



MS NOBI SKOSANA



MS NTHANGENI
THSIVHASE



MR ENRICO PETERS



MR MOTSHANE SELOANE



MS KANYANE MOHLALA



MR LOUIS FOURIE



MR EDGAR MOGKADI



MS SIBONGILE
MONDILE

NEW APPOINTMENTS



MR LESEDI MERE
CFO



MR MICKEY MODISANE
CD: Communication Services



MS NNANIKI MALESA
D: Marketing & Communication



MS KENETSWE MOSENOGI
D: Scientific Support



DR RUTH MOJALEFA
D: Research & Evaluation

NEW MIDDLE MANAGERIAL APPOINTMENTS



MR THABO KUPA



MR PULEDISO MOTSOENENG



MR SELLO MUKHARA



MS ABONGILE MHLONTLO



MR ZOLILE CHAP



MR THEKISO THAELE



MS PALESA MOLETSANE

(ACTING)



MR RAYMOND MOLOPYANE

ISBN: 978-0-621-44008-9

RP 312/2015

Published in the Republic of South Africa by
Sport & Recreation South Africa (SRSA) in September 2015

ANNUAL **REPORT** 2014 / 2015 FINANCIAL YEAR
VOTE NO. 20

Regent Place
66 Queen Street
Pretoria
Private Bag X 896
Pretoria, 0001
Tel: 012 304 5000
www.srsa.gov.za

SPORT & RECREATION SOUTH AFRICA - FOR THE ACTIVE YOU!