

2013

NATIONAL SENIOR CERTIFICATE EXAMINATION

SCHOOLS SUBJECT REPORT



NELSON
MANDELA
1918 - 2013




basic education


Department:
Basic Education
REPUBLIC OF SOUTH AFRICA







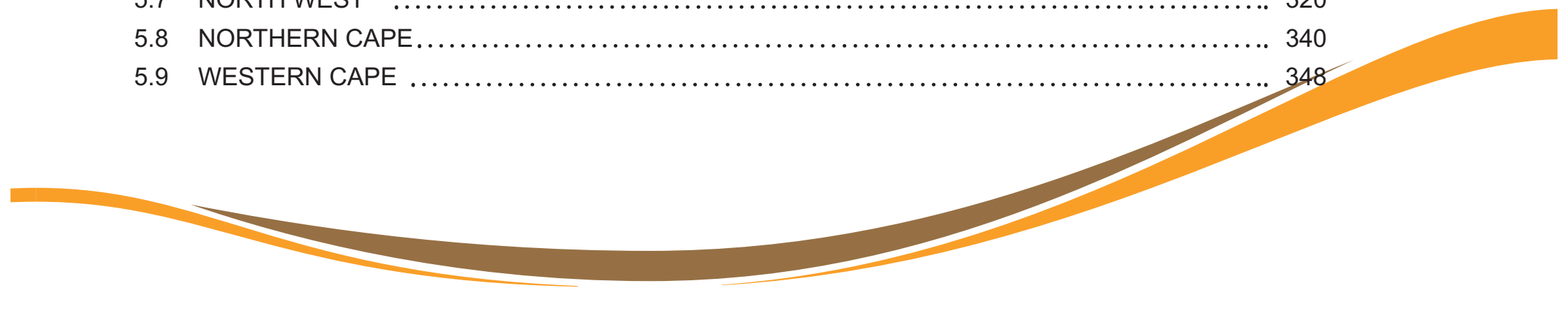
2013
NATIONAL SENIOR CERTIFICATE
EXAMINATION
SCHOOLS SUBJECT REPORT





Contents

FOREWORD	6
1. INTRODUCTION	8
2. SCOPE OF THE SCHOOLS SUBJECT REPORT	8
3. UTILISATION OF THE SCHOOLS SUBJECT REPORT	9
4. SUMMARY OF CANDIDATES PERFORMANCE IN KEY SUBJECTS	10
5. INDIVIDUAL DISTRICT AND SCHOOL RESULTS	12
5.1 EASTERN CAPE	12
5.2 FREE STATE	75
5.3 GAUTENG	98
5.4 KWAZULU-NATAL	143
5.5 LIMPOPO	226
5.6 MPUMALANGA	291
5.7 NORTH WEST	320
5.8 NORTHERN CAPE	340
5.9 WESTERN CAPE	348



FOREWORD



It is a great pleasure to release the second Schools Subject Report which provides information on the performance of every school in the country, in key subjects in the 2013 NSC examinations. This report, which focuses on the performance of learners in the 12 critical subjects, was introduced for the first time in the year 2012. This was an initiative by the DBE, to provide managers in the system with additional information that would better equip them to plan and provide more appropriate subject level support to learners. This is also a confirmation of the Department's commitment to moving the focus away from overall pass rates at national and provincial levels, to the provision of more in-depth data on performances in individual subjects. This subject specific information is intended for teachers, school managers, subject advisors, district officials and curriculum specialists, who would utilise it as the basis for intervention programmes for the next cohort of Grade 12 learners. This report must be read in conjunction with the Schools Performance Report, which provides overall results for each school over a period of three years, and the Diagnostic Report, which provides an in-depth analysis per question for priority subjects. Together these reports provide a comprehensive outlook of the performance of the Class of 2013.

The National Strategy for Learner Attainment (NSLA) was launched by the Department of Basic Education, as a targeted programme to improve learner performance across the system. This programme included a number of key interventions embarked upon by schools, districts, provinces and the DBE, in order to support learners at risk of poor performance. These efforts included, inter alia, study camps, vacation schools, special workshops on content training, support to principals of under-performing schools, intensive monitoring and support of under-performing districts, and provision of Siyavula textbooks. These initiatives were in addition to the more systemic programmes that included monitoring of syllabus completion across all schools, training of teachers in the implementation of the Curriculum and Assessment Policy Statements (CAPS), and the intervention programmes relating to Mathematics and Science. The efforts of all Departmental officials, including our partners in education, must be commended as these have contributed to the improvement of performance in the class of 2013.

This report will assist provincial and district officials, as well as school principals, to compare performance across different subjects, schools, districts and provinces. This will assist in identifying subjects in which performance is not at the desired level at school. This report must also be seen as a reflection on the part of teachers, and should encourage teachers to emulate the best practices of those who obtained



" Education is the most powerful weapon
which you can use to change the world."

excellent results.

It is hoped that this information will promote healthy comparisons among teachers, schools and districts, and encourage collaborations through cluster meetings and other consultations across districts.

Congratulations to the teachers who obtained above 80% passes in specific subjects. This was achieved through the commitment of teachers and the leadership demonstrated by principals in creating a learning environment for learners to excel. Teachers that have shown improvement in performance from previous years are also commended. In cases where the subject performance is not at the desired level, there is ample opportunity and scope for improvement in the coming year.

Tata Madiba said, "There is no keener revelation of a society's soul than the way in which it treats its children." It is this passion for protecting children, which must become the blueprint of all schools in terms of creating an appropriate environment for education that will support all South Africans, especially the poor and marginalized in order for us to build an egalitarian society and a better life for all.



MRS AM MOTSHEKGA, MP
MINISTER OF BASIC EDUCATION
06 JANUARY 2014



1. INTRODUCTION

The Schools Subject Report is part of the Department's ongoing drive to improve feedback to schools and districts on the data emanating from the national examinations. In addition to the Technical Report, which provides data on overall performance at the national, provincial and district levels, the feedback to schools is enhanced by the development of the Schools Subject Report, Schools Performance Report and Subject Diagnostic Report. These four reports are targeting the different levels of the system and will provide education planners, subject specialists and education managers with all the relevant information to undertake their responsibilities relating to improving learner performance across the system.

The Schools Subject Report was published for the first time in the year 2012 and was well received by provincial and district officials, who considered it a useful tool in providing the necessary data to help mount the relevant interventions.

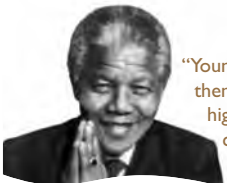
The Schools Subject Report should be read with the Diagnostic Report and the School Performance Report as the reports compliment each other. The significance of the Schools Subject Report is the provision of subject specific performance information per school. It is envisioned that this report will assist in honing in on low performance subjects which might otherwise not be noted through the reporting of overall school performance.

2. SCOPE OF THE SCHOOLS SUBJECT REPORT

The Schools Subject Report covers: Mathematics, Physical Sciences, Life Sciences, Accounting, History, Geography, Economics, Business Studies, English First Additional Language and Mathematical Literacy. These are gateway subjects, which because of their importance and high enrolment figures are prioritized for interventions.

This report covers all schools that wrote the 2013 National Senior Certificate examinations. The data that will be provided is only for the current year, and will include the number of learners that wrote subjects at a given school and the percentage that passed, using the 30% as the level of achievement. The additional information that is provided per school is the quintile ranking of the school, and an indicator if the school is a Dinaledi school.

The report also commences with a summary table that provides the national performance in the 11 most popular subjects in the last four years, i.e. 2010 to 2013. This table indicates the number of learners that achieved at 30% and above, and the percentage of learners that achieved at 30% and above at a national level. In addition, the overall provincial performance is provided, in the 11 most popular subjects. This table also indicates the number of learners that achieved at 30% and above, and the percentage of learners that achieved at 30% and above per province. These two tables will allow for each school to compare their performance to the national pass rate as well as to the provincial pass rate, in that subject.



"Young people must take it upon themselves to ensure that they receive the highest education possible so that they can represent us well in future as future leaders."

3. UTILISATION OF THE SCHOOLS SUBJECT REPORT

This report will be used by subject advisors, national curriculum specialists and district officials, as essential information to assist with their support programmes to each school. It is necessary for each district official to have all the relevant information about the profile of each school in the district, in order to embark on a meaningful support programme.

The Schools Subject Report will be used to compare performance across subjects at a school and at a district or cluster. Schools that perform well in one subject should also perform at an equivalent level in other subjects, particularly in related subjects, e.g. Mathematics and Physical Science. Where there is a lack of correlation between related subjects, further investigations must be carried out by subject advisors to establish the reason for this non-alignment of performance. This may quite often point to competency levels of teachers, differences in the cohort of learners, or other resource limitations. The overall school performance results usually mask the performance of the teachers, and individual teachers could escape from the accountability chain. With the introduction of the Schools Subject Report, accountability is re-instated to the teacher.



4. SUMMARY OF CANDIDATES PERFORMANCE IN KEY SUBJECTS

CANDIDATES PERFORMANCE IN 11 MOST POPULAR SUBJECTS, 2010 - 2013

Subjects	2010			2011			2012			2013		
	Wrote	Achieved at 30% & above	% achieved	Wrote	Achieved at 30% & above	% achieved	Wrote	Achieved at 30% & above	% achieved	Wrote	Achieved at 30% & above	% achieved
Accounting	160 991	101 093	62.8	137 903	84 972	61.6	134 978	88 508	65.6	145 427	95 520	65.7
Agricultural Sciences	85 523	53 573	62.6	77 719	55 404	71.3	78 148	57 571	73.7	83 437	67 308	80.7
Business Studies	200 795	142 742	71.1	187 677	147 559	78.6	195 507	151 237	77.4	218 914	179 329	81.9
Economics	147 289	110 824	75.2	133 358	85 411	64.0	134 369	97 842	72.8	150 114	110 869	73.9
English First Additional Language	449 080	424 392	94.5	414 480	398 740	96.2	420 039	410 999	97.8	454 666	449 420	98.8
Geography	209 854	145 187	69.2	199 248	139 405	70.0	213 735	162 046	75.8	239 657	191 834	80.0
History	87 675	66 428	75.8	85 928	65 239	75.9	94 489	81 265	86.0	109 046	94 982	87.1
Life Sciences	285 496	212 895	74.6	264 819	193 946	73.2	278 412	193 593	69.5	301 718	222 374	73.7
Mathematical Literacy	280 836	241 576	86.0	275 380	236 548	85.9	291 341	254 611	87.4	324 097	282 270	87.1
Mathematics	263 034	124 749	47.4	224 635	104 033	46.3	225 874	121 970	54.0	241 509	142 666	59.1
Physical Sciences	205 364	98 260	47.8	180 585	96 441	53.4	179 194	109 918	61.3	184 383	124 206	67.4



“Not a day goes by when I don't read every newspaper I can lay my hands on, wherever I am.”

CANDIDATES PERFORMANCE BY PROVINCE IN SELECTED SUBJECTS

Province	Accounting		Agricultural Sciences		Business Studies		Economics		English (FAL)		Geography		History		Life Sciences		Mathematical Literacy		Mathematics		Physical Sciences	
	Wrote	% Achieved at 30% and above	Wrote	% Achieved at 30% and above	Wrote	% Achieved at 30% and above	Wrote	% Achieved at 30% and above	Wrote	% Achieved at 30% and above	Wrote	% Achieved at 30% and above	Wrote	% Achieved at 30% and above	Wrote	% Achieved at 30% and above	Wrote	% Achieved at 30% and above	Wrote	% Achieved at 30% and above	Wrote	% Achieved at 30% and above
EASTERN CAPE	18 104	57.2	16 048	82.0	25 596	72.3	20 686	58.3	64 501	97.6	27 654	69.9	15 667	81.9	41 368	64.4	36 520	78.2	36 274	43.4	25 218	55.8
FREE STATE	7 379	72.8	1 453	88.6	11 621	87.2	7 170	79.1	23 752	99.6	9 808	85.3	4 238	91.8	12 521	84.1	17 619	94.5	9 629	71.1	8 288	75.8
GAUTENG	25 413	70.3	1 007	84.0	44 162	89.2	26 980	82.4	63 306	99.8	39 337	87.6	22 483	90.3	45 690	81.3	61 732	93.9	36 908	73.6	29 836	75.6
KWAZULU NATAL	44 493	67.9	19 336	79.7	60 045	86.2	37 959	79.5	111 252	98.0	61 955	80.5	27 325	90.9	78 353	74.4	73 156	81.4	73 019	53.6	50 332	66.4
LIMPOPO	20 247	60.3	25 526	79.2	24 355	62.3	25 678	70.3	80 736	99.2	41 315	77.9	12 200	70.4	50 440	70.7	47 248	85.8	35 558	59.3	30 758	65.6
MPUMALANGA	11 013	56.1	14 106	80.5	18 770	75.4	13 622	58.9	46 119	99.3	22 047	78.5	5 570	87.9	26 461	72.9	30 848	85.8	19 400	58.3	16 952	65.5
NORTH WEST	6 435	68.4	4 438	87.1	10 322	88.5	6 788	87.3	26 144	99.9	14 926	85.0	5 130	90.0	16 026	78.3	18 357	94.0	10 906	67.4	8 978	74.5
NORTHERN CAPE	1 974	59.6	857	69.4	3 921	76.7	1 974	80.9	9 267	99.5	5 070	77.4	2 922	90.0	6 165	58.2	7 354	87.1	3 139	57.7	2 540	61.5
WESTERN CAPE	10 369	74.4	666	84.1	20 122	89.7	9 257	77.2	29 589	99.5	17 545	78.1	13 511	91.7	24 694	75.6	31 263	92.5	16 676	73.3	11 481	72.6
NATIONAL	145 427	65.7	83 437	80.7	218 914	81.9	150 114	73.9	454 666	98.8	239 657	80.0	109 046	87.1	301 718	73.7	324 097	87.1	241 509	59.1	184 383	67.4

5. INDIVIDUAL DISTRICT AND SCHOOL RESULTS

5.1 EASTERN CAPE

DISTRICT LEVEL SUBJECT PERFORMANCE

District Name	Accounting		Agricultural Sciences		Business Studies		Economics		English (FAL)		Geography		History		Life Sciences		Mathematical Literacy		Mathematics		Physical Sciences	
	Wrote	%Achieved at 30% and above	Wrote	%Achieved at 30% and above	Wrote	%Achieved at 30% and above	Wrote	%Achieved at 30% and above	Wrote	%Achieved at 30% and above	Wrote	%Achieved at 30% and above	Wrote	%Achieved at 30% and above	Wrote	%Achieved at 30% and above	Wrote	%Achieved at 30% and above	Wrote	%Achieved at 30% and above	Wrote	%Achieved at 30% and above
BUTTERWORTH	1 370	53.1	1 061	82.3	1 355	69.8	2 007	57.2	4 310	94.9	1 371	75.4	737	80.5	2 844	66.5	1 951	70.2	2 516	36.6	1 835	47.7
COFIMVABA	529	65.6	484	88.8	685	74.2	595	67.7	1 861	98.8	697	65.0	311	82.6	1 037	72.4	640	84.7	1 221	55.6	705	71.5
CRADOCK	181	55.8	222	81.5	374	73.5	131	52.7	816	98.3	321	68.8	181	87.3	559	59.7	651	87.3	220	55.5	157	70.7
DUTYWA	844	59.1	1 204	81.6	963	70.6	1 099	60.5	3 424	97.0	1 174	74.6	747	81.8	2 325	63.5	1 139	74.6	2 443	36.8	1 647	52.8
EAST LONDON	1 813	57.2	619	85.0	2 610	80.6	1 685	60.3	4 242	98.3	2 075	73.0	1 426	89.1	3 039	70.5	3 786	85.3	2 423	59.9	1 854	64.3
FORT BEAUFORT	395	38.7	835	75.8	653	57.6	525	48.8	1 818	95.4	442	47.3	446	72.4	1 081	47.9	1 376	71.1	558	35.3	368	37.5
GRAAFF-REINET	152	73.7	39	79.5	405	72.8	81	63.0	735	99.9	323	50.5	291	74.6	554	44.6	656	77.9	182	57.1	100	74.0
GRAHAMSTOWN	216	46.3	83	60.2	328	66.8	252	48.0	793	99.5	562	59.1	466	74.2	609	54.7	817	77.8	253	67.2	186	66.1
KING WILLIAMS TOWN	1 243	48.9	1 900	76.7	1 723	68.1	1 347	60.0	4 656	98.1	1 722	67.9	1 478	81.9	2 851	58.0	3 645	75.4	1 629	50.2	1 299	56.4
LADY FRERE	402	61.4	413	86.0	548	73.4	442	70.8	1 356	98.3	669	72.3	338	77.8	783	65.6	745	79.7	682	38.9	432	60.9
LIBODE	1 346	54.9	1 380	83.5	1 634	69.3	1 867	64.0	5 589	95.8	2 553	68.5	1 096	90.2	3 493	63.4	2 178	75.8	3 429	37.4	2 276	52.0
LUSIKISIKI	932	54.0	1 365	78.1	1 068	69.4	1 192	55.3	3 806	96.9	1 865	72.5	684	76.3	2 318	59.0	1 589	71.5	2 220	34.3	1 390	49.5
MALUTI	478	61.9	428	92.3	557	75.0	567	59.6	1 663	99.1	807	80.0	318	90.9	1 003	78.3	623	83.3	1 194	42.1	769	66.7
MBIZANA	879	56.8	870	85.6	1 088	60.7	1 222	56.0	3 219	97.3	1 203	72.6	425	66.1	1 683	63.2	1 436	75.3	1 790	44.7	1 338	50.4



“Good wise leaders respect the law and basic values of their society.”

District Name	Accounting		Agricultural Sciences		Business Studies		Economics		English (FAL)		Geography		History		Life Sciences		Mathematical Literacy		Mathematics		Physical Sciences	
	Wrote	%Achieved at 30% and above	Wrote	%Achieved at 30% and above	Wrote	%Achieved at 30% and above	Wrote	%Achieved at 30% and above	Wrote	%Achieved at 30% and above	Wrote	%Achieved at 30% and above	Wrote	%Achieved at 30% and above	Wrote	%Achieved at 30% and above	Wrote	%Achieved at 30% and above	Wrote	%Achieved at 30% and above	Wrote	%Achieved at 30% and above
MT FLETCHER	412	60.7	519	83.6	468	72.2	458	64.2	1 572	97.8	684	78.5	185	79.5	897	67.9	615	82.6	1 041	35.4	706	56.9
MT FRERE	613	54.3	880	85.1	650	68.0	838	58.1	2 347	98.2	646	75.9	420	94.5	1 382	69.4	949	78.3	1 400	30.9	1 062	40.0
MTHATHA	1 777	70.1	1 340	89.1	1 955	80.4	1 890	67.3	6 268	98.8	3 251	77.5	1 193	88.4	4 156	74.6	1 862	75.3	4 878	42.0	3 318	61.7
NGCOBO	459	60.1	502	87.6	504	73.0	506	61.9	1 699	98.4	761	78.1	311	81.4	1 077	76.9	672	81.4	1 064	37.2	653	60.9
PORT ELIZABETH	1 950	62.9	55	69.1	4 006	78.4	1 440	49.1	4 960	99.8	2 373	65.4	1 841	86.5	3 760	66.2	4 868	86.4	2 747	62.2	1 866	66.9
QUEENSTOWN	632	52.2	592	73.3	1 127	70.9	664	50.2	2 237	98.2	1 024	65.6	620	73.4	1 470	62.7	1 768	77.6	993	53.1	674	55.3
QUMBU	546	51.6	612	85.1	595	61.2	597	55.4	2 556	93.9	1 248	57.5	640	67.7	1 658	53.0	917	60.7	1 643	28.2	1 187	46.8
STERKSPRUIT	254	40.6	586	72.9	645	67.8	470	38.9	1 914	97.8	929	65.4	596	75.0	1 297	56.1	1 334	68.7	811	34.5	684	42.5
UITENHAGE	681	50.7	59	86.4	1 655	67.7	811	52.2	2 660	99.4	954	59.3	917	78.1	1 492	57.0	2 303	82.1	937	59.3	712	53.1

SCHOOL LEVEL SUBJECT PERFORMANCE

District Name	Centre no	Centre name	Dinaledi	Quintile	Accounting		Agricultural Sciences		Business Studies		Economics		English (FAL)		Geography		History		Life Sciences		Mathematical Literacy		Mathematics		Physical Sciences			
					Wrote	% Achieved at 30% and above	Wrote	% Achieved at 30% and above	Wrote	% Achieved at 30% and above	Wrote	% Achieved at 30% and above	Wrote	% Achieved at 30% and above	Wrote	% Achieved at 30% and above	Wrote	% Achieved at 30% and above	Wrote	% Achieved at 30% and above	Wrote	% Achieved at 30% and above	Wrote	% Achieved at 30% and above	Wrote	% Achieved at 30% and above	Wrote	% Achieved at 30% and above
					BUTTERWORTH	4161001	Amabele Senior Secondary	N	1	10	40.0	27	92.6	8	75.0	10	70.0	46	97.8	14	64.3	24	45.8	36	75.0	26	88.5	20
4161002	Bethel College High	N		19		78.9	12	91.7	25	80.0	22	77.3	25	100.0	13	84.6			40	75.0	30	96.7	30	73.3	36	58.3		
4161003	Blythswood Institution	N	3	17		47.1	24	79.2	17	58.8	28	50.0	91	98.9	33	63.6	19	47.4	67	68.7	40	85.0	52	69.2	45	55.6		
4161048	Bongoletu Senior Secondary	N	2	14		100.0			15	100.0	27	55.6	37	100.0	23	60.9			22	63.6	27	66.7	10	30.0	10	40.0		
4161037	Butterworth High	Y	4	42		97.6			25	100.0	25	96.0			38	97.4			49	100.0			80	63.8	55	74.5		
4161004	Cunningham Senior Secondary	N	3	12		66.7	61	65.6	12	91.7	12	83.3	72	94.4	15	53.3	15	93.3	46	30.4	45	68.9	28	17.9	28	7.1		
4161005	Daluhlanga Senior Secondary	N	2	21		81.0	31	87.1	28	75.0	28	60.7	97	91.8	64	62.5	28	96.4	38	52.6	86	76.7	9	33.3	38	36.8		
4161006	Dlulisa Senior Secondary	N	1	9		44.4			18	5.6	24	16.7	24	95.8	15	13.3							24	8.3	6	0.0		
4161042	Dondashe Senior Secondary	N	1	23		56.5	20	100.0	23	87.0	23	65.2	96	97.9	37	62.2	37	89.2	73	65.8	39	87.2	57	29.8	36	41.7		
4161007	Elukhanyisweni College	N		27		33.3	23	65.2	33	45.5	34	29.4	58	93.1	22	40.9	21	61.9	59	33.9	51	56.9	41	12.2	30	3.3		
4161009	Ezingcuka Senior Secondary	Y	1	56		46.4	126	87.3	56	73.2	56	96.4	182	89.0					126	85.7	54	83.3	129	42.6	74	95.9		
4161008	Ezingqayi Senior Secondary	N	2								45	53.3	81	93.8			33	78.8	51	66.7	34	88.2	47	34.0	46	37.0		
4161010	Ezizweni Senior Secondary	N	2	20		85.0	11	72.7	20	65.0	20	75.0	63	98.4					43	60.5	32	81.3	31	32.3	32	31.3		
4161011	Gobe Commercial	Y	2	33	54.5			33	90.9	53	50.9	112	100.0	59	81.4			79	81.0			112	61.6	79	53.2			

District Name	Centre no	Centre name	Dinaledi	Quintile	Accounting		Agricultural Sciences		Business Studies		Economics		English (FAL)		Geography		History		Life Sciences		Mathematical Literacy		Mathematics		Physical Sciences			
					Wrote	% Achieved at 30% and above	Wrote	% Achieved at 30% and above	Wrote	% Achieved at 30% and above	Wrote	% Achieved at 30% and above	Wrote	% Achieved at 30% and above	Wrote	% Achieved at 30% and above	Wrote	% Achieved at 30% and above	Wrote	% Achieved at 30% and above	Wrote	% Achieved at 30% and above	Wrote	% Achieved at 30% and above	Wrote	% Achieved at 30% and above	Wrote	% Achieved at 30% and above
					BUTTERWORTH	4161012	Gwadana Senior Secondary	N	2	19	68.4			19	73.7	20	50.0	37	100.0	18	100.0			18	94.4			37
4161013	Gwelane Senior Secondary	N	1	17		47.1	15	100.0	17	88.2	17	64.7	63	100.0	47	83.0	15	100.0	32	87.5	28	92.9	36	33.3	32	75.0		
4161014	Isolomzi Senior Secondary	N	1	24		37.5	60	85.0	24	75.0	43	65.1	84	100.0					60	71.7	53	75.5	31	64.5	41	56.1		
4161038	Jj Njeza Senior Secondary	N	1	21		90.5			25	92.0	64	68.8	97	100.0	53	81.1	41	58.5	40	80.0	47	80.9	50	46.0	31	51.6		
4161043	Jongabantu Senior Secondary	N	2	18		33.3			18	27.8	24	33.3	92	87.0	22	59.1	30	83.3	37	24.3	51	52.9	41	24.4	23	47.8		
4161044	Jongilizwe Senior Secondary	N	3	24		58.3	12	100.0	24	91.7	24	91.7	44	100.0	19	100.0	10	100.0	10	100.0			44	31.8	9	77.8		
4161015	Krazukile Senior Secondary	N	1	23		52.2			23	39.1	34	50.0	70	92.9	47	51.1			47	61.7	29	48.3	41	31.7	36	38.9		
4161016	Kwantozonke Senior Secondary	N	3	14		42.9			14	78.6	14	57.1	49	95.9	36	69.4			35	74.3			50	12.0	36	13.9		
4161017	Lamlough Senior Secondary	N	3	63		71.4	16	93.8	63	69.8	63	73.0	144	100.0	81	85.2	16	100.0	81	79.0	112	86.6	32	37.5	32	28.1		
4161018	Maboboti Senior Secondary.	N	1	9		22.2	5	100.0	9	44.4	9	55.6	14	85.7					5	100.0			14	7.1	5	40.0		
4161019	Macibe Senior Secondary	N	2	19		73.7	26	88.5	19	57.9	42	45.2	90	100.0	41	78.0			70	87.1	29	93.1	61	31.1	48	70.8		
4161039	Mente Senior Secondary	N	1	23		30.4	48	87.5	22	45.5	23	91.3	72	98.6	24	95.8	1	100.0	51	82.4	47	87.2	27	63.0	28	96.4		
4161045	Mgomanzi Senior Secondary	N	3	24		33.3	28	50.0	24	62.5	24	62.5	87	92.0	34	47.1	24	25.0	63	41.3			87	6.9	39	38.5		

District Name	Centre no	Centre name	Dinaledi	Quintile	Accounting		Agricultural Sciences		Business Studies		Economics		English (FAL)		Geography		History		Life Sciences		Mathematical Literacy		Mathematics		Physical Sciences			
					Wrote	% Achieved at 30% and above	Wrote	% Achieved at 30% and above	Wrote	% Achieved at 30% and above	Wrote	% Achieved at 30% and above	Wrote	% Achieved at 30% and above	Wrote	% Achieved at 30% and above	Wrote	% Achieved at 30% and above	Wrote	% Achieved at 30% and above	Wrote	% Achieved at 30% and above	Wrote	% Achieved at 30% and above	Wrote	% Achieved at 30% and above	Wrote	% Achieved at 30% and above
					BUTTERWORTH	4161020	Msobomvu Senior Secondary	N	3	114	60.5	34	94.1	100	64.0	122	59.0	247	100.0	77	77.9	61	70.5	148	75.7	120	86.7	127
4161021	Mtawelanga Senior Secondary	N	2	35		65.7	38	94.7	35	91.4	49	81.6	103	99.0	30	80.0			68	70.6	42	76.2	61	29.5	54	22.2		
4161022	Mtebele Senior Secondary	N	2	44		20.5	35	62.9	43	39.5	47	46.8	100	93.0	39	51.3	18	94.4	56	55.4	60	43.3	41	17.1	21	33.3		
4161049	Mzamomhle Senior Secondary.	N	3	9		77.8			9	66.7	9	88.9	9	100.0							9	100.0						
4161023	Ncedisizwe Senior Secondary Odary	Y	1	23		65.2	122	73.0	22	54.5	22	36.4	145	96.6			59	81.4	123	49.6	70	57.1	75	46.7	64	40.6		
4161024	Ndabankulu Senior Secondary	N	3	61		47.5	38	86.8	69	85.5	94	55.3	195	99.5	10	90.0	47	85.1	79	86.1	143	87.4	52	67.3	75	34.7		
4161025	Nolitha Comprehensive Technical	N	3	28		42.9			24	70.8	31	58.1	106	100.0	46	65.2			61	55.7	18	66.7	88	35.2	72	33.3		
4161026	Nomaheya Senior Secondary	N	3	29		34.5	27	70.4	29	93.1	53	94.3	134	99.3	27	92.6	24	95.8	105	97.1	24	58.3	109	14.7	81	64.2		
4161040	Nondwe Senior Secondary Secondary	N	1	9		44.4	23	78.3	11	63.6	11	45.5	34	76.5			5	80.0	23	47.8	7	85.7	27	14.8	20	20.0		
4161041	Pakamani Senior Secondary	N	3	38		100.0	46	97.8	38	97.4	116	84.5	156	100.0	90	74.4	51	92.2	118	78.8	27	85.2	129	42.6	72	50.0		
4161027	Qombolo Senior Secondary	N	1	28		60.7			28	64.3	41	36.6	55	96.4	28	53.6			28	46.4	24	54.2	32	12.5	15	33.3		
4161028	Siyabulela Senior Secondary	N	3	8		100.0			24	83.3			53	98.1					45	46.7	16	62.5	37	43.2	29	89.7		
4161029	Sophakama Senior Secondary	Y	2	11		45.5	13	46.2	11	81.8	14	85.7	24	87.5			3	66.7	10	70.0	3	66.7	21	33.3	10	50.0		

District Name	Centre no	Centre name	Dinaledi	Quintile	Accounting		Agricultural Sciences		Business Studies		Economics		English (FAL)		Geography		History		Life Sciences		Mathematical Literacy		Mathematics		Physical Sciences			
					Wrote	% Achieved at 30% and above	Wrote	% Achieved at 30% and above	Wrote	% Achieved at 30% and above	Wrote	% Achieved at 30% and above	Wrote	% Achieved at 30% and above	Wrote	% Achieved at 30% and above	Wrote	% Achieved at 30% and above	Wrote	% Achieved at 30% and above	Wrote	% Achieved at 30% and above	Wrote	% Achieved at 30% and above	Wrote	% Achieved at 30% and above	Wrote	% Achieved at 30% and above
					BUTTERWORTH	4161046	Tanga Senior Secondary	N	3	32	56.3			32	84.4	33	30.3	93	100.0	29	89.7	33	81.8	62	54.8	32	46.9	61
4161030	Tyali Senior Secondary	N	1	71		25.4			103	58.3	266	12.0	386	72.0	123	89.4			319	41.1	231	24.7	157	15.3	95	41.1		
4161031	Vuli-Valley Senior Secondary	N	4	52		76.9			41	82.9	61	77.0	145	100.0	67	89.6	40	100.0	47	91.5	40	90.0	105	41.0	64	45.3		
4161032	Vuluhlanga Senior Secondary	N	2	35		20.0	36	94.4			35	65.7	36	100.0					36	75.0	27	92.6	9	55.6	11	18.2		
4161033	Xilinx Senior Secondary	N	2	6		33.3	20	95.0	6	50.0	13	61.5	46	100.0	25	100.0	18	100.0	36	88.9	25	84.0	20	25.0	13	38.5		
4161034	Zanewonga Senior Secondary	N	1	7		57.1			7	100.0	56	85.7	56	98.2			19	100.0	49	67.3	26	88.5	30	80.0	30	26.7		
4161047	Zazulwana Senior Secondary	N	3	38		39.5			19	42.1	27	25.9	38	100.0					19	84.2	24	91.7	14	42.9	11	63.6		
4161035	Zwelandile Senior Secondary	N	3	32		15.6	38	89.5	31	67.7	40	80.0	70	98.6					41	63.4	25	52.0	46	30.4	32	34.4		
4161036	Zweliwelle Senior Secondary	N	3	59		25.4	46	73.9	59	54.2	59	57.6	152	98.0	25	80.0	45	77.8	93	61.3	98	67.3	54	57.4	49	34.7		
COFIMVABA	4141001	A.M. Zantsi Senior Secondary	N	1			28	100.0					28	100.0	10	100.0			28	100.0	7	57.1	21	61.9	18	100.0		
	4141002	Arthur Mfebe Senior Secondary	N	2	13	69.2	12	75.0	13	84.6	13	46.2	37	100.0	12	75.0			12	91.7			37	27.0	24	50.0		
	4141029	Bubele Senior Secondary	N	1	8	50.0			8	37.5	8	37.5	13	100.0	5	60.0			5	100.0			13	7.7	5	20.0		
	4141003	Cofimvaba Senior Secondary	Y	3	42	71.4	36	100.0	34	94.1	51	88.2	126	100.0	48	87.5	23	100.0	84	94.0	25	100.0	101	79.2	50	90.0		

District Name	Centre no	Centre name	Dinaledi	Quintile	Accounting		Agricultural Sciences		Business Studies		Economics		English (FAL)		Geography		History		Life Sciences		Mathematical Literacy		Mathematics		Physical Sciences			
					Wrote	% Achieved at 30% and above	Wrote	% Achieved at 30% and above	Wrote	% Achieved at 30% and above	Wrote	% Achieved at 30% and above	Wrote	% Achieved at 30% and above	Wrote	% Achieved at 30% and above	Wrote	% Achieved at 30% and above	Wrote	% Achieved at 30% and above	Wrote	% Achieved at 30% and above	Wrote	% Achieved at 30% and above	Wrote	% Achieved at 30% and above	Wrote	% Achieved at 30% and above
					COFIMVABA	4141004	Cwecweni Senior Secondary	N	1	44	86.4	12	100.0	44	70.5	52	73.1	83	100.0	19	94.7	7	100.0	39	94.9	19	100.0	64
4141005	Daliwonga High	N	2	21		76.2	25	100.0	23	60.9	23	69.6	100	100.0	30	70.0	48	100.0	77	75.3	52	96.2	48	68.8	29	89.7		
4141030	Falo Senior Secondary	N	2	31		80.6	16	100.0	48	85.4	71	63.4	120	98.3	57	40.4	27	63.0	62	59.7	63	77.8	57	47.4	29	79.3		
4141006	Gobinamba Senior Secondary	N	3	13		46.2	13	100.0	14	85.7	31	35.5	44	97.7	21	85.7	18	100.0	13	100.0	24	100.0	20	40.0	9	100.0		
4141031	Hala Senior Secondary	N	1	5		100.0			15	66.7	5	100.0	25	100.0	10	20.0			10	50.0	10	70.0	15	13.3	10	40.0		
4141007	Isikhoba Nombewu Tech S.S.	N	2	7		100.0	10	70.0			7	57.1	74	97.3	26	53.8			10	40.0	26	69.2	48	58.3	41	70.7		
4141008	Isivivane Senior Secondary	N	1	11		45.5	3	100.0	11	0.0	11	72.7	19	100.0	6	0.0			7	57.1	4	100.0	15	20.0	6	16.7		
4141032	Jongizizwe Nkwenkwezi Secondary	N	2				13	84.6					32	96.9	19	57.9	19	89.5	32	21.9	19	94.7	13	69.2	13	30.8		
4141009	Khwaza Senior Secondary	N	1	31		51.6	39	89.7	31	48.4	31	48.4	103	99.0	36	25.0	33	39.4	71	42.3	36	58.3	67	34.3	36	69.4		
4141010	Langaletu Senior Secondary	N	1	13		30.8	6	100.0	13	38.5	13	53.8	19	100.0					6	100.0			19	31.6	6	100.0		
4141011	Lower Seplan Senior Secondary	N	1	3		100.0			3	100.0	3	100.0	10	100.0	7	100.0			7	100.0			10	50.0	7	71.4		
4141012	Lukhanyisweni Senior Secondary	N	2	10		50.0			10	60.0	10	60.0	19	100.0	9	55.6	2	100.0	9	77.8	10	100.0	9	55.6	7	28.6		
4141013	Mangelengele	Y	2	15		80.0	12	75.0	16	62.5	17	76.5	84	98.8	33	97.0	24	100.0	17	88.2	55	98.2	29	58.6	14	85.7		
4141014	Mazibuko Senoir Secondary	N	1				21	57.1					64	95.3	64	39.1	25	76.0	39	51.3	46	76.1	18	44.4	18	77.8		

District Name	Centre no	Centre name	Dinaledi	Quintile	Accounting		Agricultural Sciences		Business Studies		Economics		English (FAL)		Geography		History		Life Sciences		Mathematical Literacy		Mathematics		Physical Sciences			
					Wrote	% Achieved at 30% and above	Wrote	% Achieved at 30% and above	Wrote	% Achieved at 30% and above	Wrote	% Achieved at 30% and above	Wrote	% Achieved at 30% and above	Wrote	% Achieved at 30% and above	Wrote	% Achieved at 30% and above	Wrote	% Achieved at 30% and above	Wrote	% Achieved at 30% and above	Wrote	% Achieved at 30% and above	Wrote	% Achieved at 30% and above	Wrote	% Achieved at 30% and above
					COFIMVABA	4141040	Mdeni Senior Secondary.	N	1	40	15.0	20	65.0	40	35.0	40	52.5	91	97.8	31	22.6	17	29.4	51	19.6	34	58.8	57
4141015	Middle Zolo Senior Secondary	N	3				14	100.0					14	92.9					14	64.3			14	7.1	14	35.7		
4141016	Mtetuvumile	N	1	18		88.9			39	94.9	18	94.4	59	100.0	41	61.0	23	95.7	20	65.0	26	84.6	33	45.5	18	50.0		
4141027	Mzimvubu Senior Secondary	N	1	26		42.3	21	100.0	36	75.0	26	65.4	47	100.0					21	90.5	34	97.1	13	46.2	11	100.0		
4141018	Ncuncuzo Senior Secondary	Y	2	59		61.0	36	97.2	71	81.7	43	79.1	102	98.0					43	67.4	24	91.7	78	43.6	31	64.5		
4141019	Ndyebo-Ntsaluba Senior Secondary	N	1	13		92.3	16	100.0	13	100.0	13	76.9	53	100.0	24	87.5	32	96.9	40	95.0	39	92.3	14	57.1	8	87.5		
4141020	Nonkululeko Senior Secondary	N	1	11		36.4	7	85.7	11	45.5	11	36.4	26	100.0	8	75.0	7	71.4	15	66.7	11	63.6	15	26.7	8	87.5		
4141028	Sabata Senior Secondary	N	1	10		90.0	36	83.3	10	70.0	10	100.0	46	95.7	20	35.0			36	88.9	25	92.0	21	81.0	16	81.3		
4141021	Siyabalala Senior Secondary	N	1				14	50.0	38	73.7	36	72.2	48	93.8					9	66.7	35	71.4	13	7.7	10	0.0		
4141022	St. James Senior Secondary	Y	3	36		97.2			92	94.6			196	100.0	104	96.2			160	93.1			196	88.8	104	96.2		
4141023	Tsomo Senior Secondary	Y	3	30		66.7	39	97.4	33	69.7	33	69.7	120	100.0	43	79.1			60	78.3			120	69.2	72	63.9		
4141024	Zigudu Combined	N	1				9	88.9					9	88.9	9	22.2			9	22.2			9	33.3				
4141025	Zwelandile Senior Secondary	N	2	11		45.5	16	62.5	11	72.7	11	72.7	27	100.0					16	37.5	9	100.0	18	38.9	16	50.0		
4141026	Zwelixolile Senior Secondary	N	2	8		100.0	10	100.0	8	100.0	8	100.0	23	100.0	5	40.0	6	100.0	15	53.3	7	100.0	16	31.3	9	55.6		

District Name	Centre no	Centre name	Dinaledi	Quintile	Accounting		Agricultural Sciences		Business Studies		Economics		English (FAL)		Geography		History		Life Sciences		Mathematical Literacy		Mathematics		Physical Sciences			
					Wrote	% Achieved at 30% and above	Wrote	% Achieved at 30% and above	Wrote	% Achieved at 30% and above	Wrote	% Achieved at 30% and above	Wrote	% Achieved at 30% and above	Wrote	% Achieved at 30% and above	Wrote	% Achieved at 30% and above	Wrote	% Achieved at 30% and above	Wrote	% Achieved at 30% and above	Wrote	% Achieved at 30% and above	Wrote	% Achieved at 30% and above	Wrote	% Achieved at 30% and above
					CRADOCK	4091001	Cradock High	N	5	18	94.4			18	100.0	19	84.2	46	100.0	11	100.0	11	90.9	41	90.2	36	100.0	41
4091018	Cradock Prison	N		4		0.0			5	40.0	4	0.0	4	100.0					1	0.0			5	0.0	1	0.0		
4091002	Ekuphumleni Senior Secondary	N	3	9		77.8			18	88.9	18	50.0	31	100.0	13	84.6	6	100.0	13	53.8	15	86.7	16	43.8	7	28.6		
4091003	Ikwezi Senior Secondary	N	2	9		22.2	49	89.8	12	41.7	9	44.4	63	95.2	30	46.7			54	72.2	39	84.6	24	58.3	26	73.1		
4091004	Inyathi High	N	3	14		28.6	22	100.0	20	55.0	25	36.0	62	100.0	20	55.0			22	95.5	42	88.1	20	30.0	17	76.5		
4091005	J.A Calata Senior Secondary	N	3	13		38.5	56	82.1	31	74.2			68	100.0			50	90.0	38	76.3	54	100.0	14	57.1	11	63.6		
4091006	Kopano Senior Secondary	N	3	8		75.0	22	63.6			9	77.8	43	88.4	24	25.0			34	29.4	32	50.0	11	18.2	12	33.3		
4091007	Marlow Agricultural High	N	4	11		100.0	11	100.0	26	100.0			53	100.0					17	100.0	33	100.0	20	95.0	12	100.0		
4091017	Matthew Goniwe Comprehensive	N	3	15		26.7	14	92.9	38	73.7	16	43.8	55	100.0					29	55.2	32	93.8	23	34.8	17	35.3		
4091008	Mbekweni High	N	2	4		0.0			16	37.5	12	33.3	38	89.5	34	73.5			34	64.7	38	89.5						
4091009	Michausdal Secondary	N	3	18		55.6			23	82.6			67	100.0	39	79.5	34	82.4	24	66.7	61	85.2	6	66.7				
4091010	Middelburg High	N	4	7		100.0			24	83.3			32	100.0					22	86.4	22	100.0	10	100.0	8	100.0		
4091011	Middelland Secondary	N	3	31		61.3			89	66.3			101	100.0	70	80.0	13	76.9	87	29.9	92	95.7	9	44.4	6	83.3		
4091012	Phakama Hofmeyr High	N	3				5	80.0					37	100.0	19	52.6	9	77.8	32	53.1	28	71.4	8	0.0	5	20.0		
4091013	Raymond Mhlaba Senior Secondary	N	3	9		33.3			19	84.2	9	77.8	40	100.0	21	100.0	21	100.0	21	66.7	40	92.5						
4091014	Sizamile Senior Secondary	N	3			34	58.8					46	95.7	34	55.9			46	23.9	46	58.7							

District Name	Centre no	Centre name	Dinaledi	Quintile	Accounting		Agricultural Sciences		Business Studies		Economics		English (FAL)		Geography		History		Life Sciences		Mathematical Literacy		Mathematics		Physical Sciences			
					Wrote	% Achieved at 30% and above	Wrote	% Achieved at 30% and above	Wrote	% Achieved at 30% and above	Wrote	% Achieved at 30% and above	Wrote	% Achieved at 30% and above	Wrote	% Achieved at 30% and above	Wrote	% Achieved at 30% and above	Wrote	% Achieved at 30% and above	Wrote	% Achieved at 30% and above	Wrote	% Achieved at 30% and above	Wrote	% Achieved at 30% and above	Wrote	% Achieved at 30% and above
					COFIMVABA	4091015	Tarkastad High	N	4	1	100.0			25	84.0			6	100.0			28	92.9	29	79.3	22	100.0	7
	4091016	Zanabantu High	N	3	10	50.0	9	77.8	10	50.0	10	60.0	24	100.0	6	100.0	9	55.6	15	66.7	19	73.7	6	66.7	6	100.0		
DUTYWA	4151001	Badi Senior Secondary	Y	2	22	54.5	63	93.7	22	95.5	22	95.5	113	100.0	29	93.1	25	92.0	92	78.3	25	96.0	89	65.2	67	67.2		
	4151002	Bashee Senior Secondary	N	1	20	55.0	24	95.8	29	65.5	32	46.9	98	98.0	36	66.7	10	80.0	61	49.2	23	73.9	76	30.3	57	40.4		
	4151003	Bomela Senior Secondary	N	2	35	28.6	47	78.7	34	73.5	35	40.0	99	99.0	19	73.7	20	90.0	66	54.5	20	85.0	81	9.9	46	47.8		
	4151004	Bonkolo Senior Secondary	N	3	28	42.9	8	62.5	28	50.0	39	41.0	79	93.7	19	57.9	17	35.3	51	41.2	9	33.3	70	28.6	34	17.6		
	4151005	Colosa Senior Secondary	Y	2	17	58.8	20	75.0	36	52.8	17	94.1	87	95.4	26	76.9	14	100.0	51	78.4	19	78.9	68	36.8	37	51.4		
	4151006	Dinizulu Senior Secondary	N	2	24	37.5	1	100.0	24	54.2	65	32.3	76	94.7	32	37.5	19	78.9	52	61.5	44	61.4	32	12.5	10	50.0		
	4151038	Dumalisile Comprehensive High	N	1	33	63.6			43	90.7	35	60.0	131	91.6	52	44.2	21	81.0	54	38.9	25	56.0	106	11.3	67	20.9		
	4151007	Elliotdale Tech	N	3	27	85.2			60	81.7	60	98.3	106	99.1							33	97.0	73	30.1	46	45.7		
	4151008	Enoch Mamba Senior S	N	1	20	20.0			20	40.0	20	20.0	66	100.0	31	100.0			31	80.6			66	13.6	46	28.3		
	4152009	Executive Academy	N		50	82.0	57	86.0	58	86.2	61	60.7	203	98.0	84	73.8	42	81.0	142	55.6	62	75.8	143	44.8	107	50.5		
	4151010	Fort Malan Senior Secondary	N	2	19	31.6	73	89.0	29	37.9	20	40.0	92	95.7			37	100.0	72	72.2	71	77.5	19	57.9	26	30.8		
4151011	Ganizulu Senior Secondary	N	1	29	31.0	57	78.9	54	66.7	29	51.7	113	97.3	27	48.1			59	59.3	26	88.5	87	24.1	58	39.7			

District Name	Centre no	Centre name	Dinaledi	Quintile	Accounting		Agricultural Sciences		Business Studies		Economics		English (FAL)		Geography		History		Life Sciences		Mathematical Literacy		Mathematics		Physical Sciences			
					Wrote	% Achieved at 30% and above	Wrote	% Achieved at 30% and above	Wrote	% Achieved at 30% and above	Wrote	% Achieved at 30% and above	Wrote	% Achieved at 30% and above	Wrote	% Achieved at 30% and above	Wrote	% Achieved at 30% and above	Wrote	% Achieved at 30% and above	Wrote	% Achieved at 30% and above	Wrote	% Achieved at 30% and above	Wrote	% Achieved at 30% and above	Wrote	% Achieved at 30% and above
					DUTYWA	4151012	Gwebityala Senior Secondary	N	1			28	42.9					60	80.0	53	47.2	23	26.1	39	56.4	23	47.8	37
4151014	Jalamba Senior Secondary	N	3	16		50.0	29	24.1	16	43.8	16	0.0	62	85.5	17	64.7			46	17.4	36	47.2	25	4.0	15	26.7		
4151015	Jongilanga Senior Secondary	N	1	27		29.6	37	59.5	27	37.0	27	40.7	90	95.6	25	60.0			63	49.2			89	14.6	45	35.6		
4151016	Js Skenjana Senior Secondary	Y	3	131		100.0	85	98.8	78	100.0	54	100.0	255	100.0	62	96.8	62	79.0	154	90.3			255	64.3	139	97.1		
4151017	Lm Malgas Senior Secondary	N	2				17	94.1					31	100.0	22	81.8	8	87.5	31	77.4	10	100.0	21	71.4	15	86.7		
4151018	Lukhanyo Senior Secondary	N	1	14		21.4			14	28.6	18	61.1	48	100.0	33	42.4	19	100.0	33	48.5	17	70.6	32	28.1	16	37.5		
4151019	Lukhozana Senior Secondary	N	2				4	75.0					15	100.0	11	90.9	6	100.0	15	60.0	6	100.0	9	33.3	9	33.3		
4151020	Lurwayizo Senior Secondary	N	1	4		0.0	11	90.9	4	75.0	4	75.0	15	93.3			3	100.0	11	54.5	6	33.3	9	11.1	8	12.5		
4151021	Mathumbu Senior Secondary	N	1				70	100.0					70	98.6			43	97.7	70	100.0	26	100.0	43	16.3	27	92.6		
4151022	Mazizini Senior Secondary	N	2				46	95.7					73	98.6	29	100.0	44	90.9	73	65.8	46	93.5	27	77.8	27	88.9		
4152023	Mida	N		24		66.7			24	95.8	46	63.0			72	90.3			98	81.6	41	100.0	81	66.7	76	50.0		
4151024	Mpozolo Senior Secondary	N	1	9		66.7	29	82.8	9	77.8	9	77.8	38	100.0			13	69.2	29	55.2	16	62.5	22	36.4	16	50.0		
4151025	Ngangolwandle Senior Senior Secondary	N	1	51		68.6	96	80.2	74	66.2	53	49.1	256	98.4	108	75.9	79	81.0	137	89.1	130	70.0	129	54.3	102	71.6		

District Name	Centre no	Centre name	Dinaledi	Quintile	Accounting		Agricultural Sciences		Business Studies		Economics		English (FAL)		Geography		History		Life Sciences		Mathematical Literacy		Mathematics		Physical Sciences			
					Wrote	% Achieved at 30% and above	Wrote	% Achieved at 30% and above	Wrote	% Achieved at 30% and above	Wrote	% Achieved at 30% and above	Wrote	% Achieved at 30% and above	Wrote	% Achieved at 30% and above	Wrote	% Achieved at 30% and above	Wrote	% Achieved at 30% and above	Wrote	% Achieved at 30% and above	Wrote	% Achieved at 30% and above	Wrote	% Achieved at 30% and above	Wrote	% Achieved at 30% and above
					DUTYWA	4151026	Ngcingwane Tech Senior Secondary.	Y	3	33	33.3	29	86.2	33	63.6	33	45.5	98	100.0	29	69.0			52	57.7			98
4151027	Ngwenze Senior Senior Secondary	N	2	31		64.5	69	79.7	31	77.4	31	54.8	161	94.4	62	72.6	60	86.7	129	54.3	61	85.2	100	36.0	70	47.1		
4151028	Nobangile Senior Secondary	N	1				46	76.1					68	97.1	29	96.6	39	33.3	68	42.6	39	41.0	29	27.6	22	13.6		
4151037	Nqabara Senior Secondary	N	1	47		53.2	83	79.5	47	87.2	76	53.9	133	94.0					86	66.3	32	46.9	101	23.8	56	62.5		
4151030	Nqabisile Senior Secondary	N	1	13		38.5	23	73.9	13	38.5	13	38.5	44	97.7	18	38.9			31	51.6	15	73.3	28	21.4	21	33.3		
4151031	Upper Gwadu Senior Secondary	N	2	12		75.0	6	100.0	12	41.7	49	57.1	49	100.0	10	70.0	16	87.5	37	54.1	16	93.8	33	24.2	21	33.3		
4152039	Virtual Centre	N		58		39.7	68	76.5	64	57.8	57	42.1	230	99.1	116	76.7	49	77.6	174	58.6	84	64.3	177	31.1	137	62.0		
4151032	Vulingcobo Senior Secondary	N	1				13	84.6			30	76.7	62	100.0	18	77.8	19	100.0	44	65.9	18	50.0	44	34.1	31	41.9		
4151033	Willovale Senior Secondary	N	3	13		30.8	59	71.2	13	23.1	13	53.8	71	98.6			23	95.7	59	52.5	22	50.0	49	20.4	36	44.4		
4151034	Xolilizwe Senior Secondary	N	2	16		37.5			15	60.0	82	79.3	128	92.2	91	95.6			32	34.4	101	95.0	28	100.0	20	15.0		
4151035	Zwelenqaba Senior Secondary	N	1	7		100.0	6	100.0	7	85.7	7	100.0	27	100.0	14	92.9	6	100.0	20	85.0	6	100.0	21	28.6	14	57.1		
4151036	Zwelidumile Senior Secondary	N	1	14		100.0			45	97.8	46	97.8	77	100.0			30	100.0	63	49.2	31	71.0	46	45.7	32	18.8		

District Name	Centre no	Centre name	Dinaledi	Quintile	Accounting		Agricultural Sciences		Business Studies		Economics		English (FAL)		Geography		History		Life Sciences		Mathematical Literacy		Mathematics		Physical Sciences			
					Wrote	% Achieved at 30% and above	Wrote	% Achieved at 30% and above	Wrote	% Achieved at 30% and above	Wrote	% Achieved at 30% and above	Wrote	% Achieved at 30% and above	Wrote	% Achieved at 30% and above	Wrote	% Achieved at 30% and above	Wrote	% Achieved at 30% and above	Wrote	% Achieved at 30% and above	Wrote	% Achieved at 30% and above	Wrote	% Achieved at 30% and above	Wrote	% Achieved at 30% and above
					EAST LONDON	4182001	Accord Business Academy	N		7	28.6			17	41.2	17	23.5	16	100.0	5	60.0	1	100.0	9	55.6	19	47.4	11
	4182002	Alphendale Sen Sec School	N	4	28	85.7			87	93.1			5	100.0	31	67.7	8	100.0	49	85.7	62	95.2	55	32.7	30	66.7		
	4182003	Althorpe College	N		22	68.2			44	93.2	29	62.1			31	87.1	1	100.0	39	71.8	45	95.6	34	58.8	28	64.3		
	4181004	Beaconhurst	N	5	5	100.0			25	100.0					21	95.2	19	100.0	22	95.5	27	100.0	19	100.0	13	92.3		
	4181005	Bhongoletu Senior Secondary	N	2	13	46.2			13	69.2			47	95.7	47	68.1	21	66.7	34	52.9	38	68.4	9	77.8	13	84.6		
	4181006	Blyletts Combined	N	2	55	43.6			55	87.3	55	83.6	103	100.0	48	100.0			48	100.0	47	95.7	56	89.3	48	97.9		
	4181007	Buchule Technical High	N	3									47	100.0									47	57.4	47	78.7		
	4181008	Cambridge High	N	5	32	100.0			54	98.1	25	100.0			75	100.0	91	100.0	105	97.1	118	100.0	66	84.8	26	96.2		
	4182088	Centre Of Excellence	N		9	77.8	5	60.0	36	55.6	20	40.0	42	97.6	32	68.8	5	100.0	41	63.4	44	84.1	24	54.2	25	64.0		
	4181009	Clarendon Girls High	N	5	30	100.0			51	100.0					20	100.0	51	100.0	94	100.0	38	100.0	104	99.0	62	98.4		
	4181010	Commercial Park Independent College	N		10	40.0			18	77.8	13	53.8							6	83.3	11	81.8	11	54.5	4	25.0		
	4181011	David Mama High	N	3	30	80.0			53	90.6	30	86.7	120	100.0	53	96.2	48	97.9	28	67.9	48	91.7	73	30.1	43	48.8		
	4181052	East London Secondary	N	4	12	58.3			55	87.3	20	95.0			51	80.4			26	73.1	45	97.8	24	50.0	14	85.7		
	4181012	East London Science College	N		38	57.9			79	97.5	38	92.1							41	97.6	57	100.0	22	77.3	41	48.8		
	4181013	Ebenzer Majombozi High	N	3	30	70.0	47	97.9	30	96.7	30	80.0	98	100.0	47	78.7	47	97.9	85	76.5	68	83.8	52	38.5	42	57.1		
	4181053	Eric Mntonga High	N	3	10	30.0			10	70.0	15	40.0	29	100.0	21	85.7	8	100.0	16	50.0	16	81.3	15	60.0	13	92.3		
	4181014	Funiwe Senior Secondary	N	2	23	43.5	17	100.0	23	95.7	23	87.0	53	100.0	13	100.0	11	100.0	19	84.2	40	95.0	13	76.9	7	100.0		

District Name	Centre no	Centre name	Dinaledi	Quintile	Accounting		Agricultural Sciences		Business Studies		Economics		English (FAL)		Geography		History		Life Sciences		Mathematical Literacy		Mathematics		Physical Sciences			
					Wrote	% Achieved at 30% and above	Wrote	% Achieved at 30% and above	Wrote	% Achieved at 30% and above	Wrote	% Achieved at 30% and above	Wrote	% Achieved at 30% and above	Wrote	% Achieved at 30% and above	Wrote	% Achieved at 30% and above	Wrote	% Achieved at 30% and above	Wrote	% Achieved at 30% and above	Wrote	% Achieved at 30% and above	Wrote	% Achieved at 30% and above	Wrote	% Achieved at 30% and above
					EAST LONDON	4181015	George Randell High	N	5	22	95.5			70	94.3							30	100.0	53	94.3	50	100.0	31
4181090	Gonubie High School	N		11		100.0			35	100.0	22	100.0			8	100.0			14	92.9	35	100.0	23	69.6	18	83.3		
4181054	Goodhope Senior Secondary	N	2	31		83.9			70	50.0	31	29.0	70	98.6					39	20.5	68	70.6	2	0.0				
4181055	Greenpoint Secondary	N	4	10		80.0			72	94.4	29	48.3			15	93.3	52	98.1	47	74.5	84	94.0	31	54.8	27	74.1		
4181016	Grens High	N	5	10		100.0			49	81.6			89	100.0	7	85.7	22	100.0	37	91.9	62	100.0	34	97.1	15	93.3		
4181017	Gwaba Combined	N	3				39	84.6					39	100.0	23	78.3			39	59.0	23	78.3	16	12.5	16	50.0		
4181019	Hlokoma High School	N	3	20		60.0			23	87.0			50	100.0	3	66.7	8	100.0	23	56.5	20	95.0	30	20.0	27	18.5		
4181020	Hlumani High	N	3	18		11.1	12	83.3			18	22.2	61	100.0	12	58.3	10	80.0	31	45.2	28	85.7	33	33.3	31	41.9		
4181021	Hudson Park High	N	5	50		100.0			124	98.4					55	96.4	59	98.3	102	98.0	101	100.0	118	96.6	80	95.0		
4181056	Inkwenkwezi High	N	3	9		77.8	43	69.8					66	100.0	14	71.4			66	42.4	51	66.7	15	26.7	15	20.0		
4181022	J.F Mati Senior Secondary	N	3	12		100.0	8	100.0	12	100.0	12	100.0	33	100.0	13	92.3	6	83.3	21	81.0	17	82.4	16	87.5	15	73.3		
4181057	John Bisseker Secondary	N	4	27		77.8			93	75.3			17	100.0	56	73.2	51	96.1	83	71.1	121	88.4	37	37.8	27	74.1		
4181058	Jongilanga High	N	2										29	100.0	15	66.7	14	85.7	15	33.3	15	80.0	15	6.7	15	0.0		
4181059	Jonguhlanga Senior Secondary	N	3				10	70.0					21	95.2	11	45.5	11	45.5	10	70.0	13	61.5	8	0.0	8	0.0		
4181060	Khulani Commercial High	N	3	166		62.7			140	90.0	166	83.7	166	100.0							112	98.2	53	73.6	26	92.3		
4181023	Knowtech Christian Centre	N		1		0.0	1	0.0	4	50.0	4	75.0	8	87.5			1	0.0	8	0.0	5	60.0	8	0.0				
4181024	Kusile Comprehensive	Y	3	22		54.5	40	92.5	22	100.0	34	64.7	106	98.1	34	50.0			49	73.5	64	95.3	43	44.2	39	46.2		
4181061	Kwenxura Senior Secondary	N	1	10		30.0	15	93.3	15	40.0	19	52.6	38	100.0	6	50.0	5	60.0	20	70.0	21	90.5	19	68.4	19	15.8		

District Name	Centre no	Centre name	Dinaledi	Quintile	Accounting		Agricultural Sciences		Business Studies		Economics		English (FAL)		Geography		History		Life Sciences		Mathematical Literacy		Mathematics		Physical Sciences			
					Wrote	% Achieved at 30% and above	Wrote	% Achieved at 30% and above	Wrote	% Achieved at 30% and above	Wrote	% Achieved at 30% and above	Wrote	% Achieved at 30% and above	Wrote	% Achieved at 30% and above	Wrote	% Achieved at 30% and above	Wrote	% Achieved at 30% and above	Wrote	% Achieved at 30% and above	Wrote	% Achieved at 30% and above	Wrote	% Achieved at 30% and above	Wrote	% Achieved at 30% and above
					EAST LONDON	4181026	Lilyfontien	N	5	7	100.0									20	100.0			9	100.0	17	100.0	8
	4181025	Lingeletu Senior Secondary	N	2	41	17.1	11	100.0	40	47.5	66	27.3	114	97.4	28	71.4			58	41.4	89	84.3	25	32.0	12	25.0		
	4181062	Loyiso Senior Secondary	N	3	15	40.0			15	53.3	15	66.7	62	88.7	48	41.7	36	63.9	11	54.5	52	53.8	11	18.2	11	0.0		
	4181063	Lumko High	N	3	21	57.1			32	71.9	32	53.1	83	100.0	15	100.0	36	100.0	51	72.5	68	89.7	15	93.3	15	73.3		
	4181064	Luyolo Senior Secondary	N	2			6	100.0					10	100.0					10	70.0	6	100.0	4	25.0	4	50.0		
	4181027	Masixole High	N	3	21	61.9					15	46.7	57	100.0	24	100.0	12	75.0	42	78.6	36	80.6	21	47.6	14	92.9		
	4181028	Mizamo Senior Secondary	N	3	35	20.0	17	76.5	40	60.0			101	94.1	38	50.0	31	58.1	62	59.7	68	61.8	32	37.5	27	66.7		
	4181029	Moses Mabhida Senior Secondary	N	3	9	33.3			9	100.0	13	84.6	24	100.0	15	100.0	4	100.0	11	90.9	11	90.9	13	61.5	11	27.3		
	4181030	Msobomvu High	N	2	8	75.0			8	75.0	8	75.0	8	100.0							8	100.0						
	4181091	Mzamowethu Public School	N	3	5	20.0	14	100.0	5	40.0	5	60.0	28	100.0	12	41.7			23	56.5	20	90.0	8	75.0	9	33.3		
	4181065	Mzokhanyo High	N	3	37	64.9			37	43.2	66	53.0	101	93.1	47	48.9	21	61.9	43	74.4	55	81.8	46	23.9	29	31.0		
	4181066	Mzomhle Senior Secondary	N	3	13	30.8			28	64.3	28	50.0	63	98.4	25	92.0	14	92.9	25	68.0	52	80.8	12	91.7	11	100.0		
	4181031	Mzwini Senior Secondary	N	2	8	0.0			8	62.5			24	100.0	16	62.5	2	100.0	24	29.2	22	77.3	2	50.0	14	7.1		
	4181067	Ngwenyathi High	N	3	25	36.0			18	88.9	18	50.0	84	100.0	28	57.1	49	87.8	66	40.9	61	82.0	23	39.1	18	33.3		
	4181032	Noncedo Combined	N	3	6	83.3			6	50.0	10	40.0	22	100.0	12	50.0	12	83.3	16	31.3	18	77.8	4	0.0	4	0.0		
	4181068	Nowawe High	N	3	16	37.5	26	84.6	17	100.0	17	100.0	59	98.3	17	88.2	20	75.0	43	90.7	31	90.3	29	75.9	23	0.0		

District Name	Centre no	Centre name	Dinaledi	Quintile	Accounting		Agricultural Sciences		Business Studies		Economics		English (FAL)		Geography		History		Life Sciences		Mathematical Literacy		Mathematics		Physical Sciences			
					Wrote	% Achieved at 30% and above	Wrote	% Achieved at 30% and above	Wrote	% Achieved at 30% and above	Wrote	% Achieved at 30% and above	Wrote	% Achieved at 30% and above	Wrote	% Achieved at 30% and above	Wrote	% Achieved at 30% and above	Wrote	% Achieved at 30% and above	Wrote	% Achieved at 30% and above	Wrote	% Achieved at 30% and above	Wrote	% Achieved at 30% and above	Wrote	% Achieved at 30% and above
					EAST LONDON	4181033	Ntsokotha Senior Secondary	N	3	11	27.3			11	72.7	2	100.0	37	100.0	26	38.5	14	85.7	21	38.1	14	78.6	23
4181034	Nyameko High	N	3	73		89.0			26	92.3			116	100.0	39	66.7	39	100.0	73	79.5	66	90.9	50	70.0	52	73.1		
4182035	Oxford College	N		6		33.3			13	92.3	10	30.0	9	100.0	4	50.0	1	0.0	5	20.0	12	16.7	6	16.7	4	25.0		
4181036	Philemon Ngcelwane High	N	3	68		69.1			53	88.7			101	99.0	33	72.7	29	100.0	65	60.0	75	80.0	26	69.2	19	100.0		
4181037	Port Rex Technical High	N	5										5	100.0									78	79.5	78	78.2		
4181069	Qaqamba Senior Secondary	N	3	13		69.2	16	100.0	29	82.8	13	84.6	49	100.0	20	65.0			20	95.0	21	95.2	28	78.6	20	75.0		
4181038	Qhamani Senior Secondary	N	3				5	100.0	4	100.0	4	100.0	9	100.0					5	100.0	9	88.9						
4181070	Qhasana Senior Secondary	N	3	14		50.0			14	28.6	16	43.8	30	100.0	16	43.8	9	88.9	14	28.6	23	100.0	7	57.1	7	0.0		
4181071	S.E.K Mqhayi High	N	3	14		7.1			26	53.8	14	21.4	38	89.5	12	66.7	12	75.0	24	33.3	26	46.2	12	0.0	12	16.7		
4181088	Sakhikamva High	N	3	51		3.9			38	21.1	61	23.0	75	94.7	28	39.3			15	33.3	62	58.1	15	6.7	15	20.0		
4181072	Sakhisizwe High	N	3	19		42.1			24	95.8	42	66.7	76	100.0	16	75.0	13	100.0	54	66.7	51	90.2	25	60.0	21	66.7		
4181039	Sandisiwe High	Y	3	42		35.7	19	73.7	23	82.6	42	50.0	105	100.0	63	93.7			63	79.4	50	90.0	55	49.1	38	84.2		
4181040	Selborne College Boys High	N	2	38		97.4									63	100.0	85	100.0	87	98.9	41	100.0	93	98.9	77	96.1		
4181041	Sikhulule High	N	3	27		18.5			45	37.8	45	33.3	102	99.0	45	60.0	29	51.7	42	57.1	90	72.2	12	66.7	21	47.6		
4181073	Silimela High	N	3										24	100.0	25	76.0	25	96.0	13	76.9	18	72.2	7	71.4				
4181074	Sinethemba Senior Secondary School	N	3	7		42.9			16	43.8	15	26.7	63	100.0	36	50.0	33	63.6	16	87.5	45	68.9	19	26.3	12	75.0		
4181042	Sinikiwe High	N	3	21		14.3			28	57.1	23	56.5	53	100.0			20	100.0	19	84.2	32	84.4	22	59.1	13	46.2		
4181075	Sinovuyo High	N	3				23	56.5	13	30.8	13	30.8	58	98.3	21	66.7	35	97.1	45	26.7	26	76.9	32	3.1	23	8.7		

District Name	Centre no	Centre name	Dinaledi	Quintile	Accounting		Agricultural Sciences		Business Studies		Economics		English (FAL)		Geography		History		Life Sciences		Mathematical Literacy		Mathematics		Physical Sciences			
					Wrote	% Achieved at 30% and above	Wrote	% Achieved at 30% and above	Wrote	% Achieved at 30% and above	Wrote	% Achieved at 30% and above	Wrote	% Achieved at 30% and above	Wrote	% Achieved at 30% and above	Wrote	% Achieved at 30% and above	Wrote	% Achieved at 30% and above	Wrote	% Achieved at 30% and above	Wrote	% Achieved at 30% and above	Wrote	% Achieved at 30% and above	Wrote	% Achieved at 30% and above
					EAST LONDON	4181043	Sithembiso High	N	3					15	80.0			24	95.8	15	20.0	8	62.5	5	40.0	18	55.6	6
	4181076	Siyazakha Secondary	N	3			37	62.2					37	89.2	28	35.7			36	41.7	28	57.1	9	33.3	9	0.0		
	4181077	Solomon Mahlangu Senior Secondary	N	3	24	33.3			23	60.9	24	33.3	82	100.0	58	67.2	11	81.8	58	48.3	44	77.3	38	36.8	33	66.7		
	4181045	Sophathisana Senior Secondary	N	3	46	15.2	30	100.0	46	41.3	46	45.7	119	99.2	43	62.8	24	91.7	30	100.0	66	71.2	53	60.4	30	76.7		
	4182089	St Paul'S College	N		3	100.0			11	100.0	4	100.0							3	66.7	5	100.0	6	50.0	3	66.7		
	4181078	Stirling High	N	5	58	100.0			139	100.0	68	97.1			58	100.0			92	100.0	102	100.0	103	97.1	68	94.1		
	4181079	Tsholomnqa High	N	2	15	60.0	36	88.9	15	93.3			72	100.0	21	71.4	16	93.8	56	67.9	45	91.1	27	66.7	20	65.0		
	4181046	Ulwazi High	N	3	15	100.0			19	89.5			66	100.0	42	90.5	27	100.0	19	100.0	42	97.6	24	95.8	24	91.7		
	4181080	Umtiza High	N	3	34	52.9	14	92.9	48	81.3	48	47.9	104	99.0	30	63.3	30	83.3	27	88.9	79	84.8	26	34.6	27	33.3		
	4181081	Umzuvukile High	N	2	9	44.4			9	66.7	31	58.1	37	100.0	12	58.3	6	83.3	16	56.3	12	100.0	25	24.0	16	6.3		
	4181047	Unathi Secondary	N	3	20	65.0	5	100.0	71	81.7	78	59.0	99	100.0	12	58.3			28	67.9	81	87.7	18	61.1	21	42.9		
	4181082	Uviwe Senior Secondary	N	3	4	100.0	53	86.8	25	96.0	25	88.0	64	100.0	35	51.4	28	85.7	11	100.0	53	96.2	11	100.0	11	90.9		
	4183083	Vukuhambe	N								4	0.0	8	87.5							5	60.0	3	0.0				
	4181048	Vulamazibuko High	N	3	48	52.1			64	68.8	47	55.3	84	100.0	19	100.0	17	100.0	20	95.0	59	96.6	25	80.0	20	95.0		
	4181049	Welcomewood Senior Secondary	N	2			19	63.2					32	96.9	32	40.6	13	69.2	32	43.8	28	67.9	4	0.0				
	4181050	Westbank Bank High	N	5					56	92.9			5	100.0	23	100.0	34	100.0	60	88.3	56	100.0	23	82.6	18	100.0		
	4181084	Wongaletu High	N	3	33	15.2					33	30.3	107	96.3	25	56.0	24	33.3	72	20.8	80	70.0	28	25.0	26	11.5		
	4181051	Zinzani Senior Secondary	N	3	26	46.2			26	88.5	26	61.5	52	100.0	15	80.0	15	100.0	11	45.5	15	100.0	37	16.2	11	54.5		
	4181086	Zozo Combined	N	2					4	50.0	8	37.5	22	95.5	14	21.4	12	58.3	18	16.7	12	41.7	10	10.0	10	20.0		
	4181087	Zweliyandila High	N	2	34	11.8	51	90.2	34	82.4			85	82.4	34	32.4			51	66.7	68	61.8	17	5.9	17	82.4		

District Name	Centre no	Centre name	Dinaledi	Quintile	Accounting		Agricultural Sciences		Business Studies		Economics		English (FAL)		Geography		History		Life Sciences		Mathematical Literacy		Mathematics		Physical Sciences			
					Wrote	% Achieved at 30% and above	Wrote	% Achieved at 30% and above	Wrote	% Achieved at 30% and above	Wrote	% Achieved at 30% and above	Wrote	% Achieved at 30% and above	Wrote	% Achieved at 30% and above	Wrote	% Achieved at 30% and above	Wrote	% Achieved at 30% and above	Wrote	% Achieved at 30% and above	Wrote	% Achieved at 30% and above	Wrote	% Achieved at 30% and above	Wrote	% Achieved at 30% and above
					FORT BEAUFORT	4171044	Adelaide Gymnasium	N	4	21	85.7			51	74.5			17	100.0					21	61.9	43	100.0	28
4171001	Am Tapa Senior Secondary	N	3	10		70.0	33	75.8	12	75.0	27	55.6	43	97.7					31	58.1	24	83.3	19	31.6	16	18.8		
4171002	Amabhele High	N	3	6		50.0	5	100.0	7	85.7	25	40.0	30	96.7	18	33.3			5	100.0	23	82.6	7	42.9	5	40.0		
4171045	Amajingqi Senior Secondary	N	3	16		43.8	4	75.0	16	81.3	16	68.8	37	97.3	20	65.0	14	57.1	17	5.9	27	70.4	10	10.0	6	16.7		
4171003	Dalubuhle High	N	2				38	89.5					38	97.4	38	84.2			38	68.4	38	89.5						
4171004	Dilizintaba Senior Secondary	N	2	32		12.5			32	53.1			32	90.6					32	40.6	27	63.0	5	0.0				
4171005	Elukhanyisweni Senior	N	2				37	89.2	25	48.0			37	97.3			11	90.9	26	69.2	30	93.3	7	42.9				
4171006	Emdeni Senior Secondary	N	3	10		10.0	38	60.5	18	16.7	40	42.5	48	100.0	8	25.0	17	82.4	13	30.8	33	81.8	15	0.0				
4171007	Enkwenkwezini Senior Secondary	N	3				25	88.0					25	100.0					25	64.0	15	80.0	10	20.0				
4171008	Eyabantu Senior Secondary	N	3	9		11.1	12	83.3	9	22.2			45	100.0	25	32.0	27	88.9	37	29.7	35	71.4	9	44.4	10	50.0		
4171009	Gcato Senior Secondary	N	3				23	60.9	33	66.7	33	81.8	55	94.5			23	52.2			50	68.0	6	16.7				
4171011	George Mqalo High	N	3	8		50.0	12	83.3	12	66.7	13	53.8	20	100.0			8	100.0	7	0.0	16	100.0	4	0.0				
4171010	Gobizembe High	N	3				14	78.6					32	100.0			24	50.0	32	43.8	24	87.5	8	37.5	8	25.0		
4171012	Healdtown High	N	2	1		100.0	6	100.0	4	100.0			11	100.0			6	100.0			5	60.0	6	16.7	4	50.0		
4171013	Imingcangathelo High	N	3	18		44.4	19	100.0	23	69.6	21	61.9	65	98.5			23	78.3	22	68.2	44	68.2	21	57.1	21	9.5		
4171014	Impey Siwisa High	N	3										4	100.0	4	0.0			4	0.0	4	25.0						
4171015	Inyibiba High	N	3	10		70.0			16	68.8	12	75.0	30	100.0	14	78.6	11	90.9	13	38.5	26	76.9	4	75.0	2	100.0		
4171016	J.M Ndindwa High	N	3	9	0.0	9	77.8	11	27.3	9	0.0	44	84.1	6	83.3	10	100.0	35	80.0	33	57.6	11	45.5	7	28.6			

District Name	Centre no	Centre name	Dinaledi	Quintile	Accounting		Agricultural Sciences		Business Studies		Economics		English (FAL)		Geography		History		Life Sciences		Mathematical Literacy		Mathematics		Physical Sciences			
					Wrote	% Achieved at 30% and above	Wrote	% Achieved at 30% and above	Wrote	% Achieved at 30% and above	Wrote	% Achieved at 30% and above	Wrote	% Achieved at 30% and above	Wrote	% Achieved at 30% and above	Wrote	% Achieved at 30% and above	Wrote	% Achieved at 30% and above	Wrote	% Achieved at 30% and above	Wrote	% Achieved at 30% and above	Wrote	% Achieved at 30% and above	Wrote	% Achieved at 30% and above
					FORT BEAUFORT	4171017	Jabavu Senior Secondary	N	3			19	84.2	31	51.6			73	97.3	23	52.2	24	66.7	19	73.7	55	67.3	19
	4171018	Josi-Marela High	N	2	27	44.4	18	55.6	27	55.6	45	20.0	45	91.1	18	55.6					37	67.6	8	25.0				
	4171019	Kama High School	N	3			37	81.1	18	72.2	17	76.5	55	98.2					37	37.8	42	57.1	13	23.1	11	0.0		
	4171060	Kulile J.S.S.	N	2	5	40.0	41	41.5	5	40.0			47	72.3			22	72.7	47	38.3	22	45.5	25	12.0	20	15.0		
	4171021	Lindani Senior Secondary	N	3	15	33.3	16	43.8	15	73.3	15	46.7	51	100.0					36	30.6	31	77.4	20	20.0	20	20.0		
	4171046	Lonwabo High	N	3			12	50.0	9	66.7	9	55.6	33	90.9	6	33.3	9	66.7	15	20.0	18	44.4	15	0.0	15	0.0		
	4171020	Lukhozi High	N	3	27	29.6	12	100.0	27	22.2	27	22.2	39	94.9			11	100.0	12	83.3	37	62.2	2	100.0				
	4171022	Masizakhe Senior Secondary	N	3									33	84.8	29	37.9			32	15.6	22	63.6	11	18.2	10	20.0		
	4171023	Mdibaniso Senior Secondary	N	2	19	21.1	23	60.9	20	55.0			44	100.0					24	33.3	44	56.8						
	4171024	Mhlambiso High School	N	3			10	70.0					18	100.0	10	50.0	10	60.0	7	57.1			18	0.0				
	4171025	Mpambani Mzimba High	N	3			14	85.7					35	94.3	20	45.0	20	60.0	15	60.0	30	76.7	5	40.0	15	20.0		
	4171026	Mpumzi High	N	2			15	80.0			12	25.0	17	100.0	2	100.0			17	29.4	8	62.5	9	33.3	5	20.0		
	4171028	Ngangelizwe Senior Secondary	N	2	11	9.1					26	15.4	26	84.6					26	26.9	20	25.0	5	0.0	3	33.3		
	4171029	Nozalisile Senior Secondary	N	3	4	75.0	14	64.3	4	75.0			18	94.4					14	35.7	15	93.3	3	100.0				
	4171030	Ntabenkonyana Senior Secondary	N	2	31	19.4	66	84.8	39	46.2	39	61.5	157	95.5	49	26.5	20	65.0	103	34.0	100	69.0	60	40.0	52	26.9		
	4171031	Nzululwazi High School	N	3	24	33.3	62	98.4			23	60.9	61	100.0					39	94.9	19	100.0	43	32.6	39	64.1		
	4171032	Phandulwazi Agricultural High	N	3	3	100.0	24	95.8	10	100.0			49	100.0					25	80.0	23	91.3	26	38.5	11	63.6		

District Name	Centre no	Centre name	Dinaledi	Quintile	Accounting		Agricultural Sciences		Business Studies		Economics		English (FAL)		Geography		History		Life Sciences		Mathematical Literacy		Mathematics		Physical Sciences			
					Wrote	% Achieved at 30% and above	Wrote	% Achieved at 30% and above	Wrote	% Achieved at 30% and above	Wrote	% Achieved at 30% and above	Wrote	% Achieved at 30% and above	Wrote	% Achieved at 30% and above	Wrote	% Achieved at 30% and above	Wrote	% Achieved at 30% and above	Wrote	% Achieved at 30% and above	Wrote	% Achieved at 30% and above	Wrote	% Achieved at 30% and above	Wrote	% Achieved at 30% and above
					FORT BEAUFORT																							
	4171033	Sakhululeka High	N	3	22	40.9			30	20.0	30	20.0	94	100.0	67	44.8	53	73.6	14	92.9	83	69.9	14	71.4	14	78.6		
	4171034	Siseko High	N	2			23	95.7	26	69.2	22	63.6	49	89.8					27	51.9	33	69.7	16	12.5				
	4171035	Siyabonga Senior Secondaryschool	N	3	8	25.0	17	82.4	14	42.9	31	87.1	31	96.8					22	27.3	16	62.5	15	13.3				
	4171036	Tamsanqa High	N	2			26	84.6					26	80.8	14	21.4	12	41.7	26	76.9	26	30.8						
	4171047	Templeton High	N	4	9	88.9			25	84.0			14	100.0	31	58.1	21	95.2	19	47.4	32	96.9	8	75.0	2	100.0		
	4171037	Thobelani Senior Secondary	N	3			41	41.5	17	23.5			41	95.1			24	75.0	40	25.0	37	40.5	4	50.0				
	4171038	Thubalethu High	N	4	26	53.8	24	70.8	27	74.1	26	42.3	73	98.6	25	44.0	24	91.7	23	78.3	42	83.3	31	58.1	22	68.2		
	4171039	Tyali High	N	3			8	75.0					8	100.0	6	50.0			8	75.0	5	60.0	3	0.0	3	66.7		
	4171040	Vukani Senior Secondary	N	2					7	28.6	7	57.1	7	100.0					7	42.9	7	57.1						
	4171041	Winterberg Agricultural High	N	5	7	100.0	7	100.0	26	84.6			23	100.0					31	71.0	39	100.0	13	84.6	7	100.0		
	4171042	Zanobuzwe Senior Secondary	N	3			22	27.3					22	68.2			22	31.8	22	13.6	20	15.0	2	0.0				
	4171043	Zwelimjongile Senior Secondary	N	2	7	0.0	9	88.9	7	28.6			16	100.0	9	33.3			16	12.5	16	100.0						
GRAAFF-REINET																												
	4201001	Aberdeen Senior Secondary	N	3					45	51.1			45	100.0			32	84.4	45	6.7	45	60.0						
	4201002	Aeroville Senior Secondary	N	3	17	76.5			42	90.5	21	81.0	66	100.0	29	55.2	29	51.7	57	21.1	77	79.2	14	42.9	8	25.0		
	4201003	Asherville Senior Secondary	N	3	23	56.5			52	61.5	8	50.0	101	100.0	78	32.1	11	81.8	42	21.4	94	45.7	6	0.0				
	4201004	Carel Du Toit High	N	3					31	12.9			31	100.0			31	61.3	31	0.0	15	26.7	16	0.0				

District Name	Centre no	Centre name	Dinaledi	Quintile	Accounting		Agricultural Sciences		Business Studies		Economics		English (FAL)		Geography		History		Life Sciences		Mathematical Literacy		Mathematics		Physical Sciences			
					Wrote	% Achieved at 30% and above	Wrote	% Achieved at 30% and above	Wrote	% Achieved at 30% and above	Wrote	% Achieved at 30% and above	Wrote	% Achieved at 30% and above	Wrote	% Achieved at 30% and above	Wrote	% Achieved at 30% and above	Wrote	% Achieved at 30% and above	Wrote	% Achieved at 30% and above	Wrote	% Achieved at 30% and above	Wrote	% Achieved at 30% and above	Wrote	% Achieved at 30% and above
					GRAAFF-REINET	4201005	Cookhouse Senior Secondary	N	3	6	83.3			6	100.0			24	100.0	18	66.7	16	62.5	18	38.9	10	90.0	14
4201006	Gcinibuzwe Combined	N	3						9	55.6			15	100.0	10	50.0	6	66.7	15	13.3	6	66.7	9	33.3	5	60.0		
4201007	Gill College	N	5	13		100.0			11	90.9			25	100.0	15	93.3	11	100.0	26	100.0	26	100.0	22	95.5	17	82.4		
4201008	Hoer Volksskool	N	5	27		88.9	14	100.0					58	100.0	22	45.5			17	94.1	30	100.0	28	85.7	15	93.3		
4201009	Hoerskool Jansenville	N	3						16	100.0			27	100.0			11	100.0	27	100.0	19	100.0	8	37.5				
4201010	Johnson Nqonqoza Senior Secondary	N	3	17		23.5	13	100.0	17	70.6	17	17.6	66	100.0	10	30.0	26	84.6	49	40.8	53	96.2	13	38.5	17	70.6		
4201011	Klipplaat Senior Secondary	N	3						11	9.1			26	96.2	26	3.8	15	60.0	26	3.8	15	20.0	9	0.0				
4201012	Nqweba Senior Secondary	N	3	7		57.1			10	90.0			42	100.0	35	48.6	24	100.0	32	71.9	30	100.0	12	75.0	9	66.7		
4201013	Pearston Senior Secondary	N	3	11		63.6	12	33.3	37	86.5			49	100.0			38	57.9	49	28.6	49	67.3						
4201014	Spandau Senior Secondary	N	3						65	92.3	35	77.1	85	100.0	20	85.0	13	100.0	43	62.8	73	90.4	12	91.7	7	57.1		
4201015	Union High	N	5	24		95.8			33	100.0					34	94.1			44	95.5	39	100.0	19	94.7	14	100.0		
4201016	Willowmore Senior Secondary	Y	3	7		85.7			20	70.0			75	100.0	26	42.3	28	75.0	33	54.5	75	88.0						
GRAHAMSTOWN	4211001	Alexandria High	N	3	22	40.9						20	100.0			26	96.2	34	44.1	26	100.0	8	75.0	8	75.0			
	4211003	Benjamin Mahlasela Secondary	N	3	3	0.0			3	0.0	4	25.0	11	100.0	8	12.5	7	14.3	5	20.0	10	30.0	1	0.0				
	4211004	Graeme College Boys High	N	5	10	90.0			17	100.0					15	93.3	23	100.0	27	96.3	20	100.0	26	96.2	20	85.0		
	4211005	Hendrick Kanise Combined	N	3	6	16.7	7	85.7					12	100.0	6	100.0			12	58.3	12	100.0						

District Name	Centre no	Centre name	Dinaledi	Quintile	Accounting		Agricultural Sciences		Business Studies		Economics		English (FAL)		Geography		History		Life Sciences		Mathematical Literacy		Mathematics		Physical Sciences			
					Wrote	% Achieved at 30% and above	Wrote	% Achieved at 30% and above	Wrote	% Achieved at 30% and above	Wrote	% Achieved at 30% and above	Wrote	% Achieved at 30% and above	Wrote	% Achieved at 30% and above	Wrote	% Achieved at 30% and above	Wrote	% Achieved at 30% and above	Wrote	% Achieved at 30% and above	Wrote	% Achieved at 30% and above	Wrote	% Achieved at 30% and above	Wrote	% Achieved at 30% and above
					GRAHAMSTOWN	4211006	Hoerskool P.J Olivier	N	5	7	100.0			14	85.7			21	100.0	11	72.7	27	92.6	15	73.3	25	92.0	9
4211007	Ikamvalesizwe Combined	N	3	5		60.0	6	83.3	6	83.3	6	83.3	21	100.0	7	100.0	6	100.0	16	62.5	13	84.6	8	50.0	2	100.0		
4211008	Khutliso Daniels Secondary	N	3	12		25.0			12	50.0	15	40.0	24	100.0	9	55.6	9	66.7	12	16.7	19	89.5	5	20.0	3	33.3		
4211009	Kuyasa Combined	N	3	7		57.1	7	85.7	28	78.6	21	52.4	58	98.3	29	79.3	25	68.0	13	61.5	48	66.7	10	90.0	6	83.3		
4211010	Mary Water High	N	3						12	66.7			23	100.0	95	73.7	82	89.0	83	69.9	82	90.2	13	61.5	13	61.5		
4211011	Nathaniel Nyaluza Secondary	N	3	9		11.1			9	44.4	9	44.4	62	100.0	56	50.0	24	70.8	55	32.7	43	65.1	23	65.2	20	65.0		
4211012	Nombulelo Secondary	N	3	43		44.2			53	56.6	85	32.9	216	99.5	145	36.6	114	56.1	116	26.7	189	63.5	28	32.1	18	77.8		
4211013	Nompucuko Combined	N	3						20	40.0			28	100.0	28	60.7	20	45.0	8	75.0	20	75.0	8	62.5	8	25.0		
4211014	Nomzamo Secondary	N	3	11		36.4	6	100.0	23	69.6	23	78.3	60	100.0	31	45.2	31	64.5	13	61.5	54	87.0	6	0.0	6	0.0		
4211015	Ntsika Secondary	N	3	20		20.0	20	35.0	19	94.7	16	75.0	61	100.0	36	50.0	22	90.9	22	31.8	55	80.0	7	14.3	5	20.0		
4211016	Port Alfred High	N	5	9		88.9			26	96.2			7	100.0	33	97.0			40	95.0	31	96.8	19	94.7	13	76.9		
4211017	Ribeek East Public School	N	2										10	100.0	3	66.7	9	66.7	10	10.0	10	50.0						
4211022	Shaw Park Combined	N	2				11	18.2	11	36.4			11	100.0					11	9.1	11	100.0						
4211018	T.Em. Mrwetyana Senior Secondaryschool	N	3	7		42.9			21	38.1	42	47.6	59	98.3	18	50.0	16	62.5	17	70.6	48	58.3	12	58.3	8	75.0		
4211019	Ukhanyo Secondary	N	3	18		16.7	9	77.8	27	70.4	18	50.0	43	100.0	9	22.2	3	66.7	25	32.0	30	93.3	13	46.2	13	30.8		
4211020	Velile Senior Secondary	N	3	13		61.5	17	64.7	27	63.0	13	53.8	46	97.8	2	100.0	2	100.0	18	50.0	23	60.9	23	73.9	17	58.8		
4211021	Victoria Girls High	N	5	14		100.0									21	100.0	20	100.0	57	98.2	48	100.0	34	97.1	21	100.0		

District Name	Centre no	Centre name	Dinaledi	Quintile	Accounting		Agricultural Sciences		Business Studies		Economics		English (FAL)		Geography		History		Life Sciences		Mathematical Literacy		Mathematics		Physical Sciences			
					Wrote	% Achieved at 30% and above	Wrote	% Achieved at 30% and above	Wrote	% Achieved at 30% and above	Wrote	% Achieved at 30% and above	Wrote	% Achieved at 30% and above	Wrote	% Achieved at 30% and above	Wrote	% Achieved at 30% and above	Wrote	% Achieved at 30% and above	Wrote	% Achieved at 30% and above	Wrote	% Achieved at 30% and above	Wrote	% Achieved at 30% and above	Wrote	% Achieved at 30% and above
					KING WILLIAMS TOWN	4191001	A M Sityana High	N	2	14	28.6	5	100.0	14	7.1	14	78.6	50	100.0	18	66.7	14	50.0	37	67.6	36	66.7	15
4191002	Alfred Giba Senior Secondary	N	2	5		0.0			14	14.3	12	33.3	14	100.0	12	16.7					14	85.7						
4191003	Amantinde Senior Secondary	N	3				27	63.0	27	29.6			27	88.9							27	63.0						
4191078	Amazizi Senior Secondary	N	3	8		100.0	40	75.0	20	95.0	20	85.0	79	100.0	20	100.0	31	100.0	29	96.6	40	75.0	40	22.5	15	73.3		
4191004	Archie Velile Senior Secondary	N	3	14		7.1	19	84.2	14	71.4	14	35.7	70	97.1	15	53.3	15	73.3	41	31.7	49	65.3	21	47.6	19	31.6		
4191005	B Kat Senior Secondary	N	3				20	30.0	20	15.0			20	100.0					20	5.0	20	45.0						
4191006	Bhisho High	Y	3	68		54.4					56	85.7	179	100.0	115	95.7	59	100.0	114	81.6	99	98.0	83	94.0	74	74.3		
4191007	Breidbach Senior Secondary	Y	3	18		94.4			70	72.9			29	100.0	112	67.0	84	94.0	78	62.8	83	88.0	48	47.9	32	56.3		
4191079	Caba Senior Secondary	N	2	5		20.0			31	74.2	5	80.0	31	100.0	9	44.4	9	77.8	17	23.5	15	73.3	16	31.3	17	23.5		
4191008	Cathcart High	N	4	11		100.0			23	100.0	14	100.0			20	95.0	13	100.0	18	100.0	32	100.0	20	100.0	16	87.5		
4191009	Dale College Boys High	N	5	46		91.3			74	95.9					12	100.0	25	100.0	65	87.7	34	100.0	59	81.4	35	74.3		
4191010	Dondashe Senior Secondary	N	2				27	77.8					27	100.0					27	29.6	14	57.1	13	23.1	12	25.0		
4191011	Dumalisile Secondary	N	3	4		25.0					17	17.6	31	90.3	23	87.0			8	62.5	19	63.2	12	33.3	14	21.4		
4191012	Emfundweni Senior Secondary	N	2	12		91.7	14	100.0	12	91.7	12	58.3	26	100.0					14	85.7	16	87.5	10	20.0	14	21.4		
4191080	Emgwali Public	N	3				55	43.6					55	76.4			37	37.8	55	23.6	37	48.6	18	11.1	18	66.7		
4191013	Enoch Sontonga Senior Secondary	N	3	10	100.0	29	93.1	10	100.0	10	100.0	69	98.6			48	91.7	11	90.9	48	79.2	21	81.0	11	81.8			

District Name	Centre no	Centre name	Dinaledi	Quintile	Accounting		Agricultural Sciences		Business Studies		Economics		English (FAL)		Geography		History		Life Sciences		Mathematical Literacy		Mathematics		Physical Sciences			
					Wrote	% Achieved at 30% and above	Wrote	% Achieved at 30% and above	Wrote	% Achieved at 30% and above	Wrote	% Achieved at 30% and above	Wrote	% Achieved at 30% and above	Wrote	% Achieved at 30% and above	Wrote	% Achieved at 30% and above	Wrote	% Achieved at 30% and above	Wrote	% Achieved at 30% and above	Wrote	% Achieved at 30% and above	Wrote	% Achieved at 30% and above	Wrote	% Achieved at 30% and above
					KING WILLIAMS TOWN	4191081	Forbes Grant Senior Secondary	N	3	20	55.0			20	75.0	20	90.0	89	98.9	42	57.1	26	100.0	69	50.7	68	73.5	21
4191014	Fundani High	N	3	12		16.7	30	80.0	23	43.5	24	29.2	104	100.0	65	58.5	52	98.1	29	65.5	80	82.5	24	4.2	26	34.6		
4191015	Gasela High	N	3				6	100.0	23	65.2	23	34.8	62	100.0	33	66.7	33	87.9	22	40.9	56	64.3	6	66.7	6	83.3		
4191082	Geju High	N	2				14	92.9					14	100.0					14	42.9	14	92.9						
4191016	Gushiphela Senior Secondary	N	2				15	100.0					15	100.0			15	60.0	15	86.7	15	100.0						
4191017	H.H Majiza Senior Secondary	N	3				34	82.4	10	20.0			34	100.0					34	61.8			34	50.0	24	50.0		
4191018	H.M Makinana Senior Secondary	N	2				8	87.5					8	100.0					8	75.0	8	75.0						
4191019	Hector Peterson High	N	3	103		52.4	9	88.9	97	92.8	79	75.9	159	100.0	46	82.6	14	92.9	53	79.2	98	89.8	61	47.5	45	73.3		
4191020	Hoerskool De Vos Malan	N	5	14		100.0			40	100.0			26	100.0	35	94.3	29	100.0	19	94.7	55	100.0	15	93.3	12	100.0		
4191083	Hoho Senior Secondary	N	3				8	100.0			9	100.0	17	100.0	2	100.0	9	100.0			17	82.4			6	16.7		
4191084	Imidushane Senior Secondary	N	3				21	42.9					41	85.4	17	52.9	20	100.0	26	76.9	20	45.0	21	9.5	19	42.1		
4191021	Imiqhayi Senior Secondary	N	3				41	75.6					40	92.5	1	100.0			40	45.0	30	53.3	11	0.0				
4191022	Imitshiza Senior Secondary	N	3				20	55.0					20	95.0							20	50.0						
4191114	Iqonce High	N	3	14		21.4	6	50.0	18	55.6			29	100.0	15	66.7	7	71.4	23	30.4	21	81.0	8	12.5	4	0.0		
4191023	Isihoboti Public Combined	N	3	15		26.7			15	66.7			28	100.0	13	69.2	13	61.5	18	66.7	28	92.9						
4191085	Jali High	N	2				25	84.0					54	98.1	46	47.8	29	62.1	54	46.3	40	45.0	14	21.4	8	12.5		

District Name	Centre no	Centre name	Dinaledi	Quintile	Accounting		Agricultural Sciences		Business Studies		Economics		English (FAL)		Geography		History		Life Sciences		Mathematical Literacy		Mathematics		Physical Sciences			
					Wrote	% Achieved at 30% and above	Wrote	% Achieved at 30% and above	Wrote	% Achieved at 30% and above	Wrote	% Achieved at 30% and above	Wrote	% Achieved at 30% and above	Wrote	% Achieved at 30% and above	Wrote	% Achieved at 30% and above	Wrote	% Achieved at 30% and above	Wrote	% Achieved at 30% and above	Wrote	% Achieved at 30% and above	Wrote	% Achieved at 30% and above	Wrote	% Achieved at 30% and above
					KING WILLIAMS TOWN	4191024	Jama Senior Secondary	N	3							13	46.2	13	92.3	7	42.9			5	40.0	7	28.6	6
4191025	Jim Mvabaza Senior Secondary	N	2				29	69.0					29	89.7	29	44.8			29	44.8	29	37.9						
4191026	Jongile Nompondo Public	N	3	69		39.1	89	94.4	69	65.2	69	58.0	220	99.5	89	75.3	93	83.9	98	51.0	158	64.6	64	42.2	44	59.1		
4191108	July Senior Secondary	N	2				17	82.4					17	94.1					17	41.2	9	44.4	8	12.5	8	12.5		
4191086	Kanana Senior Secondary	N	2						33	72.7	33	66.7	33	100.0							33	39.4						
4191027	Kaulela Senior Secondary	N	2				12	100.0					35	100.0	23	47.8			35	31.4	24	54.2	11	27.3				
4191028	Kei Road Combined	N	3				4	75.0	14	14.3	6	33.3	14	92.9			5	0.0			11	63.6	3	0.0	3	0.0		
4191029	Kingsridge High	N	5	32		100.0			39	100.0					22	100.0	19	100.0	47	100.0	46	100.0	44	100.0	27	100.0		
4191030	Knight Marambana Comm.High	N	3	14		28.6			14	92.9	14	57.1	14	100.0							6	100.0	8	75.0				
4191087	Kubusie Combines	N	3				38	94.7					73	98.6	35	74.3	35	82.9	38	84.2	50	72.0	23	47.8	38	63.2		
4191088	Kuyasa Senior Secondary	N	3	31		29.0			31	58.1	33	42.4	124	100.0	48	58.3	51	45.1	42	66.7	77	76.6	47	55.3	40	55.0		
4191031	Kwa-Dliso Senior Secondary	N	3				5	100.0					5	100.0			5	100.0	5	40.0	5	100.0						
4191032	Kwelerana Senior Secondary	N	3	8		12.5	8	62.5					8	100.0							8	87.5						
4191033	Kwezilentaba Senior Secondary	N	3				10	80.0					10	100.0					10	0.0	1	100.0	9	0.0				
4191034	Langaliphumile	N	2			15	93.3	9	55.6			15	100.0			6	100.0	15	66.7	15	80.0							

District Name	Centre no	Centre name	Dinaledi	Quintile	Accounting		Agricultural Sciences		Business Studies		Economics		English (FAL)		Geography		History		Life Sciences		Mathematical Literacy		Mathematics		Physical Sciences			
					Wrote	% Achieved at 30% and above	Wrote	% Achieved at 30% and above	Wrote	% Achieved at 30% and above	Wrote	% Achieved at 30% and above	Wrote	% Achieved at 30% and above	Wrote	% Achieved at 30% and above	Wrote	% Achieved at 30% and above	Wrote	% Achieved at 30% and above	Wrote	% Achieved at 30% and above	Wrote	% Achieved at 30% and above	Wrote	% Achieved at 30% and above	Wrote	% Achieved at 30% and above
					KING WILLIAMS TOWN	4191035	Lingani Senior Secondary	N	3	12	50.0	7	100.0	12	41.7	19	52.6	19	100.0					7	71.4	13	69.2	6
4191089	Lingelethu High	N	2				30	80.0					30	96.7					30	53.3	22	72.7	8	0.0				
4191036	Luxolo Hugh	N	2				25	60.0			25	40.0	25	92.0					24	45.8	25	68.0						
4191090	Madiba High	N	2	10		20.0			19	84.2	19	68.4	19	100.0							17	58.8	2	0.0				
4191037	Marheledwane High	N	2				9	66.7			9	11.1	9	88.9					9	0.0	8	25.0	1	0.0				
4191038	Masibonisane Senior Secondary	N	2				56	44.6			8	50.0	64	95.3	42	11.9	42	19.0	22	59.1	42	69.0	22	59.1	22	36.4		
4191127	Masihlangane Senior Secondary	N	3	12		50.0			45	40.0	12	50.0	45	97.8					33	9.1	39	74.4	6	0.0				
4191039	Masimanyane Senior Secondary	N	3	17		17.6	13	76.9	17	23.5	16	37.5	41	95.1			9	88.9	15	40.0	30	66.7	11	27.3	11	63.6		
4191040	Matomela Senoir Secondary	N	3	9		77.8	19	100.0					44	100.0	21	52.4	21	95.2	23	82.6	21	85.7	23	69.6	23	56.5		
4191107	Matsa Senior Secondary	N	3	11		0.0	6	100.0	22	72.7	11	27.3	28	100.0	7	85.7	1	100.0	17	100.0	18	88.9	10	40.0	9	44.4		
4191041	Mbulelo Benekane H.S Senior Secondary	N	3	14		42.9	35	97.1			21	38.1	67	97.0	18	66.7	13	100.0	33	72.7	48	77.1	19	52.6	15	53.3		
4191042	Mgcawezulu Senior Secondary	N	3	7		14.3	15	60.0	8	75.0	8	37.5	36	100.0	13	53.8	13	69.2	15	33.3	31	58.1	5	0.0				
4191091	Mpumelelo Senior Secondary	N	3	7		100.0	2	100.0	15	86.7	15	93.3	26	100.0	2	50.0	2	100.0	9	100.0	17	94.1	9	100.0	9	100.0		
4191043	Mthwaku Senior Secondary	N	2	4		50.0	15	80.0	16	56.3			23	100.0					8	50.0	23	91.3						
4191092	Mtombe Senior Secondary	N	2				9	44.4					9	88.9	8	25.0			9	44.4	9	55.6						

District Name	Centre no	Centre name	Dinaledi	Quintile	Accounting		Agricultural Sciences		Business Studies		Economics		English (FAL)		Geography		History		Life Sciences		Mathematical Literacy		Mathematics		Physical Sciences			
					Wrote	% Achieved at 30% and above	Wrote	% Achieved at 30% and above	Wrote	% Achieved at 30% and above	Wrote	% Achieved at 30% and above	Wrote	% Achieved at 30% and above	Wrote	% Achieved at 30% and above	Wrote	% Achieved at 30% and above	Wrote	% Achieved at 30% and above	Wrote	% Achieved at 30% and above	Wrote	% Achieved at 30% and above	Wrote	% Achieved at 30% and above	Wrote	% Achieved at 30% and above
					KING WILLIAMS TOWN	4191093	Mzomtsha High	N	3			24	83.3					24	100.0	15	60.0			9	44.4	17	88.2	7
4191094	Mzontsundu Senior Secondary	N	3	16		25.0	30	70.0	16	68.8	16	56.3	46	100.0	18	55.6	18	83.3	12	58.3	34	67.6	12	33.3	12	25.0		
4191044	Mzuxolile High	N	3				6	83.3	11	63.6	11	36.4	11	100.0					5	20.0	11	72.7						
4191045	Nangamso Senior Secondary	N	2				22	50.0					21	100.0	22	27.3			22	40.9	22	59.1						
4191095	Nathaniel Pamla High	N	3				35	85.7					72	100.0	43	69.8	43	97.7	29	100.0	48	81.3	24	79.2	29	86.2		
4191046	Ncedolwethu Senior Secondary	N	2	38		31.6	22	90.9	38	84.2	38	76.3	59	100.0	13	92.3	13	100.0	9	88.9	40	82.5	19	42.1	9	55.6		
4191112	Ndema Senior Secondary	N									10	70.0	19	100.0	6	33.3	9	100.0	10	40.0	9	88.9	10	0.0	10	70.0		
4191048	Njokweni High	N	2	4		25.0	12	41.7	4	75.0	4	50.0	16	100.0			12	33.3	12	0.0	16	62.5						
4191049	Njongozabantu Senior Secondary	N	2				32	81.3					32	96.9	32	50.0			32	56.3	32	68.8						
4191050	Nompendulo High	N	3				18	66.7	28	35.7			62	100.0	34	35.3	6	100.0	28	28.6	52	73.1	10	90.0	10	90.0		
4191051	Nonceba Senior Secondary Ondry	N	3	3		0.0	34	64.7	10	40.0	10	20.0	43	100.0			10	100.0	34	44.1	33	66.7	11	54.5	11	9.1		
4191052	Nosizwe High	N	3				19	68.4					65	100.0	24	33.3	30	76.7	22	54.5	50	78.0	15	40.0	14	50.0		
4191053	Ntabakandoda High	N	3	15		26.7					15	46.7	15	100.0					15	46.7	15	86.7						
4191054	Phakamisani Senior Secondary	N	2				9	22.2					9	88.9					9	11.1	9	44.4						
4191097	Phillip Mtywaku Sen Secondary	N	3				39	79.5					39	100.0			26	100.0	39	33.3	26	80.8	13	23.1	13	69.2		
4191055	Phillip Mzamo Senior Secondary	N	3			4	100.0					10	100.0	10	40.0	10	100.0	6	16.7	10	80.0							

District Name	Centre no	Centre name	Dinaledi	Quintile	Accounting		Agricultural Sciences		Business Studies		Economics		English (FAL)		Geography		History		Life Sciences		Mathematical Literacy		Mathematics		Physical Sciences			
					Wrote	% Achieved at 30% and above	Wrote	% Achieved at 30% and above	Wrote	% Achieved at 30% and above	Wrote	% Achieved at 30% and above	Wrote	% Achieved at 30% and above	Wrote	% Achieved at 30% and above	Wrote	% Achieved at 30% and above	Wrote	% Achieved at 30% and above	Wrote	% Achieved at 30% and above	Wrote	% Achieved at 30% and above	Wrote	% Achieved at 30% and above	Wrote	% Achieved at 30% and above
					KING WILLIAMS TOWN	4191098	Qhayiya Senior Secondary	N	2			15	100.0					15	100.0					15	100.0	15	100.0	
4191056	Rabula Senior Secondary	N	3				16	93.8	16	68.8			16	100.0					15	53.3	10	80.0	6	0.0				
4191099	Reshwa Senior Secondary	N	3						6	0.0			6	100.0					6	0.0	6	66.7						
4191100	Richard Varha High	Y	3	32		81.3	27	100.0	32	100.0	32	93.8	129	100.0	70	81.4	41	100.0	56	91.1	53	94.3	76	59.2	56	80.4		
4191057	Simzamile Senior Secondary	N	3				27	77.8					54	98.1	33	48.5	33	75.8	48	43.8	32	68.8	19	57.9	21	52.4		
4191058	Siyababalwa Senior Secondary	N	3	15		13.3	25	60.0	15	66.7			39	76.9					25	20.0	39	59.0						
4191059	Siyakhula Public	N	3	45		37.8	43	72.1	53	26.4	60	45.0	51	96.1					35	54.3	75	77.3	14	14.3	29	13.8		
4191060	Siyazama Senior Secondary	N	3	6		66.7	16	62.5	6	66.7	6	50.0	27	100.0	5	100.0	15	6.7	21	42.9	21	81.0	6	16.7	6	66.7		
4191101	Sizingisile Senior Secondary	N	2	10		0.0			10	60.0	10	60.0	39	100.0	29	72.4	20	100.0	29	34.5	30	90.0	9	22.2	9	22.2		
4191102	Sobantu Senior Secondary	N	2										49	100.0	49	83.7			49	57.1	27	92.6	22	45.5	22	54.5		
4191061	Sotini Senior Secondary	N	2				15	33.3					15	100.0					15	20.0	14	14.3						
4191062	St Charles Sojola High	N	3	16		31.3	27	100.0	16	50.0	16	25.0	43	100.0					27	74.1	15	86.7	28	71.4	27	48.1		
4192063	St Christophers Private	N		17		94.1			45	93.3	22	90.9							24	87.5	36	94.4	26	57.7	19	63.2		
4191064	St Matthews High	N	2	40		65.0	51	84.3			54	90.7	106	100.0	66	89.4			55	85.5	69	98.6	37	75.7	16	81.3		
4193096	St. Thomas For The Deaf	N							11	81.8			11	63.6							11	45.5						
4192113	St. Thomas Private	N		30		73.3			21	100.0									15	100.0	22	100.0	13	84.6	14	57.1		

District Name	Centre no	Centre name	Dinaledi	Quintile	Accounting		Agricultural Sciences		Business Studies		Economics		English (FAL)		Geography		History		Life Sciences		Mathematical Literacy		Mathematics		Physical Sciences			
					Wrote	% Achieved at 30% and above	Wrote	% Achieved at 30% and above	Wrote	% Achieved at 30% and above	Wrote	% Achieved at 30% and above	Wrote	% Achieved at 30% and above	Wrote	% Achieved at 30% and above	Wrote	% Achieved at 30% and above	Wrote	% Achieved at 30% and above	Wrote	% Achieved at 30% and above	Wrote	% Achieved at 30% and above	Wrote	% Achieved at 30% and above	Wrote	% Achieved at 30% and above
					KING WILLIAMS TOWN	4191065	Stuttereim High	N	4	8	100.0			24	91.7			4	100.0	15	86.7			26	88.5	28	100.0	22
4191066	Thembalabantu High	N	3	27		22.2	50	94.0	24	79.2	27	63.0	128	100.0	43	44.2	61	88.5	78	64.1	108	85.2	20	70.0	21	90.5		
4191103	Thembalesizwe Sen Secondary	N	3	11		18.2	23	47.8			11	27.3	34	97.1			6	100.0	23	34.8	20	20.0	14	0.0	16	6.3		
4191111	Thembelani High	N	3	17		17.6	21	33.3	17	41.2			38	78.9			21	23.8	38	21.1	29	24.1	9	33.3				
4191067	Toise Senior Secondary	N	3	45		22.2	44	97.7	45	77.8	45	80.0	121	100.0	39	82.1	40	87.5	83	63.9	82	76.8	47	59.6	43	51.2		
4191106	Ulana Senior Secondary	N	3	17		11.8	8	100.0	25	32.0			25	100.0					25	8.0	25	68.0						
4191105	Victoria Mxenge High	N	3										19	100.0	19	73.7					12	58.3	7	0.0	7	28.6		
4191068	Vukile Tshwete Senior Secondary	N	2	16		62.5	19	84.2	17	70.6	17	52.9	37	100.0	8	75.0			20	65.0	19	84.2	18	44.4	14	35.7		
4191131	West Bank Sen Sec School	N	4	19		52.6			22	54.5	12	33.3					11	36.4	18	83.3	20	70.0	21	42.9	12	58.3		
4191069	Xolani Senior Secondary	N		21		71.4	34	76.5	55	61.8	21	85.7	81	100.0	26	88.5	14	100.0	12	66.7	60	80.0	21	57.1	12	58.3		
4191070	Z .K Matthews Senior Secondary	N	3	33		48.5	23	91.3	65	49.2	61	37.7	116	97.4			33	78.8	52	46.2	81	50.6	36	16.7	22	27.3		
4191071	Zanemfundo Senior Senior	N	2	7		57.1	18	66.7	17	29.4	13	61.5	25	96.0			12	91.7	8	75.0	22	86.4	3	33.3				
4191072	Zanempucuko Senior Secondary	N	3	39		48.7	33	66.7	39	82.1	82	57.3	115	100.0	33	75.8	33	97.0	43	72.1	86	75.6	29	55.2	43	58.1		
4191073	Zanovuyo Senior Secondary	N	2				27	55.6			41	29.3	41	100.0			4	100.0	27	55.6	14	78.6	27	0.0				
4191074	Zimlindle High	N	2			11	90.9					11	90.9	11	27.3			11	36.4	11	81.8							

District Name	Centre no	Centre name	Dinaledi	Quintile	Accounting		Agricultural Sciences		Business Studies		Economics		English (FAL)		Geography		History		Life Sciences		Mathematical Literacy		Mathematics		Physical Sciences			
					Wrote	% Achieved at 30% and above	Wrote	% Achieved at 30% and above	Wrote	% Achieved at 30% and above	Wrote	% Achieved at 30% and above	Wrote	% Achieved at 30% and above	Wrote	% Achieved at 30% and above	Wrote	% Achieved at 30% and above	Wrote	% Achieved at 30% and above	Wrote	% Achieved at 30% and above	Wrote	% Achieved at 30% and above	Wrote	% Achieved at 30% and above	Wrote	% Achieved at 30% and above
					KING WILLIAMS TOWN	4191075	Zukhanye Senior Secondary	N	3			37	94.6	27	77.8			64	98.4			36	63.9	64	43.8	50	64.0	14
4191076	Zwelamandlovu Senior Secondary	N	3	10		0.0	9	55.6	10	70.0	9	88.9	18	88.9					8	25.0	18	83.3						
4191077	Zwelivumile Senior Secondary	N	2	36		55.6	34	88.2	60	76.7	36	69.4	94	100.0	24	95.8	24	100.0	34	88.2	66	97.0	28	78.6	34	52.9		
LADY FRERE	4081001	Cacadu Senior Secondary	N	2			14	100.0					43	100.0	29	72.4	29	100.0	43	79.1	29	86.2	14	28.6	14	42.9		
	4081002	Dordrecht High	N	4	14	57.1			21	90.5			2	100.0	8	100.0			22	100.0	20	100.0	16	87.5	15	100.0		
	4081003	Echibini Senior Secondary	N	3	12	41.7			13	76.9	13	100.0	61	96.7	48	64.6	25	32.0	48	56.3	36	69.4	25	28.0	24	33.3		
	4081004	Freemantle Senior Secondary	N	2	32	81.3	31	93.5	57	94.7	57	98.2	88	100.0	25	96.0			31	90.3	50	88.0	38	52.6	31	83.9		
	4081005	Gcinubuzwe Senior Secondary	N	1	9	77.8	20	95.0	9	100.0	9	88.9	58	100.0	40	55.0	26	76.9	43	51.2	36	80.6	23	4.3	9	44.4		
	4081006	Ida High	N	2			17	88.2					50	100.0	35	37.1	34	88.2	51	45.1	35	85.7	17	52.9	17	41.2		
	4081007	Ikhwezi Lokusa Senior Secondary	N	1	16	31.3			27	96.3	27	70.4	27	92.6					11	36.4	19	94.7	8	12.5				
	4081008	Indwe High	Y	4	12	100.0			8	87.5					18	100.0			30	93.3			35	60.0	27	81.5		
	4081009	Kwa-Mhlontlo Senior Secondary	N	1	42	50.0	43	69.8	77	41.6	82	39.0	125	90.4			23	65.2	47	38.3	68	35.3	57	24.6	25	32.0		
	4081010	Lukhanyo High	N	2	16	56.3			19	89.5	21	71.4	50	100.0	25	48.0	19	52.6	11	90.9	30	80.0	20	40.0	10	40.0		
	4081011	Masikhanyise High	N	3	8	100.0	50	92.0	24	62.5	8	100.0	74	100.0	39	71.8	39	87.2	12	100.0	54	83.3	19	36.8	12	100.0		
4081012	Mceula Senior Secondary	N	3	21	76.2			20	90.0	20	85.0	52	100.0	32	96.9	17	70.6	32	71.9	15	93.3	37	32.4	15	93.3			

District Name	Centre no	Centre name	Dinaledi	Quintile	Accounting		Agricultural Sciences		Business Studies		Economics		English (FAL)		Geography		History		Life Sciences		Mathematical Literacy		Mathematics		Physical Sciences			
					Wrote	% Achieved at 30% and above	Wrote	% Achieved at 30% and above	Wrote	% Achieved at 30% and above	Wrote	% Achieved at 30% and above	Wrote	% Achieved at 30% and above	Wrote	% Achieved at 30% and above	Wrote	% Achieved at 30% and above	Wrote	% Achieved at 30% and above	Wrote	% Achieved at 30% and above	Wrote	% Achieved at 30% and above	Wrote	% Achieved at 30% and above	Wrote	% Achieved at 30% and above
					LADYFRERE	4081013	Mount Arthur Senior Secondary	N	2	23	100.0	24	100.0	47	80.9	23	82.6	71	100.0	24	62.5			24	100.0	26	80.8	45
	4081014	Mtirara Senior Secondary	N	1	25	28.0	20	90.0	42	33.3	25	20.0	81	100.0	56	66.1			56	41.1	62	88.7	19	42.1	19	57.9		
	4081015	Mzamo Senor Secondary	N	1	22	45.5			33	100.0	22	68.2	33	100.0	33	97.0			11	100.0	22	100.0	11	45.5	11	90.9		
	4081016	Nonkqubela Senior Secondary	N	2	10	10.0	27	81.5	10	90.0	10	70.0	37	94.6			9	33.3	27	37.0	19	73.7	18	16.7	18	27.8		
	4081017	Ntsokotha Senior Secondary	Y	2	49	57.1	32	96.9	49	73.5	49	85.7	164	99.4	89	93.3	51	94.1	109	85.3	69	97.1	95	57.9	64	79.7		
	4081018	Nzimankulu Senior Secondary	N	1	25	68.0	15	100.0	44	68.2	26	69.2	102	100.0	58	67.2	31	64.5	44	70.5	50	70.0	52	36.5	27	55.6		
	4081019	Pakamani Senior Secondary	N	3			37	73.0					37	97.3	37	45.9			37	45.9	14	50.0	23	8.7				
	4081020	Pumlani Senior Secondary	N	1	26	80.8	14	100.0	26	65.4	26	73.1	71	100.0	19	100.0	10	100.0	19	73.7	33	97.0	38	13.2	30	33.3		
	4081021	Sosebenza Senior Secondary	N	2	19	31.6	54	68.5			19	84.2	54	94.4	24	54.2			35	51.4	33	63.6	21	19.0	11	36.4		
	4081022	Tambekile Senior Secondary	N	2	16	81.3	15	93.3	17	82.4			54	100.0	13	53.8	13	92.3	35	48.6	13	84.6	41	29.3	24	20.8		
	4081023	Thozamisa Senior Secondary	N	2	5	80.0			5	80.0	5	80.0	22	100.0	17	82.4	12	100.0	5	100.0	12	91.7	10	80.0	5	80.0		
LIBODE	4121028	Ben Mali Senior Secondary	N	1	91	39.6			91	65.9	147	44.9	147	97.3					56	58.9	88	75.0	58	34.5	56	41.1		
	4121001	Bhekizulu Senior Secondary	N	3			20	85.0					80	100.0	80	72.5	33	93.9	80	66.3	53	83.0	27	74.1	27	70.4		

District Name	Centre no	Centre name	Dinaledi	Quintile	Accounting		Agricultural Sciences		Business Studies		Economics		English (FAL)		Geography		History		Life Sciences		Mathematical Literacy		Mathematics		Physical Sciences			
					Wrote	% Achieved at 30% and above	Wrote	% Achieved at 30% and above	Wrote	% Achieved at 30% and above	Wrote	% Achieved at 30% and above	Wrote	% Achieved at 30% and above	Wrote	% Achieved at 30% and above	Wrote	% Achieved at 30% and above	Wrote	% Achieved at 30% and above	Wrote	% Achieved at 30% and above	Wrote	% Achieved at 30% and above	Wrote	% Achieved at 30% and above	Wrote	% Achieved at 30% and above
					LIBODE	4121002	Chief Henry Bokleni Senior Secondary	N	2	30	16.7	51	37.3	30	30.0	30	56.7	234	97.4	180	50.6	12	83.3	204	39.2			234
4121003	Cibeni Senior Secondary	Y	1	39		94.9	1	100.0	39	94.9	40	100.0	139	100.0	99	98.0	46	100.0	100	99.0	48	100.0	91	58.2	53	98.1		
4121004	D.Z Dumezweni Senior Secondary	N	1	34		29.4			34	61.8	34	35.3	118	97.5	84	81.0	31	93.5	53	64.2	33	72.7	85	28.2	53	52.8		
4121005	Dalibunga Comprehensive High	N	1	35		22.9			64	59.4	63	38.1	68	85.3					16	56.3			68	2.9	32	50.0		
4121006	Dimanda Senior Secondary	N	2	29		58.6	40	85.0	29	69.0	29	82.8	144	100.0			40	97.5	102	66.7	40	82.5	104	31.7	75	38.7		
4121007	Gcinumthetho Senior Secondary School	N	1	38		34.2	32	71.9	38	39.5	38	31.6	133	100.0	62	61.3	37	86.5	95	32.6	37	73.0	96	14.6	58	19.0		
4121008	Gobinamba Tech Comm.Senior Secondary	N	2	22		40.9	77	90.9	22	86.4	55	100.0	149	78.5	33	42.4			110	53.6	33	81.8	117	5.1	95	51.6		
4121009	Gxaba Senior Secondary	Y	1	52		36.5	48	100.0	52	44.2	52	94.2	149	98.7	49	100.0	48	100.0	97	86.6	49	98.0	100	84.0	48	100.0		
4121029	Lutshaya Senior Secondary School	N	1	60		20.0	98	65.3	60	46.7	60	35.0	237	90.7	177	50.8			145	33.8	130	55.4	107	12.1	47	21.3		
4121010	Mabalengwe Senior Secondary	N	1	14		50.0	27	44.4	14	64.3	14	42.9	69	92.8	55	34.5	27	85.2	28	28.6	32	46.9	37	18.9	28	21.4		
4121011	Majali Technical High	N	1	30		90.0	33	100.0	30	66.7	30	36.7	83	100.0					33	100.0			83	18.1	53	43.4		
4121030	Makukhanye Senior Secondary	N	1	57		84.2	34	100.0	57	91.2	57	49.1	109	96.3	52	82.7	3	100.0	52	65.4	87	89.7	22	59.1	15	53.3		
4121038	Mangala Senior Secondary	N	3				81	81.5					81	93.8	81	72.8	37	91.9	81	56.8	37	64.9	44	18.2	43	7.0		

District Name	Centre no	Centre name	Dinaledi	Quintile	Accounting		Agricultural Sciences		Business Studies		Economics		English (FAL)		Geography		History		Life Sciences		Mathematical Literacy		Mathematics		Physical Sciences			
					Wrote	% Achieved at 30% and above	Wrote	% Achieved at 30% and above	Wrote	% Achieved at 30% and above	Wrote	% Achieved at 30% and above	Wrote	% Achieved at 30% and above	Wrote	% Achieved at 30% and above	Wrote	% Achieved at 30% and above	Wrote	% Achieved at 30% and above	Wrote	% Achieved at 30% and above	Wrote	% Achieved at 30% and above	Wrote	% Achieved at 30% and above	Wrote	% Achieved at 30% and above
					LIBODE	4121012	Mhlanganisweni Comm&Tech Snr Secondary	N	1	20	50.0			20	95.0	42	45.2	86	97.7	40	27.5			40	30.0	40	80.0	46
4121039	Mtweni Senior Secondary	N	2				79	84.8					140	95.0	89	23.6	22	81.8	118	19.5	61	34.4	79	19.0	29	0.0		
4121040	Ndamase Senior Secondary	N	2	124		43.5	68	92.6	123	76.4	123	65.9	332	99.7	111	73.9	44	93.2	206	73.8	44	56.8	287	25.8	166	62.7		
4121041	Ngqeleni Senior Secondary	N	2	39		25.6	44	61.4	39	53.8	39	84.6	139	84.2	56	83.9	23	100.0	100	43.0	23	56.5	116	65.5	77	31.2		
4121013	Ngubezulu Senior Secondary	N	2	22		86.4			22	100.0	22	100.0	118	100.0	96	100.0	53	98.1	96	99.0	53	100.0	65	98.5	43	100.0		
4121014	Nogemane Senior Secondary School	N	1										134	70.1	117	39.3	71	47.9	90	47.8	71	26.8	65	26.2	66	22.7		
4121015	Ntafufu Senior Secondary	N	1	37		51.4	11	100.0	37	48.6	53	84.9	99	100.0	44	97.7	29	100.0	25	96.0	65	96.9	34	91.2	25	96.0		
4121042	Ntshilini Senior Secondary	N	1	11		90.9	43	88.4	11	90.9	11	100.0	112	96.4	60	50.0	48	100.0	103	57.3	47	61.7	67	23.9	55	30.9		
4121016	Nyangilizwe Senior Secondary	N	3	29		96.6	27	81.5	29	75.9	29	72.4	120	98.3	91	71.4	27	100.0	31	77.4	60	70.0	60	28.3	31	77.4		
4121017	Pangelele Senior Secondary	N	1	27		44.4	92	100.0	27	74.1	27	74.1	175	96.6	55	76.4	41	100.0	148	74.3	42	61.9	133	24.1	106	27.4		
4121018	Pondolwendlovu Senior Secondary School	N	1	34		41.2			34	79.4	61	44.3	61	100.0					27	37.0			61	9.8	27	33.3		
4121019	Port St Johns Senior Secondary	Y	3	33		42.4			72	55.6	70	87.1	129	99.2	68	57.4	43	86.0	66	69.7	43	90.7	95	49.5	62	88.7		
4122043	Riverside Senior Secondary	N		41		43.9	11	100.0	52	55.8	43	46.5	115	97.4	63	50.8	15	60.0	71	52.1	38	63.2	79	46.8	58	43.1		

District Name	Centre no	Centre name	Dinaledi	Quintile	Accounting		Agricultural Sciences		Business Studies		Economics		English (FAL)		Geography		History		Life Sciences		Mathematical Literacy		Mathematics		Physical Sciences			
					Wrote	% Achieved at 30% and above	Wrote	% Achieved at 30% and above	Wrote	% Achieved at 30% and above	Wrote	% Achieved at 30% and above	Wrote	% Achieved at 30% and above	Wrote	% Achieved at 30% and above	Wrote	% Achieved at 30% and above	Wrote	% Achieved at 30% and above	Wrote	% Achieved at 30% and above	Wrote	% Achieved at 30% and above	Wrote	% Achieved at 30% and above	Wrote	% Achieved at 30% and above
					LIBODE	4121020	Sandi Senior Secondary	N	1	22	90.9	96	99.0	22	86.4	22	100.0	158	97.5	41	92.7	58	100.0	136	97.8	59	91.5	99
4121021	Sehushe Comm	N	2	43		62.8			154	68.8	155	58.7	155	99.4							112	52.7	43	20.9				
4121022	Smuts Ndamase Senior Secondary School	N	1	53		90.6	70	95.7	53	83.0	52	100.0	217	98.6	79	94.9	42	71.4	149	98.7	76	88.2	142	57.0	88	100.0		
4121031	Sobaba High	N	1	19		26.3			19	31.6	19	63.2	61	96.7	42	38.1			42	47.6			61	9.8	42	11.9		
4121023	St Patricks Senior Secondary	Y	3	42		100.0	43	100.0	42	97.6	77	100.0	186	100.0	66	100.0	78	93.6	144	99.3	78	89.7	108	88.9	66	100.0		
4121032	Toli Senior Secondary	N	1	53		96.2	78	94.9	190	87.4	197	70.1	365	100.0	133	93.2			168	89.3	298	93.3	67	100.0	85	95.3		
4121024	Tutor Ndamase Senior Secondary	Y	2	54		83.3	30	93.3	29	51.7	54	53.7	199	99.0	117	91.5	54	100.0	85	60.0	86	97.7	115	56.5	61	44.3		
4121025	Upper Corana Senior Secondary	N	3	11		36.4	17	64.7	11	100.0	13	61.5	95	98.9			36	97.2	82	46.3	36	100.0	59	28.8	44	52.3		
4121033	Vakele Technical Senior Secondary	N	1	38		18.4	27	96.3	38	42.1	38	36.8	71	94.4					27	77.8	34	67.6	37	18.9	33	21.2		
4121026	Victor Poto Senior Secondary School	N	1	21		66.7	40	30.0			21	47.6	85	76.5	24	20.8	26	53.8	40	15.0	49	44.9	36	16.7	34	11.8		
4121034	Vulindlela Senior Secondary	N	1	39		46.2			47	76.6	47	34.0	126	96.8	79	83.5	36	100.0	79	40.5	36	86.1	90	17.8	51	60.8		
4121035	Waban Senior Secondary	N	1				38	94.7					66	97.0	28	96.4	36	97.2	66	47.0	36	80.6	30	56.7	30	33.3		
4121036	Xhentse Senior Secondary	N	1										34	97.1	34	76.5			34	91.2			34	64.7	34	88.2		
4121037	Zanokhanyo Senior Secondary	N	2	3		66.7	24	33.3	3	0.0	3	0.0	71	83.1	68	27.9			68	22.1	24	29.2	48	20.8	45	22.2		

District Name	Centre no	Centre name	Dinaledi	Quintile	Accounting		Agricultural Sciences		Business Studies		Economics		English (FAL)		Geography		History		Life Sciences		Mathematical Literacy		Mathematics		Physical Sciences			
					Wrote	% Achieved at 30% and above	Wrote	% Achieved at 30% and above	Wrote	% Achieved at 30% and above	Wrote	% Achieved at 30% and above	Wrote	% Achieved at 30% and above	Wrote	% Achieved at 30% and above	Wrote	% Achieved at 30% and above	Wrote	% Achieved at 30% and above	Wrote	% Achieved at 30% and above	Wrote	% Achieved at 30% and above	Wrote	% Achieved at 30% and above	Wrote	% Achieved at 30% and above
					LUSIKISIKI	4041001	Bodweni Senior Secondary	N	1	15	6.7	14	71.4	15	26.7	7	28.6	73	76.7	59	40.7			67	28.4	51	66.7	23
	4041002	Botha Sgcau Senior Secondary	N	1	9	100.0	18	94.4	9	100.0	21	52.4	43	97.7	4	75.0	4	100.0	22	86.4	16	75.0	27	51.9	18	72.2		
	4041024	Dumezweni Senior Secondary	N	1	37	43.2	53	66.0	37	73.0	37	73.0	120	90.8	30	56.7	50	94.0	83	30.1	89	65.2	31	35.5	33	48.5		
	4041025	Dumsi Senior Secondary	N	1	45	60.0	56	66.1	45	44.4	45	77.8	123	100.0	50	52.0			78	43.6	28	92.9	96	15.6	51	84.3		
	4041028	Flagstaff Compehensive	N	3	24	58.3	11	100.0	62	54.8	62	19.4	91	98.9	31	58.1			19	84.2	38	68.4	53	24.5	29	79.3		
	4041003	Gwebindlala Senior Secondary	N	1			23	87.0					29	100.0	6	100.0			29	27.6			29	24.1	29	6.9		
	4041004	Hillbrow Senior Secondary	N	3	23	26.1	41	56.1	23	91.3	23	91.3	138	98.6	78	67.9	49	79.6	118	44.1	109	71.6	35	68.6	72	34.7		
	4041005	Jiba Senior Secondary	N	1									21	100.0	21	66.7			21	66.7			21	14.3	21	57.1		
	4041030	Jikindaba Senior Secondary	N	1	15	40.0	26	57.7	37	56.8	44	29.5	114	94.7	47	68.1	51	82.4	22	59.1	76	61.8	37	48.6	22	68.2		
	4041031	Langa Senior Secondary	Y	3	25	100.0			40	90.0	40	80.0	108	100.0	65	100.0			65	98.5	37	100.0	72	70.8	47	95.7		
	4041006	Mayibenye Senior Secondary	N	1	17	47.1	20	90.0	17	82.4	17	17.6	68	100.0	51	84.3			51	72.5	20	95.0	48	27.1	31	77.4		
	4041007	Mdutshane Senior Secondary	N	1	38	26.3	17	100.0	38	50.0	38	26.3	66	90.9	23	52.2			28	53.6	44	56.8	22	27.3	16	31.3		
	4041032	Meyisi Senior Secondary	N	1	24	33.3	53	96.2	24	54.2	24	50.0	101	98.0	24	100.0	24	100.0	77	58.4	24	91.7	77	33.8	53	49.1		
	4041026	Mfazwe Comprehensive Tech. High	N	1	10	90.0	15	100.0	10	60.0	10	80.0	34	100.0	5	100.0			20	80.0			34	20.6	24	54.2		

District Name	Centre no	Centre name	Dinaledi	Quintile	Accounting		Agricultural Sciences		Business Studies		Economics		English (FAL)		Geography		History		Life Sciences		Mathematical Literacy		Mathematics		Physical Sciences			
					Wrote	% Achieved at 30% and above	Wrote	% Achieved at 30% and above	Wrote	% Achieved at 30% and above	Wrote	% Achieved at 30% and above	Wrote	% Achieved at 30% and above	Wrote	% Achieved at 30% and above	Wrote	% Achieved at 30% and above	Wrote	% Achieved at 30% and above	Wrote	% Achieved at 30% and above	Wrote	% Achieved at 30% and above	Wrote	% Achieved at 30% and above	Wrote	% Achieved at 30% and above
					LUSIKISIKI	4041008	Mfundisweni Senior Secondary	N	1	26	50.0	30	90.0	56	69.6	26	53.8	86	96.5					30	73.3	50	56.0	36
4041009	Mgezwa Senior Secondary	Y	2	53		88.7	25	96.0	53	98.1	53	98.1	181	100.0	121	95.9			128	84.4	25	92.0	156	52.6	103	75.7		
4041010	Mnceba Senior Secondary	N	2	35		62.9	42	90.5	41	95.1	45	66.7	219	98.6	100	72.0	49	71.4	95	84.2	119	65.5	95	28.4	67	38.8		
4041033	Mpingana Senior Secondary	N	1	23		39.1	46	45.7	23	43.5	23	26.1	69	81.2					46	26.1			69	17.4	45	17.8		
4041011	Mqikela Senior Senior Secondary	Y	2	40		55.0	13	100.0	77	74.0	75	54.7	151	96.0	54	96.3	13	92.3	51	74.5	64	71.9	87	35.6	48	33.3		
4041034	Ndalisio Senior Secondary	Y	1	112		47.3	163	79.1	99	59.6	64	37.5	331	98.5	163	81.6	55	76.4	219	63.5	56	80.4	275	28.0	56	80.4		
4041012	Ntabankulu Senior Secondary	Y	3	33		54.5	60	100.0	33	75.8	33	54.5	115	99.1	58	74.1	22	68.2	82	58.5	58	98.3	57	38.6	24	66.7		
4041013	Ntsikayezwe High	Y	1	42		71.4	32	78.1	42	90.5	60	90.0	91	96.7	18	72.2			50	46.0			92	21.7	32	28.1		
4041014	Palmerton High	N	2	12		58.3	105	85.7	12	83.3	39	43.6	199	96.5	150	76.0	63	76.2	141	58.2	90	65.6	109	16.5	97	34.0		
4041015	Phambili Senior Secondary	N	1				36	80.6					57	100.0	57	68.4			57	61.4	22	77.3	35	42.9	21	71.4		
4041016	Sangoni Senior Secondary	Y	2	43		62.8	46	82.6	43	97.7	75	64.0	205	99.0	116	62.9	79	77.2	162	48.1	106	88.7	99	46.5	51	51.0		
4041017	Siwali Senior Secondary	Y	1	40		65.0	17	76.5	40	77.5	40	62.5	106	98.1	66	74.2			66	72.7			106	62.3	49	87.8		
4041027	Sukude Senior Secondary	N	1	9		55.6	29	44.8	9	22.2	9	33.3	38	89.5			20	50.0	29	17.2	28	32.1	9	0.0	9	11.1		
4041019	Vulindlela Senior Secondary	N	1	8		62.5	14	85.7	8	12.5	8	50.0	55	98.2	47	74.5	9	100.0	47	55.3	22	86.4	33	18.2	24	58.3		

District Name	Centre no	Centre name	Dinaledi	Quintile	Accounting		Agricultural Sciences		Business Studies		Economics		English (FAL)		Geography		History		Life Sciences		Mathematical Literacy		Mathematics		Physical Sciences			
					Wrote	% Achieved at 30% and above	Wrote	% Achieved at 30% and above	Wrote	% Achieved at 30% and above	Wrote	% Achieved at 30% and above	Wrote	% Achieved at 30% and above	Wrote	% Achieved at 30% and above	Wrote	% Achieved at 30% and above	Wrote	% Achieved at 30% and above	Wrote	% Achieved at 30% and above	Wrote	% Achieved at 30% and above	Wrote	% Achieved at 30% and above	Wrote	% Achieved at 30% and above
					LUSIKISIKI	4041035	Walter Cingo Senior Secondary	N	1	18	88.9	71	98.6	18	83.3	18	83.3	89	100.0	32	93.8			71	88.7	32	84.4	57
4041020	Zinyosini Senior Secondary	N	1	30		46.7	45	51.1	30	86.7	30	90.0	182	97.3	129	62.0	89	55.1	132	36.4	90	60.0	93	16.1	64	26.6		
4041021	Zwelakhe Senior Secondary	N	2	29		79.3	73	97.3	30	93.3	30	76.7	136	100.0	106	76.4			106	87.7	73	93.2	63	60.3	34	97.1		
4041022	Zwelibongile Senior Secondary	N	1	23		43.5	47	80.9	23	47.8	121	46.3	168	95.2	89	55.1	42	76.2	47	48.9	98	56.1	69	21.7	47	17.0		
4042023	Zwelitsha Senior Secondary	N	1	74		23.0	124	50.8	74	43.2	75	21.3	199	95.5	65	49.2	65	81.5	59	33.9	124	58.9	75	17.3	59	16.9		
MALUTI	4032025	Advent Comprehensive	N		13	76.9	8	87.5	38	89.5	28	71.4	60	100.0	43	79.1	5	100.0	55	67.3	52	82.7	33	33.3	30	70.0		
	4031026	Bergview College	N		7	100.0			12	100.0									24	100.0	12	100.0	21	71.4	16	81.3		
	4031025	Cedarville Public	N	2	23	60.9			23	78.3	23	43.5	55	100.0	32	62.5	32	96.9	32	43.8	33	87.9	22	31.8				
	4032001	Focused High	N		6	100.0			16	75.0	11	81.8			12	83.3	30	86.7	21	95.2	13	100.0	24	50.0	15	53.3		
	4031002	Hlangwini Senior Secondary	N	1	28	53.6			28	71.4	42	52.4	65	98.5	37	45.9			37	64.9	15	93.3	50	28.0	22	63.6		
	4031003	Khanya-Naledi Combined	N	2	25	36.0	34	73.5	25	92.0	25	48.0	117	99.1	89	61.8	49	77.6	43	65.1	54	50.0	62	21.0	23	34.8		
	4031004	King Edward High	N	4	11	100.0							5	100.0	31	100.0	9	100.0	30	93.3	11	100.0	31	93.5	25	84.0		
	4031005	Ludidi Senior Secondary	N	1	6	100.0	13	92.3	10	50.0	10	30.0	35	100.0	13	100.0	12	91.7	13	84.6	16	93.8	19	26.3	13	84.6		
	4031007	Lupindo Senior Secondary	N	2	4	25.0	19	100.0	2	100.0	7	57.1	46	100.0	21	76.2	10	100.0	30	66.7	15	86.7	31	38.7	30	46.7		
4031006	Magadla Senior Secondary	N	2	22	18.2	14	100.0	22	86.4	30	63.3	63	100.0	30	76.7	13	100.0	38	76.3	24	83.3	39	51.3	20	90.0			

District Name	Centre no	Centre name	Dinaledi	Quintile	Accounting		Agricultural Sciences		Business Studies		Economics		English (FAL)		Geography		History		Life Sciences		Mathematical Literacy		Mathematics		Physical Sciences			
					Wrote	% Achieved at 30% and above	Wrote	% Achieved at 30% and above	Wrote	% Achieved at 30% and above	Wrote	% Achieved at 30% and above	Wrote	% Achieved at 30% and above	Wrote	% Achieved at 30% and above	Wrote	% Achieved at 30% and above	Wrote	% Achieved at 30% and above	Wrote	% Achieved at 30% and above	Wrote	% Achieved at 30% and above	Wrote	% Achieved at 30% and above	Wrote	% Achieved at 30% and above
					MALUTI	4031008	Maluti Senior Secondary	Y	3	24	62.5	60	93.3	24	79.2	24	62.5	132	99.2	48	70.8	48	93.8	60	81.7	71	87.3	61
4031009	Mariazell Senior Secondary	Y	1	20		100.0			20	100.0	20	100.0	103	100.0	91	100.0			103	100.0			123	75.6	103	87.4		
4031010	Mnukwa Senior Secondary	N	1										36	97.2	15	80.0	17	70.6	35	45.7	18	72.2	18	11.1	19	42.1		
4031011	Moiketsi Graves Senior Secondary	N	1	36		69.4	40	100.0	69	78.3	69	60.9	109	100.0					40	95.0	39	97.4	70	32.9	40	60.0		
4031012	Mokheseng Senior Secondary	N	1	13		38.5	12	100.0	13	23.1	13	30.8	42	100.0	26	50.0			29	55.2			42	21.4	20	20.0		
4031013	Mosa Sibi Senior Secondary	N	3	42		69.0	27	88.9	41	70.7	42	59.5	94	98.9	19	89.5	19	94.7	35	91.4	25	84.0	70	14.3	26	76.9		
4031014	Moshesh Senior Secondary	N	1	30		10.0	19	52.6	32	15.6	32	21.9	59	100.0	4	75.0			23	47.8			59	13.6	20	25.0		
4031015	Mount Hargreaves Senior Secondary	Y	2	11		90.9	32	100.0	11	90.9	11	81.8	103	100.0	80	83.8			67	77.6	49	93.9	55	61.8	47	40.4		
4031016	Mphatlalatsane Senior Secondary	N	2				19	84.2					36	91.7	17	70.6			35	54.3	17	82.4	19	31.6	10	30.0		
4031017	Mvenyane Senior Secondary	N	2	53		69.8			53	90.6	53	79.2	116	100.0	53	100.0			63	93.7			116	44.0	63	88.9		
4031018	Nyaniso Senior Secondary	N	1				22	100.0					23	100.0	10	100.0	10	100.0	13	92.3	10	100.0	13	100.0	13	100.0		
4031019	Phumelele Commercial & Technical School	N	2	9		22.2			22	63.6	22	50.0	30	96.7	2	0.0					13	69.2	17	5.9	8	25.0		
4031020	Ralebitso Senior Secondary	N	1	10		20.0			10	60.0	20	70.0	25	76.0	3	0.0			15	40.0	19	73.7	6	0.0	5	20.0		

District Name	Centre no	Centre name	Dinaledi	Quintile	Accounting		Agricultural Sciences		Business Studies		Economics		English (FAL)		Geography		History		Life Sciences		Mathematical Literacy		Mathematics		Physical Sciences			
					Wrote	% Achieved at 30% and above	Wrote	% Achieved at 30% and above	Wrote	% Achieved at 30% and above	Wrote	% Achieved at 30% and above	Wrote	% Achieved at 30% and above	Wrote	% Achieved at 30% and above	Wrote	% Achieved at 30% and above	Wrote	% Achieved at 30% and above	Wrote	% Achieved at 30% and above	Wrote	% Achieved at 30% and above	Wrote	% Achieved at 30% and above	Wrote	% Achieved at 30% and above
					MALUTI	4031021	Sibi Senior Secondary	N	2	22	77.3	18	100.0	22	72.7	22	40.9	67	100.0	27	88.9	27	96.3	18	83.3	36	75.0	30
4031022	St Margaret Senior Secondary	N	2	28		60.7	36	100.0	29	58.6	29	62.1	64	100.0	18	72.2			36	77.8	44	79.5	20	30.0	18	50.0		
4031023	Tholang Senior Secondary	Y	3	35		88.6	46	93.5	35	91.4	34	67.6	158	100.0	79	89.9	37	94.6	88	88.6	37	89.2	123	55.3	88	79.5		
4031024	Zibi Meyer Senior Secondary	N	2				9	100.0					20	100.0	7	100.0			20	80.0			20	50.0	20	65.0		
MBIZANA	4051001	Baleni Senior Secondary	N	1	36	61.1	90	73.3	36	94.4	69	95.7	126	81.0	27	100.0			63	57.1	43	62.8	83	59.0	57	87.7		
	4051002	Bizana Senior Secondary	Y	3	142	46.5	108	99.1	123	70.7	142	41.5	442	98.9	227	83.7	80	68.8	220	85.9	186	79.6	256	63.3	185	59.5		
	4051003	Cangci Comprehensive Technical High	N	1	13	46.2	56	69.6	36	33.3	36	38.9	134	88.8	17	52.9			73	61.6	20	30.0	114	18.4	98	46.9		
	4051004	Chief Dumile Senior Secondary	N	1	25	32.0	40	95.0	86	39.5	67	47.8	138	99.3	39	71.8			52	84.6	109	56.9	29	27.6	25	80.0		
	4051026	Dudumeni High School	N	1	26	46.2			26	76.9	26	53.8	66	100.0	40	52.5	40	32.5	40	50.0	40	75.0	26	15.4				
	4051006	Greenville Senior Secondary	N	1	13	38.5	80	96.3	7	28.6	18	33.3	115	97.4	22	72.7	22	81.8	97	59.8	29	82.8	86	48.8	86	43.0		
	4051007	Hlamandana Senior Secondary	N	2	38	44.7	30	90.0	68	82.4	68	72.1	105	97.1	38	78.9	21	81.0	38	65.8	67	80.6	39	33.3	17	76.5		
	4051008	Madikizela Senior Secondary	N	1	10	50.0	20	85.0	10	100.0	10	60.0	33	100.0	10	90.0			23	73.9	7	100.0	26	30.8	16	68.8		
	4051009	Marelane Senior Secondary	N	1	17	82.4	18	100.0	67	85.1	115	65.2	191	99.5	106	68.9			27	88.9	148	72.3	44	63.6	27	77.8		
	4051027	Marina Comprehensive High School	N	1	43	86.0			43	67.4	43	74.4	76	100.0	11	100.0	22	100.0	33	78.8			76	36.8	11	63.6		

District Name	Centre no	Centre name	Dinaledi	Quintile	Accounting		Agricultural Sciences		Business Studies		Economics		English (FAL)		Geography		History		Life Sciences		Mathematical Literacy		Mathematics		Physical Sciences			
					Wrote	% Achieved at 30% and above	Wrote	% Achieved at 30% and above	Wrote	% Achieved at 30% and above	Wrote	% Achieved at 30% and above	Wrote	% Achieved at 30% and above	Wrote	% Achieved at 30% and above	Wrote	% Achieved at 30% and above	Wrote	% Achieved at 30% and above	Wrote	% Achieved at 30% and above	Wrote	% Achieved at 30% and above	Wrote	% Achieved at 30% and above	Wrote	% Achieved at 30% and above
					MBIZANA	4051010	Mdatya Senior Secondary	N	1	14	64.3	41	87.8	14	50.0	14	85.7	55	80.0	20	95.0			41	75.6	34	79.4	21
4051029	Mhlabi C.H. School	N	1				53	94.3					53	100.0	36	61.1			53	43.4	36	75.0	17	41.2	17	29.4		
4051011	Mpondombini Senior Secondary	Y	2	15		100.0	45	100.0	31	96.8	31	67.7	76	100.0			16	100.0	45	100.0	28	96.4	48	93.8	45	97.8		
4051028	Mzamba Comprehensive High School	N	2	24		83.3			24	75.0	24	66.7	53	100.0	29	100.0			29	100.0	13	100.0	40	95.0	29	82.8		
4051012	Ngalonkulu Senior Secondary	N	1	21		85.7	39	38.5	29	58.6	29	44.8	90	100.0	22	77.3			69	33.3	8	50.0	82	17.1	61	47.5		
4051013	Nomagqwathekana Comp.Tech High	N	1	22		63.6	31	80.6	22	45.5	22	50.0	122	100.0	102	74.5			102	61.8	78	84.6	46	63.0	70	41.4		
4051014	Nongeke Senior Secondary	N	1	46		69.6	36	83.3	46	91.3	39	100.0	225	100.0	143	81.1	35	100.0	179	54.7	118	88.1	107	55.1	138	36.2		
4051015	Ntabezulu Senior Secondary	N	1	33		45.5	53	90.6	80	45.0	66	65.2	224	99.6	91	47.3	46	58.7	143	46.9	137	71.5	87	50.6	75	32.0		
4051016	Ntukayi Senior Secondary	N	1	34		61.8	25	100.0	13	53.8	34	38.2	124	99.2	65	63.1	38	28.9	90	52.2	59	69.5	65	27.7	52	26.9		
4051017	Oliver Tambo Tech	N	1	70		64.3			69	52.2	70	41.4	153	92.2									155	20.0	84	19.0		
4051018	Shukuma Senior Secondary	N	1	45		73.3	49	65.3	45	42.2	85	36.5	181	98.9	87	52.9	49	46.9	136	43.4	89	76.4	92	51.1	47	66.0		
4051019	Sithukuthezi Senior Secondary	N	1	15		100.0	26	96.2	15	53.3	33	87.9	59	100.0	18	100.0	18	88.9	26	84.6	31	100.0	28	60.7	26	61.5		
4051020	Thembalesizwe Com. Tech	N	1	82		43.9			51	39.2	51	21.6	85	95.3					31	90.3	28	60.7	57	35.1	34	58.8		
4051021	Vukayibambe Senior Secondary	N	1	4		50.0	30	83.3	4	100.0	4	75.0	57	94.7	53	60.4	30	66.7	23	82.6	30	76.7	27	48.1	23	69.6		

District Name	Centre no	Centre name	Dinaledi	Quintile	Accounting		Agricultural Sciences		Business Studies		Economics		English (FAL)		Geography		History		Life Sciences		Mathematical Literacy		Mathematics		Physical Sciences			
					Wrote	% Achieved at 30% and above	Wrote	% Achieved at 30% and above	Wrote	% Achieved at 30% and above	Wrote	% Achieved at 30% and above	Wrote	% Achieved at 30% and above	Wrote	% Achieved at 30% and above	Wrote	% Achieved at 30% and above	Wrote	% Achieved at 30% and above	Wrote	% Achieved at 30% and above	Wrote	% Achieved at 30% and above	Wrote	% Achieved at 30% and above	Wrote	% Achieved at 30% and above
					MBIZANA	4053025	Vukuzenzele Special	N						6	100.0	6	66.7	6	100.0							6	66.7	
4051022	Vulindlela Comp.Tech	N	3	10		50.0			45	44.4	28	60.7	103	99.0					20	75.0	35	65.7	68	26.5	58	22.4		
4051023	Winnie Mandela Comptech Senior Secondary	N	1	81		33.3			81	34.6	81	34.6	116	99.1					30	36.7	46	71.7	71	33.8	36	41.7		
4053024	Zamokuhle Special School	N							11	100.0	11	100.0	11	100.0			8	100.0			11	100.0						
MT FLETCHER	4011001	Bethania Senior Secondary	N	1	25	64.0			26	84.6	28	75.0	42	95.2					16	75.0	19	89.5	23	52.2	14	92.9		
	4011002	Dinizulu Senior Secondary	N	2	2	0.0	18	88.9	27	29.6	27	29.6	46	100.0	1	100.0	26	84.6	19	73.7	25	52.0	21	4.8	18	55.6		
	4011003	Edward Zibi Senior Secondary	N	1	4	25.0	23	47.8	16	50.0	21	42.9	33	93.9	15	46.7			29	44.8	21	81.0	12	58.3	14	21.4		
	4011004	Jamangile Senior Secondary	N	2	7	85.7	6	100.0	7	100.0	7	100.0	34	100.0	19	68.4			6	33.3	19	100.0	15	40.0	8	25.0		
	4011005	Khanya Senior Secondary	N	1	39	64.1	49	81.6	39	92.3	39	71.8	115	92.2	76	71.1			76	82.9	65	73.8	50	22.0	27	37.0		
	4011006	Khorong Senior Secondary	N	1	21	42.9	29	96.6	21	81.0	21	42.9	94	100.0	16	100.0	16	100.0	58	31.0	17	88.2	77	10.4	58	24.1		
	4011007	Kuyasa Senior Secondary	N	1	37	37.8	32	90.6	36	69.4	36	55.6	69	94.2					33	66.7			69	4.3	33	60.6		
	4011008	Lehana Senior Secondary	Y	1	26	57.7	70	95.7	26	88.5	26	73.1	282	99.6	161	93.2	32	100.0	189	85.2	61	75.4	227	59.0	201	62.7		
	4011009	Luzie Drift Senior Secondary	Y	1	25	60.0	57	86.0	25	48.0	53	71.7	110	95.5	58	81.0			27	85.2	78	87.2	32	40.6	12	50.0		
	4011010	Maclear High	N	4	6	100.0			18	94.4			3	100.0	6	100.0			11	72.7	17	100.0	6	83.3	5	100.0		

District Name	Centre no	Centre name	Dinaledi	Quintile	Accounting		Agricultural Sciences		Business Studies		Economics		English (FAL)		Geography		History		Life Sciences		Mathematical Literacy		Mathematics		Physical Sciences			
					Wrote	% Achieved at 30% and above	Wrote	% Achieved at 30% and above	Wrote	% Achieved at 30% and above	Wrote	% Achieved at 30% and above	Wrote	% Achieved at 30% and above	Wrote	% Achieved at 30% and above	Wrote	% Achieved at 30% and above	Wrote	% Achieved at 30% and above	Wrote	% Achieved at 30% and above	Wrote	% Achieved at 30% and above	Wrote	% Achieved at 30% and above	Wrote	% Achieved at 30% and above
MT FLETCHER	4011011	Mhlontlo Senior Secondary	N	1	8	87.5	15	93.3	8	75.0			39	100.0	16	81.3			31	54.8	19	89.5	20	70.0	17	70.6		
	4011012	Ramafole Senior Secondary	N	2	51	41.2	24	58.3	51	47.1	51	47.1	140	97.9	65	69.2	33	69.7	56	48.2	33	90.9	107	17.8	56	39.3		
	4011013	Samuel Nombewu Senior Secondary	N	2			41	36.6					41	87.8			28	14.3	41	9.8	28	32.1	13	0.0	13	0.0		
	4011020	Sibabale Senior Secondary	N	3	15	60.0	29	86.2	15	86.7			61	100.0	35	71.4	18	100.0	28	100.0	18	88.9	43	9.3	28	64.3		
	4011014	Sidinane Senior Secondary	Y	2	84	72.6	27	100.0	87	66.7	86	67.4	198	99.5	52	100.0			105	71.4	43	95.3	158	33.5	85	71.8		
	4011021	Sophonina Senior Secondary	N	1									26	92.3	26	23.1			10	30.0	16	62.5	10	30.0	10	20.0		
	4011015	Thakabanna Senior Secondary	N	1	9	11.1	34	85.3	9	88.9	9	44.4	43	100.0	34	50.0	4	100.0	34	64.7	36	88.9	7	42.9	7	71.4		
	4011016	Thomas Ntaba Senior Secondary	Y	2	14	100.0	39	100.0	14	100.0	14	100.0	95	100.0	30	86.7	20	100.0	60	78.3	29	89.7	66	54.5	52	75.0		
	4011017	Tsitsana Comp. Senior Secondary	N	3	4	100.0			4	100.0	18	77.8	26	100.0	14	85.7							26	15.4	8	62.5		
	4011018	Ugie High	N	4	14	100.0			18	100.0	9	88.9	1	100.0	11	100.0			23	100.0	20	100.0	36	80.6	21	85.7		
4011019	Umthawelanga Senior Secondary	N	3	21	57.1	26	96.2	21	85.7	13	100.0	74	100.0	49	73.5	8	100.0	45	60.0	51	92.2	23	17.4	19	57.9			
MT FRERE	4021001	Arthur Ngunga Senior Secondary	N	2	33	48.5	39	94.9	33	75.8	44	61.4	91	98.9	8	100.0	36	100.0	58	69.0	69	81.2	22	22.7	22	68.2		
	4021002	Brooksnek Senior Secondary	N	2	9	55.6	19	73.7	9	33.3	9	77.8	28	100.0					19	57.9	8	100.0	20	15.0	19	21.1		
	4021004	Colana Senior Secondary	N	1	9	77.8	32	65.6	24	83.3	22	72.7	100	97.0	57	71.9	14	92.9	55	47.3	46	78.3	57	50.9	48	64.6		

District Name	Centre no	Centre name	Dinaledi	Quintile	Accounting		Agricultural Sciences		Business Studies		Economics		English (FAL)		Geography		History		Life Sciences		Mathematical Literacy		Mathematics		Physical Sciences			
					Wrote	% Achieved at 30% and above	Wrote	% Achieved at 30% and above	Wrote	% Achieved at 30% and above	Wrote	% Achieved at 30% and above	Wrote	% Achieved at 30% and above	Wrote	% Achieved at 30% and above	Wrote	% Achieved at 30% and above	Wrote	% Achieved at 30% and above	Wrote	% Achieved at 30% and above	Wrote	% Achieved at 30% and above	Wrote	% Achieved at 30% and above	Wrote	% Achieved at 30% and above
					MT FRERE	4021005	Daluhlanga Senior Secondary	N	2			20	100.0					61	100.0	45	88.9	20	100.0	57	80.7	20	85.0	41
4021006	Dangwana Senior Secondary	N	2	26		38.5	61	72.1	26	65.4	26	30.8	121	100.0	21	81.0	17	100.0	94	46.8	56	64.3	65	29.2	41	53.7		
4021007	Huku Senior Secondary	N	1	51		49.0	15	73.3	94	64.9	94	54.3	120	95.8	11	90.9			26	84.6	86	87.2	34	26.5	26	69.2		
4021008	Jojo Senior Secondary	N	2	12		58.3	26	84.6	12	75.0	12	83.3	59	100.0	21	66.7	21	95.2	26	80.8	21	71.4	38	21.1	26	38.5		
4021009	Lindelani Senior Secondary	Y	3	10		80.0	41	97.6	10	90.0	10	90.0	79	100.0	28	100.0	25	100.0	69	76.8	25	100.0	54	51.9	44	36.4		
4021010	Loyiso Sinor Secondary	N	1				26	73.1					44	100.0	44	38.6	19	57.9	25	60.0	19	57.9	25	12.0	18	38.9		
4021024	Lutateni Senior Secondary	N	1	16		25.0			16	87.5			25	100.0	8	75.0			9	100.0	18	94.4	7	85.7	9	66.7		
4021012	Makaula Senior Secondary	N	2	59		88.1	55	94.5	59	76.3	59	81.4	170	98.8	66	80.3	26	84.6	111	70.3	59	93.2	111	21.6	52	51.9		
4021013	Manzamnyama Senior Secondary	N	1	4		50.0	10	100.0	4	50.0	4	50.0	20	100.0	6	100.0	5	100.0	16	93.8	5	100.0	15	66.7	11	63.6		
4021014	Mount Ayliff Senior Secondary	N	1	33		39.4	79	82.3	33	24.2	68	27.9	212	98.1	33	66.7	44	97.7	84	61.9	109	68.8	99	22.2	104	20.2		
4021015	Mount Frere Senior Secondary	N	3	49		91.8	69	88.4	35	100.0	49	79.6	194	100.0	49	73.5	14	100.0	145	78.6			194	44.8	145	38.6		
4021025	Mt White Senior Secondary	N	1				53	100.0					53	100.0			27	92.6	53	94.3	27	100.0	26	15.4	26	100.0		
4021017	Ngwekazi Senior Secondary	N	2	9		66.7	61	72.1			9	77.8	98	95.9	29	96.6	9	100.0	90	66.7	9	100.0	90	15.6	90	30.0		
4021027	Ntsizwa Senior Secondary	N	1	48		43.8			48	58.3	78	64.1	78	89.7					30	33.3			78	9.0	30	23.3		

District Name	Centre no	Centre name	Dinaledi	Quintile	Accounting		Agricultural Sciences		Business Studies		Economics		English (FAL)		Geography		History		Life Sciences		Mathematical Literacy		Mathematics		Physical Sciences			
					Wrote	% Achieved at 30% and above	Wrote	% Achieved at 30% and above	Wrote	% Achieved at 30% and above	Wrote	% Achieved at 30% and above	Wrote	% Achieved at 30% and above	Wrote	% Achieved at 30% and above	Wrote	% Achieved at 30% and above	Wrote	% Achieved at 30% and above	Wrote	% Achieved at 30% and above	Wrote	% Achieved at 30% and above	Wrote	% Achieved at 30% and above	Wrote	% Achieved at 30% and above
					MT FRERE	4021018	Nzululwazi Senior Secondary	N	2	19	31.6	18	100.0	19	63.2	48	64.6	65	98.5	28	39.3			17	82.4	48	70.8	17
4021019	Osborn Senior Secondary	N	2	37		35.1	29	89.7	37	75.7	37	21.6	83	94.0	15	53.3	8	87.5	37	78.4	44	72.7	38	2.6	38	31.6		
4021026	Rode Senior Secondary	N	2	39		33.3	30	96.7	39	92.3	39	76.9	94	98.9	25	88.0	24	100.0	31	77.4	53	83.0	41	56.1	31	71.0		
4021020	Sapukanduku Senior Secondary	N	2	31		19.4	34	55.9	31	64.5	31	80.6	98	96.9	33	30.3	33	84.8	67	29.9	51	51.0	47	23.4	34	8.8		
4021021	Senyukele Senior Secondary	N	2	56		75.0	100	89.0	56	62.5	56	57.1	181	99.4	49	98.0	49	100.0	101	88.1	49	79.6	131	19.1	76	28.9		
4021022	Sonqishe Senior Secondary	N	1	30		23.3	19	94.7	32	37.5	34	38.2	70	95.7	20	100.0			39	59.0	51	74.5	23	30.4	20	30.0		
4021023	Zibokwana Senior Secondary	N	2	33		75.8	44	84.1	33	69.7	109	50.5	203	99.0	50	90.0	29	100.0	123	76.4	76	82.9	127	44.9	94	34.0		
MTHATHA	4101001	A.V Platjie Senior Secondary	N	3			11	90.9					39	100.0	29	82.8	28	82.1	40	45.0	28	78.6	12	41.7	12	33.3		
	4101002	Attwell Madala High	Y	4	46	69.6	64	100.0	46	82.6	46	91.3	187	100.0	77	87.0	54	100.0	141	77.3	54	94.4	133	36.8	87	33.3		
	4101003	Bambilanga Senior Secondary	N	1	9	100.0	4	100.0	9	100.0	9	77.8	23	100.0	10	100.0			14	92.9	6	100.0	17	64.7	8	75.0		
	4101004	Bazindlovu Senior Secondary	N	2	13	30.8	8	100.0	13	38.5	35	37.1	65	90.8	23	56.5	21	47.6	52	17.3	21	42.9	44	38.6	30	10.0		
	4101005	Chief N.Z Mzirara Sen. Secondary	N	3	11	63.6	64	59.4	11	36.4	11	27.3	112	97.3	81	55.6	40	75.0	33	60.6	72	51.4	40	7.5	27	18.5		
	4102006	Christ The King Int	N		27	22.2	36	69.4	43	39.5	40	20.0	138	95.7	70	44.3			99	42.4	47	57.4	91	14.3	69	37.7		
	4101007	Dalibaso Senior Secondary	N	2	38	84.2	33	97.0	38	94.7	38	97.4	195	99.0	124	79.0	59	94.9	157	62.4	59	67.8	136	40.4	98	50.0		

District Name	Centre no	Centre name	Dinaledi	Quintile	Accounting		Agricultural Sciences		Business Studies		Economics		English (FAL)		Geography		History		Life Sciences		Mathematical Literacy		Mathematics		Physical Sciences			
					Wrote	% Achieved at 30% and above	Wrote	% Achieved at 30% and above	Wrote	% Achieved at 30% and above	Wrote	% Achieved at 30% and above	Wrote	% Achieved at 30% and above	Wrote	% Achieved at 30% and above	Wrote	% Achieved at 30% and above	Wrote	% Achieved at 30% and above	Wrote	% Achieved at 30% and above	Wrote	% Achieved at 30% and above	Wrote	% Achieved at 30% and above	Wrote	% Achieved at 30% and above
					MTHATHA	4101008	Dalindyebo Senior Secondary	Y	1	59	91.5	67	98.5	50	96.0	59	79.7	275	100.0	109	86.2	47	100.0	126	80.2	90	93.3	185
	4101009	Dalukhanyo Senior Secondary	N	3	12	33.3	9	100.0	12	75.0	12	41.7	39	97.4	27	74.1			27	85.2	9	77.8	30	13.3	18	77.8		
	4101010	Dudumayo Senior Secondary	N	1	44	88.6	71	84.5	44	88.6	44	81.8	157	99.4	45	95.6	67	73.1	113	66.4	71	66.2	86	52.3	42	83.3		
	4101011	E.N Seku Senior Secondary	N	1			15	86.7					49	100.0	34	64.7	26	88.5	15	86.7	26	73.1	23	21.7	23	39.1		
	4101012	Efata For The Blind & Deaf	N						5	100.0			5	100.0			5	100.0			5	0.0						
	4101013	Excelsior Senior Secondary	N	4	30	90.0	37	97.3	30	100.0	30	100.0	107	100.0	77	84.4	37	100.0	40	92.5	37	97.3	70	62.9	40	47.5		
	4101014	Gengqe Senior Secondary	N	2	2	100.0	2	100.0	2	0.0	2	100.0	17	100.0	8	100.0	5	100.0	15	60.0	5	100.0	12	33.3	10	10.0		
	4101015	Hlabatshane Senior Secondary	N	1	18	66.7			49	85.7	49	69.4	77	96.1	59	91.5			28	100.0	31	90.3	46	8.7	28	75.0		
	4101016	Holomisa Senior Secondary	N	3			17	82.4					70	100.0	70	87.1	17	70.6	37	73.0	25	80.0	45	28.9	20	70.0		
	4101017	Holy Cross Senior Secondary	Y	3	67	95.5			69	95.7			160	100.0	134	90.3	51	100.0	132	97.7	29	82.8	172	80.8	150	90.7		
	4102018	Holycross Education Centre Kiddie Land	N		34	100.0			34	100.0	31	100.0	77	100.0	61	100.0			76	98.7			110	75.5	76	81.6		
	4101019	Ikwezi Technical Skill Centre	N	4	88	37.5			66	47.0	87	46.0	156	98.7									157	11.5	70	68.6		
	4101020	Jongintaba Senior Secondary	N	1	9	88.9	14	100.0	9	100.0	9	66.7	41	100.0	18	94.4	16	87.5	32	90.6	16	87.5	25	44.0	16	75.0		

District Name	Centre no	Centre name	Dinaledi	Quintile	Accounting		Agricultural Sciences		Business Studies		Economics		English (FAL)		Geography		History		Life Sciences		Mathematical Literacy		Mathematics		Physical Sciences			
					Wrote	% Achieved at 30% and above	Wrote	% Achieved at 30% and above	Wrote	% Achieved at 30% and above	Wrote	% Achieved at 30% and above	Wrote	% Achieved at 30% and above	Wrote	% Achieved at 30% and above	Wrote	% Achieved at 30% and above	Wrote	% Achieved at 30% and above	Wrote	% Achieved at 30% and above	Wrote	% Achieved at 30% and above	Wrote	% Achieved at 30% and above	Wrote	% Achieved at 30% and above
					MTHATHA	4101021	Joyi Senior Secondary	N	2	21	47.6	29	89.7	21	57.1	21	66.7	71	100.0	50	92.0			50	74.0	29	79.3	42
	4101022	Jumba Senior Secondary	N	3	25	72.0	25	100.0	25	80.0	25	68.0	77	97.4	18	94.4	8	100.0	43	81.4	32	87.5	45	15.6	44	47.7		
	4102023	Khanya Private	N		6	100.0			5	100.0	5	100.0	29	100.0	31	100.0	9	100.0	30	96.7			35	100.0	20	100.0		
	4102024	Khanyisa High	N		123	90.2	38	100.0	114	96.5	114	94.7	283	100.0	137	93.4			245	85.3	184	96.7	175	92.0	194	74.7		
	4102025	Kings Commercial College	N		27	96.3			30	100.0	28	100.0	75	100.0	50	100.0	31	90.3	78	98.7	45	95.6	64	64.1	52	100.0		
	4101026	Kulanathi Senior Secondary	N	3	30	36.7			30	80.0	30	56.7	86	100.0	56	87.5	9	100.0	56	62.5	9	22.2	77	11.7	47	57.4		
	4101027	Kwanobuhle Senior Secondary	N	1	26	30.8	29	89.7	26	34.6	26	34.6	62	96.8	17	82.4			36	75.0	10	100.0	52	28.8	26	38.5		
	4101028	Leslie Nkala Senior Secondary	N	3	39	41.0	27	81.5	39	53.8	39	23.1	94	100.0	34	50.0	21	81.0	55	49.1	27	59.3	67	6.0	28	14.3		
	4101029	Lutubeni Senior Secondary	N	1	31	71.0	30	73.3	31	96.8	65	80.0	145	94.5	73	80.8	32	100.0	59	52.5	54	63.0	90	27.8	59	37.3		
	4101063	Manzolwandle Sandile Sen Secondary Sch	N	3	12	66.7			12	66.7	12	66.7	30	90.0	18	72.2			18	50.0			30	23.3	18	16.7		
	4101030	Mditshwa Senior Secondary	N	3	18	50.0	21	57.1	19	42.1	19	21.1	54	96.3	31	22.6			35	14.3	16	56.3	38	0.0	19	5.3		
	4101031	Menziwa Senior Secondary	N	1	13	30.8	26	42.3	6	33.3	13	7.7	64	93.8	51	35.3	26	53.8	32	25.0	26	34.6	37	8.1	25	4.0		
	4101032	Milton Dalasile Senior Secondary	N	1	34	32.4	24	75.0	34	32.4	34	85.3	83	89.2	25	84.0	24	91.7	48	39.6	24	83.3	59	10.2	25	52.0		
	4101033	Milton Mbekela Senior Secondary	N	2	22	45.5			70	64.3	22	68.2	195	99.5	90	58.9	96	80.2	77	80.5	96	50.0	99	46.5	77	62.3		

District Name	Centre no	Centre name	Dinaledi	Quintile	Accounting		Agricultural Sciences		Business Studies		Economics		English (FAL)		Geography		History		Life Sciences		Mathematical Literacy		Mathematics		Physical Sciences			
					Wrote	% Achieved at 30% and above	Wrote	% Achieved at 30% and above	Wrote	% Achieved at 30% and above	Wrote	% Achieved at 30% and above	Wrote	% Achieved at 30% and above	Wrote	% Achieved at 30% and above	Wrote	% Achieved at 30% and above	Wrote	% Achieved at 30% and above	Wrote	% Achieved at 30% and above	Wrote	% Achieved at 30% and above	Wrote	% Achieved at 30% and above	Wrote	% Achieved at 30% and above
					4102034	Morning Star Education Centre	N		7	100.0			36	91.7	14	100.0	44	100.0	49	69.4			42	61.9	32	96.9	24	70.8
4101035	Mpeko Senior Secondary	N	3	15	73.3	30	100.0	17	100.0	16	81.3	100	100.0	50	70.0	24	83.3	83	75.9	68	75.0	32	43.8	33	36.4			
4101036	Mpindweni Senior Secondary	N	3	10	60.0	19	100.0	10	80.0	10	60.0	40	100.0	19	84.2			30	83.3			40	20.0	22	59.1			
4102048	Mthatha College Of Maths Science & Comm	N		28	53.6	21	90.5	28	75.0	28	53.6	71	98.6	45	77.8			66	75.8			94	20.2	66	57.6			
4101037	Ngangelizwe Senior Secondary	N	3	25	72.0			25	92.0	57	59.6	117	99.1	39	61.5	53	77.4	45	71.1	55	41.8	62	24.2	37	37.8			
4101038	Ngwayibanjwa Senior Secondary	N	3	42	40.5	24	100.0	42	78.6	69	46.4	194	99.5	129	86.0	23	100.0	103	86.4			195	26.2	103	51.5			
4101039	Nozuko Senior Secondary	Y	1	88	73.9	37	94.6	88	79.5	74	55.4	276	100.0	150	69.3	72	88.9	188	72.3	72	91.7	204	40.2	116	69.8			
4101059	Qingqolo Senior Secondary.	N	1							4	75.0	11	100.0	11	72.7			11	81.8			11	18.2	7	28.6			
4101040	Qokolweni Senior Secondary	N	3	31	74.2	22	77.3	31	93.5	60	55.0	135	99.3	98	56.1	39	79.5	79	44.3	64	65.6	71	22.5	36	36.1			
4102041	Science College	N		2	100.0			8	100.0	4	100.0	17	100.0	15	86.7			13	69.2	15	100.0	2	100.0	9	100.0			
4101042	Sea View Secondary	N	1	18	33.3	19	52.6	18	61.1	18	55.6	50	88.0	13	30.8			32	28.1			50	2.0	17	11.8			
4101062	Sinolwazi Sen Secondary	N	3	47	53.2			47	85.1	47	66.0	85	97.6	35	97.1	4	100.0	39	76.9			86	11.6	39	30.8			
4101043	St Johns College	Y	4			63	100.0					303	100.0	107	99.1	47	100.0	303	98.3			303	89.1	303	91.4			
4102044	St Jude Private	N		22	95.5			20	80.0	20	100.0	44	100.0	34	97.1			38	94.7			56	67.9	36	100.0			
4102045	St Martins	N		16	87.5			27	88.9	27	88.9	49	100.0	49	95.9			38	100.0	33	66.7	32	56.3	38	94.7			
4102046	Strategic High	N		9	77.8			24	95.8	6	83.3	33	100.0	35	94.3			37	89.2			46	39.1	26	88.5			

District Name	Centre no	Centre name	Dinaledi	Quintile	Accounting		Agricultural Sciences		Business Studies		Economics		English (FAL)		Geography		History		Life Sciences		Mathematical Literacy		Mathematics		Physical Sciences			
					Wrote	% Achieved at 30% and above	Wrote	% Achieved at 30% and above	Wrote	% Achieved at 30% and above	Wrote	% Achieved at 30% and above	Wrote	% Achieved at 30% and above	Wrote	% Achieved at 30% and above	Wrote	% Achieved at 30% and above	Wrote	% Achieved at 30% and above	Wrote	% Achieved at 30% and above	Wrote	% Achieved at 30% and above	Wrote	% Achieved at 30% and above	Wrote	% Achieved at 30% and above
					MTHATHA	4101049	Umtata High	Y	4	59	96.6			28	100.0	28	100.0			45	100.0			85	100.0			113
4101050	Umtata International	N	4	22		95.5	17	100.0	57	93.0	34	85.3	61	100.0	36	88.9	23	100.0	32	93.8	22	90.9	60	41.7	25	68.0		
4101051	Umtata Technical College	N	3	48		87.5			20	95.0	48	50.0	99	100.0									99	54.5	51	37.3		
4101057	Upper Mpako Senior Secondary	N	1	25		60.0	75	90.7	56	32.1	55	32.7	182	96.7	138	42.0			126	37.3	87	46.0	95	29.5	70	41.4		
4101052	Xolilizwe Sangoni Senior Secondary	N	3	30		63.3			30	90.0	30	73.3	118	98.3	70	44.3			70	41.4	8	75.0	111	27.0	89	29.2		
4101053	Zamakulungisa Senior Secondary	N	3	130		75.4	42	88.1	129	87.6	99	62.6	285	99.6	83	88.0	27	100.0	186	85.5	109	90.8	176	27.3	129	75.2		
4101058	Zimele High	N	3	60		83.3	80	100.0	60	91.7	60	76.7	195	100.0	55	70.9			135	87.4			195	42.6	135	65.2		
4101054	Zingisa Comprehensive	Y	5	59		71.2	99	98.0	102	96.1	77	89.6	133	100.0	104	92.3	48	97.9	106	87.7			202	54.0	114	71.9		
4101055	Zwelibangile Senior Secondary	N	3	17		58.8	27	85.2	27	55.6	17	41.2	114	99.1	27	70.4	34	79.4	88	56.8	44	75.0	70	15.7	54	22.2		
4101056	Zwelodumo Senior Secondary	N	3	33		51.5	64	93.8	33	100.0	33	75.8	175	100.0	78	74.4	70	98.6	142	73.9	70	84.3	105	26.7	72	56.9		
NGCOBO	4131001	Batandwa Ndongdo Senior Secondary	N	3	34	55.9	23	91.3	34	82.4	51	47.1	108	100.0	56	80.4	11	90.9	63	74.6	47	85.1	61	27.9	27	74.1		
	4131002	Cala Senior Secondary	N	3	30	40.0	49	89.8	59	96.6	30	83.3	108	99.1	19	52.6	29	100.0	78	76.9	66	90.9	42	54.8	30	60.0		
	4131003	Clarkebury Senior Secondary	Y	1	37	91.9	27	92.6	11	100.0	36	94.4	137	98.5	69	98.6	25	96.0	81	85.2	49	100.0	91	47.3	76	100.0		
	4131020	D.M. Skosana Senior Secondary	N	2	23	52.2	23	87.0	23	60.9	23	65.2	77	98.7	44	84.1	17	82.4	54	44.4	43	83.7	34	17.6	15	33.3		
	4131004	Dolophini Senior Secondary	N	1									64	96.9	44	81.8	61	85.2	64	67.2			64	10.9	23	47.8		
	4131005	Elliot High	N	4	8	75.0			19	73.7			3	100.0	14	85.7			33	72.7	17	100.0	18	66.7	19	57.9		

District Name	Centre no	Centre name	Dinaledi	Quintile	Accounting		Agricultural Sciences		Business Studies		Economics		English (FAL)		Geography		History		Life Sciences		Mathematical Literacy		Mathematics		Physical Sciences			
					Wrote	% Achieved at 30% and above	Wrote	% Achieved at 30% and above	Wrote	% Achieved at 30% and above	Wrote	% Achieved at 30% and above	Wrote	% Achieved at 30% and above	Wrote	% Achieved at 30% and above	Wrote	% Achieved at 30% and above	Wrote	% Achieved at 30% and above	Wrote	% Achieved at 30% and above	Wrote	% Achieved at 30% and above	Wrote	% Achieved at 30% and above	Wrote	% Achieved at 30% and above
					NGCOBO	4131006	Emizamoyethu Senior Secondary	N	1	13	23.1	31	90.3	13	46.2	13	53.8	44	100.0					31	74.2			44
4131007	Gwarubana Senior Secondary	N	1	27		70.4	53	50.9	27	96.3	27	11.1	112	97.3	73	56.2	39	59.0	46	76.1	80	61.3	32	25.0	32	71.9		
4131025	Khanyolwethu Senior Secondary School	N		15		53.3			15	46.7	8	37.5	15	86.7									15	20.0	7	28.6		
4131009	L.Jentile Senior Secondary	N	2				12	100.0					39	100.0	27	81.5	21	90.5	39	84.6	21	90.5	18	22.2	18	77.8		
4131010	Manzana Senior Secondary	N	2										16	93.8	16	37.5			16	31.3			16	12.5	16	12.5		
4131011	Masikhuthale Public Secondary	N	3	12		33.3	21	85.7	43	55.8	17	47.1	82	98.8	28	64.3	16	93.8	24	62.5	62	71.0	20	50.0	13	76.9		
4131024	Masilingane Senior Secondary	N	1	10		100.0	18	100.0	10	100.0			28	100.0					18	83.3			28	39.3				
4131012	Mcobololo Senior Secondary	N	1	20		95.0	6	100.0	20	80.0	20	95.0	47	97.9	10	100.0	10	80.0	17	88.2	10	100.0	37	43.2	17	64.7		
4131013	Mgudlwa Senior Secondary	N	1	26		57.7	11	81.8	26	57.7	47	51.1	66	100.0	19	89.5			40	92.5	21	76.2	45	15.6	19	100.0		
4131014	Mzikayise Dalasile Senior Secondary	Y	2	23		78.3	45	97.8	23	82.6	23	82.6	101	100.0	41	100.0	44	100.0	52	75.0	44	81.8	57	33.3	34	41.2		
4131015	Nosimo Technical High	N	1	16		31.3	15	80.0	16	25.0	24	20.8	36	100.0					7	100.0			36	0.0	20	10.0		
4131016	Nyanga Senior Secondary	Y	3	74		50.0			74	83.8	74	58.1	216	100.0	124	90.3			143	85.3	31	80.6	186	44.1	112	61.6		
4131021	Pakamani Senior Secondary	N	1	37		100.0	57	98.2	37	62.2	37	70.3	135	94.8					98	54.1	57	70.2	78	97.4	41	29.3		
4131022	Sifonondile Senior Secondary	N	2			11	90.9					22	100.0	11	81.8			22	72.7	11	100.0	11	27.3	11	0.0			

District Name	Centre no	Centre name	Dinaledi	Quintile	Accounting		Agricultural Sciences		Business Studies		Economics		English (FAL)		Geography		History		Life Sciences		Mathematical Literacy		Mathematics		Physical Sciences			
					Wrote	% Achieved at 30% and above	Wrote	% Achieved at 30% and above	Wrote	% Achieved at 30% and above	Wrote	% Achieved at 30% and above	Wrote	% Achieved at 30% and above	Wrote	% Achieved at 30% and above	Wrote	% Achieved at 30% and above	Wrote	% Achieved at 30% and above	Wrote	% Achieved at 30% and above	Wrote	% Achieved at 30% and above	Wrote	% Achieved at 30% and above	Wrote	% Achieved at 30% and above
					NGCOBO	4131017	Zululiyazongoma Senior Secondary	N	1	17	41.2	77	93.5	17	76.5	18	100.0	111	100.0	77	77.9			94	98.9	47	97.9	65
4131018	Zwelihle Senior Secondary	N	1	23		17.4	17	70.6	23	47.8	23	73.9	76	94.7	53	41.5	17	70.6	36	91.7	45	68.9	31	19.4	36	50.0		
4131019	Zwelivumile Senior Secondary	N	1	14		50.0	6	100.0	14	57.1	35	65.7	56	94.6	36	77.8	21	14.3	21	95.2	21	85.7	35	22.9	21	85.7		
PORTELIZABETH	4221002	Alexander Road High	N	5	43	100.0			89	97.8					30	100.0	36	100.0	132	97.0	85	100.0	130	96.9	81	100.0		
	4221003	Arcadia Senior Secondary	N	3	5	100.0			25	32.0			60	100.0	17	35.3	41	95.1	39	59.0	54	90.7	7	42.9	7	28.6		
	4221004	Bertram Secondary	N	3	37	67.6			77	61.0			122	100.0	83	59.0	7	42.9	83	71.1	91	87.9	31	51.6	18	94.4		
	4221005	Bethelsdorp Comprehensive	N	3	21	90.5			85	63.5			66	100.0	33	69.7	92	90.2	45	73.3	92	93.5	45	51.1	32	40.6		
	4221006	Booyesen Park Secondary	N	3	17	64.7			55	70.9			33	100.0	52	76.9	28	100.0	30	80.0	53	94.3	9	33.3	4	75.0		
	4222081	Brylin High	N		9	100.0			33	100.0									24	79.2	31	100.0	8	100.0	4	100.0		
	4223007	Cape Recife High	N						29	100.0			9	100.0	10	100.0			18	72.2	19	100.0	10	60.0				
	4221008	Chapman High	N	4	6	100.0			119	89.9			73	100.0	20	80.0	88	93.2	39	79.5	111	97.3	24	45.8	16	50.0		
	4221009	Chatty Senior Secondary	N	5	24	45.8			57	35.1	40	7.5	66	100.0	12	8.3	16	81.3	20	55.0	61	73.8	5	40.0				
	4221010	Chubekile Senior Secondary	N	3	51	11.8			44	63.6	44	18.2	91	95.6	40	37.5	29	69.0	47	34.0	71	70.4	20	30.0	18	38.9		
	4221011	Cingani High	N	3	5	80.0			86	27.9	47	21.3	132	99.2	85	37.6	24	58.3	46	54.3	106	50.9	26	46.2	22	63.6		
	4221012	Collegiate Girls High	N	5	31	100.0									26	100.0	57	100.0	99	100.0	49	100.0	90	97.8	48	100.0		
	4221013	Coselelani Senior Secondary	N	3	4	25.0			13	100.0	4	75.0	27	100.0	14	78.6	14	71.4	23	17.4	14	100.0	13	76.9	9	22.2		
	4221014	Cowan High	N	3	29	72.4			60	95.0	58	63.8	168	100.0	35	54.3	55	94.5	68	66.2	111	76.6	57	47.4	54	37.0		

District Name	Centre no	Centre name	Dinaledi	Quintile	Accounting		Agricultural Sciences		Business Studies		Economics		English (FAL)		Geography		History		Life Sciences		Mathematical Literacy		Mathematics		Physical Sciences			
					Wrote	% Achieved at 30% and above	Wrote	% Achieved at 30% and above	Wrote	% Achieved at 30% and above	Wrote	% Achieved at 30% and above	Wrote	% Achieved at 30% and above	Wrote	% Achieved at 30% and above	Wrote	% Achieved at 30% and above	Wrote	% Achieved at 30% and above	Wrote	% Achieved at 30% and above	Wrote	% Achieved at 30% and above	Wrote	% Achieved at 30% and above	Wrote	% Achieved at 30% and above
					NGCOBO	4221015	David Livingstone Senior Secondary	N	3	4	75.0			35	60.0	22	59.1	31	100.0					31	35.5	48	79.2	5
4221016	Ddt Jabavu High	N	3	8		25.0			16	56.3	16	31.3	53	100.0	23	26.1	15	80.0	34	20.6	31	58.1	23	13.0	19	15.8		
4221017	Douglas Mbopa Senior Secondary	N	3	51		84.3			58	87.9	38	57.9	158	100.0	76	64.5	53	96.2	80	56.3	100	92.0	59	59.3	45	73.3		
4221018	E.Z Kabane High	N	3	25		52.0			15	80.0	15	60.0	50	100.0	26	46.2	26	88.5	35	40.0	26	80.8	25	20.0	10	30.0		
4222019	Ed-U-College High	N		8		50.0			28	92.9			5	100.0	14	57.1			28	60.7	26	88.5	12	8.3	7	0.0		
4221021	Ethembeni Enrichment Centre	N	5	19		100.0			65	100.0			76	100.0	20	95.0	37	100.0	76	67.1	49	100.0	27	88.9	11	90.9		
4221022	Gelvandale High	N	4	37		78.4			77	89.6			44	100.0	107	70.1	33	93.9	120	52.5	94	94.7	71	36.6	40	65.0		
4221023	Gqebera Senior Scondary	N	3	12		8.3			38	97.4	16	68.8	48	100.0	8	37.5	36	97.2	26	96.2	48	91.7						
4221024	Grey Boys	N	5	62		96.8			82	98.8					27	100.0	97	100.0	106	100.0	37	100.0	145	100.0	79	98.7		
4221025	Hillside Secondary Odary	N	3	28		25.0			50	66.0	39	43.6	33	100.0	55	60.0	37	81.1	43	48.8	80	91.3	8	100.0	12	58.3		
4221026	Hoerskool Andrew Rabie	N	5	18		77.8			30	93.3			58	100.0	16	87.5			49	75.5	54	96.3	22	81.8	13	92.3		
4221027	Hoerskool Cillie	N	3	17		88.2			58	67.2			124	100.0	18	77.8	14	85.7	56	66.1	101	93.1	23	82.6	13	61.5		
4221028	Hoerskool D.F Malherbe	N	5	17		94.1			13	100.0			62	100.0	10	100.0	11	100.0	58	79.3	46	100.0	43	83.7	27	92.6		
4221029	Hoerskool Framesby	N	5	71		94.4			91	95.6			201	100.0	18	83.3			106	94.3	114	99.1	101	99.0	52	100.0		
4221030	Hoerskool Otto Du Plessis	N	5	20		70.0			70	81.4			131	100.0	30	80.0			34	44.1	121	93.4	10	70.0	12	66.7		
4221038	Ikhwezi Lomso Comprehensive	N	3	113	33.6			204	69.1	72	70.8	256	100.0					48	66.7	141	85.8	116	37.9	99	39.4			

District Name	Centre no	Centre name	Dinaledi	Quintile	Accounting		Agricultural Sciences		Business Studies		Economics		English (FAL)		Geography		History		Life Sciences		Mathematical Literacy		Mathematics		Physical Sciences			
					Wrote	% Achieved at 30% and above	Wrote	% Achieved at 30% and above	Wrote	% Achieved at 30% and above	Wrote	% Achieved at 30% and above	Wrote	% Achieved at 30% and above	Wrote	% Achieved at 30% and above	Wrote	% Achieved at 30% and above	Wrote	% Achieved at 30% and above	Wrote	% Achieved at 30% and above	Wrote	% Achieved at 30% and above	Wrote	% Achieved at 30% and above	Wrote	% Achieved at 30% and above
					NGCOBO	4222032	Insight Learning Centre & College	N		1	100.0			12	58.3			2	100.0	1	100.0	3	100.0	2	100.0	15	93.3	3
4221033	Ithembelihle Comprehensive	N	3	4		100.0			27	70.4	26	26.9	126	100.0			19	78.9	38	31.6	95	52.6	31	19.4	25	64.0		
4221034	James Jolobe Senior Secondary	N	3	44		13.6			13	61.5	44	18.2	93	97.8	46	58.7	34	91.2	30	16.7	79	64.6	14	14.3	9	11.1		
4222035	Kabega Christelike Skool	N		5		100.0			6	100.0									10	70.0	6	100.0	7	85.7	7	57.1		
4223036	Khanyisa School For The Blind	N							4	100.0	4	75.0	4	100.0							4	25.0						
4221037	Khumbulani High	N	3	42		54.8			42	92.9	42	52.4	77	100.0	27	74.1	21	81.0	27	51.9	42	64.3	48	35.4	27	55.6		
4221039	Kwamagxaki High	N	3						46	54.3	32	37.5	66	100.0	20	95.0	17	100.0	29	62.1	58	87.9	8	25.0	6	83.3		
4221040	Kwazakhele High	N	3	59		15.3			59	59.3	36	22.2	123	99.2	50	46.0	39	89.7	50	32.0	90	78.9	33	57.6	14	64.3		
4221041	Lawson Brown High	N	3	29		93.1			68	95.6					21	81.0	56	100.0	98	77.6	68	100.0	55	67.3	35	88.6		
4222042	Linkside High	N	5	51		88.2			86	97.7	54	88.9	42	100.0					56	87.5	101	100.0	40	87.5	25	88.0		
4221043	Loyiso Senior Secondary	N	3	42		33.3			49	67.3	36	11.1	91	100.0	26	50.0	20	55.0	44	34.1	73	91.8	20	40.0	12	75.0		
4221044	Lungisa High	N	3	36		55.6			77	63.6	59	54.2	111	100.0	53	79.2	22	86.4	25	84.0	50	78.0	61	31.1	34	50.0		
4221045	Lwandlekazi High	N	3	16		0.0			16	56.3	16	31.3	34	100.0	18	33.3	9	33.3	18	27.8	23	69.6	11	18.2	9	22.2		
4221046	Lwazilwethu Senior Secondary	N	3	16		18.8			16	62.5	32	46.9	32	100.0	11	81.8	11	90.9	5	100.0	27	88.9	5	100.0	5	40.0		
4221047	Masibambane Senior Secondary	N	3	17		70.6			86	54.7	40	40.0	97	100.0	34	61.8			31	35.5	84	86.9	13	76.9	13	76.9		
4221048	Masiphathisane Senior Secondary	N	3	31		61.3			63	96.8	43	74.4	160	100.0	77	71.4	27	92.6	85	55.3	80	93.8	81	44.4	61	41.0		

District Name	Centre no	Centre name	Dinaledi	Quintile	Accounting		Agricultural Sciences		Business Studies		Economics		English (FAL)		Geography		History		Life Sciences		Mathematical Literacy		Mathematics		Physical Sciences			
					Wrote	% Achieved at 30% and above	Wrote	% Achieved at 30% and above	Wrote	% Achieved at 30% and above	Wrote	% Achieved at 30% and above	Wrote	% Achieved at 30% and above	Wrote	% Achieved at 30% and above	Wrote	% Achieved at 30% and above	Wrote	% Achieved at 30% and above	Wrote	% Achieved at 30% and above	Wrote	% Achieved at 30% and above	Wrote	% Achieved at 30% and above	Wrote	% Achieved at 30% and above
					NGCOBO	4221049	Mfesane Senior Secondary	N	3	13	46.2	30	66.7	13	100.0	13	84.6	76	100.0	63	69.8	16	100.0	47	34.0	56	96.4	20
4221050	Morningside High	N	5	25		56.0			60	81.7					92	76.1			75	66.7	54	96.3	42	38.1	36	72.2		
4221051	Motherwell High	N	3	6		66.7			38	42.1	28	39.3	80	100.0	14	57.1	7	100.0	42	45.2	56	75.0	24	25.0	11	81.8		
4221052	Mzontsundu Senior Secondary	N	3	21		42.9			32	71.9	32	53.1	69	100.0	30	66.7	13	38.5	32	34.4	48	85.4	21	57.1	24	20.8		
4222053	Nasruddin Islamic High	N		3		100.0			14	100.0									36	97.2	9	100.0	29	86.2	24	91.7		
4221054	Ncedo Senior Secondary	N	3	19		52.6			21	76.2	17	52.9	48	100.0	27	59.3	22	95.5	13	61.5	41	92.7	7	85.7	7	85.7		
4221055	Ndyebo Senior Secondary	N	3	25		92.0			60	78.3	37	86.5	100	100.0	49	53.1	47	91.5	40	60.0	72	93.1	28	46.4	19	52.6		
4221056	Ndzondelelo High	N	3	41		34.1			110	80.0	86	54.7	185	100.0	76	38.2	54	85.2	47	80.9	127	70.1	59	45.8	16	100.0		
4221057	Newell Public Secondary	N	3	41		48.8			40	72.5			126	99.2	69	42.0	35	80.0	89	48.3	44	79.5	81	22.2	56	62.5		
4221031	Newton T.H.S	N	5						48	97.9			24	100.0							38	100.0	83	47.0	48	62.5		
4223058	Northern Lights	N		5		80.0			18	83.3	1	100.0	11	100.0	9	88.9	3	0.0	16	50.0	21	90.5	9	33.3	6	50.0		
4221059	Paterson High	N	4	37		73.0			83	67.5	17	70.6	39	100.0	25	88.0			54	61.1	84	91.7	15	53.3	16	81.3		
4221060	Pearson High	N	5	56		100.0			115	100.0			23	100.0	32	96.9	69	100.0	83	100.0	47	100.0	131	92.4	87	97.7		
4221061	Phakamisa Senior Secondary	N	3	23		17.4			37	67.6	23	21.7	73	100.0	13	100.0	15	80.0	38	84.2	43	76.7	32	40.6	37	35.1		
4221062	Qaphelani Senior Secondary	N	3	6		83.3			35	71.4	35	28.6	76	100.0	29	51.7	5	100.0	41	31.7	63	73.0	13	61.5	13	38.5		
4221063	Sakhisizwe Senior Secondary	N	3	6		66.7			7	71.4	6	33.3	30	100.0	21	61.9	12	91.7	12	66.7	16	87.5	14	35.7	12	41.7		
4221064	Sanctor High	N	3	28		75.0			104	81.7			45	100.0	29	96.6			140	74.3	87	98.9	56	69.6	39	59.0		

District Name	Centre no	Centre name	Dinaledi	Quintile	Accounting		Agricultural Sciences		Business Studies		Economics		English (FAL)		Geography		History		Life Sciences		Mathematical Literacy		Mathematics		Physical Sciences			
					Wrote	% Achieved at 30% and above	Wrote	% Achieved at 30% and above	Wrote	% Achieved at 30% and above	Wrote	% Achieved at 30% and above	Wrote	% Achieved at 30% and above	Wrote	% Achieved at 30% and above	Wrote	% Achieved at 30% and above	Wrote	% Achieved at 30% and above	Wrote	% Achieved at 30% and above	Wrote	% Achieved at 30% and above	Wrote	% Achieved at 30% and above	Wrote	% Achieved at 30% and above
					NGCOBO	4221065	Sek Mqhayi Senior Secondary	N	3	11	45.5			17	100.0	15	66.7	28	100.0	17	82.4	5	100.0	11	54.5	15	93.3	13
4221066	Sophakama Senior Secondary	N	3						30	43.3	21	47.6	58	100.0	24	62.5	16	56.3	41	36.6	34	67.6	25	24.0	24	12.5		
4221067	Soqhayisa Senior Secondary	N	3	14		78.6			25	84.0	21	90.5	54	100.0	15	93.3	17	100.0	29	48.3	39	89.7	15	40.0	13	92.3		
4221087	St Albans	N		18		22.2			17	58.8	17	41.2	18	94.4							18	66.7						
4221068	St James Secondary	N	5	35		77.1			55	98.2			27	100.0			23	91.3	40	57.5	55	98.2	9	66.7	9	88.9		
4221069	St Thomas Senior Secondary	N	3	57		82.5			38	84.2					56	82.1			74	86.5	71	100.0	40	75.0	36	55.6		
4221070	Tamsanqa Secondary	N	3						18	16.7	29	34.5	54	100.0	19	10.5	26	15.4	26	11.5	44	52.3	10	0.0				
4221071	Tembalabantu Senior Secondary	N	3	26		19.2			28	42.9	28	35.7	85	100.0	56	44.6	26	50.0	60	35.0	46	63.0	39	38.5	30	33.3		
4222072	The Hill College	N							27	96.3							15	100.0	18	83.3	19	94.7	17	64.7	4	100.0		
4222073	Theodor Herzl High	N		8		100.0			5	100.0					8	100.0	12	100.0	28	100.0	4	100.0	32	100.0	26	100.0		
4221020	Thubelihle Senior Secondary	N	3	8		62.5	9	88.9	9	100.0	9	77.8	31	100.0	16	56.3	14	100.0	22	54.5	25	80.0	6	50.0	5	40.0		
4221074	Tyhilulwazi Senior Secondary	N	3	18		33.3			29	72.4	22	40.9	48	97.9	31	64.5	7	42.9	27	55.6	32	84.4	17	35.3	13	46.2		
4221075	Victoria Park High	N	5	42		95.2			106	98.1					41	92.7	30	100.0	77	94.8	109	100.0	85	97.6	68	89.7		
4221076	Vulumzi Senior Secondary	N	3	10		30.0	16	62.5	23	65.2	22	36.4	54	100.0	24	37.5	13	53.8	17	52.9	46	58.7	8	25.0	9	44.4		
4221077	Walmer High	N	3	56		60.7			86	68.6	86	68.6	162	100.0	75	60.0	83	61.4	77	31.2	138	73.2	25	44.0	24	54.2		
4221078	Westering High	N	5	28		100.0			88	100.0					28	96.4	30	96.7	101	98.0	76	100.0	88	94.3	50	92.0		
4221079	Westville Secondary	N	5	36		83.3			106	81.1			42	100.0	38	76.3	59	89.8	58	51.7	114	97.4	25	24.0	10	60.0		
4221080	Woolhope Secondary	N	4	43		58.1			92	89.1			59	100.0	58	67.2	43	65.1	58	93.1	118	87.3	34	58.8	29	58.6		

District Name	Centre no	Centre name	Dinaledi	Quintile	Accounting		Agricultural Sciences		Business Studies		Economics		English (FAL)		Geography		History		Life Sciences		Mathematical Literacy		Mathematics		Physical Sciences			
					Wrote	% Achieved at 30% and above	Wrote	% Achieved at 30% and above	Wrote	% Achieved at 30% and above	Wrote	% Achieved at 30% and above	Wrote	% Achieved at 30% and above	Wrote	% Achieved at 30% and above	Wrote	% Achieved at 30% and above	Wrote	% Achieved at 30% and above	Wrote	% Achieved at 30% and above	Wrote	% Achieved at 30% and above	Wrote	% Achieved at 30% and above	Wrote	% Achieved at 30% and above
					QUEENSTOWN	4071001	Abambo High	N	2	14	35.7	37	86.5	28	64.3	77	66.2	94	98.9	25	60.0			41	70.7	62	83.9	32
	4071002	Bulelani Senior Secondary	N	3	28	96.4	28	92.9	83	71.1	28	89.3	129	100.0	29	82.8	36	83.3	32	96.9	69	97.1	60	43.3	32	56.3		
	4071003	Ekuphumleni High	N	3	7	100.0	33	66.7	45	51.1	36	25.0	93	98.9	25	56.0	22	90.9	24	50.0	77	81.8	16	6.3	5	40.0		
	4071004	Funda High	N	3	24	12.5	43	72.1	24	50.0	23	65.2	112	100.0	15	53.3	21	66.7	74	70.3	75	74.7	37	75.7	48	47.9		
	4072043	Get Ahead	N		32	93.8			39	94.9					19	94.7			36	88.9	26	96.2	49	75.5	31	100.0		
	4071005	Hewu	N	3			43	60.5					43	95.3	28	42.9			24	54.2	28	50.0	15	13.3	15	20.0		
	4071006	Hexagon High	N	5					56	100.0					44	97.7			78	89.7	35	100.0	53	96.2	42	78.6		
	4071007	Hoerskool Hangklip	N	5	10	50.0			15	73.3			45	100.0	17	94.1			17	100.0	28	100.0	17	58.8	13	92.3		
	4071008	Joe Slovo Freedom High	N	3	21	52.4	15	100.0	21	52.4	21	42.9	74	98.6	38	47.4	38	42.1	15	73.3	44	59.1	30	23.3	15	33.3		
	4071009	John Noah High	N	3	12	25.0	9	88.9	26	26.9	12	16.7	82	97.6	59	40.7	30	73.3	39	35.9	75	44.0	8	50.0	7	85.7		
	4071010	Khanya High	N	3	12	25.0			13	23.1	13	38.5	64	81.3	12	41.7	32	28.1	51	23.5	57	45.6	7	14.3	7	0.0		
	4071011	Kwa-Komani Comp.	N	3	48	47.9			31	77.4	41	43.9	214	100.0	55	63.6	55	58.2	127	57.5	93	83.9	122	38.5	105	36.2		
	4071012	Lavelilanga Senior Secondary	N	3									22	95.5	13	15.4	13	53.8	9	33.3	22	45.5			3	0.0		
	4071013	Lingelihle Senior Secondary	N	3	24	54.2	10	90.0	35	82.9	24	87.5	106	100.0	45	88.9	11	90.9	52	51.9	89	89.9	19	73.7	19	73.7		
	4071014	Luvuyo Lerumo	N	3	26	34.6			78	62.8			104	100.0	51	70.6	49	87.8	61	63.9	80	92.5	25	44.0	16	18.8		
	4071015	Manzezulu Senior Secondary	N	3	15	33.3	15	93.3	30	73.3			47	97.9	18	72.2			17	58.8	37	83.8	10	30.0	11	27.3		
	4071016	Maria Louw High	N	5	31	48.4			72	88.9	41	78.0	43	100.0	108	83.3	40	82.5	98	70.4	99	96.0	40	82.5	27	85.2		
	4071017	Mhlotshana Senior Secondary	N	3	16	12.5	16	68.8	21	42.9	6	16.7	37	100.0					21	33.3	31	71.0	6	16.7	9	11.1		
	4071018	Molteno High	N	4	6	66.7			17	64.7			1	100.0	3	66.7			7	85.7	12	91.7	6	33.3	1	0.0		

District Name	Centre no	Centre name	Dinaledi	Quintile	Accounting		Agricultural Sciences		Business Studies		Economics		English (FAL)		Geography		History		Life Sciences		Mathematical Literacy		Mathematics		Physical Sciences			
					Wrote	% Achieved at 30% and above	Wrote	% Achieved at 30% and above	Wrote	% Achieved at 30% and above	Wrote	% Achieved at 30% and above	Wrote	% Achieved at 30% and above	Wrote	% Achieved at 30% and above	Wrote	% Achieved at 30% and above	Wrote	% Achieved at 30% and above	Wrote	% Achieved at 30% and above	Wrote	% Achieved at 30% and above	Wrote	% Achieved at 30% and above	Wrote	% Achieved at 30% and above
					QUEENSTOWN	4071019	Mzamomhle High	N	2								16	87.5	16	56.3			16	25.0	13	61.5	3	33.3
	4071020	N. Motman Public	N	3	16	50.0			13	69.2	35	51.4	64	98.4	34	47.1	24	75.0	28	32.1	44	63.6	20	20.0	10	40.0		
	4071021	Ndlovukazi High	N	3	16	43.8	34	88.2	16	68.8	27	40.7	56	98.2	30	66.7	15	73.3	13	84.6	51	68.6	6	100.0	6	83.3		
	4071022	Ngubengcuka Senior Secondary	N	3	19	21.1			38	44.7	25	24.0	66	95.5	26	30.8			40	20.0	47	48.9	19	10.5	9	0.0		
	4071023	Nkwanca High	N	3	37	59.5	21	100.0	37	64.9	28	64.3	101	100.0	18	77.8	24	91.7	46	80.4	42	88.1	59	39.0	22	95.5		
	4071024	Nompumelelo High	N	3	23	13.0	40	70.0	23	30.4	23	34.8	87	100.0	24	83.3	20	90.0	64	64.1	58	82.8	28	28.6	27	37.0		
	4071025	Nomzi Senior Secondary	N	2			3	100.0			5	20.0	8	87.5	8	25.0			3	66.7	8	62.5						
	4071026	Ntunja Senior Secondary	N	3			18	44.4	36	41.7	28	25.0	38	97.4	20	70.0			11	36.4	28	50.0	10	20.0	1	0.0		
	4072027	Olivet Private	N		2	100.0			4	100.0	8	100.0	3	100.0					4	100.0	1	100.0	7	57.1	3	66.7		
	4071028	Phakamani Senior Secondary	N	2			18	94.4	7	85.7	11	72.7	18	100.0					8	100.0	6	83.3	12	66.7	10	70.0		
	4071029	Queen'S College Boys' High	N	5	39	97.4			70	98.6					31	100.0	36	100.0	58	100.0	36	100.0	73	89.0	29	100.0		
	4071030	Queenstown Girls High	N	5	45	100.0			64	100.0					22	100.0	34	100.0	53	100.0	29	100.0	61	100.0	23	100.0		
	4072031	Royal Academy	N		27	48.1			30	96.7					12	91.7	17	100.0	22	90.9	25	96.0	14	64.3	9	100.0		
	4071032	Sibonile Senior Secondary	N	3			22	77.3					22	95.5	13	38.5			22	86.4	13	69.2	9	66.7				
	4071033	Sibuyele Combined	N	2	8	25.0	9	77.8	16	62.5	8	12.5	24	100.0	3	33.3	3	33.3	14	64.3	11	63.6	14	7.1	14	57.1		
	4071034	Sijongephambili	N	3	10	20.0	9	55.6	18	22.2	26	30.8	35	100.0			12	41.7	12	33.3	35	45.7			5	0.0		
	4071035	Siyaphakama Senior Secondary	N	3	18	38.9	14	71.4	18	55.6	18	44.4	45	100.0	13	15.4	16	31.3	27	14.8	29	75.9	16	0.0	11	0.0		
	4071036	Sovuka Sikhanye High	N	2			26	38.5					26	96.2	25	36.0			26	26.9	21	95.2	5	80.0	1	100.0		

District Name	Centre no	Centre name	Dinaledi	Quintile	Accounting		Agricultural Sciences		Business Studies		Economics		English (FAL)		Geography		History		Life Sciences		Mathematical Literacy		Mathematics		Physical Sciences			
					Wrote	% Achieved at 30% and above	Wrote	% Achieved at 30% and above	Wrote	% Achieved at 30% and above	Wrote	% Achieved at 30% and above	Wrote	% Achieved at 30% and above	Wrote	% Achieved at 30% and above	Wrote	% Achieved at 30% and above	Wrote	% Achieved at 30% and above	Wrote	% Achieved at 30% and above	Wrote	% Achieved at 30% and above	Wrote	% Achieved at 30% and above	Wrote	% Achieved at 30% and above
					QUEENSTOWN	4071037	Soyisile Senior Secondary	N	2			39	66.7	22	68.2	47	44.7	47	100.0					25	84.0	37	89.2	10
	4071038	Velalanga Senior Secondary	N	3	6	16.7	7	100.0	6	83.3	6	50.0	14	100.0	8	62.5			8	50.0	12	83.3	2	50.0	1	100.0		
	4071039	Vuselela Combined	N	2	13	23.1	38	71.1	13	61.5	13	38.5	51	94.1			19	78.9	38	44.7	33	60.6	18	22.2	19	21.1		
	4071040	W.B.Rubusana Senior Secondary	N	3	27	29.6	30	40.0	55	78.2	27	40.7	114	100.0	74	67.6	48	66.7	42	50.0	95	76.8	18	22.2	11	63.6		
	4071041	Zamokuhle Senior Secondary	N	3			15	80.0	7	57.1	7	42.9	20	100.0			5	100.0	8	62.5	11	81.8	9	22.2	8	37.5		
	4071042	Zweledinga High	N	2									72	93.1	43	41.9			59	42.4	44	77.3	28	57.1	30	60.0		
QUMBU	4111001	Bele Zingcuka Technical College	N	3	18	50.0			18	88.9	18	72.2	66	98.5							34	88.2	31	35.5	48	35.4		
	4111002	Cameron Ngudle Senior Secondary	N	2	20	95.0			20	100.0	20	100.0	35	100.0	15	100.0			15	100.0			35	80.0	15	93.3		
	4111003	Daluhlanga Senior Secondary	N	1	5	60.0	37	64.9	29	62.1	29	55.2	42	100.0					13	84.6	24	87.5	18	16.7	13	61.5		
	4111004	Dilizintaba Senior Secondary	N	2			39	84.6					73	98.6	48	66.7	15	93.3	67	59.7	32	34.4	41	14.6	18	22.2		
	4111005	Dweba Senior Secondary	N	1	20	80.0	34	100.0	20	100.0	20	90.0	54	100.0					13	84.6			54	72.2	34	35.3		
	4111006	Gcisa Senior Secondary	N	2	12	75.0	20	95.0	12	91.7	12	83.3	32	100.0					20	90.0			32	15.6	20	55.0		
	4111007	Jongilizwe Senior Secondary	N	3	35	51.4	22	77.3	35	20.0	35	28.6	79	87.3	22	40.9			44	22.7	35	62.9	44	2.3	44	4.5		
	4111008	Joubert Ludidi Senior Secondary	N	2	20	55.0	13	76.9	20	70.0	20	65.0	104	86.5	49	36.7	40	57.5	34	26.5	40	57.5	64	15.6	44	27.3		

District Name	Centre no	Centre name	Dinaledi	Quintile	Accounting		Agricultural Sciences		Business Studies		Economics		English (FAL)		Geography		History		Life Sciences		Mathematical Literacy		Mathematics		Physical Sciences			
					Wrote	% Achieved at 30% and above	Wrote	% Achieved at 30% and above	Wrote	% Achieved at 30% and above	Wrote	% Achieved at 30% and above	Wrote	% Achieved at 30% and above	Wrote	% Achieved at 30% and above	Wrote	% Achieved at 30% and above	Wrote	% Achieved at 30% and above	Wrote	% Achieved at 30% and above	Wrote	% Achieved at 30% and above	Wrote	% Achieved at 30% and above	Wrote	% Achieved at 30% and above
					QUMBU	4111009	Kt Mchasana Senior Secondary	Y	3	29	72.4	20	100.0	29	89.7	29	93.1	123	100.0	74	86.5	21	100.0	94	85.1	42	95.2	81
4111010	Little Flower Senior Secondary	Y	4	31		87.1			30	100.0	31	96.8	174	100.0	144	84.0			144	76.4			175	55.4	144	72.2		
4111011	Lutuka Senior Secondary School	N	3	22		77.3	33	97.0	22	86.4	58	58.6	163	100.0	73	76.7	80	92.5	141	39.0	81	85.2	83	47.0	61	60.7		
4111012	Mtengwane Senior Secondary	N	2	20		40.0	16	62.5	20	45.0	27	48.1	51	96.1	15	73.3	15	60.0	31	32.3	32	62.5	19	0.0	9	44.4		
4111013	Nqwiliso Senior Secondary	N	1	39		35.9			81	59.3	39	33.3	189	95.2	106	52.8	44	81.8	108	35.2	106	66.0	84	27.4	64	39.1		
4111014	Qumbu Technical High	Y	2	4		75.0			4	100.0	4	75.0	83	96.4	51	52.9					27	77.8	57	22.8	29	44.8		
4111015	Qumbu Village Senior Secondary	N	4	46		78.3	79	88.6	46	78.3	46	84.8	197	100.0	72	63.9	30	100.0	121	55.4			198	16.7	121	23.1		
4111028	Reuben Ntuli Senior Secondary	N	3				27	100.0					122	88.5	95	35.8	83	56.6	122	30.3	82	39.0	40	17.5	39	35.9		
4111016	Sandy Majeke Senior Secondary	N	3	25		36.0	8	100.0	25	44.0	25	32.0	32	100.0					8	37.5			33	0.0	8	25.0		
4111017	Shawbery Senior Secondary	N	2	37		37.8	52	94.2	37	59.5	37	43.2	120	100.0	31	80.6	27	96.3	83	77.1	27	63.0	93	2.2	56	53.6		
4111018	Somagunya Senior Secondary	N	2										64	98.4	64	70.3	19	89.5	64	57.8	18	50.0	45	33.3	45	84.4		
4111019	St Bartholomews Senior Secondary	N	2	5		100.0	41	95.1	5	80.0	5	100.0	71	100.0	32	100.0	12	91.7	54	85.2	45	86.7	26	92.3	54	51.9		
4111020	St Cuthberths Senior Secondary	N	3	25		68.0			12	58.3	12	83.3	39	100.0	5	60.0	5	100.0	23	78.3	14	85.7	25	44.0	13	69.2		
4111021	Sulenkama Senior Secondary	N	2				23	82.6					44	100.0	8	75.0	15	46.7	44	72.7	21	71.4	23	52.2	21	61.9		

District Name	Centre no	Centre name	Dinaledi	Quintile	Accounting		Agricultural Sciences		Business Studies		Economics		English (FAL)		Geography		History		Life Sciences		Mathematical Literacy		Mathematics		Physical Sciences			
					Wrote	% Achieved at 30% and above	Wrote	% Achieved at 30% and above	Wrote	% Achieved at 30% and above	Wrote	% Achieved at 30% and above	Wrote	% Achieved at 30% and above	Wrote	% Achieved at 30% and above	Wrote	% Achieved at 30% and above	Wrote	% Achieved at 30% and above	Wrote	% Achieved at 30% and above	Wrote	% Achieved at 30% and above	Wrote	% Achieved at 30% and above	Wrote	% Achieved at 30% and above
					QUMBU	4111022	Tandani Senior Secondary	N	2	3	66.7	59	84.7					89	97.8	47	76.6	39	61.5	89	70.8	42	66.7	47
4111023	Tolweni Senior Secondary	N	1	72		5.6	30	66.7	72	18.1	72	15.3	286	69.2	214	21.0	126	27.8	184	23.4	127	22.0	159	1.9	87	27.6		
4111024	Tshongweni Senior Secondary	N	3										48	97.9			23	87.0	48	43.8	20	70.0	28	42.9	25	48.0		
4111025	Tsolo High	N	3	29		34.5			29	75.9	29	58.6	55	96.4	26	73.1			26	69.2			55	7.3	26	7.7		
4111026	Upper Culunca Senior Secondary	N	1				33	63.6					33	90.9			22	81.8	33	42.4	22	54.5	11	18.2	11	72.7		
4111027	Welsh Senior Secondary	N	1	29		34.5	26	73.1	29	24.1	29	17.2	88	94.3	57	31.6	24	66.7	35	25.7	46	52.2	42	4.8	35	25.7		
STERKSPRUIT	4061001	Aliwal North High	N	5	13	100.0	17	100.0	50	98.0			39	100.0	27	88.9	24	95.8	44	100.0	50	100.0	28	96.4	14	100.0		
	4061002	Barkly East High	N	4	2	100.0			13	100.0									16	87.5	9	100.0	16	75.0	12	75.0		
	4061003	Bishop Demont Secondary	N	3	6	33.3			43	97.7	11	81.8	15	100.0	49	75.5	30	100.0	14	64.3	42	97.6	13	7.7	12	16.7		
	4061004	Blikana Senior Secondary	N	2			14	42.9					69	97.1	60	55.0	27	55.6	42	45.2	37	37.8	32	43.8	32	21.9		
	4061005	Burgersdorp High	N	4	11	100.0			21	76.2			35	100.0	7	100.0			21	90.5	33	100.0	15	100.0	10	100.0		
	4061006	Cebolethu High	N	3	11	45.5			11	27.3	11	36.4	11	90.9							10	80.0	1	0.0				
	4061007	Ebenzer Nyathi Senior Secondary	N	3	24	33.3	59	40.7	24	50.0	24	41.7	120	98.3	37	81.1	34	70.6	98	31.6	59	33.9	63	15.9	39	12.8		
	4061008	Egqili Senior Secondary	N	3	11	63.6	36	100.0	45	73.3	37	56.8	103	100.0	30	100.0	20	95.0	46	80.4	68	75.0	36	33.3	46	39.1		
	4061009	Ethembeni Secondary	N	3	4	25.0	21	76.2	12	58.3	12	50.0	64	98.4	31	45.2	41	63.4	11	36.4	50	58.0	14	7.1	11	18.2		
	4061010	Impumelelo Senior Secondary	N	3			21	57.1					72	95.8	45	100.0	43	65.1	56	60.7	44	81.8	28	28.6	26	100.0		

District Name	Centre no	Centre name	Dinaledi	Quintile	Accounting		Agricultural Sciences		Business Studies		Economics		English (FAL)		Geography		History		Life Sciences		Mathematical Literacy		Mathematics		Physical Sciences			
					Wrote	% Achieved at 30% and above	Wrote	% Achieved at 30% and above	Wrote	% Achieved at 30% and above	Wrote	% Achieved at 30% and above	Wrote	% Achieved at 30% and above	Wrote	% Achieved at 30% and above	Wrote	% Achieved at 30% and above	Wrote	% Achieved at 30% and above	Wrote	% Achieved at 30% and above	Wrote	% Achieved at 30% and above	Wrote	% Achieved at 30% and above	Wrote	% Achieved at 30% and above
					STERKSPRUIT	4061011	Jonas Goduka Senior Secondary	N	2	11	9.1	22	86.4	15	13.3	11	0.0	35	100.0					24	66.7	10	80.0	25
4061029	Lady Grey Academy	N	4	7		28.6			41	82.9			7	100.0	12	91.7			10	90.0	61	96.7	8	75.0	5	80.0		
4061012	Luvumelwano Senior Secondary	N	2	28		28.6	21	76.2	28	57.1	64	31.3	85	88.2	22	59.1			45	48.9	65	69.2	20	25.0	11	27.3		
4061013	Malcomess Secondary	N	3				18	94.4	29	82.8	29	41.4	88	95.5	31	9.7	42	59.5	29	51.7	70	62.9	19	36.8	18	50.0		
4061014	Malikhanye Senior Secondary	N	3	11		45.5	20	80.0	11	63.6	11	63.6	54	98.1	20	65.0	20	100.0	33	48.5	30	100.0	24	33.3	13	7.7		
4061030	Masakhane Senior Secondary	N	2	22		22.7	12	41.7	39	5.1	22	9.1	67	92.5	12	41.7	11	81.8	34	35.3	49	46.9	18	22.2	22	4.5		
4061015	Mehlomakhulu Senior Secondary	N	2	12		50.0			40	80.0	73	43.8	100	99.0	86	32.6			87	19.5	111	64.0	15	66.7	18	50.0		
4061016	Mzomhle Senior Secondary	N	2				23	60.9	22	45.5	22	18.2	61	100.0	38	63.2	29	82.8	39	46.2	51	62.7	10	40.0	10	10.0		
4061017	Nkululeko Senior Secondary	N	3	25		24.0	8	100.0	25	76.0	25	40.0	56	100.0	14	92.9	14	85.7	31	45.2	35	74.3	21	9.5	17	52.9		
4061018	Nompumelelo Senior Secondary	N	2				11	54.5					46	91.3	32	31.3	19	78.9	30	60.0	30	30.0	16	56.3	17	5.9		
4061019	Ntlalo Senior Secondary	N	3				2	50.0					27	100.0	14	42.9	14	57.1	25	40.0	22	86.4	5	60.0	13	38.5		
4061020	Nyathela Senior Secondary	N	2	20		35.0	80	48.8	20	65.0	20	40.0	137	98.5	64	39.1	27	74.1	90	54.4	27	25.9	110	6.4	90	23.3		
4061021	Phambili Mzontsundu Senior Secondary	N	3	12		25.0	19	63.2	14	50.0	12	33.3	31	93.5	10	40.0	11	27.3	10	80.0	23	56.5	8	12.5	5	60.0		
4061022	Rex Mdebuka Senior Secondary	N	3				16	100.0	12	66.7	12	41.7	35	100.0	8	75.0	8	75.0	16	50.0	20	55.0	16	12.5	16	12.5		

District Name	Centre no	Centre name	Dinaledi	Quintile	Accounting		Agricultural Sciences		Business Studies		Economics		English (FAL)		Geography		History		Life Sciences		Mathematical Literacy		Mathematics		Physical Sciences			
					Wrote	% Achieved at 30% and above	Wrote	% Achieved at 30% and above	Wrote	% Achieved at 30% and above	Wrote	% Achieved at 30% and above	Wrote	% Achieved at 30% and above	Wrote	% Achieved at 30% and above	Wrote	% Achieved at 30% and above	Wrote	% Achieved at 30% and above	Wrote	% Achieved at 30% and above	Wrote	% Achieved at 30% and above	Wrote	% Achieved at 30% and above	Wrote	% Achieved at 30% and above
					STERKSPRUIT																							
	4061023	Simphiwe Khethwa Secondary	N	3			14	57.1			27	11.1	41	97.6			27	51.9	14	21.4	27	25.9	14	21.4	14	21.4		
	4061024	Sivumelene Senior Secondary	N	1					19	15.8			39	94.9	39	35.9	20	15.0	39	28.2	39	48.7						
	4061025	St Teresa Senior Secondary	N	1			49	93.9					118	100.0	70	92.9	23	91.3	119	80.7	86	89.5	33	87.9	35	62.9		
	4062026	Sterkspruit Christian	N		2	100.0			16	87.5									18	61.1	16	100.0	4	100.0	4	50.0		
	4061027	Sterkspruit Senior Secondary	N	3	22	40.9	45	84.4	65	66.2	17	29.4	126	99.2	40	75.0	40	92.5	72	44.4	67	65.7	59	27.1	21	23.8		
	4061028	Tlokweng Senior Secondary	Y	1			58	94.8	30	93.3	30	70.0	233	99.6	131	90.1	72	90.3	184	71.7	93	71.0	140	42.9	131	65.6		
UITENHAGE																												
	4231001	Brandweg High	N	5	19	100.0			45	95.6			148	100.0	37	91.9	43	100.0	53	98.1	100	98.0	63	98.4	42	88.1		
	4231002	Daniel Pienaar Ths	N	5					60	83.3			92	100.0					3	100.0	53	98.1	78	88.5	71	50.7		
	4231003	Gamble Street Secondary	N	3	17	70.6			76	71.1	76	57.9	98	100.0	16	75.0	29	41.4	42	33.3	108	77.8	9	44.4	13	46.2		
	4232037	Global Leadership Academy	N		5	100.0			11	100.0			22	100.0			1	100.0	14	100.0	22	100.0	13	92.3	7	100.0		
	4231004	Hankey Senior Secondary	N	3	7	28.6			66	48.5	20	35.0	72	100.0	10	80.0	36	83.3	37	18.9	67	62.7	5	0.0	2	100.0		
	4231005	Hoerskool Despatch	N	5	44	88.6			68	89.7			139	100.0	5	80.0	69	95.7	46	67.4	106	100.0	41	87.8	19	89.5		
	4231006	Hoerskool Mc Lachlan	N	4	5	100.0	15	100.0	10	100.0			23	100.0					13	69.2	18	100.0	5	100.0	5	100.0		
	4231007	Hoerskool Nico Malan	N	5	35	100.0			102	94.1	18	94.4	123	100.0	38	92.1			49	100.0	105	99.0	75	94.7	32	100.0		
	4231008	Humansdorp Senior Secondary	N	3	27	85.2			65	60.0	111	62.2	264	100.0	87	73.6	34	70.6	63	68.3	230	83.0	34	70.6	23	60.9		
	4231009	John Walton Secondary	N	3	16	68.8			90	61.1	80	30.0	121	100.0	27	18.5	25	36.0	59	32.2	112	83.0	10	60.0	10	60.0		

District Name	Centre no	Centre name	Dinaledi	Quintile	Accounting		Agricultural Sciences		Business Studies		Economics		English (FAL)		Geography		History		Life Sciences		Mathematical Literacy		Mathematics		Physical Sciences			
					Wrote	% Achieved at 30% and above	Wrote	% Achieved at 30% and above	Wrote	% Achieved at 30% and above	Wrote	% Achieved at 30% and above	Wrote	% Achieved at 30% and above	Wrote	% Achieved at 30% and above	Wrote	% Achieved at 30% and above	Wrote	% Achieved at 30% and above	Wrote	% Achieved at 30% and above	Wrote	% Achieved at 30% and above	Wrote	% Achieved at 30% and above	Wrote	% Achieved at 30% and above
					UITENHAGE	4231010	Kirkwood High	N	4	12	83.3	9	88.9	16	100.0			24	100.0					17	88.2	20	100.0	13
4231011	Limekhaya Secondary	N	3	11		36.4	17	100.0	35	34.3	52	32.7	93	100.0	38	36.8	50	64.0	14	92.9	76	71.1	17	35.3	17	41.2		
4231012	Lungiso Public High	N	3	20		35.0			37	83.8			68	100.0	17	82.4	17	100.0	31	45.2	67	95.5	1	100.0	15	13.3		
4231013	Mary Mount Rc Secondary	N	5	14		21.4			43	55.8			64	100.0					21	81.0	44	72.7	20	55.0	18	55.6		
4231014	Mc Carthy Comprehensive	N	3	4		25.0			11	9.1	6	50.0	66	100.0	25	68.0	15	80.0	33	54.5	55	87.3	12	66.7	2	50.0		
4231016	Molly Blackburn Senior Secondary	Y	3	175		26.9			158	55.1	154	53.2	248	100.0	46	58.7	80	96.3	115	56.5	166	80.7	82	54.9	69	56.5		
4231017	Moses Madiba Senior Secondary	N	3	15		6.7			15	60.0	15	46.7	42	100.0	27	37.0	11	72.7	27	37.0	27	81.5	15	6.7	16	12.5		
4231018	Muir College Boys High	N	5	17		82.4			50	90.0					13	100.0	22	100.0	52	82.7	46	97.8	30	90.0	41	68.3		
4231019	Nkululeko Senior Secondary	N	3	20		20.0			95	38.9	31	19.4	177	94.9	136	40.4	52	32.7	142	34.5	138	44.2	38	28.9	30	10.0		
4231020	Patensie Secondary	N	3						5	40.0	5	0.0	26	96.2	27	22.2	23	78.3	21	9.5	27	44.4						
4231021	Paul Sauer High	N	4	7		100.0			15	100.0			25	100.0	8	100.0			20	75.0	19	94.7	11	100.0	7	85.7		
4231022	Phaphani Senior Secondary	N	3	16		37.5			18	22.2	18	100.0	68	98.5	49	57.1	21	81.0	51	29.4	33	51.5	36	8.3	34	20.6		
4231036	Qhayiyalethu F.E.T.	N	3	1		0.0			20	60.0			39	100.0	40	25.0			21	23.8	41	70.7						
4231023	Riebeek College Girls High	N	5	23		100.0			42	100.0					16	100.0	55	100.0	60	96.7	48	100.0	36	97.2	20	95.0		
4231024	Rocklands Intermediate	N	2						36	86.1			36	100.0			25	76.0	21	71.4	25	92.0	11	72.7	11	63.6		
4231025	Samkelwe Senior Secondary	N	3	9		0.0			26	84.6	9	88.9	37	100.0	11	90.9	9	88.9	28	39.3	15	100.0	22	13.6	19	15.8		
4231026	Sandisulwazi High	N	3	10		30.0			17	76.5	11	36.4	36	100.0	19	36.8	11	72.7	26	50.0	21	47.6	15	6.7	14	28.6		

District Name	Centre no	Centre name	Dinaledi	Quintile	Accounting		Agricultural Sciences		Business Studies		Economics		English (FAL)		Geography		History		Life Sciences		Mathematical Literacy		Mathematics		Physical Sciences			
					Wrote	% Achieved at 30% and above	Wrote	% Achieved at 30% and above	Wrote	% Achieved at 30% and above	Wrote	% Achieved at 30% and above	Wrote	% Achieved at 30% and above	Wrote	% Achieved at 30% and above	Wrote	% Achieved at 30% and above	Wrote	% Achieved at 30% and above	Wrote	% Achieved at 30% and above	Wrote	% Achieved at 30% and above	Wrote	% Achieved at 30% and above	Wrote	% Achieved at 30% and above
					UITENHAGE	4231027	Sisonke Senior Secondary	N	3	35	51.4			41	68.3	42	47.6	61	100.0	12	58.3	20	75.0	20	45.0	38	65.8	23
4231028	Solomon Mahlangu High	N	3	20		40.0	11	54.5	27	59.3	27	66.7	78	98.7	47	61.7	21	81.0	30	46.7	48	72.9	30	30.0	30	30.0		
4231029	St Colmcille Senior Secondary	N	3	13		38.5			20	55.0			42	100.0	22	45.5	29	82.8	7	85.7	29	79.3	13	0.0				
4231030	Strelitzia High	N	5	14		100.0			94	91.5	39	89.7	11	100.0					102	75.5	99	99.0	20	100.0	22	63.6		
4231031	Thanduxolo Senior Secondary	N	3	19		15.8			89	27.0	34	26.5	88	95.5			24	16.7	31	45.2	55	38.2	35	22.9	30	23.3		
4231032	Tinara High	N	3	9		11.1	7	71.4	10	40.0	14	42.9	26	100.0	10	50.0			17	70.6	20	90.0	6	33.3	11	36.4		
4231033	Uitenhage Senior Secondary	N	4	28		50.0			86	69.8	41	68.3	101	100.0	106	83.0	165	84.8	141	59.6	166	94.0	74	50.0	41	63.4		
4231034	V.M Kwinana Senior Secondary	N	3	13		7.7			26	76.9	7	14.3	55	100.0	23	60.9	4	100.0	23	21.7	34	88.2	21	9.5	10	20.0		
4231035	Zanolwazi Senior Secondary	N	3	1		0.0			30	60.0	1	0.0	47	100.0	42	38.1	26	65.4	42	23.8	25	88.0	23	8.7	8	12.5		

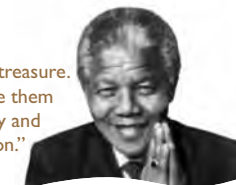
5.2 FREE STATE

DISTRICT LEVEL SUBJECT PERFORMANCE

District Name	Accounting		Agricultural Sciences		Business Studies		Economics		English (FAL)		Geography		History		Life Sciences		Mathematical Literacy		Mathematics		Physical Sciences	
	Wrote	%Achieved at 30% and above	Wrote	%Achieved at 30% and above	Wrote	%Achieved at 30% and above	Wrote	%Achieved at 30% and above	Wrote	%Achieved at 30% and above	Wrote	%Achieved at 30% and above	Wrote	%Achieved at 30% and above	Wrote	%Achieved at 30% and above	Wrote	%Achieved at 30% and above	Wrote	%Achieved at 30% and above	Wrote	%Achieved at 30% and above
FEZILE DABI	1 081	68.5	119	81.5	1 906	86.5	1 104	79.0	4 135	99.7	1 778	79.4	923	92.0	2 103	84.2	3 130	94.6	1 573	68.9	1 420	70.3
LEJWELEPUTSWA	1 579	67.7	158	91.1	2 565	86.6	1 850	77.0	4 777	99.9	2 052	85.6	931	90.1	2 345	82.6	3 780	94.3	1 841	67.8	1 613	72.4
MOTHEO	2 327	76.8	488	86.3	4 045	88.4	2 177	80.5	6 910	99.7	2 600	84.5	1 213	89.7	3 705	82.6	5 439	93.6	3 118	73.2	2 568	77.8
THABO MOFUTSANYANA	2 197	75.0	662	90.6	2 612	87.3	1 862	78.9	6 895	99.4	2 911	90.7	848	95.2	3 856	87.7	4 422	96.1	2 908	72.5	2 516	79.5
XHARIEP	195	67.7	26	100.0	493	81.9	177	88.1	1 035	99.7	467	77.9	323	94.7	512	74.6	848	93.4	189	65.6	171	67.8

SCHOOL LEVEL SUBJECT PERFORMANCE

District Name	Centre no	Centre name	Dinaledi	Quintile	Accounting		Agricultural Sciences		Business Studies		Economics		English (FAL)		Geography		History		Life Sciences		Mathematical Literacy		Mathematics		Physical Sciences	
					Wrote	% Achieved at 30% and above	Wrote	% Achieved at 30% and above	Wrote	% Achieved at 30% and above	Wrote	% Achieved at 30% and above	Wrote	% Achieved at 30% and above	Wrote	% Achieved at 30% and above	Wrote	% Achieved at 30% and above	Wrote	% Achieved at 30% and above	Wrote	% Achieved at 30% and above	Wrote	% Achieved at 30% and above	Wrote	% Achieved at 30% and above
FEZILE DABI	3202001	Afrikaanse Hskool Kroonstad	N	5	30	100.0			37	97.3	2	100.0	111	100.0					60	96.7	46	100.0	65	95.4	46	95.7
	3201001	Afrikaanse Hskool Sasolburg	N	5	17	82.4			69	91.3			107	100.0	49	93.9			53	100.0	79	100.0	62	88.7	54	83.3
	3201002	Barnard Molokoane Senior Secondary	N	1	28	75.0			28	96.4	28	82.1	116	100.0	61	100.0	44	100.0	25	100.0	72	97.2	44	63.6	44	56.8



District Name	Centre no	Centre name	Dinaledi	Quintile	Accounting		Agricultural Sciences		Business Studies		Economics		English (FAL)		Geography		History		Life Sciences		Mathematical Literacy		Mathematics		Physical Sciences			
					Wrote	% Achieved at 30% and above	Wrote	% Achieved at 30% and above	Wrote	% Achieved at 30% and above	Wrote	% Achieved at 30% and above	Wrote	% Achieved at 30% and above	Wrote	% Achieved at 30% and above	Wrote	% Achieved at 30% and above	Wrote	% Achieved at 30% and above	Wrote	% Achieved at 30% and above	Wrote	% Achieved at 30% and above	Wrote	% Achieved at 30% and above	Wrote	% Achieved at 30% and above
					FEZILE DABI	3202002	Bodibeng Senior Secondary	N	2	28	39.3			15	93.3	28	50.0	89	100.0	27	81.5	14	100.0	52	80.8	51	98.0	38
3202004	Boiphihlelo Senior Secondary	N	1	20		55.0			28	75.0			58	100.0	12	91.7	20	95.0	18	72.2	41	100.0	17	58.8	18	44.4		
3201004	Boitlamo Senior Secondary	N	1	56		53.6			55	92.7	74	87.8	119	100.0	50	82.0	18	100.0	46	82.6	72	98.6	48	58.3	46	84.8		
3201005	Bongane-Lebohang Senior Secondary	N	1						28	82.1	28	89.3	60	100.0	32	87.5	17	100.0	13	76.9	44	93.2	16	31.3	15	26.7		
3202005	Brentparkcombined	N	3						37	73.0			22	100.0	26	84.6	20	100.0	17	88.2	36	100.0	6	66.7	5	100.0		
3202006	Calculus Kollege Ci/S	N		10		70.0			28	96.4	20	95.0							15	73.3	26	100.0	9	44.4	7	57.1		
3201006	Cedar Senior Secondary	N	3	14		92.9			33	93.9	33	90.9	140	97.9	107	33.6	17	94.1	70	58.6	101	68.3	39	41.0	26	65.4		
3202009	Dr Reginald Cingocombineds	Y	3	31		77.4			47	68.1	42	69.0	146	100.0	52	80.8	30	60.0	81	91.4	71	98.6	75	54.7	69	50.7		
3202068	Eendracht Volksskool	N					5	100.0	3	100.0			9	100.0					5	100.0	2	100.0	7	85.7	5	60.0		
3201007	Falesizwe Senior Secondary	Y	1	30		70.0	33	69.7	30	86.7			170	100.0	83	56.6			90	74.4	143	95.8	27	81.5	61	31.1		
3202011	Heilbroncombined	N	5	7		100.0			15	100.0			46	100.0	18	100.0			27	85.2	25	100.0	21	95.2	13	100.0		
3201010	Hts Sasolburg	N	5	11		72.7			18	88.9			35	100.0					29	79.3	54	98.1	34	79.4	36	63.9		
3201011	Iketsetsengcombineds	N	3	18		83.3			46	100.0	18	61.1	103	100.0			28	100.0	55	89.1	48	100.0	55	70.9	57	40.4		
3202013	Jsm Setiloane Senior Secondary	N	3	5		80.0			13	76.9	5	100.0	13	100.0					8	100.0	7	100.0	6	66.7	4	100.0		
3201051	Kahobotjha-Sakubusha Senior Secondary	N	3	28		85.7			49	89.8	28	92.9	82	100.0	54	90.7	27	100.0	27	100.0	55	98.2	26	69.2	27	77.8		
3202014	Kananelo Senior Secondary	N	3	37		64.9			85	74.1	78	73.1	142	100.0	82	86.6	25	100.0	73	74.0	122	95.9	20	75.0	32	56.3		
3202015	Kgabareng Ts	N	1	15	66.7			15	93.3	15	100.0	23	100.0	8	100.0			8	100.0	18	94.4	5	100.0	8	75.0			

District Name	Centre no	Centre name	Dinaledi	Quintile	Accounting		Agricultural Sciences		Business Studies		Economics		English (FAL)		Geography		History		Life Sciences		Mathematical Literacy		Mathematics		Physical Sciences			
					Wrote	% Achieved at 30% and above	Wrote	% Achieved at 30% and above	Wrote	% Achieved at 30% and above	Wrote	% Achieved at 30% and above	Wrote	% Achieved at 30% and above	Wrote	% Achieved at 30% and above	Wrote	% Achieved at 30% and above	Wrote	% Achieved at 30% and above	Wrote	% Achieved at 30% and above	Wrote	% Achieved at 30% and above	Wrote	% Achieved at 30% and above	Wrote	% Achieved at 30% and above
					FEZILE DABI	3202016	Kgolagano Senior Secondary	N	1	23	78.3	27	100.0	59	88.1	23	87.0	118	99.2	68	70.6	32	84.4	27	100.0	96	95.8	22
3202019	Kroonstadcombineds	N	5	27		100.0	4	100.0	31	100.0	22	100.0	45	100.0	17	100.0			42	97.6	36	100.0	67	86.6	45	73.3		
3202021	Kwakwatsi Senior Secondary	N	2	11		27.3			17	82.4	17	70.6	45	100.0			18	100.0	28	64.3	34	94.1	11	54.5	9	88.9		
3201012	Le Notsi Senior Secondary	N	2	17		82.4			18	50.0	18	88.9	57	98.2	40	87.5	26	96.2	39	71.8	42	97.6	15	53.3	13	46.2		
3202025	Matlwangtlwang Senior Secondary	N	2	17		82.4			51	90.2	51	86.3	82	98.8	21	85.7	21	95.2	10	80.0	75	100.0	7	85.7	10	80.0		
3201015	Metsimatle Senior Secondary	N	2	15		53.3			40	92.5			40	100.0			8	100.0	40	45.0	22	100.0	18	16.7	17	58.8		
3201016	Mfundo Thuto Senior Secondary	N	2	11		81.8	3	100.0	29	75.9	25	44.0	99	100.0	69	81.2	51	100.0	52	84.6	79	92.4	20	55.0	19	42.1		
3202026	Motswela Senior Secondary	N	3	25		28.0			15	40.0	10	70.0	98	100.0	59	71.2			73	65.8	79	87.3	19	36.8	19	84.2		
3202028	Nampo Ass	N	1										44	100.0					7	85.7	35	100.0	9	88.9	9	77.8		
3202029	Ngwathe Senior Secondary	N	2	7		71.4	7	71.4	27	70.4			62	100.0	29	100.0	34	94.1	53	100.0	54	96.3	9	55.6	9	77.8		
3201018	Nkgopoleng Senior Secondary	Y	3	64		54.7			66	87.9	64	89.1	139	100.0	36	94.4	14	100.0	75	92.0	89	97.8	50	68.0	50	80.0		
3201019	Nomsa Senior Secondary	N	2	16		100.0			16	87.5	16	100.0	91	100.0	61	82.0	20	100.0	75	74.7	39	97.4	51	76.5	55	52.7		
3201020	Parys Skool Senior Secondary	N	5	32		96.9			48	91.7			83	100.0	57	77.2			38	78.9	79	98.7	34	76.5	19	100.0		
3201021	Pele-Ya-Pele Senior Secondary	Y	3	11		90.9			11	100.0	11	90.9	78	100.0	55	92.7	22	100.0	67	68.7	22	100.0	56	39.3	45	73.3		

District Name	Centre no	Centre name	Dinaledi	Quintile	Accounting		Agricultural Sciences		Business Studies		Economics		English (FAL)		Geography		History		Life Sciences		Mathematical Literacy		Mathematics		Physical Sciences			
					Wrote	% Achieved at 30% and above	Wrote	% Achieved at 30% and above	Wrote	% Achieved at 30% and above	Wrote	% Achieved at 30% and above	Wrote	% Achieved at 30% and above	Wrote	% Achieved at 30% and above	Wrote	% Achieved at 30% and above	Wrote	% Achieved at 30% and above	Wrote	% Achieved at 30% and above	Wrote	% Achieved at 30% and above	Wrote	% Achieved at 30% and above	Wrote	% Achieved at 30% and above
					FEZILE DABI	3201022	Phehellang Senior Secondary	N	3	22	59.1			18	94.4	22	77.3	59	100.0	31	77.4	17	94.1	20	100.0	39	94.9	20
3202032	Phephetso Senior Secondary	N	3	28		42.9	33	69.7	49	85.7	32	59.4	116	97.4	48	79.2	36	88.9	35	88.6	101	90.1	17	88.2	21	61.9		
3202034	Phiritona Senior Secondary	N	3	34		32.4			75	70.7	34	82.4	141	100.0	54	44.4	44	77.3	22	100.0	118	69.5	23	82.6	22	72.7		
3201023	Qalabotjha Senior Secondary	N	2	14		50.0	7	100.0	20	75.0	14	78.6	62	98.4	36	66.7	34	94.1	9	88.9	48	95.8	14	100.0	14	78.6		
3202036	Rebatla Thuto Senior Secondary	N	2	15		46.7			15	73.3	15	86.7	57	100.0	35	91.4	33	100.0	9	88.9	48	97.9	9	66.7	9	22.2		
3201024	Refeng Thabo Senior Secondary	N	2	11		81.8			11	90.9	11	90.9	32	96.9	21	76.2	9	88.9	12	91.7	15	93.3	18	16.7	12	66.7		
3202037	Rehauhetswe Ass	N	1	12		25.0			12	58.3	12	50.0	63	100.0	51	74.5	44	84.1	7	85.7	56	83.9	7	71.4	7	71.4		
3201026	Retshedisitswe Senior Secondary	N	2	13		92.3			63	81.0	64	65.6	162	100.0	55	80.0	55	80.0	43	100.0	124	96.8	38	86.8	43	97.7		
3202038	Salomon Senekalcombined	N	5	10		100.0							28	100.0	9	88.9			12	91.7	12	100.0	16	75.0	10	100.0		
3202039	Samuel Sebege Paki Senior Secondary	N	1	21		66.7			46	91.3	37	94.6	79	100.0	15	86.7	10	100.0	32	93.8	54	98.1	25	68.0	23	69.6		
3202041	Sarel Cilliers Combined	N	3						30	100.0			33	100.0					14	100.0	29	100.0	4	100.0	3	100.0		
3201028	Sasolburg Senior Secondary	Y	5	48		100.0			86	100.0			61	100.0	56	94.6			83	97.6	57	100.0	97	95.9	63	98.4		
3202042	Sediba-Thuto Senior Secondary	N	1	15		40.0			15	86.7	15	80.0	71	100.0	49	83.7	20	100.0	56	71.4	34	100.0	37	51.4	36	69.4		
3202065	St Peter Claver	N		1		0.0			47	83.0	24	75.0					17	76.5	6	100.0	43	90.7	9	33.3	5	40.0		
3202043	Steynsruscombined	N	4	8		100.0			17	100.0									20	100.0	13	100.0	15	80.0	11	81.8		

District Name	Centre no	Centre name	Dinaledi	Quintile	Accounting		Agricultural Sciences		Business Studies		Economics		English (FAL)		Geography		History		Life Sciences		Mathematical Literacy		Mathematics		Physical Sciences			
					Wrote	% Achieved at 30% and above	Wrote	% Achieved at 30% and above	Wrote	% Achieved at 30% and above	Wrote	% Achieved at 30% and above	Wrote	% Achieved at 30% and above	Wrote	% Achieved at 30% and above	Wrote	% Achieved at 30% and above	Wrote	% Achieved at 30% and above	Wrote	% Achieved at 30% and above	Wrote	% Achieved at 30% and above	Wrote	% Achieved at 30% and above	Wrote	% Achieved at 30% and above
FEZILE DABI	3202045	Thabang Senior Secondary	N	1	10	40.0			10	60.0	10	100.0	67	100.0	57	91.2	44	79.5	57	91.2	54	98.1	13	76.9	13	100.0		
	3202046	Thakamesocombineds	N	2	8	75.0			26	73.1	8	87.5	56	100.0					8	100.0	47	93.6	9	100.0	8	75.0		
	3201029	Tsebo-Ulwazi Senior Secondary	N	2	36	38.9			6	66.7	36	63.9	65	96.9					29	89.7	35	94.3	30	73.3	29	75.9		
	3201031	Tweelingcombined	N	2	8	100.0			11	90.9			31	100.0	23	100.0			19	94.7	20	100.0	11	45.5	4	100.0		
	3201032	Vaal Christian Ci/S	N		20	90.0			57	100.0	51	92.2					9	100.0	44	95.5	33	100.0	46	80.4	28	96.4		
	3201033	Vaalpark Senior Secondary	N	5	19	78.9			41	100.0			10	100.0					36	97.2	36	100.0	40	50.0	22	86.4		
	3201034	Villierscombined	N	4	2	50.0							11	100.0	4	100.0			4	100.0	7	100.0	4	25.0	3	33.3		
	3201035	Weiveld Ass	N	1	7	85.7			49	91.8			78	100.0					16	62.5	72	94.4	6	50.0	13	23.1		
	3201036	Wilgeriviercombined	N	5	15	100.0			17	100.0			52	100.0	13	100.0			20	100.0	26	100.0	26	96.2	18	100.0		
	3201037	Yakhisiswe Senior Secondary	N	3	24	33.3			41	75.6	35	60.0	91	98.9	35	77.1	35	94.3	58	72.4	69	91.3	24	50.0	23	65.2		
	3202048	Zenith Ci/S	N		19	73.7			37	91.9	28	60.7	38	100.0	13	92.3	10	100.0	34	76.5	46	100.0	7	85.7	3	100.0		
LEJWELEPUTSWA	3182001	Akademia Senior Secondary	N	2	12	58.3			45	88.9			103	100.0	53	79.2	52	75.0	41	75.6	96	92.7	9	66.7	7	85.7		
	3181001	Aramelacombined	N	2	8	75.0			9	88.9	9	77.8	17	100.0	8	100.0	5	100.0	8	100.0	12	100.0	5	20.0	4	75.0		
	3182002	Bahale Senior Secondary	N	3	30	66.7			27	66.7	25	64.0	75	100.0	41	87.8	28	82.1	48	66.7	53	100.0	22	50.0	21	95.2		
	3181002	Boshofcombined	N	3	24	79.2			41	100.0			6	100.0					41	100.0	33	100.0	49	95.9	41	82.9		
	3181003	Bothaville Senior Secondary	N	5	9	100.0			17	100.0			48	100.0	5	100.0			28	100.0	26	100.0	22	90.9	24	95.8		
	3181005	Bultfonteincombined	N	5	5	80.0	5	100.0	4	100.0			23	100.0	1	100.0			11	100.0	12	100.0	11	63.6	6	100.0		
	3182006	Concordia Senior Secondary	N	2	13	53.8			13	92.3			61	100.0	44	95.5			44	75.0	39	97.4	23	60.9	24	70.8		

District Name	Centre no	Centre name	Dinaledi	Quintile	Accounting		Agricultural Sciences		Business Studies		Economics		English (FAL)		Geography		History		Life Sciences		Mathematical Literacy		Mathematics		Physical Sciences			
					Wrote	% Achieved at 30% and above	Wrote	% Achieved at 30% and above	Wrote	% Achieved at 30% and above	Wrote	% Achieved at 30% and above	Wrote	% Achieved at 30% and above	Wrote	% Achieved at 30% and above	Wrote	% Achieved at 30% and above	Wrote	% Achieved at 30% and above	Wrote	% Achieved at 30% and above	Wrote	% Achieved at 30% and above	Wrote	% Achieved at 30% and above	Wrote	% Achieved at 30% and above
					LEJWELEPUTSWA	3181006	Diphetho Senior Secondary	N	1	25	32.0			18	61.1	21	90.5	64	100.0	33	78.8	33	81.8	15	73.3	51	96.1	13
3182086	Dunamis Christian School	N							5	100.0	5	80.0	2	100.0					4	75.0	4	100.0	3	33.3	2	50.0		
3181063	Edmund Rice	N		10		90.0			24	91.7									28	92.9	21	100.0	8	100.0	6	100.0		
3182008	Ed-U-College Welkom Ci/S	N		15		86.7			27	85.2	15	46.7	22	100.0	9	88.9			25	76.0	33	90.9	20	35.0	17	47.1		
3181008	Eldoret Senior Secondary	N	3	8		87.5			34	67.6	34	50.0	59	100.0					25	68.0	29	96.6	30	43.3	25	68.0		
3182010	Goudveld Senior Secondary	N	5	54		96.3			61	93.4	29	86.2	176	100.0	40	95.0			77	98.7	105	100.0	71	95.8	43	97.7		
3181009	Hanover Cfs	N	1				1	0.0					15	100.0	14	42.9	8	75.0	6	66.7	14	100.0	1	0.0	1	0.0		
3182011	Harmonie Senior Secondary	N	5	23		65.2			47	100.0	42	95.2			60	95.0			41	100.0	65	100.0	18	94.4	12	100.0		
3182013	Hennenman Senior Secondary	N	5	10		80.0			19	89.5			47	100.0	19	94.7			14	85.7	32	100.0	15	80.0	10	80.0		
3182014	Hentie Cilliers Hs	N	5	36		80.6			37	89.2			48	100.0	39	92.3			41	95.1	55	100.0	42	85.7	21	100.0		
3181010	Hoopstadcombined	N	5	5		100.0			4	100.0			20	100.0	15	100.0			10	100.0	12	100.0	8	100.0	6	83.3		
3182015	Hts Welkom	N	5										29	100.0							71	100.0	22	100.0	61	57.4		
3181011	Iphateng Senior Secondary	N	1	4		75.0			14	50.0	14	85.7	50	100.0	40	85.0	26	100.0	36	50.0	40	95.0	10	60.0	10	50.0		
3182016	Ipopeng Senior Secondary	N	2	17		70.6			42	59.5	35	45.7	55	98.2					13	46.2	35	85.7	20	45.0	13	38.5		
3181012	Ithabeleng Senior Secondary	N	1	16		62.5			80	91.3	43	74.4	80	100.0	25	88.0	13	76.9	51	72.5	68	91.2	12	41.7	12	58.3		
3181013	Itokisetseng Cfs	N	1	10	100.0	4	100.0	10	100.0			14	100.0					4	75.0	10	100.0	4	25.0	4	25.0			

District Name	Centre no	Centre name	Dinaledi	Quintile	Accounting		Agricultural Sciences		Business Studies		Economics		English (FAL)		Geography		History		Life Sciences		Mathematical Literacy		Mathematics		Physical Sciences			
					Wrote	% Achieved at 30% and above	Wrote	% Achieved at 30% and above	Wrote	% Achieved at 30% and above	Wrote	% Achieved at 30% and above	Wrote	% Achieved at 30% and above	Wrote	% Achieved at 30% and above	Wrote	% Achieved at 30% and above	Wrote	% Achieved at 30% and above	Wrote	% Achieved at 30% and above	Wrote	% Achieved at 30% and above	Wrote	% Achieved at 30% and above	Wrote	% Achieved at 30% and above
					LEJWELEPUTSWA	3181015	Jc Motumi Senior Secondary	N	2	26	69.2			37	91.9	37	62.2	65	100.0	13	100.0	3	100.0	28	100.0	42	100.0	23
3181016	Kagisanocombined	N	2	10		80.0			19	89.5	5	100.0	28	100.0	15	93.3			18	83.3	16	100.0	12	58.3	9	66.7		
3181045	Kgholosego Senior Secondary	N	1	17		76.5			17	82.4	17	52.9	37	100.0	20	75.0	17	100.0	20	55.0	30	90.0	7	71.4	3	100.0		
3182017	Kheleng Senior Secondary	Y	3	55		87.3			43	83.7	39	66.7	123	100.0	64	90.6	34	100.0	58	84.5	59	100.0	65	70.8	50	66.0		
3181019	Kutloanong Senior Secondary	N	1	19		63.2	6	33.3	71	57.7	71	57.7	148	100.0	74	60.8			62	51.6	126	89.7	22	40.9	18	38.9		
3181020	La Wesi Senior Secondary	N	3	14		92.9			14	85.7	14	85.7	54	100.0	41	82.9	21	95.2	20	90.0	34	100.0	21	52.4	19	36.8		
3182018	Lebogang Senior Secondary	N	3	31		67.7			33	97.0	50	84.0	116	100.0	56	98.2	48	100.0	66	93.9	92	97.8	24	66.7	18	88.9		
3182067	Lekgarietse	N	3	36		33.3			35	88.6	42	92.9	80	100.0	30	96.7	16	100.0	38	89.5	60	98.3	20	85.0	25	88.0		
3182019	Lenakeng Ts	N	2	22		45.5			20	95.0	16	87.5	42	100.0							16	100.0	26	65.4	22	63.6		
3182020	Lepholacombeds	N	3	41		51.2			41	95.1	41	87.8	134	100.0	93	77.4	24	75.0	93	80.6	56	92.9	78	39.7	69	49.3		
3182021	Leseding Ts	Y	3										126	100.0									126	80.2	126	93.7		
3182023	Letsete Senior Secondary	N	2	76		50.0	22	95.5	146	85.6	76	75.0	185	100.0	73	75.3	56	87.5	39	87.2	142	90.8	43	58.1	39	64.1		
3181022	Mamellang-Thuto Senior Secondary	N	1	21		85.7	22	86.4	24	87.5	24	70.8	106	99.1	45	82.2	28	92.9	54	81.5	56	89.3	50	58.0	54	72.2		
3182024	Mamello Senior Secondary	N	2	5		40.0	24	100.0	41	78.0	41	95.1	140	100.0	95	81.1	45	73.3	54	98.1	84	85.7	57	40.4	54	48.1		
3182025	Marematlou Senior Secondary	Y	1	30		90.0	1	100.0	120	100.0	120	95.0	170	100.0	38	94.7			50	94.0	113	99.1	57	87.7	50	78.0		
3182026	Matseripe Senior Secondary	N	1	64		37.5			108	74.1	108	69.4	122	100.0					15	86.7	108	84.3	15	80.0	15	86.7		

District Name	Centre no	Centre name	Dinaledi	Quintile	Accounting		Agricultural Sciences		Business Studies		Economics		English (FAL)		Geography		History		Life Sciences		Mathematical Literacy		Mathematics		Physical Sciences			
					Wrote	% Achieved at 30% and above	Wrote	% Achieved at 30% and above	Wrote	% Achieved at 30% and above	Wrote	% Achieved at 30% and above	Wrote	% Achieved at 30% and above	Wrote	% Achieved at 30% and above	Wrote	% Achieved at 30% and above	Wrote	% Achieved at 30% and above	Wrote	% Achieved at 30% and above	Wrote	% Achieved at 30% and above	Wrote	% Achieved at 30% and above	Wrote	% Achieved at 30% and above
					LEJWELEPUTSWA	3182028	Meloding Senior Secondary	N	2	7	100.0	19	100.0	43	88.4	43	69.8	101	99.0	59	88.1	39	87.2	27	92.6	76	89.5	26
	3181026	Monyakeng Senior Secondary	N	1	6	83.3			6	100.0	6	100.0	31	100.0	25	96.0	15	100.0	25	56.0	21	100.0	10	20.0	10	50.0		
	3181028	Mophate Senior Secondary	N	2	32	71.9			23	100.0	20	90.0	116	100.0	31	90.3	31	100.0	22	100.0	92	95.7	24	83.3	22	86.4		
	3181029	Mosala Senior Secondary	N	3	42	66.7			39	71.8	33	69.7	58	100.0	2	100.0	2	100.0	17	82.4	39	92.3	19	73.7	17	76.5		
	3182030	Naledi-Ya-Botjabela Senior Secondary	N	1	24	70.8			24	100.0	24	75.0	75	100.0	51	92.2	11	90.9	51	82.4	53	100.0	22	77.3	40	40.0		
	3182031	Nanabolela 1 Senior Secondary	N	2	36	38.9			36	91.7	36	69.4	76	100.0	41	95.1	31	100.0	41	73.2	64	93.8	12	91.7	10	100.0		
	3181031	Oziel Selelecombineds	N	1	16	62.5			23	91.3	16	62.5	77	100.0	36	97.2	13	100.0	26	96.2	34	97.1	43	51.2	28	82.1		
	3181033	Phehello Senior Secondary	N	1	74	43.2			75	82.7	40	85.0	144	100.0	49	81.6	9	100.0	60	96.7	123	94.3	21	90.5	21	85.7		
	3181027	Rainbow Senior Secondary	N	1	47	63.8			69	76.8	71	63.4	98	99.0	29	100.0	16	100.0	29	89.7	84	96.4	16	68.8	13	76.9		
	3181035	Rearabetswe Senior Secondary	N	3	10	100.0			57	75.4	57	61.4	118	100.0	18	100.0	44	100.0	62	54.8	92	78.3	27	44.4	18	72.2		
	3182035	Reatlehile Senior Secondary	N	3	17	23.5			24	45.8			55	98.2	21	38.1	28	32.1	10	80.0	45	77.8	10	40.0	10	50.0		
	3182037	Refihletsecombined	N	2					12	83.3			17	100.0	13	100.0			17	70.6	13	100.0	4	50.0	4	100.0		
	3181037	Relekile Senior Secondary	N	1	18	94.4	29	96.6	18	83.3	18	83.3	59	100.0	28	96.4	28	100.0	25	96.0	46	95.7	13	69.2	13	84.6		
	3181038	Repholositwe Senior Secondary	Y	1	27	40.7			27	100.0	27	92.6	62	100.0	33	75.8	24	70.8	21	57.1	50	96.0	13	61.5	12	33.3		

District Name	Centre no	Centre name	Dinaledi	Quintile	Accounting		Agricultural Sciences		Business Studies		Economics		English (FAL)		Geography		History		Life Sciences		Mathematical Literacy		Mathematics		Physical Sciences			
					Wrote	% Achieved at 30% and above	Wrote	% Achieved at 30% and above	Wrote	% Achieved at 30% and above	Wrote	% Achieved at 30% and above	Wrote	% Achieved at 30% and above	Wrote	% Achieved at 30% and above	Wrote	% Achieved at 30% and above	Wrote	% Achieved at 30% and above	Wrote	% Achieved at 30% and above	Wrote	% Achieved at 30% and above	Wrote	% Achieved at 30% and above	Wrote	% Achieved at 30% and above
					LEJWELEPUTSWA	3182075	Rheeder Park Combined	N	2	37	75.7			36	94.4	29	72.4	44	100.0					15	93.3	29	89.7	15
3182039	Riebeeckstad Senior Secondary	N	5	44		95.5			43	93.0			23	100.0	38	100.0			41	92.7	66	100.0	43	93.0	34	94.1		
3181039	Sandveldcombined	N	5	8		100.0			7	100.0			19	100.0	17	94.1			18	100.0	11	100.0	14	92.9	11	100.0		
3181040	Senzile Combined	N	1	18		61.1			39	82.1	18	100.0	63	100.0	19	84.2	14	100.0	24	66.7	53	92.5	10	70.0	10	90.0		
3181041	Seqhobong Senior Secondary	N	1	10		50.0			75	78.7	51	74.5	110	100.0	35	57.1			38	60.5	91	82.4	19	47.4	19	57.9		
3182045	Staatspres. Swartcombined	N	5	8		87.5			28	96.4			39	100.0					19	94.7	29	100.0	10	100.0	11	100.0		
3182046	Taiwe Senior Secondary	N	2	27		96.3			27	96.3	27	100.0	55	100.0	20	100.0	20	100.0	8	100.0	44	97.7	11	63.6	7	100.0		
3182047	Teto Senior Secondary	Y	3	46		82.6			56	98.2	46	84.8	199	100.0	143	86.0	76	96.1	143	68.5	125	92.8	74	78.4	67	83.6		
3182048	Theunissencombined	N	5	2		100.0			4	100.0			15	100.0	5	100.0			11	81.8	13	100.0	2	100.0	2	100.0		
3182049	Thotagauta Senior Secondary	N	3	59		39.0			57	80.7	59	72.9	132	100.0	67	73.1	35	100.0	73	76.7	88	100.0	44	50.0	37	62.2		
3181043	Tikwanecombineds	N	1	7		100.0	25	84.0	23	73.9	23	73.9	80	100.0	17	100.0	14	100.0	23	100.0	70	95.7	10	90.0	22	40.9		
3182054	Unitascombineds	N	5	47		61.7			71	90.1	43	65.1	83	100.0	29	72.4			61	80.3	81	82.7	73	54.8	63	36.5		
3182058	Welkom High Senior Secondary	Y	5	42		90.5			95	97.9	94	85.1			43	100.0	18	100.0	105	96.2	100	100.0	83	60.2	53	75.5		
3182059	Welkom Senior Secondary	N	3	10		50.0			33	81.8	31	74.2	23	100.0	17	88.2	6	100.0	11	81.8	37	91.9	7	85.7	7	57.1		
3182060	Welkom-Gimnasium Senior Secondary	N	5	39		94.9			96	99.0	56	94.6	41	100.0	12	100.0			55	96.4	91	100.0	63	81.0	34	97.1		
3181046	Wessel Maree Senior Secondary	N	5	6		100.0			19	94.7	9	100.0	34	100.0	23	73.9			23	82.6	40	100.0	9	77.8	5	100.0		
3182061	Winburgcombined	N	3	12		91.7			33	100.0			40	100.0	28	82.1			18	94.4	30	100.0	10	50.0	7	100.0		

District Name	Centre no	Centre name	Dinaledi	Quintile	Accounting		Agricultural Sciences		Business Studies		Economics		English (FAL)		Geography		History		Life Sciences		Mathematical Literacy		Mathematics		Physical Sciences			
					Wrote	% Achieved at 30% and above	Wrote	% Achieved at 30% and above	Wrote	% Achieved at 30% and above	Wrote	% Achieved at 30% and above	Wrote	% Achieved at 30% and above	Wrote	% Achieved at 30% and above	Wrote	% Achieved at 30% and above	Wrote	% Achieved at 30% and above	Wrote	% Achieved at 30% and above	Wrote	% Achieved at 30% and above	Wrote	% Achieved at 30% and above	Wrote	% Achieved at 30% and above
					MOTHEO	3171095	Academy Of Excellence Ci/S	N					15	100.0									15	80.0	15	100.0		
	3171001	Accelerated Christian College Si/S	N		16	87.5			24	95.8					39	94.9			26	84.6	50	98.0						
	3173002	Albert Moroka Senior Secondary	N	3	31	93.5			31	100.0	31	100.0	85	100.0	44	100.0			54	100.0	30	100.0	55	81.8	54	100.0		
	3171003	Atlehang Senior Secondary	N	3	24	87.5			58	91.4	58	67.2	134	100.0	39	76.9	19	100.0	38	97.4	75	96.0	60	68.3	38	89.5		
	3171089	Bainsvlecombined	N	2	4	100.0	12	100.0	14	100.0	8	87.5	26	100.0					22	81.8	23	100.0	3	66.7				
	3173003	Bartimea School For The Deaf And Blind	N		1	100.0			10	100.0	3	100.0	11	100.0			8	100.0			11	81.8						
	3171004	Bloemfontein Senior Secondary	N	5	22	100.0			83	95.2			67	100.0	27	96.3			35	100.0	91	100.0	34	100.0	26	92.3		
	3172039	Bloemfontein South High Senior Secondary	N	5	5	100.0	5	100.0	68	91.2	5	100.0							13	100.0	63	90.5	18	88.9	13	84.6		
	3171008	Brebner Senior Secondary	Y	5	86	95.3			146	99.3	82	92.7							116	97.4	96	100.0	102	82.4	52	90.4		
	3171055	C And N H Meisieskool Oranje	N	5	43	97.7			49	100.0			134	100.0	16	100.0			96	94.8	67	98.5	67	98.5	54	100.0		
	3171009	Calculus Bloemfontein Si/S	N		5	40.0			43	97.7	32	78.1			35	65.7			29	79.3	60	98.3	11	45.5	12	58.3		
	3171010	Castlebridge Ci/S	N		3	33.3			32	81.3	32	56.3							10	80.0	33	93.9	9	66.7	10	50.0		
	3171011	Christiaan De Wetcombined	N	4	12	100.0			37	100.0			48	100.0	36	97.2			20	100.0	34	100.0	14	100.0	11	90.9		
	3171012	Christian Brothers College Ci/S	N		13	100.0			11	100.0					16	100.0			29	100.0	6	100.0	23	100.0	18	100.0		
	3173005	Christian Liphoko Is	N	3	8	87.5			19	89.5	19	89.5	52	98.1	33	69.7	12	100.0	21	61.9	30	100.0	22	54.5	21	57.1		

District Name	Centre no	Centre name	Dinaledi	Quintile	Accounting		Agricultural Sciences		Business Studies		Economics		English (FAL)		Geography		History		Life Sciences		Mathematical Literacy		Mathematics		Physical Sciences			
					Wrote	% Achieved at 30% and above	Wrote	% Achieved at 30% and above	Wrote	% Achieved at 30% and above	Wrote	% Achieved at 30% and above	Wrote	% Achieved at 30% and above	Wrote	% Achieved at 30% and above	Wrote	% Achieved at 30% and above	Wrote	% Achieved at 30% and above	Wrote	% Achieved at 30% and above	Wrote	% Achieved at 30% and above	Wrote	% Achieved at 30% and above	Wrote	% Achieved at 30% and above
					MOTHEO	3171013	Commtechcombineds	N	3	24	62.5			41	65.9	63	81.0	128	99.2					47	53.2	97	89.7	29
	3171115	Curro Bloemfontein Independent Schoo	N					8	100.0										9	100.0	8	100.0	5	100.0	5	100.0		
	3171113	Dankbaar Cvo School	N		1	100.0	4	100.0	2	100.0			4	100.0					2	100.0	1	100.0	3	100.0	2	100.0		
	3171015	Dr Viljoencombined	N	5	35	94.3			72	88.9			29	100.0					59	91.5	70	100.0	28	60.7	15	66.7		
	3171016	Dr. Blok Senior Secondary	N	4	35	57.1			35	91.4	35	94.3	92	100.0	33	84.8	30	100.0	57	59.6	68	94.1	24	33.3	27	25.9		
	3171017	Eunice Senior Secondary	Y	5	73	100.0			85	98.8	9	100.0							114	100.0	57	100.0	128	100.0	88	97.7		
	3173054	Excelsior Cvo School	N		3	100.0							6	100.0					5	80.0	4	100.0	2	100.0	2	100.0		
	3173006	Excelsiorcombined	N	3	12	75.0			12	91.7	18	61.1	18	100.0					6	100.0	12	100.0	6	50.0	6	66.7		
	3171019	Fichardtpark Senior Secondary	N	5	48	100.0			79	97.5			167	100.0	10	90.0			87	100.0	86	98.8	83	98.8	55	100.0		
	3173007	Goronyane Senior Secondary	N	3	20	80.0			27	96.3	20	80.0	70	100.0	43	88.4	17	100.0	33	93.9	50	100.0	20	50.0	13	69.2		
	3171021	Grey-Kollege Senior Secondary	N	5	81	100.0			90	98.9			161	100.0	66	95.5	24	95.8	103	99.0	45	100.0	188	96.3	159	95.0		
	3171022	Headstart High Si/S	N					57	84.2	57	70.2	51	100.0	16	87.5			16	62.5	73	90.4							
	3171023	Heatherdalecombineds	N	5	13	61.5			64	87.5			136	100.0	56	78.6	18	100.0	38	81.6	123	98.4	14	78.6	18	94.4		
	3171025	Hodisa Ts	N	3				84	70.2				110	99.1							84	82.1	26	65.4	26	84.6		
	3171026	Hts Louis Botha	N	5	38	94.7			157	94.9			5	100.0					3	100.0	164	100.0	87	74.7	94	77.7		
	3171028	Ikaelelo Senior Secondary	N	3	18	88.9			39	82.1	20	75.0	98	100.0	40	52.5	19	100.0	19	57.9	79	92.4	19	52.6	19	63.2		
	3173009	Itokisetseng Bokamoso Senior Secondary	N	2	6	16.7			6	83.3			24	100.0	24	91.7	9	100.0	9	100.0	15	100.0	9	66.7	9	55.6		

District Name	Centre no	Centre name	Dinaledi	Quintile	Accounting		Agricultural Sciences		Business Studies		Economics		English (FAL)		Geography		History		Life Sciences		Mathematical Literacy		Mathematics		Physical Sciences			
					Wrote	% Achieved at 30% and above	Wrote	% Achieved at 30% and above	Wrote	% Achieved at 30% and above	Wrote	% Achieved at 30% and above	Wrote	% Achieved at 30% and above	Wrote	% Achieved at 30% and above	Wrote	% Achieved at 30% and above	Wrote	% Achieved at 30% and above	Wrote	% Achieved at 30% and above	Wrote	% Achieved at 30% and above	Wrote	% Achieved at 30% and above	Wrote	% Achieved at 30% and above
					MOTHEO	3171030	Jim Fouche Senior Secondary	N	5	73	100.0			75	97.3	22	95.5	200	100.0	10	100.0			90	98.9	96	100.0	104
	3171031	Kaelang Senior Secondary	N	4	26	80.8			53	67.9	51	92.2	144	100.0	26	61.5	38	55.3	43	60.5	114	65.8	30	26.7	17	58.8		
	3171033	Kagisho Combineds	N	4	67	44.8			132	79.5	60	86.7	179	100.0	81	93.8			88	71.6	121	91.7	58	36.2	47	74.5		
	3172007	Kgauho Senior Secondary	N	2	41	78.0	48	97.9	46	100.0	42	81.0	148	98.6			51	84.3	101	58.4	83	90.4	65	36.9	51	80.4		
	3172008	Kgorathuto Senior Secondary	Y	1	70	80.0			70	78.6	70	67.1	180	100.0	110	88.2	79	87.3	110	63.6	145	93.1	35	97.1	31	71.0		
	3171110	Kopanong Senior Secondary	N	3	19	73.7			103	92.2	16	68.8	162	100.0	143	93.7			146	82.9	101	95.0	61	65.6	59	67.8		
	3171114	Kyrios Independant School	N		2	0.0			8	100.0	2	100.0			2	100.0			4	100.0	7	100.0	4	50.0	3	66.7		
	3173055	Ladybrand Academy	N		5	100.0			23	100.0			1	100.0	19	100.0			11	90.9	16	100.0	11	45.5	7	71.4		
	3173011	Ladybrand Senior Secondary	N	5	8	100.0			20	85.0			23	100.0	18	88.9			29	100.0	31	100.0	24	79.2	17	94.1		
	3173012	Le Reng Senior Secondary	Y	2	17	70.6			17	100.0	17	100.0	190	100.0	125	88.0	86	100.0	142	61.3	109	92.7	81	63.0	66	48.5		
	3172010	Lefikeng Senior Secondary	N	2	76	84.2	9	100.0	76	84.2	76	90.8	154	100.0	69	97.1	42	100.0	78	75.6	128	95.3	26	96.2	36	100.0		
	3171038	Lekhulong Senior Secondary	N	4	5	100.0			69	71.0	69	56.5	120	98.3	36	75.0	36	72.2	15	100.0	100	93.0	20	55.0	15	53.3		
	3172011	Lenyora La Thutocombineds	Y	2	130	56.2	23	100.0	130	90.0	74	85.1	209	100.0					32	90.6	78	97.4	131	55.0	79	78.5		
	3172012	Leratong Senior Secondary	N	1	84	36.9	152	74.3	84	65.5	84	44.0	235	99.1	90	56.7	65	93.8	105	68.6	190	88.4	46	56.5	87	35.6		

District Name	Centre no	Centre name	Dinaledi	Quintile	Accounting		Agricultural Sciences		Business Studies		Economics		English (FAL)		Geography		History		Life Sciences		Mathematical Literacy		Mathematics		Physical Sciences			
					Wrote	% Achieved at 30% and above	Wrote	% Achieved at 30% and above	Wrote	% Achieved at 30% and above	Wrote	% Achieved at 30% and above	Wrote	% Achieved at 30% and above	Wrote	% Achieved at 30% and above	Wrote	% Achieved at 30% and above	Wrote	% Achieved at 30% and above	Wrote	% Achieved at 30% and above	Wrote	% Achieved at 30% and above	Wrote	% Achieved at 30% and above	Wrote	% Achieved at 30% and above
					MOTHEO	3171039	Lereko Senior Secondary	N	3	18	94.4			30	86.7			129	100.0	64	40.6	64	92.2	35	80.0	81	85.2	48
3171042	Louw Wepenercombined	N	4	15		66.7			29	96.6					36	100.0			19	73.7	36	97.2	12	75.0	12	83.3		
3173013	Mariasdal Senior Secondary	N	4	31		96.8			35	94.3	35	97.1	62	100.0					27	100.0	19	100.0	43	46.5	27	88.9		
3171045	Martie Du Plessis Hs	N							15	86.7			40	97.5					17	52.9	46	100.0						
3171046	Metsimaphodi Senior Secondary	N	3	13		69.2			51	76.5	26	69.2	95	98.9	44	86.4	35	88.6	47	61.7	72	80.6	23	30.4	22	86.4		
3171048	Moemedi Senior Secondary	N	3	24		54.2	18	88.9	64	67.2	24	100.0	97	100.0	17	88.2	8	100.0	35	82.9	39	74.4	59	28.8	35	71.4		
3173015	Moroka Senior Secondary	N	1	47		76.6			47	95.7	47	91.5	113	100.0	66	98.5	29	96.6	66	83.3	72	98.6	41	87.8	37	81.1		
3172015	Mpatleng Senior Secondary	N	2	61		49.2			102	85.3	102	87.3	102	99.0							92	94.6	10	50.0				
3171052	Navalsigcombineds	Y	5	45		88.9			91	89.0	109	69.7			75	89.3			86	95.3	133	96.2	86	79.1	73	91.8		
3172017	Ntemoseng Senior Secondary	N	3	4		50.0	13	84.6	17	100.0	17	100.0	47	100.0	16	62.5	16	100.0	16	43.8	42	100.0	7	42.9	7	85.7		
3172018	Ntumediseng Senior Secondary	N	2	39		53.8			39	87.2	39	66.7	136	96.3	56	69.6	56	64.3	41	56.1	95	89.5	41	51.2	41	41.5		
3171056	Petunia Senior Secondary	N	4	14		78.6			66	69.7			131	100.0	69	73.9	17	76.5	48	64.6	111	82.0	19	78.9	13	84.6		
3173017	Phetogane Senior Secondary	N	3	46		56.5	46	100.0	48	81.3	48	77.1	123	99.2	29	79.3	29	96.6	46	95.7	96	97.9	27	74.1	46	56.5		
3172020	Popano Senior Secondary	N	1	26		88.5	17	88.2	46	89.1	46	67.4	73	97.3					27	74.1	46	93.5	27	44.4	18	77.8		

District Name	Centre no	Centre name	Dinaledi	Quintile	Accounting		Agricultural Sciences		Business Studies		Economics		English (FAL)		Geography		History		Life Sciences		Mathematical Literacy		Mathematics		Physical Sciences			
					Wrote	% Achieved at 30% and above	Wrote	% Achieved at 30% and above	Wrote	% Achieved at 30% and above	Wrote	% Achieved at 30% and above	Wrote	% Achieved at 30% and above	Wrote	% Achieved at 30% and above	Wrote	% Achieved at 30% and above	Wrote	% Achieved at 30% and above	Wrote	% Achieved at 30% and above	Wrote	% Achieved at 30% and above	Wrote	% Achieved at 30% and above	Wrote	% Achieved at 30% and above
					MOTHEO	3171058	President Steyncombined	N	5	8	100.0			18	94.4			39	100.0	14	92.9			14	100.0	24	95.8	15
3171059	Qibing Senior Secondary	N	1	4		75.0		9	100.0	4	100.0	4	75.0	68	100.0	39	79.5	21	76.2	64	53.1	46	91.3	22	72.7	19	73.7	
3172022	Reamohetse Senior Secondary	N	1	24		37.5		5	100.0	48	72.9	41	61.0	133	97.7	69	59.4	29	100.0	52	67.3	102	91.2	31	61.3	37	40.5	
3173018	Reutlwahetse Senior Secondary	N	2	23		39.1			42	92.9	23	95.7	53	100.0	30	80.0	19	73.7	11	54.5	49	85.7	4	100.0	11	45.5		
3171061	Rosenhof High School	N							7	71.4			1	100.0							7	85.7						
3173019	Rt Mokgopa Senior Secondary	Y	3	34		85.3			34	100.0	44	97.7	124	100.0	58	91.4	15	100.0	65	84.6	89	94.4	35	94.3	35	97.1		
3171062	Sand Du Plessis Senior Secondary	N	5	15		100.0			59	81.4			109	100.0					63	96.8	80	100.0	30	83.3	17	70.6		
3173020	Sediti Senior Secondary	N	1	18		33.3	24	87.5	18	66.7	11	72.7	60	100.0	18	100.0	18	100.0	42	71.4	36	97.2	24	37.5	24	50.0		
3172025	Seemahale Senior Secondary	Y	2	111		61.3			146	89.7	111	92.8	240	100.0	67	89.6	34	91.2	53	96.2	170	92.9	70	80.0	60	86.7		
3173021	Sehlabeng Senior Secondary	N	3	16		62.5	16	93.8	25	88.0	31	61.3	97	100.0	44	81.8	20	100.0	61	70.5	51	88.2	46	37.0	41	51.2		
3171063	Sehunelo Senior Secondary	N	3	16		81.3			63	87.3	13	100.0	141	100.0	67	82.1	29	100.0	35	94.3	103	91.3	38	50.0	35	60.0		
3172028	Senakangwedi Senior Secondary	N	1	22		90.9			22	90.9	22	100.0	95	100.0	73	89.0	28	100.0	73	83.6	59	96.6	36	100.0	45	91.1		
3171065	Sentraal Senior Secondary	N	5	61		98.4			91	94.5			179	100.0	35	97.1			116	93.1	61	100.0	129	95.3	66	95.5		
3172029	Setjhaba-Se-Maketsecombined	Y	2	45		88.9			45	93.3	45	91.1	108	100.0	37	89.2	37	100.0	26	92.3	87	96.6	21	90.5	26	84.6		

District Name	Centre no	Centre name	Dinaledi	Quintile	Accounting		Agricultural Sciences		Business Studies		Economics		English (FAL)		Geography		History		Life Sciences		Mathematical Literacy		Mathematics		Physical Sciences			
					Wrote	% Achieved at 30% and above	Wrote	% Achieved at 30% and above	Wrote	% Achieved at 30% and above	Wrote	% Achieved at 30% and above	Wrote	% Achieved at 30% and above	Wrote	% Achieved at 30% and above	Wrote	% Achieved at 30% and above	Wrote	% Achieved at 30% and above	Wrote	% Achieved at 30% and above	Wrote	% Achieved at 30% and above	Wrote	% Achieved at 30% and above	Wrote	% Achieved at 30% and above
					MOTHEO																							
	3171107	Shannon Intermediate School	N		9	33.3			9	88.9			13	100.0					4	50.0			13	23.1	4	50.0		
	3171066	St Andrew'Scombined	N	5	36	100.0									18	100.0	10	100.0	33	100.0	12	100.0	41	97.6	35	100.0		
	3171067	St Bernards Senior Secondary	Y	4	22	100.0			20	100.0	17	100.0	52	100.0					30	100.0			52	78.8	32	90.6		
	3171068	St Michael'Scombined	N	5	11	100.0			22	100.0					27	100.0	6	100.0	32	100.0	22	100.0	27	92.6	21	95.2		
	3173023	Strydom Senior Secondary	N	2	61	49.2			89	82.0	61	82.0	123	100.0			28	100.0	35	80.0	91	96.7	33	69.7	35	82.9		
	3171070	Thapelong Senior Secondary	N	1									27	100.0	27	100.0	21	100.0	27	92.6	21	100.0	6	83.3	6	100.0		
	3173025	Tlotlanangcombined	N	4	21	81.0			29	100.0	29	93.1	38	100.0	44	90.9			36	100.0	23	100.0	42	64.3	36	83.3		
	3171073	Tsoseletso Senior Secondary	Y	4	51	84.3			121	95.9	111	80.2	267	100.0	114	83.3	57	52.6	117	82.1	152	90.1	116	77.6	68	85.3		
	3173027	Tweespruitcombined	N	1	12	91.7			12	75.0	12	100.0	25	100.0	13	100.0	1	100.0	13	100.0	12	100.0	13	92.3	12	91.7		
	3173028	Unicom Ass	N	4	14	78.6	87	80.5	14	92.9	14	92.9	101	99.0					32	93.8	66	92.4	35	62.9	32	62.5		
	3171076	Vulamasango Senior Secondary	N	3	7	71.4			23	87.0	20	80.0	68	100.0	32	96.9	33	100.0	36	80.6	57	91.2	11	63.6	9	88.9		
THABO MOFUTSANYANA																												
	3193001	Beacon Senior Secondary	Y	4	22	100.0					22	100.0	74	100.0					52	100.0	14	100.0	60	96.7	52	94.2		
	3191046	Bethlehem Combined School	N		19	31.6			21	76.2	24	66.7	3	100.0	14	42.9	11	63.6	17	47.1	26	100.0	12	33.3	8	25.0		
	3191047	Bethlehem Cvo School	N		1	100.0			2	100.0			5	100.0	1	100.0			2	100.0	2	100.0	3	100.0	3	66.7		
	3191002	Bethlehemcombineds	N	1	10	90.0	10	100.0	7	100.0	10	90.0	43	100.0					18	66.7	31	100.0	12	75.0	33	33.3		
	3193002	Bluegumbosch Senior Secondary	N	3	18	94.4			64	90.6	33	87.9	95	100.0	76	96.1			62	93.5	64	98.4	31	87.1	31	100.0		
	3191003	Boitumelo Senior Secondary	N	3	18	83.3	9	100.0	18	88.9	18	88.9	46	100.0	12	100.0	7	85.7	21	95.2	24	100.0	22	68.2	16	93.8		

District Name	Centre no	Centre name	Dinaledi	Quintile	Accounting		Agricultural Sciences		Business Studies		Economics		English (FAL)		Geography		History		Life Sciences		Mathematical Literacy		Mathematics		Physical Sciences			
					Wrote	% Achieved at 30% and above	Wrote	% Achieved at 30% and above	Wrote	% Achieved at 30% and above	Wrote	% Achieved at 30% and above	Wrote	% Achieved at 30% and above	Wrote	% Achieved at 30% and above	Wrote	% Achieved at 30% and above	Wrote	% Achieved at 30% and above	Wrote	% Achieved at 30% and above	Wrote	% Achieved at 30% and above	Wrote	% Achieved at 30% and above	Wrote	% Achieved at 30% and above
					THABO MOFUTSANYANA	3191005	Breda Farm School	N	1	2	100.0	14	64.3	2	50.0			22	63.6					20	35.0	16	81.3	6
3191007	Clocolan Senior Secondary	N	1	4		100.0			53	92.5			73	98.6			12	100.0	20	100.0	55	96.4	18	77.8	16	81.3		
3193004	Clubview Senior Secondary	N	3	49		85.7			25	92.0	25	88.0	49	100.0					24	87.5	26	100.0	23	69.6	24	87.5		
3193005	Dikwena Senior Secondary	N	1	36		88.9			24	91.7	36	94.4	50	92.0					14	85.7	22	100.0	28	64.3	14	57.1		
3193006	Dinare Senior Secondary	N	1	33		51.5			33	97.0	20	75.0	81	98.8	43	93.0			40	82.5	67	98.5	15	60.0	26	50.0		
3192002	Dirkie Uyscombined	N	4	3		100.0			17	94.1			4	100.0							17	100.0						
3193007	Ed-U-College Qq Si/S	N		12		100.0			31	100.0			24	100.0					26	92.3	25	100.0	14	100.0	8	100.0		
3191008	Ee Monesecombined	N	2	41		41.5			23	47.8	41	56.1	83	96.4	19	84.2			42	83.3	57	100.0	26	34.6	42	57.1		
3194001	Esizibeni Senior Secondary	N	1	10		60.0			9	66.7	9	55.6	57	100.0	47	93.6	35	100.0	41	80.5	44	90.9	14	42.9	13	92.3		
3194002	Evungwini Senior Secondary	N	2	37		70.3			18	100.0	32	75.0	97	100.0	60	88.3	47	95.7	18	100.0	79	96.2	18	83.3	18	100.0		
3191009	Ficksburgcombineds	N	4	28		92.9	17	100.0	23	95.7			47	100.0	17	100.0			52	92.3	46	100.0	47	97.9	37	89.2		
3191010	Glenash Cfs	N	1										9	100.0	9	88.9	9	100.0	9	77.8	9	100.0						
3192004	Harrismith Hoerskool Senior Secondary	N	5	18		88.9			40	100.0			29	100.0	17	88.2			53	94.3	56	100.0	41	78.0	28	85.7		
3192005	Harrismith Senior Secondary	N	1	39		82.1			65	55.4	16	68.8	107	100.0	29	96.6	22	100.0	42	90.5	84	96.4	23	82.6	20	85.0		
3192007	Hlajoane Senior Secondary	N	1										27	88.9	17	100.0	17	100.0	10	90.0	17	94.1	10	10.0	10	50.0		
3194003	Ikaheng Zakheni Senior Secondary	N	1	55	38.2	30	86.7	55	76.4	55	54.5	125	100.0	64	73.4			70	67.1	75	94.7	50	32.0	40	55.0			

District Name	Centre no	Centre name	Dinaledi	Quintile	Accounting		Agricultural Sciences		Business Studies		Economics		English (FAL)		Geography		History		Life Sciences		Mathematical Literacy		Mathematics		Physical Sciences			
					Wrote	% Achieved at 30% and above	Wrote	% Achieved at 30% and above	Wrote	% Achieved at 30% and above	Wrote	% Achieved at 30% and above	Wrote	% Achieved at 30% and above	Wrote	% Achieved at 30% and above	Wrote	% Achieved at 30% and above	Wrote	% Achieved at 30% and above	Wrote	% Achieved at 30% and above	Wrote	% Achieved at 30% and above	Wrote	% Achieved at 30% and above	Wrote	% Achieved at 30% and above
					THABO MOFUTSANYANA	3194006	Intuthuko-Katleho Senior Secondary	N	2	7	57.1			30	76.7	21	71.4	80	100.0	29	100.0	21	100.0	34	91.2	63	85.7	17
3192009	Iphondle Senior Secondary	N	1	40		60.0	21	90.5	22	90.9	18	55.6	82	97.6	22	100.0	11	100.0	31	83.9	76	84.2	6	100.0	10	70.0		
3191014	Ipokelleng Senior Secondary	N	1	20		60.0	10	50.0	20	75.0			88	100.0	32	78.1	32	100.0	68	77.9	65	86.2	23	43.5	16	75.0		
3191015	Ithabiseng Senior Secondary	Y	1	41		75.6	42	78.6	48	72.9	41	53.7	146	100.0	64	68.8	17	100.0	55	83.6	133	95.5	13	100.0	13	84.6		
3192052	Kgethatsebo-Khethulwasi Is	N	2	17		100.0			17	100.0	17	100.0	73	100.0	56	94.6			56	92.9	49	98.0	24	70.8				
3193008	Kgolathuto Senior Secondary	Y	3	137		94.9			140	93.6	75	92.0	243	100.0	65	100.0			103	99.0	66	95.5	178	72.5	103	98.1		
3194007	Kgotso-Uxolo Senior Secondary	N	2	40		30.0	14	92.9	40	87.5	40	77.5	101	100.0	58	75.9	37	94.6	24	91.7	88	98.9	13	61.5	10	90.0		
3193009	Koali Senior Secondary	N	1	16		56.3			16	93.8	16	87.5	24	100.0	4	100.0			8	100.0	12	100.0	12	75.0	8	100.0		
3194008	Kwetlisong Senior Secondary	N	2	5		60.0	21	85.7	16	68.8	13	92.3	43	100.0					27	74.1	35	100.0	8	87.5	8	87.5		
3194009	Leifo Iziko Senior Secondary	N	2	36		52.8			36	100.0	36	100.0	70	100.0	34	97.1	22	100.0	23	91.3	58	96.6	12	50.0	12	33.3		
3193010	Lekgulo Senior Secondary	N	1	27		88.9			27	92.6	27	66.7	100	100.0	58	100.0	16	100.0	51	96.1	84	100.0	16	100.0	15	100.0		
3192011	Lerato Uthandocombineds	Y	3	41		80.5			71	76.1	15	93.3	150	100.0	62	87.1			50	96.0	104	99.0	46	93.5	43	86.0		
3194010	Leratswana Senior Secondary	N	1	13		69.2	3	100.0	13	92.3	13	69.2	40	100.0	20	90.0	6	100.0	25	88.0	22	95.5	18	22.2	18	66.7		
3191018	Libertas Cfs	N	1				24	66.7					25	100.0	12	50.0			11	36.4	22	100.0	2	0.0				
3194011	Lindleycombined	N	3	10		80.0			21	100.0			40	100.0	30	73.3	19	47.4	19	94.7	30	93.3	10	50.0	7	85.7		

District Name	Centre no	Centre name	Dinaledi	Quintile	Accounting		Agricultural Sciences		Business Studies		Economics		English (FAL)		Geography		History		Life Sciences		Mathematical Literacy		Mathematics		Physical Sciences			
					Wrote	% Achieved at 30% and above	Wrote	% Achieved at 30% and above	Wrote	% Achieved at 30% and above	Wrote	% Achieved at 30% and above	Wrote	% Achieved at 30% and above	Wrote	% Achieved at 30% and above	Wrote	% Achieved at 30% and above	Wrote	% Achieved at 30% and above	Wrote	% Achieved at 30% and above	Wrote	% Achieved at 30% and above	Wrote	% Achieved at 30% and above	Wrote	% Achieved at 30% and above
					THABO MOFUTSANYANA	3192012	Maanankoe Senior Secondary	N	1	24	33.3			24	66.7	18	77.8	57	96.5					33	60.6	45	91.1	12
3193013	Makabelane Combined	N	2	39		84.6			32	96.9	39	94.9	121	100.0							18	100.0	104	64.4	83	73.5		
3193014	Makgabane Senior Secondary	N	1	13		84.6			22	86.4	22	68.2	33	100.0					11	100.0	19	100.0	14	50.0	11	90.9		
3193015	Mampoi Senior Secondary	Y	1				55	94.5					172	98.8	153	98.0			172	90.1	71	95.8	101	82.2	93	89.2		
3192013	Manthatisi Senior Secondary	N	1										60	100.0	60	90.0			60	98.3	30	96.7	30	76.7	30	96.7		
3191019	Marallaneng Senior Secondary	N	3	25		64.0	27	92.6	25	88.0	25	76.0	84	100.0	29	89.7			59	93.2	40	97.5	44	52.3	32	62.5		
3191020	Marquardcombined	N	4	10		90.0			18	94.4			3	100.0					20	90.0	26	100.0	6	83.3				
3192014	Masopha Senior Secondary	N	1				8	75.0					24	87.5	8	75.0			24	79.2	8	87.5	16	43.8	16	43.8		
3192015	Metsi-Matsho Senior Secondary	N	1	12		83.3			12	100.0	8	100.0	32	100.0	17	94.1			20	95.0	11	100.0	21	90.5	20	80.0		
3191022	Mj Mohlahli Senior Secondary	N	2	35		54.3			26	84.6	40	80.0	49	100.0					25	92.0	34	94.1	16	93.8	25	64.0		
3192016	Mmathabo Senior Secondary	N	1	68		66.2			68	80.9	68	86.8	127	99.2					59	96.6	53	92.5	74	91.9	59	96.6		
3192017	Mohaladitwe Senior Secondary	N	1	30		90.0			30	100.0	30	90.0	68	100.0	38	89.5			38	100.0	41	100.0	27	96.3	27	92.6		
3193016	Mohato Senior Secondary	N	1	99		81.8			129	74.4	99	63.6	191	100.0	62	98.4			92	83.7	102	96.1	90	46.7	63	74.6		
3192018	Molapo Senior Secondary	N	1	29		79.3			29	100.0	29	100.0	153	100.0	113	92.9	36	100.0	124	90.3	66	95.5	87	37.9	88	36.4		

District Name	Centre no	Centre name	Dinaledi	Quintile	Accounting		Agricultural Sciences		Business Studies		Economics		English (FAL)		Geography		History		Life Sciences		Mathematical Literacy		Mathematics		Physical Sciences			
					Wrote	% Achieved at 30% and above	Wrote	% Achieved at 30% and above	Wrote	% Achieved at 30% and above	Wrote	% Achieved at 30% and above	Wrote	% Achieved at 30% and above	Wrote	% Achieved at 30% and above	Wrote	% Achieved at 30% and above	Wrote	% Achieved at 30% and above	Wrote	% Achieved at 30% and above	Wrote	% Achieved at 30% and above	Wrote	% Achieved at 30% and above	Wrote	% Achieved at 30% and above
					THABO MOFUTSANYANA	3192019	Mookodi Senior Secondary	N	1	45	93.3			45	100.0	45	100.0	83	100.0	38	100.0			38	100.0	28	100.0	55
3191023	Moring Wa Thuto Senior Secondary	N	2	22		68.2					22	72.7	70	100.0	34	88.2	34	70.6	14	85.7	56	96.4	14	64.3	14	71.4		
3193017	Mosiua Lekota Senior Secondary	N	1	10		100.0	27	100.0	11	100.0			64	100.0	6	100.0			22	90.9	32	100.0	32	84.4	26	84.6		
3193018	Moteka Senior Secondary	N	2	39		87.2	60	88.3	39	92.3	39	79.5	109	99.1	10	100.0	10	100.0	60	78.3	38	94.7	71	49.3	60	81.7		
3192020	New Horizon College Si/S	N		32		93.8			71	100.0	38	100.0	97	100.0	70	97.1			49	100.0	91	100.0	50	100.0	38	100.0		
3191024	Nkarabeng Senior Secondary	N	1	19		89.5			19	100.0	19	94.7	62	100.0	38	89.5	31	100.0	12	100.0	46	97.8	16	50.0	12	83.3		
3193019	Nkhobiso Senior Secondary	N	1	30		76.7	17	94.1	32	84.4	18	66.7	89	96.6	36	75.0			36	91.7	42	97.6	47	48.9	36	80.6		
3193020	Nthabiseng Senior Secondary	N	1	32		62.5			32	96.9	14	100.0	60	98.3					28	100.0	29	100.0	31	93.5	28	89.3		
3191025	Ntsu Senior Secondary	Y	4	67		77.6	40	95.0	54	92.6	40	95.0	226	100.0	58	69.0	58	94.8	101	94.1	112	100.0	114	62.3	101	76.2		
3191026	Paul Erasmus Senior Secondary	N	4	20		100.0			25	96.0			20	100.0	20	100.0			22	100.0	26	100.0	29	93.1	15	93.3		
3192022	Phofung Senior Secondary	Y	1	22		72.7					23	82.6	76	100.0					53	90.6	43	83.7	33	60.6	38	76.3		
3194014	Phukalla Senior Secondary	N	2	26		57.7			37	59.5	38	47.4	97	100.0	42	95.2	21	95.2	59	72.9	80	96.3	17	76.5	36	52.8		
3192023	Rantsane Senior Secondary	N	1	10		100.0			10	100.0	10	100.0	64	100.0	33	100.0			54	98.1	4	100.0	60	88.3	54	100.0		
3193021	Reahola Senior Secondary	N	3	12		100.0	24	100.0	51	92.2	51	96.1	81	100.0	11	100.0			30	100.0	58	100.0	22	63.6	6	100.0		

District Name	Centre no	Centre name	Dinaledi	Quintile	Accounting		Agricultural Sciences		Business Studies		Economics		English (FAL)		Geography		History		Life Sciences		Mathematical Literacy		Mathematics		Physical Sciences			
					Wrote	% Achieved at 30% and above	Wrote	% Achieved at 30% and above	Wrote	% Achieved at 30% and above	Wrote	% Achieved at 30% and above	Wrote	% Achieved at 30% and above	Wrote	% Achieved at 30% and above	Wrote	% Achieved at 30% and above	Wrote	% Achieved at 30% and above	Wrote	% Achieved at 30% and above	Wrote	% Achieved at 30% and above	Wrote	% Achieved at 30% and above	Wrote	% Achieved at 30% and above
					THABO MOFUTSANYANA	3194015	Reitzcombined	N	5	4	100.0			10	90.0			34	100.0	15	100.0	1	100.0	15	100.0	16	100.0	18
3191029	Rekgotsofsetse Senior Secondary	N	1	46		41.3			46	82.6			83	100.0	27	85.2			27	88.9	55	90.9	28	21.4	12	66.7		
3191030	Retiefcombined	N	4	8		100.0			27	100.0					33	100.0			41	97.6	46	100.0	25	100.0	29	96.6		
3192024	Sasamala Senior Secondary	Y	3	9		88.9			32	87.5	30	76.7	95	100.0	51	88.2			64	78.1	61	88.5	35	74.3	30	76.7		
3193026	Sekgutlong Senior Secondary	N	1	32		93.8			59	100.0	31	71.0	119	100.0	69	100.0			60	100.0	75	100.0	44	93.2	38	94.7		
3193027	Selelekela Senior Secondary	N	3	50		80.0			50	82.0	50	78.0	99	100.0	49	95.9			49	91.8	79	96.2	20	80.0	49	51.0		
3192026	Seotlong Ass	N	3				17	94.1					67	98.5							57	82.5	10	30.0				
3192028	Shakhane Senior Secondary	N	1	19		52.6			19	57.9	19	52.6	38	100.0	19	94.7			19	94.7	29	96.6	9	22.2	5	100.0		
3192029	Sibonakaliso Cfs	N	1						19	100.0			19	100.0	19	84.2					19	100.0						
3191031	Taung Senior Secondary	N	1	16		68.8			16	93.8	16	81.3	32	100.0	14	85.7			16	68.8	27	92.6	5	40.0	2	100.0		
3191032	Thabo-Thokoza Senior Secondary	N	3	12		83.3			43	55.8	43	67.4	123	100.0	76	73.7	69	97.1	64	78.1	109	92.7	15	33.3	12	58.3		
3193028	Thahameso Senior Secondary	Y	1	24		66.7	8	87.5	18	77.8	15	73.3	49	100.0	17	88.2	3	100.0	17	70.6	23	100.0	26	26.9	22	59.1		
3193029	Thalabodiba Senior Secondary	Y	1	17		70.6	60	93.3	17	100.0	17	94.1	138	100.0	98	93.9	18	100.0	121	84.3	69	95.7	69	94.2	66	87.9		
3193080	Thiboloha School For Deaf And Blind	N							2	100.0			6	100.0			2	100.0			2	100.0	4	75.0				
3193030	Thokoana Makaota Senior Secondary	N	2	38	94.7			33	81.8	38	52.6	62	100.0	15	100.0	8	100.0	24	95.8	45	95.6	18	83.3	16	93.8			

District Name	Centre no	Centre name	Dinaledi	Quintile	Accounting		Agricultural Sciences		Business Studies		Economics		English (FAL)		Geography		History		Life Sciences		Mathematical Literacy		Mathematics		Physical Sciences			
					Wrote	% Achieved at 30% and above	Wrote	% Achieved at 30% and above	Wrote	% Achieved at 30% and above	Wrote	% Achieved at 30% and above	Wrote	% Achieved at 30% and above	Wrote	% Achieved at 30% and above	Wrote	% Achieved at 30% and above	Wrote	% Achieved at 30% and above	Wrote	% Achieved at 30% and above	Wrote	% Achieved at 30% and above	Wrote	% Achieved at 30% and above	Wrote	% Achieved at 30% and above
					THABO MOFUTSANYANA	3191035	Tiisetsang Senior Secondary	Y	3	17	58.8			17	94.1	24	87.5	205	100.0	134	91.8	106	100.0	150	76.0	118	94.1	87
3193031	Tlhorong Senior Secondary	Y	1	27		88.9			32	100.0	32	93.8	90	100.0	48	100.0			58	100.0	29	100.0	61	98.4	58	100.0		
3191036	Tlokola Senior Secondary	N	1	20		80.0	10	100.0	20	90.0			95	98.9	65	90.8	65	95.4	93	55.9	85	90.6	10	90.0	10	50.0		
3191037	Tlotlisong No1 Senior Secondary	N	3	25		80.0	62	100.0	25	84.0	25	68.0	109	100.0	33	100.0			84	89.3	86	100.0	23	87.0	47	72.3		
3193032	Tsebo Senior Secondary	N	1	17		82.4			45	97.8			86	100.0	69	87.0			69	95.7	39	100.0	47	83.0	41	90.2		
3193034	Tseki Senior Secondary	N	1	23		21.7					23	34.8	47	93.6	47	72.3			24	66.7	23	87.0	24	37.5	24	45.8		
3191038	Tshepang Senior Secondary	N	1	30		73.3			32	96.9			66	100.0	19	100.0	19	100.0	14	92.9	52	100.0	14	85.7	14	92.9		
3193035	Tshibollo Senior Secondary	N	1	17		88.2			38	94.7	17	88.2	84	100.0	47	95.7	26	88.5	67	70.1	63	95.2	21	85.7	20	75.0		
3192031	Tsholo Senior Secondary	Y	1	34		64.7	32	93.8	46	69.6	46	71.7	101	98.0	25	96.0			55	92.7	57	94.7	44	79.5	35	82.9		
3191040	Voortrekker Senior Secondary	N	5	12		100.0			25	100.0	21	100.0	104	100.0	41	100.0			93	96.8	71	100.0	74	100.0	59	98.3		
3194018	Vredecombined	N	4	2		100.0			5	100.0			20	100.0	4	100.0			11	100.0	12	100.0	8	100.0	4	100.0		
3191041	Witteberg Senior Secondary	N	5	23		100.0			48	100.0	7	100.0	97	100.0	30	100.0			68	100.0	63	100.0	65	100.0	51	98.0		

District Name	Centre no	Centre name	Dinaledi	Quintile	Accounting		Agricultural Sciences		Business Studies		Economics		English (FAL)		Geography		History		Life Sciences		Mathematical Literacy		Mathematics		Physical Sciences			
					Wrote	% Achieved at 30% and above	Wrote	% Achieved at 30% and above	Wrote	% Achieved at 30% and above	Wrote	% Achieved at 30% and above	Wrote	% Achieved at 30% and above	Wrote	% Achieved at 30% and above	Wrote	% Achieved at 30% and above	Wrote	% Achieved at 30% and above	Wrote	% Achieved at 30% and above	Wrote	% Achieved at 30% and above	Wrote	% Achieved at 30% and above	Wrote	% Achieved at 30% and above
					XHARIEP	3161001	Ajc Joostecombined	N	1					9	55.6			9	100.0			6	100.0	3	100.0	9	100.0	
	3161002	Albertina Sisulu Senior Secondary	N	2	34	14.7			71	52.1	71	84.5	71	97.2							71	81.7						
	3161003	Beang Tse Molemo Senior Secondary	N	3	6	50.0			21	85.7			21	100.0	15	93.3			6	100.0	20	90.0	1	100.0				
	3161004	Boaramelocombined	N	1	12	83.3			28	89.3	16	87.5	31	100.0	6	83.3			18	61.1	28	96.4	3	33.3	2	100.0		
	3161006	Edenburg (Reitz-Steynstr)Combined	N	1					17	94.1			17	100.0			17	100.0	13	84.6	17	100.0						
	3161010	Hendrik Potgieter As	N	4	2	100.0	6	100.0	4	50.0			18	100.0					11	100.0	14	100.0	4	100.0	3	66.7		
	3161011	Ikanyegengcombined	N	2	7	100.0					15	86.7	29	100.0	20	65.0	9	88.9	14	64.3	21	90.5	8	87.5	8	37.5		
	3161012	Ipetleng Senior Secondary	N	1	8	37.5			8	100.0	8	62.5	54	100.0	46	50.0	34	79.4	46	45.7	42	88.1	12	41.7	12	33.3		
	3161015	Jacobsdal Landbouskool	N	5	14	100.0	20	100.0					64	100.0					32	100.0	42	100.0	22	100.0	17	100.0		
	3161060	Koffiefontein Intermediate	N	2					29	86.2			49	100.0	38	86.8	20	100.0	31	67.7	49	100.0						
	3161017	Koffiefonteincombined	N	4	5	100.0			10	100.0			18	100.0	7	85.7			11	100.0	6	100.0	12	66.7	8	87.5		
	3161019	Lere La Thuto Senior Secondary	Y	1	27	77.8			69	92.8			145	100.0	109	93.6	50	96.0	76	71.1	112	100.0	33	60.6	27	66.7		
	3161022	Luckhoffcombined	N	2					11	63.6			15	100.0	15	73.3	4	50.0	15	86.7	15	80.0						
	3161029	Olien Senior Secondary	N	1	15	80.0			46	65.2			74	100.0					28	89.3	56	82.1	18	33.3	25	40.0		
	3161030	Panoramacombined	N	2					14	100.0	14	100.0	23	100.0	9	77.8	9	100.0	5	80.0	23	87.0						
	3161031	Pellissiercombined	N	3									16	100.0	4	100.0			16	68.8	14	100.0	2	100.0	2	100.0		
	3161032	Philippolis Senior Secondary	N	2					17	94.1			40	100.0			20	95.0	21	76.2	35	94.3	6	66.7	6	100.0		

District Name	Centre no	Centre name	Dinaledi	Quintile	Accounting		Agricultural Sciences		Business Studies		Economics		English (FAL)		Geography		History		Life Sciences		Mathematical Literacy		Mathematics		Physical Sciences			
					Wrote	% Achieved at 30% and above	Wrote	% Achieved at 30% and above	Wrote	% Achieved at 30% and above	Wrote	% Achieved at 30% and above	Wrote	% Achieved at 30% and above	Wrote	% Achieved at 30% and above	Wrote	% Achieved at 30% and above	Wrote	% Achieved at 30% and above	Wrote	% Achieved at 30% and above	Wrote	% Achieved at 30% and above	Wrote	% Achieved at 30% and above	Wrote	% Achieved at 30% and above
					XHARIEP	3161054	Pt Sanders Combined	N	2					17	52.9			16	100.0	12	91.7	17	100.0	5	100.0	14	100.0	3
3161033	Reikaeletse Senior Secondary	N	2	8		50.0			8	87.5	8	100.0	29	100.0	14	57.1	14	100.0	21	76.2	22	100.0	7	57.1	7	85.7		
3161034	Relebohile Sibulelecombined	N	2	3		100.0			29	100.0	11	81.8	43	100.0			18	100.0	14	92.9	35	100.0	8	50.0	14	71.4		
3161038	Springfontein Senior Secondary	N	2						13	92.3			28	100.0	15	86.7			28	57.1	25	92.0	3	100.0	3	100.0		
3161039	Thabo-Vuyo Senior Secondary	N	2	34		85.3			34	100.0	34	97.1	103	100.0	55	61.8	55	98.2	14	78.6	86	87.2	17	47.1	14	28.6		
3161040	Trompsburg Senior Secondary	N	3	7		14.3			15	86.7			34	100.0	27	96.3	10	90.0	19	89.5	29	96.6	5	80.0	7	100.0		
3161044	Wongalethu Senior Secondary	N	3	3		100.0			3	100.0			55	98.2	52	59.6	40	95.0	52	61.5	40	97.5	15	53.3	12	91.7		
3161046	Zastroncombined	N	4	10		100.0			20	100.0			33	100.0	23	100.0			13	100.0	23	100.0	10	100.0	4	100.0		

5.3 GAUTENG

DISTRICT LEVEL SUBJECT PERFORMANCE

District Name	Accounting		Agricultural Sciences		Business Studies		Economics		English (FAL)		Geography		History		Life Sciences		Mathematical Literacy		Mathematics		Physical Sciences	
	Wrote	%Achieved at 30% and above	Wrote	%Achieved at 30% and above	Wrote	%Achieved at 30% and above	Wrote	%Achieved at 30% and above	Wrote	%Achieved at 30% and above	Wrote	%Achieved at 30% and above	Wrote	%Achieved at 30% and above	Wrote	%Achieved at 30% and above	Wrote	%Achieved at 30% and above	Wrote	%Achieved at 30% and above	Wrote	%Achieved at 30% and above
EKURHULENI NORTH	2 286	68.6	195	82.6	4 330	91.1	2 486	82.7	5 214	99.9	3 348	91.1	2 058	92.3	4 258	79.6	5 571	95.6	3 619	74.4	2 638	76.3
EKURHULENI SOUTH	2 676	68.2	105	84.8	4 611	86.9	3 404	81.6	7 181	99.6	3 739	80.1	2 220	84.4	4 490	75.5	7 114	92.6	3 292	69.6	2 647	73.0
GAUTENG EAST	1 488	66.8			2 792	89.0	2 095	81.6	5 001	99.8	2 632	87.7	1 459	90.1	2 505	86.1	4 609	93.1	1 955	70.6	1 812	70.8
GAUTENG NORTH	453	66.9	19	63.2	804	90.2	392	87.0	1 315	100.0	788	85.7	375	84.0	730	79.5	1 150	94.6	588	73.1	491	81.5
GAUTENG WEST	1 573	72.2	89	79.8	2 698	90.0	1 322	88.4	4 872	100.0	2 754	87.4	1 001	91.8	2 931	83.6	4 244	95.3	2 122	78.0	1 866	74.5
JOHANNESBURG CENTRAL	2 412	69.1			3 887	91.0	2 176	83.8	4 211	99.8	3 433	89.7	2 505	90.4	3 866	80.1	4 842	93.1	2 878	67.0	2 159	74.0
JOHANNESBURG EAST	1 870	80.1	46	100.0	3 198	92.6	1 525	81.6	2 659	99.9	2 933	91.1	2 316	93.7	3 422	84.5	3 829	93.9	3 083	77.3	2 161	81.0
JOHANNESBURG NORTH	1 743	69.5			2 589	91.0	1 426	86.2	3 088	99.7	2 953	86.0	2 110	91.1	3 140	81.1	3 775	93.4	2 626	75.4	1 980	78.0
JOHANNESBURG SOUTH	1 684	73.1	142	86.6	3 010	89.3	2 197	79.0	2 866	99.3	3 254	85.7	1 624	89.0	3 466	76.6	4 341	93.2	2 165	65.9	1 781	70.5
JOHANNESBURG WEST	1 191	67.2			2 064	90.3	1 361	89.5	3 080	99.9	1 859	88.9	1 146	94.5	1 931	82.4	3 161	94.7	1 427	75.0	1 095	72.9
SEDIBENG EAST	595	78.0	38	100.0	1 392	92.1	443	84.9	1 562	99.7	704	88.4	356	95.8	1 213	85.2	1 474	95.5	1 115	73.4	869	78.8
SEDIBENG WEST	1 251	62.2	72	79.2	2 490	83.9	2 251	79.9	4 738	99.7	1 795	86.4	966	85.2	2 573	78.4	3 623	91.6	1 758	64.8	1 725	68.8
TSHWANE NORTH	1 720	60.9	168	89.9	2 513	89.6	1 583	79.6	5 657	100.0	2 568	87.9	1 363	85.9	3 240	79.0	4 143	95.7	2 349	76.9	2 189	76.0
TSHWANE SOUTH	2 856	78.1	1	0.0	4 902	87.5	2 462	77.9	6 188	99.4	3 102	89.4	1 754	92.4	4 355	88.3	5 462	93.6	5 171	82.5	4 013	82.5
TSHWANE WEST	1 615	69.2	132	74.2	2 882	86.7	1 857	84.7	5 674	99.9	3 475	88.4	1 230	92.2	3 570	81.9	4 394	94.3	2 760	68.2	2 410	72.5



“Our children are the rock on which our future will be built, our greatest asset as a nation. They will be the leaders of our country, the creators of our national wealth, those who care for and protect our people.”

SCHOOL LEVEL SUBJECT PERFORMANCE

District Name	Centre no	Centre name	Dinaledi	Quintile	Accounting		Agricultural Sciences		Business Studies		Economics		English (FAL)		Geography		History		Life Sciences		Mathematical Literacy		Mathematics		Physical Sciences			
					Wrote	% Achieved at 30% and above	Wrote	% Achieved at 30% and above	Wrote	% Achieved at 30% and above	Wrote	% Achieved at 30% and above	Wrote	% Achieved at 30% and above	Wrote	% Achieved at 30% and above	Wrote	% Achieved at 30% and above	Wrote	% Achieved at 30% and above	Wrote	% Achieved at 30% and above	Wrote	% Achieved at 30% and above	Wrote	% Achieved at 30% and above	Wrote	% Achieved at 30% and above
					EKURHULENI NORTH	8400186	Armour Foundation Learning Institute	N		11	81.8			17	100.0	17	100.0			18	100.0			18	77.8	23	100.0	12
8310136	Ashbury	N		6		83.3			9	100.0					4	100.0	4	100.0	13	100.0	8	100.0	11	100.0	10	90.0		
8160184	Bedfordview High	N	5	27		59.3			72	88.9	76	68.4									66	98.5	35	82.9	23	60.9		
8310144	Belverdere Skool	N											14	100.0							27	96.3						
8312158	Benoni Christian	N													10	100.0	5	100.0	10	90.0	5	100.0	5	20.0	5	40.0		
8310904	Benoni Educational College	N		28		89.3			66	100.0	45	100.0			36	94.4	24	100.0	47	97.9	70	100.0	30	83.3	19	100.0		
8310151	Benoni High	N	5	64		98.4			149	100.0	70	98.6			70	100.0	35	100.0	134	100.0	148	100.0	127	96.9	84	96.4		
8312091	Benoni Muslim	N		12		91.7			19	100.0	22	100.0			17	100.0			10	100.0	9	100.0	20	90.0	7	100.0		
8400054	Bertharry English Private	N		12		83.3			38	78.9	39	79.5			43	83.7	81	76.5	43	44.2	54	79.6	28	28.6	21	28.6		
8260620	Boitumelong Secondary	N	4	33		63.6			35	97.1	37	70.3	139	100.0	85	95.3	47	93.6	87	80.5	79	98.7	60	60.0	40	52.5		
8260646	Bokomoso Secondary	N	4	56		71.4			149	86.6	56	91.1	210	100.0	138	80.4	77	77.9	61	95.1	155	94.8	55	83.6	61	83.6		
8400251	Crystal Park High School	N	4	22		40.9			59	79.7	47	66.0			54	85.2	17	88.2	47	68.1	42	97.6	66	33.3	42	54.8		
8400098	Dalpark Learning Academy	N		9		66.7			88	89.8	63	74.6			28	60.7			15	80.0	94	85.1	5	80.0	11	45.5		
8160291	Dawnview High	N	5	30		80.0			100	94.0					37	94.6	37	97.3	39	89.7	120	99.2	29	86.2	26	88.5		
8310995	Dinoto Technical Secondary	N	3	21		71.4			38	92.1	38	81.6	151	99.3					69	85.5	77	97.4	75	74.7	114	38.6		
8312124	East Rand Of Arts	N		19		57.9			63	92.1	32	78.1	26	100.0					12	75.0	48	89.6	15	13.3				
8160390	Edenglen High	Y	5	77	90.9			134	99.3					118	100.0	79	100.0	98	98.0	101	100.0	163	89.0	89	89.9			

District Name	Centre no	Centre name	Dinaledi	Quintile	Accounting		Agricultural Sciences		Business Studies		Economics		English (FAL)		Geography		History		Life Sciences		Mathematical Literacy		Mathematics		Physical Sciences			
					Wrote	% Achieved at 30% and above	Wrote	% Achieved at 30% and above	Wrote	% Achieved at 30% and above	Wrote	% Achieved at 30% and above	Wrote	% Achieved at 30% and above	Wrote	% Achieved at 30% and above	Wrote	% Achieved at 30% and above	Wrote	% Achieved at 30% and above	Wrote	% Achieved at 30% and above	Wrote	% Achieved at 30% and above	Wrote	% Achieved at 30% and above	Wrote	% Achieved at 30% and above
					EKURHULENI NORTH	8160416	Edenvale High	Y	5	68	98.5			96	100.0					69	98.6	59	100.0	97	99.0	99	100.0	131
	8260711	Elite College	N						20	80.0	18	77.8			26	100.0			24	100.0	27	92.6	17	76.5	16	100.0		
	8310870	Ephes Mamkeli Secondary	N	3	35	37.1			33	97.0	21	90.5	198	100.0	164	87.8	108	99.1	111	76.6	132	94.7	68	60.3	58	63.8		
	8260794	Esselen Park Sport Of Excellence	N		5	80.0			6	100.0	11	90.9							10	90.0	12	91.7	4	75.0				
	8311050	Etwatwa Secondary	N	3	52	28.8			65	86.2	52	82.7	179	100.0	127	83.5	64	95.3	127	35.4	155	97.4	24	66.7	50	32.0		
	8310284	Gekombineerde Skool Noorderlig	N	3	12	75.0			41	97.6	20	55.0	26	100.0	13	92.3			23	100.0	49	91.8	19	73.7	14	78.6		
	8400124	Global Secondarycollege	N		14	92.9	8	100.0	39	97.4	23	82.6			24	100.0	3	100.0	8	100.0	39	92.3	8	75.0				
	8260109	Hoerskool Birchleigh	N	5	22	81.8			86	89.5			38	100.0	66	87.9	21	100.0	94	84.0	133	100.0	59	93.2	43	90.7		
	8310318	Hoerskool Brandwag	N	5	35	100.0			63	98.4			185	100.0	43	83.7			58	87.9	93	100.0	91	96.7	57	82.5		
	8160598	Hoerskool Goudrif	N	5	23	69.6			23	100.0			139	100.0	44	93.2			59	96.6	87	100.0	52	92.3	63	66.7		
	8310326	Hoerskool Hans Moore	N	5	8	100.0			47	83.0			67	100.0	7	100.0			50	90.0	47	100.0	62	88.7	50	90.0		
	8260117	Hoerskool Jeugland	N	5	38	97.4			79	89.9	25	96.0	250	100.0	42	97.6	36	100.0	79	93.7	140	99.3	111	92.8	57	89.5		
	8260125	Hoerskool Kempton Park	N	5	59	98.3			103	97.1	30	96.7	270	100.0	38	97.4	27	100.0	61	96.7	122	100.0	146	95.9	87	88.5		
	8160622	Hoerskool Vryburger High	N	5	33	78.8			69	100.0					54	88.9			48	83.3	105	100.0	27	88.9	17	88.2		
	8160572	Hs Edenvale (Dowerglen)	N	5	24	75.0			45	100.0									49	91.8	35	100.0	39	94.9	29	100.0		
	8311100	Hulwazi Secondary	Y	3	88	93.2			141	97.9	170	91.2	257	100.0	34	91.2	34	100.0	82	98.8	53	98.1	204	57.4	116	65.5		
	8260836	Ikusasa Comprehensive	N	3	48	52.1	11	100.0	48	91.7	61	85.2	154	100.0	75	92.0	41	97.6	33	100.0	110	95.5	44	88.6	44	86.4		
	8400289	Infinity International Academy	N						2	50.0					9	88.9	2	100.0	9	88.9			11	54.5	9	66.7		

District Name	Centre no	Centre name	Dinaledi	Quintile	Accounting		Agricultural Sciences		Business Studies		Economics		English (FAL)		Geography		History		Life Sciences		Mathematical Literacy		Mathematics		Physical Sciences			
					Wrote	% Achieved at 30% and above	Wrote	% Achieved at 30% and above	Wrote	% Achieved at 30% and above	Wrote	% Achieved at 30% and above	Wrote	% Achieved at 30% and above	Wrote	% Achieved at 30% and above	Wrote	% Achieved at 30% and above	Wrote	% Achieved at 30% and above	Wrote	% Achieved at 30% and above	Wrote	% Achieved at 30% and above	Wrote	% Achieved at 30% and above	Wrote	% Achieved at 30% and above
					EKURHULENI NORTH	8260877	Inqayizivele Secondary	Y	4	132	57.6			110	93.6	110	85.5	293	100.0	161	85.7	111	96.4	183	66.1	182	96.2	110
8400051	Jacaranda Academy	N						8	100.0					3	100.0	4	100.0	7	100.0	10	100.0	6	50.0	3	100.0			
8260976	Jiyana Secondary	N	4	66		65.2			74	78.4	135	83.7	193	100.0	92	98.9			108	86.1	156	96.8	38	81.6	39	64.1		
8310383	Kathstan College	N		2		100.0			14	92.9								5	100.0	13	100.0	6	100.0	4	100.0			
8311258	Lesiba Secondary	N	4	14		57.1	38	86.8	58	93.1	45	91.1	179	100.0	112	96.4	25	96.0	97	74.2	123	95.1	56	51.8	53	81.1		
8310060	Liverpool Secondary	N	4	49		98.0			95	94.7	73	86.3			64	98.4	24	95.8	93	90.3	132	97.7	51	86.3	38	92.1		
8311290	Mabuya Secondary	N	3	11		81.8			37	94.6	37	89.2	153	100.0	117	95.7	83	69.9	75	89.3	120	96.7	34	79.4	34	100.0		
8261727	Maranatha Christian	N		12		100.0			20	95.0	15	93.3			14	100.0			16	100.0	14	100.0	28	100.0	19	100.0		
8261057	Masiqhakaze Secondary	N	4	70		48.6	106	75.5	55	81.8	55	65.5	205	99.5	56	69.6	60	86.7	151	60.3	138	84.1	68	52.9	65	43.1		
8261065	Masisebenze Comprehensive	N	4	61		59.0			60	90.0	61	86.9	174	100.0	104	92.3	56	91.1	104	77.9	112	99.1	62	87.1	57	75.4		
8400224	Nashville Christian Collegel	N							22	50.0	22	40.9									22	68.2						
8400001	New Millennium College	N		14		42.9			19	84.2	19	68.4			11	100.0			11	100.0	19	100.0	11	45.5	11	63.6		
8260471	Norkem Park High	Y	5	68		80.9			133	97.7					79	93.7	46	97.8	94	85.1	94	100.0	124	60.5	69	87.0		
8261677	Oos-Rand Akademie	N							1	100.0			3	100.0	1	100.0			2	100.0	1	100.0	2	100.0	1	100.0		
8400059	Oxford Combined College	N		10		50.0	32	90.6	32	87.5	32	56.3	10	100.0	37	89.2			26	88.5	49	89.8	15	46.7	12	75.0		
8312075	Petit High	N	3	20		80.0			99	89.9	85	91.8	45	100.0	51	96.1	53	96.2	112	84.8	87	100.0	66	75.8	39	76.9		
8400138	Phomolong	N	3	48		100.0			131	98.5	48	95.8	199	100.0	151	94.0	31	100.0	78	98.7	104	89.4	95	44.2	47	76.6		
8160556	Primrose High	N	5	20		70.0			54	87.0			18	100.0					44	75.0	75	92.0	58	87.9	40	75.0		
8260133	Rhodesfield Ths	N	4																53	84.9			110	52.7	57	82.5		
8260562	Sir Pierre Van Ryneveld High	Y	5	38		97.4			122	96.7	59	86.4			69	98.6	73	100.0	102	95.1	100	100.0	96	69.8	53	94.3		

District Name	Centre no	Centre name	Dinaledi	Quintile	Accounting		Agricultural Sciences		Business Studies		Economics		English (FAL)		Geography		History		Life Sciences		Mathematical Literacy		Mathematics		Physical Sciences			
					Wrote	% Achieved at 30% and above	Wrote	% Achieved at 30% and above	Wrote	% Achieved at 30% and above	Wrote	% Achieved at 30% and above	Wrote	% Achieved at 30% and above	Wrote	% Achieved at 30% and above	Wrote	% Achieved at 30% and above	Wrote	% Achieved at 30% and above	Wrote	% Achieved at 30% and above	Wrote	% Achieved at 30% and above	Wrote	% Achieved at 30% and above	Wrote	% Achieved at 30% and above
					EKURHULENI NORTH	8261222	Sizwe Secondary	N	3	40	25.0			40	75.0	40	72.5	96	100.0	57	91.2	31	96.8	57	87.7	69	92.8	28
8260810	Spartan High	N		25		64.0			52	98.1	42	81.0			29	100.0			44	100.0	51	100.0	26	92.3	13	100.0		
8400281	St Athanasius Orthodox Christian Sch	N							8	87.5	4	75.0			25	80.0	12	58.3	29	51.7	18	88.9	11	45.5	9	44.4		
8400451	St Christopher'S Academy	N		4		75.0			19	78.9					6	83.3	15	80.0	14	64.3	18	94.4	6	0.0	4	0.0		
8311696	St Francis College	N		25		100.0			57	100.0									57	100.0	13	100.0	44	100.0	32	100.0		
8261172	Supero Combined	N		11		100.0			10	100.0	14	100.0							10	100.0	17	100.0	11	100.0	10	90.0		
8261305	Tembisa Secondary	Y	4	46		78.3			136	85.3	113	89.4	292	100.0	123	90.2	127	100.0	93	96.8	207	90.3	85	76.5	93	54.8		
8400117	Tembisa West	N	4	24		33.3			50	66.0	24	87.5	140	100.0	83	90.4	43	79.1	83	50.6	90	86.7	50	56.0	40	90.0		
8261313	Tersia King Learning Academy	N		21		66.7			47	100.0	25	92.0			21	100.0			28	100.0	29	100.0	24	100.0	17	64.7		
8400301	The Training Academy	N							10	80.0					15	93.3	11	100.0	20	85.0	19	100.0	5	60.0	3	0.0		
8261362	Thuto-Ke-Maatla Comprehensive	Y	4	77		36.4			114	89.5	94	87.2	244	100.0	65	89.2	44	81.8	146	57.5	142	93.7	102	42.2	73	83.6		
8311613	Unity Secondary	N	4	81		38.3			97	95.9	81	75.3	250	100.0	52	100.0	111	95.5	169	50.9	180	98.3	70	70.0	57	80.7		
8310094	William Hills Secondary	N	4	52		26.9			139	62.6	76	56.6							37	86.5	116	98.3	23	91.3	18	83.3		
8310847	Willowmoore High	Y	5	58		94.8			81	100.0					32	100.0	71	100.0	73	98.6	87	100.0	86	90.7	54	98.1		
8260596	Windsor House Academy	N		7		71.4			17	100.0									6	100.0	15	93.3	2	0.0	1	0.0		
8310854	Wordsworth High	N	5	27		100.0			75	100.0	42	100.0					63	98.4	51	98.0	83	100.0	42	100.0	31	90.3		
8261479	Zitikeni Secondary	Y	3	162		35.8			192	79.7	162	72.2	417	99.5	225	82.2	163	80.4	255	46.7	302	87.1	115	38.3	91	58.2		

District Name	Centre no	Centre name	Dinaledi	Quintile	Accounting		Agricultural Sciences		Business Studies		Economics		English (FAL)		Geography		History		Life Sciences		Mathematical Literacy		Mathematics		Physical Sciences			
					Wrote	% Achieved at 30% and above	Wrote	% Achieved at 30% and above	Wrote	% Achieved at 30% and above	Wrote	% Achieved at 30% and above	Wrote	% Achieved at 30% and above	Wrote	% Achieved at 30% and above	Wrote	% Achieved at 30% and above	Wrote	% Achieved at 30% and above	Wrote	% Achieved at 30% and above	Wrote	% Achieved at 30% and above	Wrote	% Achieved at 30% and above	Wrote	% Achieved at 30% and above
					EKURHULENI SOUTH	8160119	Afrikaanse Hoerskool Germiston	N	5	24	62.5			83	100.0			51	100.0					67	89.6	85	100.0	35
8340406	Alafang Secondary	N	3	51		47.1			86	67.4	51	72.5	179	100.0	114	73.7	60	73.3	92	63.0	139	91.4	40	60.0	54	44.4		
8340083	Alberton High	N	5	48		100.0			133	98.5	26	100.0			86	100.0			104	99.0	127	99.2	79	89.9	37	100.0		
8400012	Balmoral College	N		15		93.3			26	100.0	20	100.0	15	100.0	11	100.0			12	100.0	24	100.0	14	78.6	12	83.3		
8160234	Boksburg High	Y	4	87		97.7					94	93.6			37	100.0	88	100.0	110	91.8	139	100.0	173	91.3	103	94.2		
8340125	Bracken High	Y	5	63		93.7			80	100.0					68	100.0	28	100.0	121	98.3	106	100.0	118	84.7	72	95.8		
8340463	Buhlebuzile Secondary	N	3	61		54.1			50	84.0	71	76.1	138	100.0	62	88.7			67	71.6	65	93.8	73	56.2	63	92.1		
8162032	Cladelton International Col(S.A. Inter)	N		18		61.1			19	94.7	15	73.3	16	100.0	17	94.1			15	86.7	36	100.0			11	45.5		
8160317	Dinwiddie High	Y	5	52		84.6			130	98.5	100	94.0			58	94.8	71	100.0	54	90.7	134	97.8	60	61.7	38	76.3		
8340026	Edenpark Secondary	N	4	18		83.3			90	87.8	63	82.5	35	100.0	31	93.5	16	100.0	28	89.3	96	96.9	22	81.8	12	100.0		
8340562	Eketsang Secondary	N	4	22		77.3			77	67.5	74	85.1	181	100.0	72	75.0	69	91.3	104	59.6	164	89.6	16	87.5	16	75.0		
8161752	Erasmus Monareng Secondary	N	4	61		80.3			79	87.3	104	71.2	243	100.0					175	53.7	116	97.4	127	37.8	72	52.8		
8162115	Falcons Educ	N		15		86.7			29	100.0	24	100.0	25	100.0	21	100.0			22	100.0	31	100.0	19	94.7	16	100.0		
8161786	Franciscan Matric Project	N		99		52.5			316	82.0			226	100.0			156	81.4	227	68.3	318	92.5	137	73.0	115	67.0		
8340604	Fumana Secondary	N	3	96		56.3			104	95.2	132	90.9	361	99.4	213	65.3	158	73.4	168	50.0	261	90.0	101	55.4	82	67.1		
8160457	Germiston High	N	5	34		100.0			97	97.9	75	98.7			48	100.0	35	100.0	64	95.3	110	100.0	96	81.3	65	76.9		
8400109	Glenbrack Jun Secondary	N	5	29		75.9			28	100.0	28	89.3			23	95.7	20	90.0	40	82.5	46	97.8	22	59.1	20	70.0		
8161794	Graceland Education Centre	N	2	29		82.8			44	95.5	37	94.6			88	90.9	59	98.3	44	97.7	81	100.0	57	64.9	37	81.1		
8400137	Greenfields Secondary	N	2	43	27.9	49	73.5	43	100.0	43	86.0	212	100.0	142	67.6	62	93.5	107	51.4	156	92.3	56	39.3	41	63.4			
8340182	Hoerskool Alberton	N	5	21	90.5			55	94.5	6	66.7	149	100.0	24	100.0			68	89.7	83	98.8	66	75.8	33	93.9			

District Name	Centre no	Centre name	Dinaledi	Quintile	Accounting		Agricultural Sciences		Business Studies		Economics		English (FAL)		Geography		History		Life Sciences		Mathematical Literacy		Mathematics		Physical Sciences			
					Wrote	% Achieved at 30% and above	Wrote	% Achieved at 30% and above	Wrote	% Achieved at 30% and above	Wrote	% Achieved at 30% and above	Wrote	% Achieved at 30% and above	Wrote	% Achieved at 30% and above	Wrote	% Achieved at 30% and above	Wrote	% Achieved at 30% and above	Wrote	% Achieved at 30% and above	Wrote	% Achieved at 30% and above	Wrote	% Achieved at 30% and above	Wrote	% Achieved at 30% and above
					EKURHULENI SOUTH	8340190	Hoerskool Dinamika	N	5	26	100.0			44	97.7	22	95.5	173	100.0	35	97.1			36	97.2	110	100.0	62
8160564	Hoerskool Dr E G Jansen	N	5	36		100.0			96	94.8	27	92.6	232	100.0	38	94.7			57	100.0	163	100.0	69	97.1	40	100.0		
8160580	Hoerskool Elsburg	N	5	9		88.9			28	85.7	10	80.0	40	100.0					10	90.0	32	100.0	8	100.0	4	75.0		
8160549	Hoerskool Elspark	N	5	5		100.0			46	78.3			134	100.0					31	64.5	103	98.1	31	90.3	32	53.1		
8340166	Hoerskool Marais Viljoen	N	5	64		100.0			164	98.2	54	100.0	147	100.0	6	100.0			112	95.5	153	98.7	110	94.5	100	96.0		
8160606	Hoerskool Oosterlig	N	5	22		100.0			58	100.0	1	100.0	166	100.0	52	98.1	35	100.0	62	96.8	94	100.0	72	100.0	56	83.9		
8160614	Hoerskool Voortrekker	Y	4	30		100.0			100	96.0			6	100.0	56	96.4			89	94.4	96	100.0	62	98.4	61	98.4		
8161802	Illinge Secondary	N	3	38		57.9			43	88.4	38	84.2	162	98.8	120	59.2	81	76.5	44	90.9	141	85.1	22	90.9	44	56.8		
8400268	Impact Tutorial Cent Indep High Sch	N							12	100.0					5	100.0	3	100.0	7	85.7	12	100.0						
8161828	Institute Status Acres Secondary	N		4		75.0			17	82.4	11	72.7	34	100.0					19	78.9	26	88.5	8	62.5	6	66.7		
8400288	Ithuba Community College	N		7		28.6			7	85.7			14	100.0			14	78.6	7	14.3	5	100.0	9	0.0	7	0.0		
8340711	Katlehong Secondary	N	3	46		76.1			86	90.7	46	80.4	201	100.0	155	79.4	112	85.7	114	52.6	142	90.8	59	57.6	43	60.5		
8341594	Katlehongtech S S	N	4	94		56.4			126	72.2	126	62.7	209	99.0					58	81.0	151	94.0	58	74.1	83	54.2		
8340802	Kwadukathole Comprehensive	N	4	61		45.9			136	71.3	142	75.4	178	98.9			46	93.5	105	73.3	154	92.9	24	58.3	23	78.3		
8340810	Landulwazi Comprehensive	Y	3	46		43.5			46	76.1	31	74.2	192	99.5	68	55.9			58	51.7	146	82.9	47	29.8	47	34.0		
8340844	Lethukuthula Secondary	N	3	54	70.4			146	80.8	87	88.5	180	100.0	93	83.9			34	97.1	142	99.3	38	60.5	34	73.5			
8161893	Lethulwazi Comprehensive	N	5	101	57.4			101	93.1	138	89.9	178	100.0					77	89.6	71	94.4	106	60.4	77	64.9			

District Name	Centre no	Centre name	Dinaledi	Quintile	Accounting		Agricultural Sciences		Business Studies		Economics		English (FAL)		Geography		History		Life Sciences		Mathematical Literacy		Mathematics		Physical Sciences			
					Wrote	% Achieved at 30% and above	Wrote	% Achieved at 30% and above	Wrote	% Achieved at 30% and above	Wrote	% Achieved at 30% and above	Wrote	% Achieved at 30% and above	Wrote	% Achieved at 30% and above	Wrote	% Achieved at 30% and above	Wrote	% Achieved at 30% and above	Wrote	% Achieved at 30% and above	Wrote	% Achieved at 30% and above	Wrote	% Achieved at 30% and above	Wrote	% Achieved at 30% and above
EKURHULENI NORTH	8161901	Masithwalisane Secondary	N	4	63	58.7			65	86.2	87	73.6	192	99.5	102	76.5	16	100.0	103	77.7	177	88.7	46	60.9	85	40.0		
	8340984	Mpilisweni Secondary	N	3	29	69.0			37	64.9	75	60.0	207	99.0	105	58.1	140	56.4	59	61.0	169	79.9	40	32.5	39	79.5		
	8340992	Mpontsheng Secondary	N	3	31	48.4			31	87.1	25	92.0	128	99.2	97	60.8	69	78.3	57	49.1	103	83.5	25	64.0	25	60.0		
	8400401	O R Tambo Secondary School	N		15	100.0			41	95.1	15	93.3	80	100.0	65	87.7			38	84.2	26	92.3	54	46.3	39	59.0		
	8160051	Oosrand Secondary	N	4	17	64.7			57	94.7	61	77.0	32	100.0	59	93.2			52	90.4	101	96.0	22	72.7	27	77.8		
	8340067	Palmridge Secondary	N	2	65	50.8			130	76.9	94	45.7			50	72.0	46	93.5	49	85.7	133	83.5	46	63.0	26	84.6		
	8340331	Parklands High	N	5	30	50.0			47	85.1	28	75.0			51	76.5			61	83.6	71	95.8	37	35.1	61	26.2		
	8162156	Phineas Xulu Secondary	N	4	78	14.1			99	38.4	78	37.2	194	94.3	96	69.8	52	71.2	44	75.0	176	63.6	19	57.9	19	78.9		
	8341099	Phumlani Secondary	Y	3	86	79.1			86	96.5	86	98.8	211	100.0	126	90.5			125	80.8	126	96.8	86	81.4	53	67.9		
	8400213	Phumula Gardens Senior Secondary	N	5	49	85.7			75	92.0	75	92.0	236	100.0	162	79.6	60	96.7	102	76.5	192	89.1	45	86.7	34	82.4		
	8341123	Ponego Secondary	N	4	107	74.8			122	91.0	118	90.7	197	100.0	49	83.7	44	86.4	79	86.1	141	98.6	56	85.7	46	89.1		
	8160069	Reiger Park Secondary	N	2					67	86.6	102	67.6	42	100.0	110	82.7	138	68.1	35	94.3	170	92.9	17	94.1	35	62.9		
	8162016	Rondebult Secondary	Y	2	36	100.0			79	97.5	79	91.1	104	100.0	47	100.0			47	100.0	43	93.0	83	67.5	47	89.4		
	8400227	Roodekop High School	N	4	44	93.2			60	100.0	86	97.7			47	100.0			67	98.5	65	100.0	62	96.8	41	100.0		
	8161398	School Of Achievement/ Prestasieskool	N										11	100.0	12	91.7					40	100.0						
	8341255	Sijabulile Secondary	N	4	47	70.2			42	88.1	52	80.8	171	100.0	110	66.4	94	83.0	108	47.2	146	87.0	25	52.0	25	68.0		
	8340323	Sparrow Combined - Alberton	N						14	92.9	6	100.0					1	100.0	7	100.0	5	100.0	10	60.0	4	100.0		
8161521	Sunward Park High	Y	5	34	94.1			117	97.4	88	90.9			33	100.0	38	94.7	72	90.3	132	100.0	92	80.4	43	93.0			

District Name	Centre no	Centre name	Dinaledi	Quintile	Accounting		Agricultural Sciences		Business Studies		Economics		English (FAL)		Geography		History		Life Sciences		Mathematical Literacy		Mathematics		Physical Sciences			
					Wrote	% Achieved at 30% and above	Wrote	% Achieved at 30% and above	Wrote	% Achieved at 30% and above	Wrote	% Achieved at 30% and above	Wrote	% Achieved at 30% and above	Wrote	% Achieved at 30% and above	Wrote	% Achieved at 30% and above	Wrote	% Achieved at 30% and above	Wrote	% Achieved at 30% and above	Wrote	% Achieved at 30% and above	Wrote	% Achieved at 30% and above	Wrote	% Achieved at 30% and above
					EKURHULENI SOUTH	8341339	Thabo-Ntsako Secondary	N	3	39	41.0			39	82.1	39	89.7	116	99.1	77	74.0	48	89.6	77	53.2	82	93.9	34
8341347	Thoko Thaba Secondary	N	3	46		30.4			46	84.8	46	76.1	168	99.4	123	75.6	57	68.4	123	58.5	127	87.4	42	59.5	66	54.5		
8162073	Thuto-Lesedi Secondary	Y	4	53		86.8			130	80.8	109	95.4	259	99.6	70	80.0	42	90.5	70	82.9	151	82.8	108	48.1	67	73.1		
8341040	Thutopele Secondary	N	4	41		61.0			71	59.2	71	52.1	175	100.0	71	90.1	41	97.6	105	47.6	145	85.5	30	46.7	30	73.3		
8341370	Tiisetsong Secondary	N	3	93		44.1	56	94.6	93	82.8	93	69.9	183	100.0	34	88.2	34	97.1	90	86.7	113	98.2	70	64.3	56	78.6		
8162099	Vosloorus Comprehensive Secondary	N	4	51		62.7			112	89.3	51	86.3	162	100.0	42	69.0	42	95.2	81	67.9	111	96.4	52	46.2	33	81.8		
8400139	Windmillpark Secondary	N	2	23		52.2			45	77.8	45	82.2			123	77.2	63	95.2	123	64.2	135	92.6	33	39.4	12	91.7		
8341511	Winile Secondary	N	2	34		76.5			45	86.7	45	84.4	117	100.0	73	86.3	51	88.2	41	78.0	96	89.6	22	72.7	22	81.8		
8400122	Zonkizizwe Secondary	N	2	36		86.1			36	91.7	54	88.9	119	99.2	62	80.6	31	96.8	66	80.3	80	95.0	40	37.5	35	80.0		
8350025	Alrapark Secondary	N	4	26		84.6			66	86.4	66	81.8					40	97.5			65	96.9						
GAUTENG EAST	8350561	Asser Maloka Secondary	Y	1	39	28.2			53	77.4	51	80.4	135	100.0	82	100.0	45	100.0	84	83.3	108	93.5	27	70.4	26	88.5		
	8310862	B.B. Myataza (Ex Abednigo Manana)	N	3	26	34.6			26	80.8	36	83.3	83	100.0	47	78.7	10	100.0	31	77.4	69	92.8	14	78.6	21	76.2		
	8310201	Brakpan High	N	5	46	95.7			116	97.4					54	94.4	26	100.0	75	96.0	91	98.9	89	75.3	64	92.2		
	8400321	Brakpan Opvoedkundige Sentrum	N		3	66.7			18	77.8	1	100.0	13	100.0	17	76.5	10	90.0	10	90.0	22	86.4	6	66.7	7	28.6		
	8310938	Buhlebemfundo Secondary	Y	3	30	56.7			47	95.7	72	76.4	186	100.0	114	96.5	43	83.7	114	87.7	115	97.4	71	57.7	62	62.9		

District Name	Centre no	Centre name	Dinaledi	Quintile	Accounting		Agricultural Sciences		Business Studies		Economics		English (FAL)		Geography		History		Life Sciences		Mathematical Literacy		Mathematics		Physical Sciences			
					Wrote	% Achieved at 30% and above	Wrote	% Achieved at 30% and above	Wrote	% Achieved at 30% and above	Wrote	% Achieved at 30% and above	Wrote	% Achieved at 30% and above	Wrote	% Achieved at 30% and above	Wrote	% Achieved at 30% and above	Wrote	% Achieved at 30% and above	Wrote	% Achieved at 30% and above	Wrote	% Achieved at 30% and above	Wrote	% Achieved at 30% and above	Wrote	% Achieved at 30% and above
					GAUTENG EAST	8311837	Caiphus Nyoka Secondary	N	2	46	39.1			100	83.0	54	98.1	140	100.0	86	84.9	54	79.6	40	45.0	107	92.5	34
8400217	Dalpark Secondary School	N	2	32		100.0			34	97.1	34	94.1			56	100.0	38	97.4	50	100.0	53	100.0	50	82.0	31	93.5		
8310979	Davey Secondary	N	3	13		38.5			36	63.9	36	66.7	66	100.0	25	92.0	3	33.3	30	83.3	61	85.2	5	80.0	13	53.8		
8400062	Die Heuwel Christian School	N		2		100.0							2	100.0					3	100.0	5	100.0	1	100.0				
8311001	Dr Harry Gwala Secondary	N	2	16		50.0			70	87.1	48	70.8	106	99.1	39	82.1	22	100.0	17	76.5	66	90.9	40	65.0	36	72.2		
8350058	Dr. W.K. Du Plessis-Skool	N							19	94.7			21	100.0							28	100.0						
8350686	Esibonelwesihle Secondary	N	3	13		100.0			13	100.0	13	84.6	69	100.0	42	95.2	14	100.0	56	89.3	41	92.7	28	67.9	27	77.8		
8400216	Etwatwa Secondaryext 31	N	1	15		86.7			39	92.3	22	77.3	75	100.0	35	97.1	43	95.3	36	94.4	59	98.3	17	76.5	17	82.4		
8350074	Eureka High	N	4	29		89.7			49	93.9	32	87.5			82	97.6	18	100.0	58	100.0	64	96.9	56	48.2	45	68.9		
8310029	Geluksdal Secondary	N	4	28		89.3			71	87.3	68	82.4			62	91.9	74	85.1	36	91.7	103	95.1	32	90.6	26	92.3		
8311092	Hb Nyathi Secondary	N	3	65		24.6			119	82.4	65	76.9	158	100.0	54	75.9	54	94.4	39	100.0	131	90.8	26	84.6	39	64.1		
8350108	Hoer Tegiese Skool Springs	N	3						37	73.0			19	100.0							80	100.0	31	96.8	74	47.3		
8310300	Hoerskool Die Anker	N	5	16		100.0			50	100.0	14	92.9	204	100.0	16	100.0			40	92.5	148	100.0	56	92.9	41	75.6		
8350116	Hoerskool Hugenote	N	4	27		96.3			63	95.2	11	90.9	210	100.0	56	96.4			64	95.3	109	100.0	101	87.1	72	88.9		
8350124	Hoerskool Johan Jurgens	N	4	35		100.0			102	94.1	34	97.1	81	100.0	31	93.5			40	97.5	128	97.7	42	76.2	35	80.0		
8350132	Hoerskool John Vorster	N	5	10		100.0			69	88.4			105	100.0	15	86.7			47	93.6	91	97.8	26	96.2	33	57.6		
8310359	Hoerskool Stoffberg	N	5	25		96.0			38	94.7	15	100.0	146	100.0					24	100.0	119	99.2	27	92.6	29	82.8		

District Name	Centre no	Centre name	Dinaledi	Quintile	Accounting		Agricultural Sciences		Business Studies		Economics		English (FAL)		Geography		History		Life Sciences		Mathematical Literacy		Mathematics		Physical Sciences			
					Wrote	% Achieved at 30% and above	Wrote	% Achieved at 30% and above	Wrote	% Achieved at 30% and above	Wrote	% Achieved at 30% and above	Wrote	% Achieved at 30% and above	Wrote	% Achieved at 30% and above	Wrote	% Achieved at 30% and above	Wrote	% Achieved at 30% and above	Wrote	% Achieved at 30% and above	Wrote	% Achieved at 30% and above	Wrote	% Achieved at 30% and above	Wrote	% Achieved at 30% and above
GAUTENG EAST	8359001	Jameson Girls High	N		20	65.0			32	81.3	41	87.8					16	100.0	28	60.7	45	93.3	3	100.0	7	57.1		
	8311142	Je Malepe Secondary	Y	4	58	31.0			58	89.7	58	87.9	181	100.0	88	94.3	70	98.6	88	81.8	116	91.4	65	58.5	53	77.4		
	8350793	Kenneth Masekela Secondary	N	3	77	59.7			77	88.3	77	83.1	196	100.0	84	94.0	74	97.3	45	97.8	135	87.4	61	50.8	45	82.2		
	8400223	Kwathema Ext 7 Secondary	N	2	34	52.9			34	97.1	34	97.1	113	100.0	79	100.0	39	97.4	80	76.3	87	100.0	27	85.2	40	70.0		
	8350843	Laban Motlhabi Comprehensive	N	4	56	75.0			53	94.3	37	91.9	98	100.0					35	91.4	71	100.0	27	81.5	61	54.1		
	8350850	Lefa-ifa Secondary	N	4	38	28.9			38	76.3	37	64.9	123	100.0	85	69.4	56	89.3	29	82.8	94	87.2	29	37.9	29	65.5		
	8311324	Mamellong Comprehensive	N	4	23	91.3			23	100.0	23	100.0	115	100.0	83	94.0	35	97.1	71	88.7	70	95.7	45	77.8	45	55.6		
	8350918	Mom Sebone Secondary	Y	4	47	59.6			47	89.4	47	80.9	200	99.5	153	90.8	47	97.9	93	69.9	145	95.2	55	61.8	46	73.9		
	8310581	Muriel Brandskool	N						22	95.5			13	100.0					4	50.0	20	100.0						
	8350033	Nigel Secondary	Y	4											22	95.5	22	77.3	26	100.0	37	100.0	11	100.0	26	73.1		
	8350371	Nigel High	N	5	45	93.3			137	97.1					26	96.2	65	100.0	100	82.0	102	99.0	69	65.2	46	71.7		
	8350934	Nimrod Ndebele Secondary	N	4	15	80.0			34	91.2	15	93.3	88	100.0	43	90.7	14	100.0	59	69.5	58	94.8	31	38.7	28	64.3		
	8350959	Nkumbulo Secondary	N	4	14	35.7			61	78.7	89	58.4	189	99.5	110	60.0	24	83.3	63	57.1	154	73.4	35	31.4	33	39.4		
	8350397	Olympia Park School	N										15	100.0							28	96.4						
	8400249	Phakamani Secondary School	N		30	46.7			30	96.7	51	86.3	94	100.0	42	95.2			51	92.2	51	96.1	43	81.4	32	71.9		
	8311431	Phandimfundo Secondary	N	3	46	89.1			76	90.8	175	83.4	205	100.0	27	66.7	83	81.9	46	97.8	163	87.7	43	79.1	29	89.7		
	8351007	Phulong Secondary	N	4	9	55.6			36	100.0	37	83.8	122	100.0	67	100.0	25	84.0	88	94.3	64	96.9	58	79.3	58	74.1		
8350447	Proteaskool /	N						17	100.0			15	100.0							35	94.3							

District Name	Centre no	Centre name	Dinaledi	Quintile	Accounting		Agricultural Sciences		Business Studies		Economics		English (FAL)		Geography		History		Life Sciences		Mathematical Literacy		Mathematics		Physical Sciences			
					Wrote	% Achieved at 30% and above	Wrote	% Achieved at 30% and above	Wrote	% Achieved at 30% and above	Wrote	% Achieved at 30% and above	Wrote	% Achieved at 30% and above	Wrote	% Achieved at 30% and above	Wrote	% Achieved at 30% and above	Wrote	% Achieved at 30% and above	Wrote	% Achieved at 30% and above	Wrote	% Achieved at 30% and above	Wrote	% Achieved at 30% and above	Wrote	% Achieved at 30% and above
					GAUTENG EAST	8400152	Quantum Secondary	N	1	17	64.7			60	81.7	30	76.7	96	100.0	50	68.0	28	78.6	24	100.0	73	91.8	24
8311456	Reshogofaditswe Secondary	N	2	15		93.3			75	90.7	75	82.7	136	100.0	60	76.7	26	88.5	35	85.7	85	88.2	50	54.0	35	68.6		
8311464	Rivoni Secondary	N	3	37		51.4			37	64.9	100	63.0	148	98.6	68	79.4	19	47.4	71	81.7	116	94.8	32	53.1	29	100.0		
8350041	Springs Secondary	N	5	40		100.0			63	92.1	88	85.2			44	97.7			28	100.0	107	97.2	40	77.5	39	84.6		
8350470	Springs Boys High	N	5	43		90.7			55	100.0					60	100.0			61	98.4	42	100.0	84	95.2	63	95.2		
8350488	Springs Girls High	N	5	32		100.0			66	100.0	29	100.0			22	100.0	38	100.0	72	100.0	81	100.0	54	100.0	28	100.0		
8350504	Springs Muslim	N		10		100.0			10	100.0	13	92.3					13	100.0	8	100.0	10	100.0	9	100.0	4	100.0		
8400153	Tandi Eleanor Sibeko	N	3	20		25.0			42	52.4	20	70.0	75	97.3	42	83.3	9	88.9	46	67.4	54	72.2	21	52.4	33	57.6		
8311548	Tholulwazi Secondary	N	3	16		50.0			68	73.5	68	55.9	157	100.0	89	86.5	28	92.9	44	75.0	121	80.2	36	58.3	30	43.3		
8351171	Tlakula Secondary	N	3	92		51.1			101	87.1	71	71.8	179	99.4	67	98.5	18	100.0	60	90.0	115	95.7	65	58.5	57	70.2		
8311589	Tsakane Secondary	N	3	42		66.7			107	90.7	66	100.0	282	100.0	147	74.8	100	90.0	73	91.8	214	89.7	72	69.4	55	56.4		
8311852	Vezukhono Secondary	N	2	25		52.0			25	92.0	76	88.2	123	100.0	48	83.3	48	87.5	98	77.6	73	90.4	50	52.0	50	48.0		
8310389	Volkskool Brakpan (Cvo)	N							4	100.0			7	100.0					7	100.0	5	100.0	2	100.0	1	100.0		
8351296	Zikhethale Secondary	N	3	11		54.5			21	100.0	32	93.8	74	100.0	42	81.0	23	78.3	19	84.2	55	83.6	19	42.1	19	73.7		
8351304	Zimisele Secondary	N	3	34		94.1			48	100.0	34	97.1	138	100.0	71	76.1	45	51.1	59	83.1	120	90.0	16	93.8	29	72.4		
GAUTENG NORTH	8400183	Abbotts College Silver Lakes	N		16	93.8			71	97.2	25	96.0			38	100.0	50	100.0	55	92.7	64	100.0	58	89.7	29	96.6		
	8211334	Chipa-Tabane Secondary	N	3	18	77.8	19	63.2	37	97.3	38	55.3	164	100.0	127	79.5	91	67.0	36	94.4	125	92.8	40	87.5	36	91.7		
	8210062	Cultura High	Y	4	32	65.6			65	96.9	48	91.7			18	100.0			58	79.3	39	97.4	51	51.0	41	80.5		
	8210070	Cvo Skool Pretoria	N		10	90.0			9	100.0			20	100.0	2	100.0			10	100.0	4	100.0	16	81.3	11	81.8		
	8211359	Dan Kutumela Secondary	N	2	49	22.4			84	71.4	15	93.3	191	100.0	109	85.3	76	80.3	106	55.7	151	92.7	40	65.0	34	85.3		

District Name	Centre no	Centre name	Dinaledi	Quintile	Accounting		Agricultural Sciences		Business Studies		Economics		English (FAL)		Geography		History		Life Sciences		Mathematical Literacy		Mathematics		Physical Sciences			
					Wrote	% Achieved at 30% and above	Wrote	% Achieved at 30% and above	Wrote	% Achieved at 30% and above	Wrote	% Achieved at 30% and above	Wrote	% Achieved at 30% and above	Wrote	% Achieved at 30% and above	Wrote	% Achieved at 30% and above	Wrote	% Achieved at 30% and above	Wrote	% Achieved at 30% and above	Wrote	% Achieved at 30% and above	Wrote	% Achieved at 30% and above	Wrote	% Achieved at 30% and above
					GAUTENG NORTH																							
	8211599	Edendale Pepps	N		23	95.7			27	100.0	20	100.0			19	100.0			32	81.3	32	100.0	31	67.7	22	86.4		
	8920186	Ekangala	Y	4	63	77.8			101	99.0	63	98.4	270	100.0	44	100.0	25	92.0	82	98.8	201	98.0	69	87.0	112	83.9		
	8210096	Gekombineerde Skool Cullinan	N	5	22	95.5			48	97.9			49	100.0					30	100.0	46	100.0	36	94.4	30	73.3		
	8210179	Hoerskool Erasmus	N	5	47	93.6			57	100.0			98	100.0	56	100.0			90	97.8	58	100.0	98	88.8	47	93.6		
	8221291	Lesedi Secondary	N	2	19	68.4			34	100.0	19	100.0	60	100.0	41	100.0			41	70.7	32	100.0	28	21.4	26	57.7		
	8920538	Lingit Jhudu	N	2	22	68.2			50	72.0	22	81.8	108	100.0	86	74.4	28	100.0	58	46.6	80	86.3	28	50.0	20	80.0		
	8921692	Mahlenga	N	1	9	22.2			18	72.2	9	44.4	34	100.0	25	88.0			25	68.0	16	93.8	18	88.9	16	68.8		
	8400304	Marthie De Bruin Sentrum	N						3	66.7			4	100.0							4	100.0						
	8400155	Mpumelelo Secondary	N	2	24	37.5			63	96.8	24	87.5	92	100.0	54	96.3	15	100.0	28	75.0	74	94.6	18	77.8	15	100.0		
	8921428	Sitjhejiwe	N	2	26	42.3			55	70.9	30	63.3	64	100.0	26	50.0			8	87.5	53	84.9	11	27.3	8	62.5		
	8212001	Star Of Hope	N		29	58.6			22	90.9	22	100.0			26	96.2			33	84.8	21	100.0	35	37.1	33	48.5		
	8922475	Strauss	N	2	34	70.6			34	85.3	34	91.2	133	100.0	99	70.7	90	85.6	33	69.7	124	91.1	9	88.9	9	100.0		
	8211789	Wozanibone Interm	N	2	10	60.0			26	88.5	23	95.7	28	100.0	18	94.4			5	60.0	26	92.3	2	100.0	2	100.0		
GAUTENG WEST																												
	8270595	Ab Phokompe Secondary	N	4	36	77.8			79	94.9	79	97.5	173	100.0	78	94.9	10	90.0	68	89.7	113	97.3	60	71.7	68	76.5		
	8250027	Ahmed Timol Secondary	N	3	84	67.9			99	98.0					67	86.6	80	100.0	120	96.7	116	100.0	59	83.1	33	90.9		
	8252346	Azaadville Muslim	N		31	100.0			8	100.0							11	100.0	23	100.0			31	96.8	20	100.0		
	8270603	Badirile Secondary	Y	4	59	35.6			74	94.6	59	93.2	168	100.0	109	98.2			109	76.1	126	99.2	42	54.8	55	41.8		
	8270041	Carleton Jones High	N	4	29	75.9			66	100.0	39	100.0			66	100.0			86	98.8	98	100.0	43	93.0	32	96.9		
	8930376	Fochville High	N	4	44	86.4			53	94.3	1	100.0	136	100.0	42	92.9			46	84.8	86	100.0	50	96.0	61	72.1		
	8250183	Hoer Tegiese Skool N Diederichs	N	5									45	100.0							46	100.0	19	89.5	21	71.4		

District Name	Centre no	Centre name	Dinaledi	Quintile	Accounting		Agricultural Sciences		Business Studies		Economics		English (FAL)		Geography		History		Life Sciences		Mathematical Literacy		Mathematics		Physical Sciences			
					Wrote	% Achieved at 30% and above	Wrote	% Achieved at 30% and above	Wrote	% Achieved at 30% and above	Wrote	% Achieved at 30% and above	Wrote	% Achieved at 30% and above	Wrote	% Achieved at 30% and above	Wrote	% Achieved at 30% and above	Wrote	% Achieved at 30% and above	Wrote	% Achieved at 30% and above	Wrote	% Achieved at 30% and above	Wrote	% Achieved at 30% and above	Wrote	% Achieved at 30% and above
					GAUTENG WEST	8250191	Hoerskool Bastion	N	4	37	94.6			74	87.8	7	100.0	146	100.0	17	100.0			32	96.9	97	100.0	49
8250209	Hoerskool Bekker	N	3	21		81.0	15	100.0	55	98.2			51	100.0	42	92.9			28	100.0	90	100.0	29	100.0	18	94.4		
8270090	Hoerskool Carletonville	N	5	18		100.0			41	100.0			50	100.0	50	96.0			53	94.3	73	100.0	42	85.7	27	92.6		
8250241	Hoerskool Jan De Klerk	N	5	29		93.1			57	94.7	30	83.3	10	100.0					53	86.8	71	98.6	44	61.4	27	88.9		
8270116	Hoerskool Jan Viljoen	N	4	24		95.8			51	96.1	21	81.0	148	100.0					25	92.0	136	100.0	12	100.0	21	81.0		
8250258	Hoerskool Monument	N	5	86		100.0			160	97.5	60	95.0	210	100.0	44	100.0			103	99.0	139	100.0	137	98.5	84	92.9		
8250266	Hoerskool Noordheuwel	N	5	104		100.0	11	100.0	117	99.1	48	100.0	290	100.0	56	100.0			96	97.9	104	100.0	186	97.8	108	97.2		
8270124	Hoerskool Riebeeckrand	N	4	27		96.3			66	87.9	33	93.9	159	100.0	33	100.0			61	88.5	101	100.0	58	100.0	42	92.9		
8270132	Hoerskool Westonaria	N	4	24		100.0			73	95.9			32	100.0	46	95.7			78	97.4	95	100.0	48	95.8	28	82.1		
8270140	Hoerskool Wonderfontein	N	5	4		75.0			29	79.3			30	100.0	37	83.8			24	70.8	55	94.5	14	78.6	11	63.6		
8934269	Imfundo Secondary	N	3	10		40.0	48	62.5	10	70.0	10	70.0	83	100.0	61	78.7	27	100.0	73	64.4	71	84.5	12	83.3	10	90.0		
8400047	Ithuteng Secondary	N	1	10		50.0	15	100.0	10	70.0	10	80.0	72	100.0	62	90.3	22	95.5	62	66.1	57	89.5	14	50.0	25	32.0		
8251504	Kagiso Secondary	N	4	30		40.0			24	70.8	30	86.7	130	99.2	74	62.2	74	56.8	102	41.2	104	76.0	28	10.7	28	39.3		
8400203	Kagiso Ext 14 Secondary	N	1	27		92.6			27	100.0	27	96.3	79	100.0	52	100.0	17	100.0	52	100.0	70	100.0	9	100.0	35	94.3		
8270819	Kgothlang Secondary	N	2	18		44.4			49	81.6	49	73.5	184	99.5	150	64.7	42	78.6	74	73.0	171	92.4	13	76.9	13	92.3		
8250563	Krugersdorp High	Y	5	65		100.0			122	99.2	53	100.0			91	100.0	49	100.0	111	99.1	88	100.0	178	89.9	104	88.5		
8270850	Letsatsing Secondary	N	3	51		45.1			51	98.0	51	94.1	130	100.0	78	96.2	14	100.0	32	100.0	95	92.6	35	94.3	32	96.9		
8252867	Lodirile Secondary	N	2	53		75.5			77	94.8	53	96.2	142	100.0	65	84.6	37	97.3	65	84.6	103	95.1	39	84.6	28	100.0		
8251181	Madiba	Y	4	86		37.2			135	82.2	80	77.5	309	100.0	82	85.4	29	100.0	122	77.0	215	95.3	114	48.2	164	42.7		
8251611	Magaliesburg State	N	3	33		66.7			47	83.0	33	72.7	129	100.0	81	74.1	49	89.8	33	93.9	93	94.6	37	56.8	34	61.8		
8252262	Mandisa Shiceka Secondary	Y	4	25	92.0			25	100.0	25	100.0	149	100.0	124	100.0	34	100.0	124	94.4	65	100.0	84	84.5	59	96.6			

District Name	Centre no	Centre name	Dinaledi	Quintile	Accounting		Agricultural Sciences		Business Studies		Economics		English (FAL)		Geography		History		Life Sciences		Mathematical Literacy		Mathematics		Physical Sciences			
					Wrote	% Achieved at 30% and above	Wrote	% Achieved at 30% and above	Wrote	% Achieved at 30% and above	Wrote	% Achieved at 30% and above	Wrote	% Achieved at 30% and above	Wrote	% Achieved at 30% and above	Wrote	% Achieved at 30% and above	Wrote	% Achieved at 30% and above	Wrote	% Achieved at 30% and above	Wrote	% Achieved at 30% and above	Wrote	% Achieved at 30% and above	Wrote	% Achieved at 30% and above
					GAUTENG WEST	8251678	Matla Combined	N	2	11	90.9			28	75.0	17	100.0	33	100.0	5	100.0			4	100.0	20	100.0	13
8251736	Mosupatsela Secondary	Y	4	43		95.3			43	97.7	43	97.7	173	100.0	91	83.5	85	100.0	130	56.2	96	95.8	77	76.6	45	80.0		
8270991	Phahama Secondary	Y	3	56		58.9			98	75.5	56	89.3	251	100.0	153	90.2			153	76.5	176	89.2	75	61.3	82	59.8		
8270025	Randfontein Secondary	N	4	12		83.3			76	88.2	46	71.7	40	100.0	36	86.1	51	86.3	13	84.6	98	83.7	12	0.0	11	27.3		
8270488	Randfontein High	N	5	24		100.0			112	100.0					51	100.0			75	100.0	103	100.0	67	100.0	39	100.0		
8400365	Randview College	N		3		100.0			5	100.0	3	100.0			4	100.0	3	100.0	2	100.0	8	100.0						
8271528	Relebogile Secondary	N	3	58		25.9			51	88.2	33	81.8	115	100.0	47	91.5			58	93.1	94	92.6	21	57.1	48	37.5		
8251835	Schaumburg Combined	N	1						44	95.5			44	100.0	24	95.8			44	90.9	22	100.0	22	86.4	20	95.0		
8251892	Sg Mafaesa Secondary	N	4	36		47.2			60	75.0	36	86.1	139	100.0	103	89.3	66	100.0	58	84.5	113	96.5	27	81.5	37	70.3		
8400120	Simunye Secondary	N	1	17		41.2			76	61.8	33	81.8	115	100.0	98	83.7			82	70.7	75	89.3	40	32.5	39	82.1		
8271502	T M Letlhake Secondary	N	1	25		52.0			45	93.3	45	86.7	128	100.0	83	78.3	27	77.8	56	92.9	97	86.6	31	64.5	56	60.7		
8400222	Thathulwazi Wr High	N	3	19		57.9			60	85.0	19	94.7	103	100.0	43	97.7	24	100.0	19	100.0	90	90.0	13	100.0	14	85.7		
8932124	Thuto Kitso Comp.	N	3						45	57.8			106	100.0	45	100.0	27	100.0	45	91.1	77	93.5	29	62.1	24	91.7		
8251991	Thuto Lefa Secondary	N	3	31		64.5			31	96.8	13	100.0	166	100.0	117	62.4	95	89.5	43	60.5	120	95.0	46	63.0	40	80.0		
8270934	Thuto Lehakwe Secondary	N	3	37		64.9			37	89.2	37	97.3	134	100.0	97	88.7	64	93.8	71	74.6	101	97.0	33	69.7	33	72.7		
8251124	Townview High	N	5	48		75.0			81	91.4	53	79.2			32	84.4			75	89.3	83	96.4	53	66.0	45	71.1		
8271148	Twasongu Secondary	Y	3	47		63.8			70	70.0	70	68.6	135	100.0	51	84.3	64	90.6	65	72.3	101	91.1	34	67.6	37	64.9		
8932332	Wedela Technical High	N	3	41		56.1			57	96.5	20	100.0	135	100.0	67	77.6			83	72.3	92	95.7	43	30.2	66	47.0		

District Name	Centre no	Centre name	Dinaledi	Quintile	Accounting		Agricultural Sciences		Business Studies		Economics		English (FAL)		Geography		History		Life Sciences		Mathematical Literacy		Mathematics		Physical Sciences			
					Wrote	% Achieved at 30% and above	Wrote	% Achieved at 30% and above	Wrote	% Achieved at 30% and above	Wrote	% Achieved at 30% and above	Wrote	% Achieved at 30% and above	Wrote	% Achieved at 30% and above	Wrote	% Achieved at 30% and above	Wrote	% Achieved at 30% and above	Wrote	% Achieved at 30% and above	Wrote	% Achieved at 30% and above	Wrote	% Achieved at 30% and above	Wrote	% Achieved at 30% and above
					JOHANNESBURG CENTRAL	8400408	Abbotts College Johannesburg South	N		28	82.1			50	94.0	12	100.0			18	94.4			39	94.9	45	97.8	45
8133652	Adelaide Tambo (J C Merkin White City	N		10		70.0			10	50.0	10	50.0	21	100.0	10	80.0			11	81.8	13	84.6	8	50.0	11	45.5		
8111906	Al-Aqsa	N		86		100.0			54	100.0					12	100.0			98	100.0	13	100.0	85	100.0	44	100.0		
8121210	Altmont Technical High	N	1	43		93.0			82	97.6	43	100.0	130	100.0	44	79.5	32	93.8	69	78.3	85	97.6	45	97.8	30	96.7		
8110536	Aurora Comprehensive	N	3	28		85.7			96	88.5	75	68.0	149	100.0	46	89.1	39	74.4	42	100.0	128	97.7	21	76.2	13	100.0		
8121236	Bhukulani Secondary	N	3	97		57.7			97	99.0	97	94.8	192	100.0	95	98.9	61	98.4	95	60.0	126	97.6	66	68.2	34	91.2		
8132043	Daliwonga Secondary	N	4	22		54.5			55	100.0	55	100.0	114	100.0	92	91.3	37	94.6	22	90.9	90	88.9	24	79.2	22	95.5		
8132746	Dr Beyers Naude Secondary	N	4	12		83.3			56	66.1	33	75.8	91	96.7	35	80.0	41	87.8	19	89.5	79	70.9	12	83.3	17	64.7		
8110601	Dr Bw Vilakazi Secondary	N	3	61		54.1			62	100.0	107	95.3	152	100.0	45	95.6	45	97.8	90	95.6	100	100.0	52	86.5	45	91.1		
8120030	Eldomaine High School	N	4	22		45.5			86	89.5					30	90.0	56	96.4	108	65.7	86	94.2	22	50.0	22	77.3		
8120097	Eldorado Park Secondary	N	4	141		50.4			129	93.8	129	90.7			119	95.0	87	79.3	43	95.3	188	98.9	72	70.8	43	46.5		
8110643	Emdeni Secondary	N	3	33		72.7			58	98.3	33	90.9	129	100.0	71	66.2	71	78.9	96	60.4	103	85.4	26	61.5	25	80.0		
8110692	Fontanus Comprehensive Secondary	N	3	16		31.3			31	74.2	27	63.0	61	100.0	24	70.8	20	85.0	27	29.6	40	87.5	21	19.0	18	38.9		
8120501	Forest High	N	4	69		50.7			69	84.1					133	83.5	103	94.2	101	81.2	109	96.3	91	44.0	67	67.2		
8120550	Hoerskool Die Fakkkel	N	4	16		81.3			90	77.8	64	57.8	23	100.0	23	91.3			49	87.8	103	95.1	48	52.1	32	43.8		
8120576	Hoerskool President	N	5	41		85.4			104	94.2	54	100.0	40	100.0	32	93.8			55	94.5	122	100.0	55	81.8	20	100.0		
8121392	Ibhongo Secondary	N	2	24		66.7			24	91.7	23	82.6	100	100.0	70	87.1	52	78.8	77	57.1	71	88.7	31	38.7	25	80.0		
8400174	Ithemba Institute Of Technology	N																					20	45.0	20	65.0		

District Name	Centre no	Centre name	Dinaledi	Quintile	Accounting		Agricultural Sciences		Business Studies		Economics		English (FAL)		Geography		History		Life Sciences		Mathematical Literacy		Mathematics		Physical Sciences			
					Wrote	% Achieved at 30% and above	Wrote	% Achieved at 30% and above	Wrote	% Achieved at 30% and above	Wrote	% Achieved at 30% and above	Wrote	% Achieved at 30% and above	Wrote	% Achieved at 30% and above	Wrote	% Achieved at 30% and above	Wrote	% Achieved at 30% and above	Wrote	% Achieved at 30% and above	Wrote	% Achieved at 30% and above	Wrote	% Achieved at 30% and above	Wrote	% Achieved at 30% and above
					JOHANNESBURG CENTRAL	8121442	Jabulani Technical Secondary	Y	3								73	100.0									8	100.0
	8190024	Johannesburg Correctional Centre	N		7	28.6			8	75.0	8	75.0	19	100.0	18	72.2	9	100.0	18	27.8	14	78.6	12	33.3	10	20.0		
	8120188	Klipspruit-Wes Secondary	N	4	26	61.5			58	37.9	28	53.6	24	91.7	46	50.0	52	51.9	39	64.1	86	72.1	11	63.6	19	36.8		
	8120204	Kliptown Secondary	N	4	54	63.0			55	96.4					138	89.1	134	98.5	86	82.6	183	94.5	19	68.4	14	71.4		
	8110510	Kwadedangendlale Secondary	Y	3	57	66.7			45	93.3	24	95.8	95	100.0	38	97.4			71	83.1	45	100.0	50	72.0	50	78.0		
	8120212	Lancea Vale Secondary	N	4	40	67.5			70	97.1	27	74.1			86	97.7	78	100.0	97	68.0	106	95.3	34	61.8	22	81.8		
	8110874	Lavela Secondary	N	3	33	42.4			60	78.3	48	66.7	176	100.0	128	91.4	73	95.9	94	72.3	120	89.2	56	57.1	47	70.2		
	8110155	Lenasia Secondary	N	4	76	85.5			81	100.0					126	99.2			182	87.4	64	100.0	118	73.7	81	77.8		
	8110890	Lenz Public	N	4	15	60.0			81	95.1	15	100.0			64	95.3	39	100.0	73	82.2	101	96.0	17	100.0	37	62.2		
	8121491	Letare Secondary	N	3	19	52.6			19	94.7	19	84.2	94	100.0	75	66.7	30	96.7	27	74.1	73	95.9	21	33.3	13	69.2		
	8132431	Lobone Secondary	N	3									17	100.0	17	41.2	17	70.6	17	41.2	17	47.1						
	8121525	Mafori Mphahlele Comprehensive	N	3	21	61.9			41	90.2	21	81.0	94	100.0	53	94.3	41	95.1	73	83.6	61	96.7	33	66.7	32	71.9		
	8110999	Mapetla High	N	3	86	47.7			53	79.2	86	62.8	179	100.0	93	76.3	60	91.7	64	70.3	85	88.2	94	22.3	66	31.8		
	8110247	Mh Joosub Technical Secondary	N	4	16	81.3			127	95.3	1	100.0			95	100.0	74	98.6	184	79.3	127	99.2	58	63.8	58	60.3		
	8120253	Missourilaan Secondary	N	4	46	56.5			69	81.2	54	72.2	19	100.0	30	100.0			50	66.0	77	93.5	37	70.3	37	56.8		
	8132498	Mncube Secondary	N	3	18	61.1			18	100.0	18	94.4	70	98.6	14	92.9	37	54.1	15	46.7	51	56.9	19	26.3	15	40.0		
	8121574	Moletsane Secondary	Y	4	44	63.6			44	97.7	43	95.3	158	100.0	114	85.1	58	96.6	114	76.3	91	97.8	67	74.6	56	82.1		
	8120840	Mondeor High	Y	5	88	88.6			215	98.1					128	100.0	134	99.3	152	90.1	160	100.0	157	88.5	105	94.3		

District Name	Centre no	Centre name	Dinaledi	Quintile	Accounting		Agricultural Sciences		Business Studies		Economics		English (FAL)		Geography		History		Life Sciences		Mathematical Literacy		Mathematics		Physical Sciences			
					Wrote	% Achieved at 30% and above	Wrote	% Achieved at 30% and above	Wrote	% Achieved at 30% and above	Wrote	% Achieved at 30% and above	Wrote	% Achieved at 30% and above	Wrote	% Achieved at 30% and above	Wrote	% Achieved at 30% and above	Wrote	% Achieved at 30% and above	Wrote	% Achieved at 30% and above	Wrote	% Achieved at 30% and above	Wrote	% Achieved at 30% and above	Wrote	% Achieved at 30% and above
JOHANNESBURG CENTRAL	8132571	Morris Isaacson Secondary	N	3	72	66.7			146	89.7	72	94.4	208	100.0	136	89.0	74	97.3	62	90.3	136	92.6	72	63.9	62	79.0		
	8111112	Naledi Secondary	N	4	14	78.6			19	100.0	14	100.0	44	100.0	31	100.0	15	93.3	26	84.6	22	100.0	23	39.1	16	18.8		
	8111120	Nghunghunyani Comprehensive	N	3	10	70.0			52	75.0	35	65.7	95	100.0	60	83.3	25	76.0	43	51.2	67	74.6	28	39.3	18	33.3		
	8110262	Nirvana Secondary	N	5	65	98.5			75	98.7					102	98.0			167	97.0	64	100.0	103	79.6	92	88.0		
	8111666	Nur-UI-Islam	N		1	100.0			14	92.9					13	92.3			15	73.3	12	100.0	3	66.7	2	100.0		
	8121665	Pace Secondaryprivate	N		45	97.8			60	98.3	64	87.5									45	100.0	34	73.5				
	8121681	Phafogang Secondary	N	4	36	63.9			36	94.4	36	83.3	90	100.0	54	96.3	27	100.0	54	85.2	71	95.8	19	100.0	27	70.4		
	8400244	Protea Glen Secondary School	N	5	46	58.7			83	92.8	27	92.6	124	100.0	35	97.1	56	85.7	41	97.6	74	95.9	50	64.0	42	73.8		
	8111195	Prudens Secondary	N	3	25	40.0			25	88.0	25	88.0	58	100.0	33	84.8	12	33.3	21	81.0	30	96.7	28	53.6	21	52.4		
	8111203	Reasoma Secondary	Y	4	35	77.1			49	95.9	49	79.6	191	100.0	95	92.6	50	84.0	99	85.9	65	96.9	126	73.8	92	85.9		
	8111237	Seana Marena Secondary	N	3	43	72.1			92	91.3	81	86.4	160	100.0	74	87.8	60	93.3	43	72.1	103	89.3	57	26.3	19	78.9		
	8111252	Sekanontoane Secondary	N	4	20	65.0			40	87.5	40	95.0	77	100.0	37	89.2	40	97.5	37	64.9	56	92.9	21	47.6	17	52.9		
	8111260	Senaoane Secondary	N	4	50	50.0			86	95.3	103	84.5	177	100.0	38	81.6	91	92.3	89	85.4	116	94.0	61	60.7	37	83.8		
	8111682	Shree Bharat Sharda Mandir Ind Schoo	N		43	100.0			17	100.0					18	100.0			24	100.0			61	96.7	61	100.0		
	8120303	Silver Oaks Secondary	N	4	43	37.2			93	60.2	47	72.3	22	100.0	48	83.3	68	82.4	63	60.3	120	83.3	19	63.2	19	63.2		
	8121061	Sir John Adamson High	N	5	108	99.1			174	99.4	60	98.3			59	100.0	59	98.3	131	94.7	129	100.0	154	57.1	74	87.8		
	8133033	St Matthews Private Secondary	N		70	100.0			91	100.0			128	100.0			58	100.0	88	95.5	62	100.0	66	95.5	37	100.0		
	8111328	Tetelo Secondary	N	4	52	71.2			52	100.0	52	100.0	172	100.0	107	96.3	66	97.0	107	76.6	112	100.0	60	78.3	54	83.3		
	8111344	Thabo Secondary	Y	4	19	42.1			19	89.5	19	78.9	71	100.0	24	79.2	24	87.5	52	71.2	46	89.1	25	72.0	28	67.9		

District Name	Centre no	Centre name	Dinaledi	Quintile	Accounting		Agricultural Sciences		Business Studies		Economics		English (FAL)		Geography		History		Life Sciences		Mathematical Literacy		Mathematics		Physical Sciences			
					Wrote	% Achieved at 30% and above	Wrote	% Achieved at 30% and above	Wrote	% Achieved at 30% and above	Wrote	% Achieved at 30% and above	Wrote	% Achieved at 30% and above	Wrote	% Achieved at 30% and above	Wrote	% Achieved at 30% and above	Wrote	% Achieved at 30% and above	Wrote	% Achieved at 30% and above	Wrote	% Achieved at 30% and above	Wrote	% Achieved at 30% and above	Wrote	% Achieved at 30% and above
					JOHANNESBURG CENTRAL																							
	8111377	Thomas Mofolo Secondary	N	4	43	76.7			126	87.3	66	69.7	193	99.0	36	97.2	91	78.0	36	97.2	138	84.8	55	78.2	36	77.8		
	8110320	Topaz Secondary	N	4	83	42.2			117	90.6					88	88.6			79	81.0	92	91.3	78	21.8	49	57.1		
	8110338	Trinity Secondary	N	4	27	59.3			108	95.4	129	81.4					85	96.5	82	79.3	115	95.7	43	60.5	43	81.4		
	8111450	Vuwani Secondary	Y	3	38	60.5			63	95.2	38	100.0	181	100.0	143	95.1	99	86.9	79	68.4	129	88.4	52	96.2	44	70.5		
	8120386	Willow Crescent Secondary	N	4	29	75.9			53	90.6	65	72.3			40	80.0	25	92.0	31	77.4	68	95.6	28	67.9	15	40.0		
JOHANNESBURG EAST																												
	8400442	Africa International Private School	N		5	20.0			23	52.2	14	28.6	7	100.0	7	85.7	12	41.7	16	31.3	18	66.7	7	14.3	8	25.0		
	8152009	Alexandra Secondary	N	2	20	95.0			38	100.0	38	94.7	179	100.0	102	95.1	72	77.8	112	78.6	128	91.4	51	56.9	40	62.5		
	8150011	Allanridge Secondary	N	2	63	54.0			75	82.7	63	79.4	37	100.0	94	67.0	42	92.9	94	60.6	141	86.5	15	53.3	40	35.0		
	8130104	Athlone Boys High	N	5	19	84.2			38	97.4	15	100.0			45	97.8	29	96.6	39	87.2	47	100.0	19	73.7	13	69.2		
	8130112	Athlone Girls High	N	4	20	95.0			100	99.0					31	100.0	95	100.0	91	96.7	104	100.0	43	72.1	30	80.0		
	8130153	Barnato Park High School	N	4	33	69.7			69	92.8					42	92.9	62	96.8	96	83.3	75	98.7	51	70.6	45	77.8		
	8130187	Beth Jacobs Girls High School	N		3	100.0											7	100.0	10	100.0			14	100.0	9	100.0		
	8133538	Beyhan College	N		8	87.5			17	100.0	16	68.8	21	100.0	9	100.0			7	100.0	16	100.0	8	100.0	6	83.3		
	8133694	Blue Hills College	N		33	93.9	19	100.0	42	100.0	42	95.2			65	98.5			64	89.1	38	100.0	69	78.3	45	93.3		
	8400335	Boulders Techno School	N		1	0.0			3	66.7	2	50.0			4	0.0			4	0.0	2	100.0	4	0.0	4	0.0		
	8150201	Bryanston High	N	5	40	100.0			88	100.0					93	100.0	72	98.6	129	100.0	52	100.0	134	90.3	75	96.0		
	8131995	Centurion College	N		18	77.8			22	95.5	22	95.5			18	94.4	8	100.0	14	92.9	25	100.0	11	81.8	6	100.0		
	8130203	Convent Of The Holy Family	N		18	100.0			58	98.3					18	94.4	36	100.0	43	88.4	46	100.0	23	95.7	16	93.8		

District Name	Centre no	Centre name	Dinaledi	Quintile	Accounting		Agricultural Sciences		Business Studies		Economics		English (FAL)		Geography		History		Life Sciences		Mathematical Literacy		Mathematics		Physical Sciences			
					Wrote	% Achieved at 30% and above	Wrote	% Achieved at 30% and above	Wrote	% Achieved at 30% and above	Wrote	% Achieved at 30% and above	Wrote	% Achieved at 30% and above	Wrote	% Achieved at 30% and above	Wrote	% Achieved at 30% and above	Wrote	% Achieved at 30% and above	Wrote	% Achieved at 30% and above	Wrote	% Achieved at 30% and above	Wrote	% Achieved at 30% and above	Wrote	% Achieved at 30% and above
					JOHANNESBURG EAST	8152786	Crawford College Sandton	N		37	100.0			74	100.0					43	100.0	82	100.0	57	100.0	20	100.0	122
8152778	Crawford S Lonehill	N		63		98.4			86	100.0					38	100.0	61	100.0	43	100.0	18	100.0	123	98.4	64	100.0		
8190029	Damelin Midrand Exam Centre	N		5		40.0			16	93.8	14	71.4			14	85.7			14	92.9	14	78.6	15	26.7	9	44.4		
8152090	East Bank High	N	4	45		66.7			104	82.7	45	95.6	145	100.0	101	95.0	59	100.0	42	90.5	82	91.5	64	54.7	42	71.4		
8133843	Eden College	N		18		88.9			29	96.6					4	100.0	20	100.0	20	95.0	37	100.0	24	83.3	17	64.7		
8260760	Eqiniseni Secondary	Y	2	69		95.7	16	100.0	107	93.5	73	90.4	249	100.0	74	97.3	53	100.0	98	89.8	148	100.0	100	70.0	75	90.7		
8130401	Grantley College	N		4		50.0			7	100.0					10	80.0			14	78.6	21	100.0	6	83.3				
8130484	Highlands North Boys High	N	5	21		76.2			73	90.4	63	66.7					16	93.8	26	61.5	59	96.6	50	64.0	33	66.7		
8400292	Hope Fountain Combined	N		7		85.7			9	77.8	7	71.4	8	100.0	16	100.0	7	100.0	13	92.3	13	92.3	10	40.0	7	71.4		
8400009	Ivory Park Secondary	Y	2	73		82.2			54	94.4	73	91.8	372	99.7	277	89.9	147	93.2	261	73.9	157	91.7	215	67.0	152	90.1		
8400407	Ivy Academy	N		1		0.0			8	100.0	4	75.0			6	100.0	4	100.0	4	100.0	1	100.0	9	44.4	4	50.0		
8400182	Izenzo Kungemazwi Com College	N		9		66.7			18	88.9	17	88.2	34	100.0	17	100.0	13	100.0	4	100.0	27	100.0	7	28.6	3	66.7		
8130641	Jeppe Girls High	Y	5	71		98.6			1	100.0					67	100.0	100	100.0	150	98.0	68	100.0	112	99.1	64	96.9		
8130633	Jeppe High For Boys	Y	5	43		97.7			109	100.0					59	96.6	71	100.0	51	96.1	50	100.0	115	85.2	56	96.4		
8130302	Jules High	N	3	44		65.9			86	94.2	58	91.4			39	79.5			25	88.0	94	98.9	25	52.0	12	91.7		
8400347	Kaalfontein Secondary School	N	2	28		42.9			28	85.7	28	85.7	89	100.0	61	75.4	44	77.3	61	65.6	73	89.0	16	100.0	16	87.5		
8130070	Kensington Secondary	N	5	50		80.0			47	100.0	47	89.4			83	97.6	48	83.3	86	75.6	86	97.7	47	48.9	38	60.5		
8130765	King Edward VII	N	4	40		100.0									135	100.0	116	100.0	159	99.4	41	100.0	172	93.0	118	96.6		
8152207	Kwabhekilanga Secondary	N	3	24		79.2			43	93.0	43	97.7	84	100.0	29	100.0	10	100.0	19	100.0	56	92.9	28	89.3	31	80.6		

District Name	Centre no	Centre name	Dinaledi	Quintile	Accounting		Agricultural Sciences		Business Studies		Economics		English (FAL)		Geography		History		Life Sciences		Mathematical Literacy		Mathematics		Physical Sciences			
					Wrote	% Achieved at 30% and above	Wrote	% Achieved at 30% and above	Wrote	% Achieved at 30% and above	Wrote	% Achieved at 30% and above	Wrote	% Achieved at 30% and above	Wrote	% Achieved at 30% and above	Wrote	% Achieved at 30% and above	Wrote	% Achieved at 30% and above	Wrote	% Achieved at 30% and above	Wrote	% Achieved at 30% and above	Wrote	% Achieved at 30% and above	Wrote	% Achieved at 30% and above
					JOHANNESBURG EAST	8400310	Leap Science And Maths	N		12	100.0							27	100.0	17	100.0			25	88.0			27
	8132415	Liberty Community	N		48	79.2			48	100.0	48	97.9	95	100.0	21	100.0	21	100.0	47	85.1	55	100.0	40	70.0	26	88.5		
	8130864	Malvern High	N	4	24	70.8			31	93.5	9	100.0			8	87.5			34	94.1	53	100.0	28	85.7	43	41.9		
	8400150	Maphutha Secondary	N	3	64	62.5			50	82.0	50	72.0	215	100.0	151	86.1	115	93.9	129	60.5	151	96.0	63	81.0	45	66.7		
	8150029	Marlboro Gardens Secondary	N	4	18	100.0			34	100.0									28	100.0	31	100.0	24	83.3	21	90.5		
	8130880	Maryvale College	N		14	100.0			25	100.0							23	95.7	37	100.0	21	100.0	16	100.0	12	91.7		
	8150987	Midrand High	Y	5	75	97.3			139	100.0	84	91.7			59	96.6	51	100.0	88	94.3	67	100.0	140	75.7	62	98.4		
	8152264	Minerva Secondary	Y	2	34	76.5			48	87.5	26	92.3	152	100.0	104	83.7	57	80.7	61	80.3	104	90.4	48	77.1	43	58.1		
	8132621	Newgate College	N		6	66.7			18	100.0	18	94.4	27	100.0	29	89.7	17	88.2	15	100.0	33	97.0	14	92.9	12	83.3		
	8151050	Northview High	Y	4	27	70.4			126	93.7	102	84.3			40	100.0	44	97.7	78	69.2	132	98.5	51	56.9	40	85.0		
	8131128	Parktown Boys High	Y	4	67	100.0			68	100.0					38	100.0	49	100.0	95	97.9	38	100.0	112	96.4	100	94.0		
	8400128	Ponelopele	N	3	34	67.6			66	89.4	34	94.1	128	100.0	32	50.0	32	75.0	30	100.0	86	84.9	42	78.6	30	86.7		
	8131326	Queens High	Y	5	105	60.0			79	91.1					88	95.5	57	100.0	121	93.4	149	99.3	101	81.2	76	88.2		
	8400368	Rand Hills College	N		15	6.7			70	50.0	65	24.6	57	100.0	47	34.0	21	66.7	55	18.2	101	60.4	30	13.3	33	9.1		
	8131342	Rand Tutorial College	N		15	93.3			39	100.0	36	88.9	8	100.0					28	75.0	37	100.0	24	83.3	14	71.4		
	8152314	Realogile Secondary	N	2	40	55.0			130	79.2	130	60.8	178	99.4	47	95.7	90	73.3	48	89.6	120	79.2	58	55.2	48	64.6		
	8151498	Sandown High	N	4	22	90.9			54	96.3					21	95.2	25	100.0	32	100.0	34	100.0	40	47.5	17	70.6		
	8131441	Sandringham High	Y	5	34	91.2			127	97.6					99	93.9	73	100.0	91	92.3	125	96.8	88	77.3	53	73.6		
	8150318	Sandtonview	N	5	23	95.7			50	88.0					51	98.0			74	77.0	59	100.0	42	69.0	19	63.2		
	8131482	Sharei Torah	N		2	100.0											1	100.0					3	100.0	3	100.0		
	8131490	Sheikh Anta Diop College	N		21	76.2	11	100.0	26	88.5	24	91.7	24	100.0	12	100.0	15	73.3	14	100.0	33	97.0	20	45.0	11	90.9		
	8132951	Sir Isaac Newton High	N		1	100.0			5	100.0	4	100.0	5	100.0	5	100.0	1	100.0	5	100.0	5	100.0	4	100.0	5	80.0		

District Name	Centre no	Centre name	Dinaledi	Quintile	Accounting		Agricultural Sciences		Business Studies		Economics		English (FAL)		Geography		History		Life Sciences		Mathematical Literacy		Mathematics		Physical Sciences			
					Wrote	% Achieved at 30% and above	Wrote	% Achieved at 30% and above	Wrote	% Achieved at 30% and above	Wrote	% Achieved at 30% and above	Wrote	% Achieved at 30% and above	Wrote	% Achieved at 30% and above	Wrote	% Achieved at 30% and above	Wrote	% Achieved at 30% and above	Wrote	% Achieved at 30% and above	Wrote	% Achieved at 30% and above	Wrote	% Achieved at 30% and above	Wrote	% Achieved at 30% and above
					JOHANNESBURG EAST																							
	8132985	St Endas Education Secondary	N	4	38	68.4			62	88.7			31	100.0	38	94.7			25	100.0	59	91.5	29	86.2	25	88.0		
	8151654	St Vincent School	N					9	44.4			9	100.0									9	33.3					
	8133058	Supreme Educational College	N		17	58.8			22	81.8	23	82.6	11	100.0	14	100.0	20	100.0	17	76.5	29	100.0	15	46.7	7	28.6		
	8131672	The Torah Academy Primary And High Schoo	N		1	100.0			8	100.0							10	100.0	10	100.0	7	100.0	9	100.0	7	100.0		
	8400115	Tsoseletso Ya Africa Secondary	N	3	70	55.7			69	88.4	70	84.3	216	100.0	147	84.4	107	89.7	40	92.5	163	82.2	54	66.7	40	82.5		
	8261420	Umqhele Secondary	Y	2	15	60.0			27	92.6	65	66.2	210	100.0	114	90.4	70	87.1	78	53.8	129	87.6	81	75.3	75	53.3		
	8133223	United Church Preparatory	N		8	100.0			28	100.0	28	100.0			16	100.0	15	100.0	11	100.0	20	100.0	19	78.9	11	100.0		
	8152512	United Sisterhood Mitzvah	N		18	100.0			17	100.0	15	100.0	39	100.0	21	100.0			24	100.0	11	100.0	28	92.9	22	95.5		
	8151910	Waverley Girls High	Y	4	15	100.0			143	94.4					51	98.0	38	100.0	120	82.5	114	97.4	54	70.4	39	84.6		
	8151928	Wendywood High	Y	5	48	100.0			96	100.0					37	100.0	60	100.0	70	98.6	83	100.0	47	91.5	32	93.8		
	8134031	Wits Tutorial College	N		6	16.7			12	91.7	10	90.0	2	100.0	25	80.0	18	83.3	26	73.1	23	95.7	14	50.0	13	76.9		
JOHANNESBURG NORTH																												
	8400173	Abbotts College Northcliff	N		3	100.0			52	100.0	11	100.0			30	100.0	28	100.0	29	100.0	60	100.0	28	96.4	15	100.0		
	8400395	Amazing Grace Private	N		5	40.0			12	75.0	6	66.7			8	62.5	9	66.7	2	50.0	7	57.1	7	0.0				
	8131961	Bona Comprehensive	N	3	58	44.8			58	86.2	58	82.8	111	100.0	46	63.0	11	100.0	53	73.6	92	95.7	19	84.2	42	50.0		
	8140426	Bopasenatla Secondary	N	3	15	46.7			15	100.0	15	93.3	56	100.0	41	75.6	24	87.5	41	53.7	40	87.5	16	81.3	17	64.7		
	8131979	Bophelo-Impilo Private	N		12	66.7			13	92.3	14	78.6			26	73.1	10	90.0	15	80.0	21	95.2	17	35.3	14	50.0		
	8141523	Bosmont Muslim	N												25	96.0			25	88.0	25	96.0						

District Name	Centre no	Centre name	Dinaledi	Quintile	Accounting		Agricultural Sciences		Business Studies		Economics		English (FAL)		Geography		History		Life Sciences		Mathematical Literacy		Mathematics		Physical Sciences			
					Wrote	% Achieved at 30% and above	Wrote	% Achieved at 30% and above	Wrote	% Achieved at 30% and above	Wrote	% Achieved at 30% and above	Wrote	% Achieved at 30% and above	Wrote	% Achieved at 30% and above	Wrote	% Achieved at 30% and above	Wrote	% Achieved at 30% and above	Wrote	% Achieved at 30% and above	Wrote	% Achieved at 30% and above	Wrote	% Achieved at 30% and above	Wrote	% Achieved at 30% and above
					JOHANNESBURG NORTH	8400032	Brandcliff House Private	N		4	100.0			19	100.0					7	100.0			9	100.0	16	100.0	13
8140038	Chris J Botha Secondary	N	4	21		76.2			74	89.2	74	79.7			27	96.3	53	90.6	27	88.9	71	88.7	30	40.0	27	33.3		
8140053	Coronationville Secondary	N	4	13		76.9			28	89.3	32	81.3			63	61.9	27	85.2	32	53.1	61	83.6	30	56.7	17	70.6		
8400180	Cosmo City Secondary	N	1	62		66.1			53	90.6	62	74.2	174	100.0	151	96.7	49	89.8	150	87.3	96	93.8	117	61.5	101	85.1		
8400210	Cosmo City Secondary	N	1	54		64.8			82	82.9	54	92.6	163	100.0	113	74.3	63	84.1	108	49.1	143	88.8	48	43.8	45	48.9		
8152859	Damelin College Randburg Exam Centre	N		3		100.0			24	100.0					11	100.0	14	100.0	10	90.0	21	100.0	11	81.8	5	80.0		
8150391	Delta Park (Lsen)	N							25	88.0											37	97.3						
8140434	Diepdale Secondary	N	3	28		35.7			39	94.9	54	85.2	90	100.0	25	100.0	37	94.6	62	67.7	67	100.0	22	68.2	25	76.0		
8400010	Diepsloot Combined	N	1										91	100.0	26	100.0	35	100.0	29	100.0	62	98.4	29	86.2	29	96.6		
8400424	Diepsloot Secondary No 2	N	1	4		75.0			4	100.0	4	100.0	38	100.0	34	76.5	15	93.3	34	47.1	19	89.5	19	26.3	19	36.8		
8121301	Emshukantambo Secondary	Y	3	28		53.6			28	89.3	28	96.4	136	100.0	108	85.2	27	88.9	108	72.2	46	95.7	90	51.1	80	76.3		
8150441	Ferndale High	Y	5	20		75.0			41	87.8					26	100.0	21	100.0	30	93.3	62	98.4	36	58.3	22	81.8		
8140517	Fidelitas Comprehensive	N	3	29		79.3			50	98.0	50	96.0	162	100.0	113	78.8	78	91.0	84	76.2	112	81.3	51	68.6	35	88.6		
8140525	Fons Luminis Secondary	Y	5	84		60.7			154	98.1	84	84.5	187	100.0	33	100.0	50	100.0	103	77.7	118	98.3	69	63.8	53	75.5		
8150466	Fourways High	N	5	33		100.0			82	98.8					88	100.0	88	100.0	123	99.2	87	100.0	125	94.4	72	97.2		
8130427	Greenside High	N	5	52	100.0			1	100.0					40	100.0	81	100.0	104	98.1	72	100.0	112	97.3	73	94.5			
8152694	Heartwood Ind	N		9	22.2			11	90.9	9	88.9			9	88.9	17	70.6	9	44.4	9	66.7	9	44.4	7	57.1			

District Name	Centre no	Centre name	Dinaledi	Quintile	Accounting		Agricultural Sciences		Business Studies		Economics		English (FAL)		Geography		History		Life Sciences		Mathematical Literacy		Mathematics		Physical Sciences			
					Wrote	% Achieved at 30% and above	Wrote	% Achieved at 30% and above	Wrote	% Achieved at 30% and above	Wrote	% Achieved at 30% and above	Wrote	% Achieved at 30% and above	Wrote	% Achieved at 30% and above	Wrote	% Achieved at 30% and above	Wrote	% Achieved at 30% and above	Wrote	% Achieved at 30% and above	Wrote	% Achieved at 30% and above	Wrote	% Achieved at 30% and above	Wrote	% Achieved at 30% and above
					JOHANNESBURG NORTH	8130559	Hoer Tegniese Skool Langlaagte	Y	4	66	63.6			66	97.0	66	84.8			45	93.3			45	97.8	51	100.0	88
8150623	Hoerskool Linden	N	5	16		100.0			36	100.0	16	100.0	92	100.0	28	100.0			46	100.0	52	100.0	67	98.5	47	100.0		
8150631	Hoerskool Randburg	N	5	35		100.0			41	97.6	29	100.0	100	100.0	14	100.0			52	94.2	58	100.0	83	96.4	59	93.2		
8140186	Hoerskool Vorentoe	Y	4	68		73.5			144	97.2					28	100.0	61	95.1	81	72.8	164	99.4	32	87.5	21	90.5		
8130534	Hope /Skool	N		13		30.8			13	76.9					8	50.0	8	87.5	4	50.0	14	85.7	7	42.9				
8140566	Immaculata Secondary	N		42		78.6			44	100.0			116	100.0	57	96.5	73	95.9	52	86.5	79	96.2	37	89.2	36	55.6		
8152181	Itirele-Zenzele Comprehensive	N	1	56		41.1			107	92.5	56	100.0	169	100.0	117	77.8	59	83.1	52	61.5	129	87.6	44	29.5	25	72.0		
8130062	Johannesburg Secondary	N	4	25		88.0			62	90.3	31	80.6			54	90.7	42	95.2	108	78.7	75	98.7	69	60.9	67	61.2		
8152223	Kwena Molapo Comprehensive Farm	N	2	16		87.5			16	100.0	16	100.0	78	100.0	62	98.4	31	100.0	62	96.8	59	100.0	19	84.2	31	74.2		
8132449	Lofentse Comprehensive	N	3	34		76.5			34	94.1	34	85.3	116	100.0	60	96.7	55	98.2	47	76.6	74	98.6	42	66.7	26	92.3		
8140756	Madibane Comprehensive	N	2	17		41.2			17	94.1	17	76.5	45	100.0	28	85.7	20	90.0	28	64.3	26	96.2	19	26.3	8	50.0		
8130971	Mcauley House	N		18		94.4			25	100.0					20	100.0	10	100.0	40	100.0	18	100.0	35	100.0	18	100.0		
8121608	Musi Comprehensive	N	4	44		38.6			88	71.6	44	79.5	111	100.0	32	90.6			34	35.3	75	77.3	36	36.1	23	34.8		
8140848	Namedi Secondary	N	2	25		84.0			50	86.0	15	80.0	120	100.0	95	78.9	74	89.2	80	71.3	74	87.8	46	37.0	21	71.4		
8133348	New Nation	N		17		47.1			17	100.0	17	100.0	31	100.0	24	87.5	11	100.0	25	48.0	28	96.4	15	33.3	14	50.0		
8140087	Noordgesig Secondary	N	4	32		71.9			46	87.0	17	23.5			58	72.4	56	78.6	38	94.7	92	97.8	19	78.9	19	63.2		
8140285	Northcliff High	N	5	57		100.0			105	100.0					114	100.0	64	100.0	125	100.0	94	100.0	177	96.6	115	95.7		
8132670	Orlando Secondary	N	3	50		28.0			96	77.1	50	80.0	191	100.0	141	81.6	76	67.1	65	87.7	155	89.0	36	66.7	65	40.0		
8131136	Parktown Girls High	N	5	61		100.0									76	100.0	67	100.0	156	100.0	46	100.0	151	96.0	91	96.7		

District Name	Centre no	Centre name	Dinaledi	Quintile	Accounting		Agricultural Sciences		Business Studies		Economics		English (FAL)		Geography		History		Life Sciences		Mathematical Literacy		Mathematics		Physical Sciences			
					Wrote	% Achieved at 30% and above	Wrote	% Achieved at 30% and above	Wrote	% Achieved at 30% and above	Wrote	% Achieved at 30% and above	Wrote	% Achieved at 30% and above	Wrote	% Achieved at 30% and above	Wrote	% Achieved at 30% and above	Wrote	% Achieved at 30% and above	Wrote	% Achieved at 30% and above	Wrote	% Achieved at 30% and above	Wrote	% Achieved at 30% and above	Wrote	% Achieved at 30% and above
					JOHANNESBURG NORTH	8121715	Progress Comprehensive	N	3	50	32.0			79	77.2	50	68.0	246	98.8	155	53.5	112	77.7	155	32.3	217	80.6	29
8140095	R W Fick Secondary	N	4	33		36.4			31	100.0	31	93.5			40	97.5	28	96.4	42	69.0	57	94.7	16	50.0	14	71.4		
8152851	Rabasothis Combined	N		6		100.0			6	100.0	6	100.0	17	100.0	11	100.0	9	100.0	11	90.9	11	100.0	6	66.7				
8159000	Radley College	N		7		100.0			24	95.8	17	100.0			7	100.0	15	93.3	15	93.3	18	100.0	24	83.3	12	66.7		
8151241	Rand Park High	N	5	66		100.0			147	99.3					98	100.0	106	100.0	125	99.2	104	100.0	181	92.8	79	98.7		
8132811	Raucall Secondary	Y	4	88		100.0					88	100.0											88	98.9	88	98.9		
8140111	Riverlea Secondary	N	2	46		34.8			46	76.1	46	69.6			51	68.6	41	95.1	10	90.0	81	86.4	16	75.0	10	70.0		
8131367	Roosevelt High	Y	5	26		96.2			90	100.0					54	96.3	49	98.0	69	98.6	90	98.9	33	100.0	35	91.4		
8400136	Sama High	N		3		100.0			20	100.0	28	100.0							31	96.8	16	100.0	18	100.0	14	92.9		
8152348	Sekolo Sa Borokgo	N		35		100.0					18	100.0			17	100.0			34	100.0			52	84.6	43	100.0		
8132902	Selelekela Secondary	N	3	81		54.3			79	91.1	80	95.0	226	98.7	145	73.8	121	80.2	60	85.0	192	92.2	34	85.3	25	72.0		
8152363	St Ansgars Combined	N	1	22		45.5			67	59.7	22	72.7	91	98.9	23	95.7	46	93.5	23	91.3	67	89.6	24	29.2	23	73.9		
8140368	St Barnabas College	N													40	100.0			71	98.6			78	75.6	49	98.0		
8133074	Task Academy	N		7		100.0			23	69.6	18	66.7			18	83.3			16	56.3	20	90.0	16	43.8	13	46.2		
8121798	Thaba-Jabula Secondary	N	3	21		61.9			32	100.0	32	87.5	123	99.2	91	92.3	63	84.1	76	84.2	71	91.5	52	48.1	33	66.7		
8141531	The Al-Azhar Institute	N		2		100.0			12	75.0									15	66.7	10	90.0	5	100.0	3	100.0		
8140137	Westbury Secondary	N	4	21	61.9			61	85.2	27	88.9	8	100.0	92	88.0	76	94.7	60	81.7	114	96.5	34	44.1	22	72.7			

District Name	Centre no	Centre name	Dinaledi	Quintile	Accounting		Agricultural Sciences		Business Studies		Economics		English (FAL)		Geography		History		Life Sciences		Mathematical Literacy		Mathematics		Physical Sciences			
					Wrote	% Achieved at 30% and above	Wrote	% Achieved at 30% and above	Wrote	% Achieved at 30% and above	Wrote	% Achieved at 30% and above	Wrote	% Achieved at 30% and above	Wrote	% Achieved at 30% and above	Wrote	% Achieved at 30% and above	Wrote	% Achieved at 30% and above	Wrote	% Achieved at 30% and above	Wrote	% Achieved at 30% and above	Wrote	% Achieved at 30% and above	Wrote	% Achieved at 30% and above
JOHANNESBURG SOUTH	8131839	Afro-Kombs College	N		18	55.6			18	83.3	31	77.4	39	100.0	21	100.0	13	100.0	8	100.0	31	100.0	8	87.5	8	62.5		
	8330696	Aha-Thuto Secondary	Y	2	39	82.1			39	89.7	34	88.2	196	100.0	149	65.1	114	68.4	157	56.1	163	92.0	33	72.7	42	50.0		
	8400353	All Saints	N						12	100.0	7	85.7	10	100.0	9	100.0	5	100.0	3	66.7	15	93.3			3	33.3		
	8110072	Azara Secondary	N	4	40	75.0			64	98.4	38	92.1			68	98.5	48	97.9	75	94.7	82	97.6	42	33.3	42	76.2		
	8131920	Basa Tutorial Institute	N				83	98.8					31	100.0	109	99.1			109	89.9	37	100.0	72	84.7	70	87.1		
	8110015	Daleview Secondary	N	3	5	100.0			45	91.1	45	73.3			58	98.3	16	100.0	51	92.2	85	92.9	21	57.1	27	74.1		
	8400540	Denver Secondary School	N	5	35	42.9			35	74.3	35	68.6	121	97.5	86	79.1	41	73.2	86	66.3	73	90.4	48	43.8	45	53.3		
	8120568	Diversity High	N	4	21	71.4			86	96.5	75	94.7			58	96.6			44	93.2	72	98.6	38	50.0	17	88.2		
	8400371	Ebenezer Maranatha Institute	N		9	55.6			10	90.0	10	90.0			22	68.2	15	86.7	23	30.4	19	78.9	13	23.1	6	33.3		
	8132126	Education Alive	N		21	66.7			46	97.8	46	76.1	25	100.0	50	94.0	55	94.5	50	70.0	80	98.8	16	62.5	20	55.0		
	8111823	Elethu Themba School	N	2	15	73.3			15	93.3	15	73.3	51	100.0	36	94.4	16	93.8	36	83.3	29	96.6	22	72.7	20	70.0		
	8110023	Ennerdale Secondary	N	4	21	76.2			42	90.5	42	76.2			19	94.7	16	100.0	22	72.7	45	100.0	29	37.9	17	58.8		
	8111500	Fred Norman Secondary	N	4	101	91.1			71	100.0	174	77.0			159	92.5	34	97.1	86	96.5	103	94.2	157	51.0	86	76.7		
	8132241	Freedom Community College	N		82	48.8			82	91.5	82	78.0	63	100.0	55	92.7	55	98.2	55	40.0	113	90.3	24	54.2				
	8400378	Gauteng Campus	N		8	62.5			21	81.0	20	65.0	18	100.0	14	92.9	3	66.7	17	64.7	24	100.0	12	50.0	6	50.0		
	8111922	Gibson Pillay Learning Acad	N		4	100.0			30	100.0							12	100.0	20	95.0	19	100.0	13	100.0	12	100.0		
	8110403	Glenvista High	N	5	46	100.0			146	99.3	77	98.7			64	98.4	44	100.0	117	91.5	141	100.0	110	95.5	80	86.3		
	8400313	Greenlane College	N						11	72.7	10	70.0	4	100.0	12	91.7	8	100.0	11	63.6	20	100.0	5	20.0	4	25.0		
	8400370	Hambani College	N						15	60.0	14	57.1	7	100.0	3	100.0	4	75.0	2	50.0	17	76.5	2	0.0	1	100.0		
	8122309	Horizon International High	N		6	100.0			7	100.0	18	100.0			13	100.0	12	100.0	9	100.0	16	100.0	12	91.7	9	100.0		

District Name	Centre no	Centre name	Dinaledi	Quintile	Accounting		Agricultural Sciences		Business Studies		Economics		English (FAL)		Geography		History		Life Sciences		Mathematical Literacy		Mathematics		Physical Sciences			
					Wrote	% Achieved at 30% and above	Wrote	% Achieved at 30% and above	Wrote	% Achieved at 30% and above	Wrote	% Achieved at 30% and above	Wrote	% Achieved at 30% and above	Wrote	% Achieved at 30% and above	Wrote	% Achieved at 30% and above	Wrote	% Achieved at 30% and above	Wrote	% Achieved at 30% and above	Wrote	% Achieved at 30% and above	Wrote	% Achieved at 30% and above	Wrote	% Achieved at 30% and above
					JOHANNESBURG SOUTH	8330753	Isikhumbuzo High	N		23	43.5			82	67.1	76	48.7	78	96.2							72	88.9	
	8400055	Ithuba-Lethu Secondary	N		12	83.3	12	100.0	38	78.9	38	71.1	116	99.1	32	75.0	32	93.8	78	62.8	104	98.1	12	83.3	12	58.3		
	8331611	Jabulile Secondary	N	2	42	88.1			52	100.0	100	98.0	212	100.0	73	67.1	73	84.9	131	74.8	143	92.3	69	73.9	58	67.2		
	8400293	Jepe Education Centre	N		12	41.7			18	83.3	20	60.0	13	92.3	8	87.5			8	87.5	18	94.4	10	100.0	4	100.0		
	8133769	Johannesburg Muslim	N		30	100.0			28	100.0					45	100.0	2	100.0	67	100.0	13	100.0	58	96.6	43	97.7		
	8122234	Johannesburg Polytech Institute	N		19	100.0			57	100.0	50	100.0			50	100.0	9	100.0	41	100.0	78	100.0	29	100.0	22	100.0		
	8130708	John Orr Technical High	Y		18	100.0			18	100.0													100	63.0	81	70.4		
	8330894	Johweto Combined	N		3	100.0			3	100.0	3	100.0	8	100.0	5	100.0	3	100.0	5	80.0	4	100.0	4	0.0				
	8133918	Jordao College	N		4	100.0			20	100.0					7	100.0	5	100.0	6	83.3	22	100.0	8	75.0	1	100.0		
	8400167	Leeds Business College Repeaters	N		2	50.0			3	100.0	2	100.0			7	100.0	4	100.0	8	75.0	4	100.0	6	83.3	6	66.7		
	8111583	Lenasia Muslim	N		72	100.0			39	100.0					30	100.0			82	100.0	9	100.0	83	96.4	53	100.0		
	8110213	Lenasia South Secondary	N	5	103	78.6			169	82.2					107	93.5	36	94.4	245	82.9	147	98.0	99	62.6	76	78.9		
	8330969	Leshata Secondary	Y	2	48	75.0			65	98.5	48	97.9	185	100.0	134	86.6	74	94.6	136	88.2	105	100.0	80	66.3	50	80.0		
	8400455	Lunem Learning Centre	N		7	0.0			12	41.7	13	15.4	12	100.0	6	66.7	4	50.0	7	0.0	17	52.9	3	0.0	2	0.0		
	8132464	Mahlasedi High	N		23	65.2			29	96.6	29	93.1	62	100.0	33	100.0	14	100.0	33	93.9	33	100.0	29	86.2	25	80.0		
	8331884	Masibambane College	N						23	100.0					21	100.0			23	95.7	6	100.0	17	94.1	13	100.0		
	8400350	Mbowa Academy	N		8	87.5			22	86.4	21	71.4			9	88.9			11	72.7	21	95.2	11	45.5	11	0.0		
	8134007	Metropolitan College	N		5	20.0			20	95.0	20	90.0	22	100.0	15	100.0	13	100.0	15	100.0	25	100.0	10	50.0	8	62.5		
	8111658	Moses Maren Mission Technical Secondary	N	2	23	39.1			62	100.0	23	82.6	90	100.0	47	93.6			47	93.6	56	89.3	34	32.4	28	71.4		
	8331950	Mphethi Mahlatsi Secondary	N	2	32	90.6			32	93.8	32	100.0	250	100.0	218	79.4	84	96.4	163	69.3	201	90.0	49	59.2	78	62.8		

District Name	Centre no	Centre name	Dinaledi	Quintile	Accounting		Agricultural Sciences		Business Studies		Economics		English (FAL)		Geography		History		Life Sciences		Mathematical Literacy		Mathematics		Physical Sciences			
					Wrote	% Achieved at 30% and above	Wrote	% Achieved at 30% and above	Wrote	% Achieved at 30% and above	Wrote	% Achieved at 30% and above	Wrote	% Achieved at 30% and above	Wrote	% Achieved at 30% and above	Wrote	% Achieved at 30% and above	Wrote	% Achieved at 30% and above	Wrote	% Achieved at 30% and above	Wrote	% Achieved at 30% and above	Wrote	% Achieved at 30% and above	Wrote	% Achieved at 30% and above
					JOHANNESBURG SOUTH	8131037	National Of The Arts	N						53	100.0					27	100.0	43	100.0	54	100.0	73	100.0	29
8400454	Nationwide School For Academic Excel	N		8		25.0			20	90.0	17	76.5			17	94.1			17	41.2	18	83.3	17	41.2	12	50.0		
8132613	New Model Private College	N		26		100.0			26	100.0	5	100.0	63	100.0	45	100.0	22	100.0	45	95.6	53	100.0	18	88.9	23	82.6		
8111815	Oakdale Secondary	N	4	31		67.7			54	74.1	54	72.2			40	82.5	10	100.0	59	66.1	52	84.6	53	54.7	41	78.0		
8132720	Phoenix College Of Johannesburg	N		17		100.0			45	100.0	37	100.0	26	100.0	11	100.0			20	95.0	41	100.0	27	88.9	15	100.0		
8400336	Pride Learning Academy	N		6		100.0			10	100.0	12	100.0	17	100.0	11	100.0			7	100.0	13	100.0	4	100.0	7	57.1		
8132753	Providence Academy	N		48		64.6			48	95.8	48	85.4	85	98.8	74	89.2	29	100.0	45	88.9	95	95.8	27	85.2	45	60.0		
8400235	Qalabotsha Secondary	N	1	11		81.8			66	63.6	66	60.6	118	100.0	53	92.5	32	78.1	53	56.6	87	87.4	32	53.1	21	47.6		
8331181	Qoqa Secondary	N	2	18		61.1	40	55.0	18	94.4	18	100.0	84	100.0	26	100.0	40	77.5	66	43.9	54	83.3	30	33.3	26	38.5		
8131334	Rand Meisieskool/Girls	N	4	51		88.2			103	100.0					64	98.4	78	100.0	83	92.8	109	99.1	64	90.6	43	79.1		
8331215	Raphela Secondary	Y	2	31		67.7	7	100.0	55	85.5	32	93.8	131	99.2	69	98.6	52	84.6	47	97.9	111	96.4	20	85.0	47	44.7		
8331546	Sakhisizwe Secondary	N	1	68		36.8			43	83.7	43	60.5	95	100.0	27	63.0	27	74.1	51	54.9	70	91.4	25	32.0	25	36.0		
8400453	Sedco High School	N		7		14.3			34	32.4	29	31.0	7	100.0	34	38.2	15	33.3	27	29.6	41	53.7	19	21.1	17	29.4		
8331660	Siyaphambili Secondary	N											49	98.0	48	70.8	17	88.2	40	77.5	19	89.5	25	28.0	23	39.1		
8110197	Southview High	N	4	91		67.0			181	86.7	84	83.3			280	72.9	77	87.0	213	63.8	298	90.3	82	61.0	50	78.0		
8400374	Summat College - Markade Campus	N		2		50.0			7	100.0	8	62.5	2	100.0	5	100.0			4	75.0	6	100.0	6	16.7	5	40.0		
8331405	Thamsanqa Secondary	N	2	31		64.5			92	67.4	115	63.5	156	98.7	65	81.5	18	94.4	42	90.5	127	79.5	30	50.0	33	45.5		
8111343	The Africa House College	N		2		100.0			20	95.0	7	100.0	15	100.0	19	100.0	10	90.0	9	77.8	20	100.0	1	100.0				
8121137	The Hill High	N	5	44	86.4			138	94.9					49	98.0	59	96.6	112	89.3	141	96.5	80	71.3	56	78.6			

District Name	Centre no	Centre name	Dinaledi	Quintile	Accounting		Agricultural Sciences		Business Studies		Economics		English (FAL)		Geography		History		Life Sciences		Mathematical Literacy		Mathematics		Physical Sciences			
					Wrote	% Achieved at 30% and above	Wrote	% Achieved at 30% and above	Wrote	% Achieved at 30% and above	Wrote	% Achieved at 30% and above	Wrote	% Achieved at 30% and above	Wrote	% Achieved at 30% and above	Wrote	% Achieved at 30% and above	Wrote	% Achieved at 30% and above	Wrote	% Achieved at 30% and above	Wrote	% Achieved at 30% and above	Wrote	% Achieved at 30% and above	Wrote	% Achieved at 30% and above
					JOHANNESBURG SOUTH																							
	8331645	Thetha Secondary	N	1	49	59.2			49	98.0	49	87.8	99	100.0	50	96.0	26	100.0	23	82.6	48	100.0	51	52.9	24	45.8		
	8331876	Thula Mntwana Comb	N		5	60.0			5	100.0	5	20.0	12	100.0	7	100.0	7	100.0	7	28.6	12	91.7						
	8321554	Thusa-Setjhaba Secondary	N	2	34	82.4			34	100.0	34	55.9	91	100.0	57	98.2	33	93.9	57	87.7	75	97.3	16	93.8	24	58.3		
	8133249	Vector College	N		21	38.1			46	89.1	22	95.5	34	100.0	43	90.7	24	100.0	44	72.7	39	97.4	26	46.2	17	64.7		
	8400023	Vine College	N		4	0.0			23	60.9	21	42.9	16	93.8	13	53.8	2	50.0	13	30.8	26	76.9	10	0.0	8	0.0		
	8331504	Vulanindlela Secondary	N	2	22	90.9			22	95.5	22	86.4	64	98.4	42	92.9	20	100.0	31	96.8	39	100.0	25	56.0	22	90.9		
	8331976	Vutomi High	N		15	0.0			15	53.3	15	53.3	77	92.2	66	31.8	52	44.2	65	10.8	67	52.2	14	14.3	14	7.1		
	8400302	Watersrand High	N		5	40.0			10	100.0	11	100.0	12	100.0	10	90.0	3	0.0	7	28.6	17	88.2	2	0.0	7	85.7		
	8400274	Whitestone College	N		10	70.0			15	100.0	17	70.6			13	38.5	15	80.0	11	36.4	24	91.7	4	75.0	3	66.7		
	8110767	Willowmead Secondary	N	4	24	83.3			79	97.5	88	83.0			50	82.0	27	96.3	106	65.1	204	98.5	7	100.0	38	78.9		
	8111526	Zakariyya Park Secondary	N	3	46	95.7			112	82.1	90	84.4			87	83.9	22	95.5	21	95.2	100	98.0	33	90.9	21	90.5		
JOHANNESBURG WEST																												
	8252189	Allen Glen High	N	5	41	97.6			125	98.4	66	97.0			33	100.0			104	97.1	152	100.0	92	88.0	70	70.0		
	8131862	Anchor Comprehensive	N	3	16	50.0			23	91.3	59	78.0	75	100.0	28	100.0	20	95.0	12	100.0	56	98.2	19	73.7	16	87.5		
	8400311	Bridgeway Christian	N						6	100.0									6	100.0	4	100.0	2	100.0	1	100.0		
	8252304	Crown Christian	N		4	75.0			17	88.2	14	71.4							11	63.6	12	100.0	13	7.7	9	33.3		
	8400287	Eagle House Learning Centre	N		3	100.0			17	100.0					13	100.0	7	100.0	15	100.0	21	100.0	10	90.0	4	100.0		
	8132167	Emadwaleni Secondary	N	3	14	21.4			20	80.0	21	76.2	67	100.0	19	84.2	15	80.0	33	72.7	54	94.4	14	100.0	24	75.0		
	8250142	Florida Park High	Y	5	52	84.6			173	91.9	124	89.5			64	95.3	53	100.0	112	83.9	201	99.5	77	88.3	43	93.0		
	8251405	Forte Secondary	Y	4	115	52.2			119	95.0	143	83.9	262	100.0	114	86.8	85	100.0	119	75.6	184	97.8	78	84.6	62	83.9		
	8251413	George Khosa Secondary	N	4	56	53.6			56	73.2	33	97.0	145	100.0	89	78.7	69	82.6	54	85.2	112	83.0	33	60.6	20	95.0		

District Name	Centre no	Centre name	Dinaledi	Quintile	Accounting		Agricultural Sciences		Business Studies		Economics		English (FAL)		Geography		History		Life Sciences		Mathematical Literacy		Mathematics		Physical Sciences			
					Wrote	% Achieved at 30% and above	Wrote	% Achieved at 30% and above	Wrote	% Achieved at 30% and above	Wrote	% Achieved at 30% and above	Wrote	% Achieved at 30% and above	Wrote	% Achieved at 30% and above	Wrote	% Achieved at 30% and above	Wrote	% Achieved at 30% and above	Wrote	% Achieved at 30% and above	Wrote	% Achieved at 30% and above	Wrote	% Achieved at 30% and above	Wrote	% Achieved at 30% and above
					JOHANNESBURG WEST	8252768	Grace Christian School	N						3	100.0									3	100.0			3
8250217	Hoerskool Die Adelaar	N	5	35		97.1			140	94.3	92	89.1	5	100.0			49	100.0	79	92.4	127	100.0	52	96.2	24	75.0		
8250225	Hoerskool Die Burger	N	5	27		66.7			84	75.0			57	100.0	29	79.3	3	100.0	39	82.1	119	95.0	27	63.0	22	68.2		
8250233	Hoerskool Florida	N	5	46		97.8			92	95.7	32	100.0	275	100.0	56	98.2	32	84.4	90	96.7	159	98.1	137	86.1	68	95.6		
8250274	Hoerskool Roodepoort	N	5	19		100.0			34	100.0	24	95.8	110	100.0	32	100.0			30	100.0	76	98.7	47	89.4	29	79.3		
8400221	Ikusasaletu Secondary	N	1	28		53.6			45	88.9	28	92.9	99	100.0	71	81.7	31	96.8	35	68.6	63	93.7	36	41.7	35	37.1		
8140624	Kelokitso Comprehensive	N	3	42		40.5			58	79.3	78	73.1	114	100.0	20	55.0	37	83.8	46	50.0	91	85.7	23	69.6	36	19.4		
8400241	Kgatelopele Secondary School	N	1	19		84.2			36	88.9	19	100.0	76	100.0	36	94.4	22	95.5	18	94.4	63	90.5	14	92.9	18	94.4		
8140665	Kwa-Mahlobo Secondary	N	3	24		66.7			64	71.9	14	85.7	108	100.0	48	68.8	36	100.0	23	87.0	87	83.9	21	81.0	23	69.6		
8140681	Lamula Jubilee Secondary	N	3	55		43.6			55	89.1	55	81.8	148	100.0	93	86.0	11	100.0	93	67.7	97	95.9	51	64.7	33	75.8		
8250852	Lanterskool	N		5		80.0			25	76.0			23	100.0					9	66.7	52	100.0	8	75.0	4	0.0		
8140715	Letsibogo Secondary	Y	4	59		96.6			69	100.0	59	98.3	129	100.0	47	100.0	35	100.0	60	96.7	98	99.0	31	93.5	35	82.9		
8140780	Matseliso Secondary	N	3	26		57.7			48	89.6	18	94.4	87	100.0	31	96.8			30	93.3	43	95.3	44	79.5	39	76.9		
8140806	Meadowlands Secondary	N	3	39		25.6			74	78.4	40	90.0	148	98.6	68	75.0	31	90.3	68	51.5	123	91.1	28	35.7	46	26.1		
8140814	Mokgome Secondary	N	3	24		45.8			75	78.7	36	66.7	119	100.0	67	71.6	67	82.1	44	61.4	104	69.2	15	33.3	16	43.8		
8132688	Orlando West Secondary	N	3	10		70.0			10	100.0	10	90.0	75	100.0	65	84.6	45	93.3	20	75.0	51	98.0	25	52.0	20	40.0		
8132704	Phefeni Secondary	N	3	40		20.0			68	88.2	40	97.5	116	100.0	62	67.7	29	82.8	47	78.7	91	95.6	25	36.0	21	76.2		
8251777	Pj Simelane Secondary	Y	4	33		78.8			28	96.4	31	93.5	147	100.0	85	89.4	75	100.0	38	89.5	120	93.3	27	92.6	17	88.2		
8250951	Princess High	Y	5	60		65.0			94	97.9	38	97.4			55	98.2	41	100.0	58	74.1	122	99.2	55	78.2	38	73.7		

District Name	Centre no	Centre name	Dinaledi	Quintile	Accounting		Agricultural Sciences		Business Studies		Economics		English (FAL)		Geography		History		Life Sciences		Mathematical Literacy		Mathematics		Physical Sciences			
					Wrote	% Achieved at 30% and above	Wrote	% Achieved at 30% and above	Wrote	% Achieved at 30% and above	Wrote	% Achieved at 30% and above	Wrote	% Achieved at 30% and above	Wrote	% Achieved at 30% and above	Wrote	% Achieved at 30% and above	Wrote	% Achieved at 30% and above	Wrote	% Achieved at 30% and above	Wrote	% Achieved at 30% and above	Wrote	% Achieved at 30% and above	Wrote	% Achieved at 30% and above
					JOHANNESBURG WEST																							
	8400220	Raymond Mhlaba Secondary School	N	2	29	96.6			29	100.0	29	100.0	91	100.0	62	100.0	19	100.0	62	100.0	67	100.0	24	95.8	17	94.1		
	8251850	Sebetsa-O-Tholempotso	N	2	40	87.5			40	100.0	40	100.0	113	100.0	73	98.6	31	100.0	73	91.8	80	97.5	33	90.9	42	78.6		
	8400569	Seekers Private High School	N						19	84.2					1	100.0			19	42.1	12	100.0	7	14.3				
	8400240	Siyabonga Secondary School	N	1	17	41.2			27	92.6	27	81.5	77	100.0	37	94.6	23	100.0	50	66.0	45	93.3	32	68.8	27	63.0		
	8251900	Sizwile For The Deaf	N										5	80.0							5	40.0						
	8133009	St Martin De Porres Combined	N		21	52.4			21	100.0	21	100.0	99	100.0	78	94.9	43	97.7	36	94.4	58	100.0	41	78.0	36	88.9		
	8400218	Thulani Secondary	N	2	20	85.0			20	100.0	20	100.0	73	100.0	53	92.5	32	100.0	53	86.8	49	91.8	24	79.2	21	95.2		
	8141002	Thutolore Secondary	N	3	43	65.1			45	86.7	40	90.0	112	100.0	43	93.0	45	88.9	71	59.2	69	87.0	43	53.5	22	68.2		
	8252031	Tulip Secondary	N		29	72.4			29	100.0	19	100.0			101	92.1	60	98.3	41	95.1	102	99.0	28	75.0	17	88.2		
	8141143	Veritas Secondary	N	3	12	41.7			31	64.5	12	100.0	42	100.0	30	83.3	19	78.9	11	72.7	33	84.8	9	44.4	11	27.3		
	8252883	Victory House Private	N		36	94.4					27	100.0			50	100.0	13	100.0	55	98.2	27	100.0	42	92.9	26	92.3		
	8251173	West Ridge High	Y	5	34	97.1			127	98.4	34	91.2			41	100.0	47	100.0	99	91.9	86	100.0	100	70.0	67	89.6		
	8400238	Wiseman Cele Secondary School	N	2	18	50.0			18	100.0	18	94.4	83	100.0	65	95.4	21	100.0	65	87.7	46	95.7	37	32.4	33	48.5		
SEBIBENG EAST																												
	8331694	Assemblies Of God (Cefups Academy)	N		15	100.0	9	100.0	56	92.9	27	92.6			21	95.2	40	95.0	22	68.2	49	95.9	22	59.1	14	64.3		
	8330100	Destinata Skool	N		11	63.6			11	100.0			10	100.0							23	100.0						
	8400181	El Tabernacle	N		6	100.0			9	100.0					9	100.0			16	100.0	11	100.0	14	100.0	9	100.0		
	8330126	General Smuts High	Y	4	102	87.3			185	91.4	120	89.2			22	90.9	61	93.4	178	82.0	118	97.5	226	55.3	122	82.8		
	8340174	Hoer Volksskool Heidelberg	N	5	29	96.6			110	100.0			125	100.0			34	100.0	90	88.9	74	100.0	114	92.1	83	98.8		

District Name	Centre no	Centre name	Dinaledi	Quintile	Accounting		Agricultural Sciences		Business Studies		Economics		English (FAL)		Geography		History		Life Sciences		Mathematical Literacy		Mathematics		Physical Sciences			
					Wrote	% Achieved at 30% and above	Wrote	% Achieved at 30% and above	Wrote	% Achieved at 30% and above	Wrote	% Achieved at 30% and above	Wrote	% Achieved at 30% and above	Wrote	% Achieved at 30% and above	Wrote	% Achieved at 30% and above	Wrote	% Achieved at 30% and above	Wrote	% Achieved at 30% and above	Wrote	% Achieved at 30% and above	Wrote	% Achieved at 30% and above	Wrote	% Achieved at 30% and above
					SEDIBENG EAST	8330159	Hoerskool Dr Malan	N	5	39	94.9			92	93.5			198	100.0	42	92.9			73	94.5	136	98.5	62
8330167	Hoerskool Drie Riviere	N	5	40		100.0			94	98.9			43	100.0	47	100.0			90	96.7	72	98.6	77	88.3	39	100.0		
8340208	Hoerskool Emmasdal	N							1	100.0			1	100.0							1	100.0						
8330183	Hoerskool Overvaal	N	5	16		93.8			58	98.3	20	95.0	114	100.0	9	100.0			42	95.2	84	100.0	29	100.0	22	95.5		
8330209	Hoerskool Vereeniging	N	4	33		97.0	15	100.0	129	88.4			257	100.0	15	100.0			83	96.4	135	100.0	121	88.4	110	96.4		
8330860	Isizwe-Setjhaba Secondary	N	3	11		63.6			11	100.0	10	90.0	56	100.0	33	84.8	15	100.0	30	56.7	40	92.5	16	43.8	30	23.3		
8400320	Jeppe Education Centre	N		3		33.3			17	94.1	11	81.8	13	100.0	13	84.6			8	87.5	16	100.0	9	33.3	8	87.5		
8340752	Khanya-Lesedi Secondary	N	4	34		61.8			34	94.1	34	82.4	118	100.0	83	84.3	47	91.5	84	70.2	87	94.3	31	45.2	37	67.6		
8330944	Lekoa Shandu Secondary	N	3	16		37.5			56	67.9	16	81.3	108	99.1	53	90.6	10	100.0	53	77.4	72	94.4	37	78.4	43	58.1		
8332117	Meyerton High	N	2	24		87.5			99	94.9	44	93.2	56	100.0	48	97.9			82	69.5	48	95.8	73	43.8	58	36.2		
8331074	Mohloli Secondary	Y	3	19		68.4			66	93.9	19	78.9	144	100.0	126	83.3			88	87.5	104	95.2	41	78.0	41	82.9		
8400226	New Ratanda Secondary	N	3	12		83.3	14	100.0	30	83.3	30	73.3	120	100.0	67	65.7	49	98.0	41	87.8	94	86.2	26	69.2	23	60.9		
8341149	Ratanda Secondary	N	4	16		31.3			31	77.4	31	87.1	73	97.3	42	100.0	17	100.0	42	97.6	44	93.2	29	58.6	25	76.0		
8330597	Riverside High	N	5	37		91.9			112	96.4					20	100.0	33	100.0	84	88.1	93	100.0	54	85.2	43	79.1		
8330043	Roshnee Secondary	N	4	44		97.7			44	100.0	21	100.0					23	100.0	34	100.0	30	100.0	37	91.9	24	100.0		
8331702	Roshnee Islamic	N		10		90.0			20	100.0					25	100.0			12	100.0	16	100.0	19	100.0	16	100.0		
8331280	Rusoord Secondary	N	2						25	68.0	13	46.2	25	96.0					12	41.7	25	76.0						
8330019	Rust-Ter-Vaal Combined	N	3	18		50.0			12	75.0			21	100.0	29	79.3	27	85.2	20	75.0	25	84.0	21	9.5	17	0.0		
8340364	Sedaven High	N		5		100.0			22	95.5									24	83.3	9	100.0	21	81.0	16	87.5		
8331413	Thuto Lore Secondary	N	3	49		10.2			49	81.6	28	57.1	80	98.8							51	74.5	29	89.7	31	83.9		

District Name	Centre no	Centre name	Dinaledi	Quintile	Accounting		Agricultural Sciences		Business Studies		Economics		English (FAL)		Geography		History		Life Sciences		Mathematical Literacy		Mathematics		Physical Sciences			
					Wrote	% Achieved at 30% and above	Wrote	% Achieved at 30% and above	Wrote	% Achieved at 30% and above	Wrote	% Achieved at 30% and above	Wrote	% Achieved at 30% and above	Wrote	% Achieved at 30% and above	Wrote	% Achieved at 30% and above	Wrote	% Achieved at 30% and above	Wrote	% Achieved at 30% and above	Wrote	% Achieved at 30% and above	Wrote	% Achieved at 30% and above	Wrote	% Achieved at 30% and above
					SEDIBENG EAST	8331470	Vaal Ed U College Private	N		6	100.0			19	100.0	19	94.7							5	100.0	17	100.0	7
SEDIBENG WEST	8320937	Beverly Hills Secondary	Y	2	43	79.1			120	84.2	121	95.0	213	100.0	56	98.2	36	100.0	112	79.5	126	94.4	86	68.6	55	80.0		
	8400325	Boitumelo Secondary	N	3	38	23.7			38	94.7	38	94.7	116	100.0	78	79.5	18	83.3	78	53.8	70	91.4	47	36.2	60	40.0		
	8400355	Bophelong Secondary	N	2	22	45.5			37	73.0	37	86.5	99	100.0	42	83.3	28	89.3	44	75.0	60	88.3	39	35.9	34	58.8		
	8320358	Botebo-Tsebo Secondary	Y	4	18	66.7			84	56.0	107	79.4	167	99.4	27	33.3	27	81.5	56	80.4	123	72.4	45	71.1	56	55.4		
	8321869	Chrystal Springs Private	N		8	37.5			8	75.0	8	50.0	46	97.8	16	12.5	16	37.5	22	45.5	24	54.2	22	13.6	22	45.5		
	8320432	Dinokaneng Secondary	N	3	27	44.4			27	77.8	27	92.6	77	98.7	50	68.0	14	78.6	36	50.0	59	89.8	18	11.1	36	25.0		
	8321752	El Shaddai	N		25	44.0	18	50.0	28	89.3	29	72.4	42	100.0	53	67.9			22	90.9	66	87.9	28	39.3	17	82.4		
	8320515	Esokwazi Secondary	Y	2	37	78.4			143	95.8	141	83.0	245	100.0	71	100.0	42	88.1	51	92.2	212	94.3	32	100.0	35	88.6		
	8320556	Fundulwazi Secondary	N	3	94	69.1			114	67.5	91	79.1	218	100.0	55	83.6	44	40.9	98	83.7	153	90.2	65	46.2	65	83.1		
	8320028	Hoer Tegnieste Skool Carel De Wet	N	5	8	62.5	12	83.3	46	91.3	16	75.0	41	100.0					41	87.8	81	100.0	42	100.0	65	49.2		
	8330175	Hoerskool Driehoek	N	5	36	100.0			74	97.3	23	95.7	166	100.0	34	100.0			70	97.1	75	100.0	91	85.7	55	100.0		
	8320036	Hoerskool Suiderlig	N	5	36	77.8			122	99.2	103	96.1							74	98.6	83	100.0	74	78.4	42	95.2		
	8330191	Hoerskool Transvalia	N	5	50	98.0			82	97.6	22	95.5	254	100.0	72	100.0			111	98.2	99	100.0	155	87.7	144	84.0		
	8320044	Hoerskool Vanderbijlpark	N	3	10	70.0			25	76.0			73	100.0	29	69.0			38	73.7	51	94.1	22	63.6	8	87.5		
8320663	Jet Nteo Secondary	N	3	8	62.5			73	76.7	47	66.0	93	100.0	37	40.5	50	68.0	49	59.2	77	84.4	16	43.8	15	73.3			
8320671	Jordan Secondary	N	1	42	81.0			68	97.1	93	96.8	114	99.1	17	94.1	17	94.1	76	93.4	90	98.9	24	91.7	29	79.3			

District Name	Centre no	Centre name	Dinaledi	Quintile	Accounting		Agricultural Sciences		Business Studies		Economics		English (FAL)		Geography		History		Life Sciences		Mathematical Literacy		Mathematics		Physical Sciences			
					Wrote	% Achieved at 30% and above	Wrote	% Achieved at 30% and above	Wrote	% Achieved at 30% and above	Wrote	% Achieved at 30% and above	Wrote	% Achieved at 30% and above	Wrote	% Achieved at 30% and above	Wrote	% Achieved at 30% and above	Wrote	% Achieved at 30% and above	Wrote	% Achieved at 30% and above	Wrote	% Achieved at 30% and above	Wrote	% Achieved at 30% and above	Wrote	% Achieved at 30% and above
					SEDBENG WEST	8320689	Katleho-Impumelelo Secondary	N	3	25	52.0			64	51.6	63	79.4	90	98.9	26	100.0	38	63.2	27	88.9	78	84.6	12
8320697	Kgokare Secondary	N	3	18		61.1			23	100.0	23	100.0	58	100.0	17	100.0	11	100.0	35	85.7	44	100.0	14	85.7	18	77.8		
8320713	Khutlo-Tharo Secondary	Y	3	9		100.0			23	69.6	23	69.6	78	98.7	36	77.8			46	73.9	32	93.8	46	37.0	46	47.8		
8320754	Lakeside Secondary	N	3	34		91.2			41	78.0	34	97.1	167	100.0	92	94.6	51	88.2	75	92.0	136	98.5	31	93.5	40	97.5		
8320788	Lebohang Secondary	N	3	13		61.5			13	84.6	16	100.0	99	99.0	42	95.2	67	91.0	87	58.6	80	92.5	20	75.0	20	70.0		
8320895	Mahareng Secondary	N	3	58		58.6			83	77.1	83	75.9	153	100.0	70	81.4	44	88.6	70	61.4	127	92.1	26	61.5	26	76.9		
8320960	Maxeke Secondary	N	1	33		45.5			124	92.7	20	100.0	144	100.0	20	85.0	20	90.0	82	82.9	115	94.8	29	58.6	29	86.2		
8321026	Mohaladitoe Secondary	N	4	9		55.6			23	73.9	42	59.5	82	95.1	41	56.1	41	75.6	30	56.7	65	73.8	18	50.0	19	63.2		
8321083	Mopholosi Secondary	N	3	40		32.5			60	90.0	60	81.7	132	100.0	56	82.1	35	80.0	37	83.8	106	96.2	26	76.9	37	27.0		
8321091	Moqhaka Secondary	N	3	4		75.0			31	58.1	39	64.1	38	97.4					8	12.5	37	78.4	2	0.0	4	0.0		
8321109	Moshate Secondary	N	3	10		30.0			27	74.1	54	53.7	111	100.0	51	82.4			40	82.5	96	86.5	15	60.0	40	50.0		
8321281	Poelano Secondary	N	2	35		40.0			68	91.2	148	81.1	151	100.0					88	68.2	119	95.0	32	96.9	31	96.8		
8400119	Prestigious Aurete Secondary	N	5	34		79.4			38	94.7	22	95.5			48	91.7			71	93.0	42	100.0	65	50.8	55	78.2		
8321307	Qedilizwe Secondary	Y	2	21		57.1	42	90.5	21	71.4	18	66.7	121	100.0	83	85.5	61	95.1	91	84.6	94	97.9	27	74.1	26	76.9		
8321364	Ramolelle Combined	N		2		50.0			13	61.5	18	88.9	18	100.0					16	81.3	12	100.0	6	83.3	5	100.0		
8321372	Ramosukula Secondary	N	1										32	100.0	11	81.8	32	100.0	21	38.1	27	81.5	5	20.0	13	15.4		
8321380	Residensia Secondary	Y	3	20		60.0			102	74.5	64	82.8	158	100.0	33	100.0			79	89.9	77	79.2	82	52.4	79	70.9		
8321398	Rutasetjhaba Secondary	Y	2	41		90.2			41	100.0	41	97.6	151	100.0	98	95.9	54	94.4	110	70.9	71	98.6	80	68.8	50	80.0		
8400127	Samelson College	N							25	52.0	32	40.6	9	100.0					7	14.3	32	71.9						
8321406	Sapphire Secondary	N	3	55		47.3			55	87.3	55	83.6	140	100.0	38	92.1	23	100.0	62	83.9	85	88.2	55	60.0	62	66.1		

District Name	Centre no	Centre name	Dinaledi	Quintile	Accounting		Agricultural Sciences		Business Studies		Economics		English (FAL)		Geography		History		Life Sciences		Mathematical Literacy		Mathematics		Physical Sciences			
					Wrote	% Achieved at 30% and above	Wrote	% Achieved at 30% and above	Wrote	% Achieved at 30% and above	Wrote	% Achieved at 30% and above	Wrote	% Achieved at 30% and above	Wrote	% Achieved at 30% and above	Wrote	% Achieved at 30% and above	Wrote	% Achieved at 30% and above	Wrote	% Achieved at 30% and above	Wrote	% Achieved at 30% and above	Wrote	% Achieved at 30% and above	Wrote	% Achieved at 30% and above
					SEDBENG WEST																							
	8321430	Sehopotso Secondary	N	3	13	69.2			30	90.0	31	100.0	48	100.0	17	100.0	8	100.0	18	94.4	35	100.0	13	84.6	10	100.0		
	8321455	Seijhaba-Sohle Secondary	N	4	11	63.6			49	89.8	19	57.9	63	100.0	34	91.2	48	93.8	14	92.9	48	89.6	15	66.7	14	78.6		
	8321497	Sizanani Thusanang Comprehensive	N	3	26	80.8			63	90.5	34	55.9	71	100.0					27	63.0	56	91.1	15	13.3	27	18.5		
	8330654	Suncrest High	Y	5	20	95.0			60	100.0	50	96.0			12	100.0	10	90.0	60	91.7	44	100.0	45	84.4	26	76.9		
	8321505	Tandukwazi Secondary	N	2	21	28.6			25	72.0	44	54.5	110	97.3	32	100.0	47	85.1	44	72.7	93	79.6	18	94.4	32	68.8		
	8321521	Tharabollo Secondary	N	3	60	33.3			60	88.3	60	73.3	108	100.0	48	91.7	21	95.2	48	79.2	88	95.5	19	63.2	27	55.6		
	8330662	The Vaal High	N	5	21	85.7			40	92.5	45	84.4			10	100.0			25	100.0	25	100.0	55	45.5	34	64.7		
	8321570	Thuto-Tiro Comprehensive	N	4	20	75.0			38	94.7	20	95.0	93	100.0	48	97.9			48	95.8	56	98.2	37	75.7	55	54.5		
	8321604	Tokelo Secondary	N	1	32	34.4			31	74.2	32	43.8	83	98.8	52	94.2			52	57.7	64	98.4	20	60.0	20	75.0		
	8321638	Tshepo-Themba Secondary	N	2	19	68.4			63	76.2	89	65.2	142	100.0	53	96.2	14	100.0	74	81.1	78	91.0	64	46.9	60	95.0		
	8321703	Tsolo Secondary	N	3	34	44.1			36	86.1	38	73.7	124	100.0	90	91.1	49	93.9	88	56.8	84	94.0	42	52.4	42	57.1		
	8400388	Watershed Christian	N		11	9.1			31	61.3	31	38.7							15	46.7	28	78.6	18	22.2	13	38.5		
TSHWANE NORTH																												
	8400129	Academic Quality Education	N		4	50.0			5	100.0	2	100.0	1	100.0					5	100.0	5	100.0	4	0.0	3	33.3		
	8910011	Adam Masebe Secondary	N	1	40	42.5			65	66.2	39	59.0	138	100.0	100	85.0	32	81.3	75	85.3	97	91.8	43	60.5	42	45.2		
	8240507	Amogelang Secondary	Y	2	120	14.2			120	65.8	120	70.0	298	100.0	178	89.9	83	86.7	95	88.4	198	88.9	100	51.0	95	67.4		
	8910158	Boitshepo Secondary	N	1	62	72.6			63	96.8	63	100.0	155	100.0	46	80.4	46	89.1	93	68.8	97	96.9	59	93.2	47	97.9		
	8910169	Bokamoso High	N	1	21	57.1	76	89.5	38	89.5	38	68.4	170	100.0	95	87.4	56	75.0	133	66.9	133	97.0	38	73.7	38	78.9		
	8240580	Botse-Botse Secondary	N	4	52	76.9			82	79.3	53	81.1	215	100.0	163	89.6	114	85.1	49	98.0	181	87.8	32	62.5	45	77.8		
	8241787	Charis Christian School	N		1	100.0			1	100.0							2	100.0	4	100.0	1	100.0	5	60.0	5	80.0		

District Name	Centre no	Centre name	Dinaledi	Quintile	Accounting		Agricultural Sciences		Business Studies		Economics		English (FAL)		Geography		History		Life Sciences		Mathematical Literacy		Mathematics		Physical Sciences			
					Wrote	% Achieved at 30% and above	Wrote	% Achieved at 30% and above	Wrote	% Achieved at 30% and above	Wrote	% Achieved at 30% and above	Wrote	% Achieved at 30% and above	Wrote	% Achieved at 30% and above	Wrote	% Achieved at 30% and above	Wrote	% Achieved at 30% and above	Wrote	% Achieved at 30% and above	Wrote	% Achieved at 30% and above	Wrote	% Achieved at 30% and above	Wrote	% Achieved at 30% and above
					TSHWANE NORTH	8220103	Clapham High	Y	5	42	88.1			122	90.2					41	97.6	81	86.4	53	94.3	77	100.0	97
	8241779	Elizabeth Matsemela Secondary	N	4	48	39.6			58	81.0	71	63.4	134	100.0	81	90.1	34	79.4	70	84.3	118	92.4	29	89.7	55	63.6		
	8220137	Gereformeerde Skool Dirk Postma	N		6	100.0			4	100.0			17	100.0	3	100.0			6	100.0	5	100.0	12	100.0	11	90.9		
	8400396	Hammanskraal Secondary School	N	1	46	13.0			46	60.9	46	65.2	146	99.3	100	89.0	41	73.2	100	69.0	86	84.9	60	38.3	59	42.4		
	8910484	Hans Kekana Secondary	Y	1	187	58.8			187	92.5	174	71.3	422	100.0	235	91.1	88	77.3	234	80.8	303	99.0	119	90.8	147	70.1		
	8240739	Hlanganani Secondary	N	3	15	46.7			15	86.7	15	86.7	63	100.0	48	81.3	24	58.3	24	62.5	49	87.8	14	71.4	24	54.2		
	8220152	Hoer Tegnologiese Skool John Vorster	N	5									201	100.0							99	99.0	102	93.1	111	67.6		
	8230334	Hoerskool Hendrik Verwoerd	N	5	44	97.7			80	93.8	39	84.6	44	100.0	23	100.0			68	98.5	87	98.9	90	87.8	68	91.2		
	8240069	Hoerskool Montana	N	4	51	98.0			91	96.7			226	100.0	23	100.0			90	93.3	126	99.2	127	92.1	101	96.0		
	8220178	Hoerskool Oos-Moot	N	5	27	100.0			100	98.0	16	100.0	250	100.0	49	95.9			94	97.9	132	100.0	117	93.2	74	100.0		
	8240077	Hoerskool Overkruin	N	5	30	100.0			88	98.9			180	100.0	31	100.0			87	96.6	107	100.0	102	100.0	93	91.4		
	8220194	Hoerskool Staatspresident C R Swart	N	5	29	79.3			123	97.6	68	89.7					17	100.0	67	92.5	110	98.2	62	82.3	44	86.4		
	8230383	Hoerskool Wonderboom	N	5	72	90.3			128	99.2	39	94.9	321	100.0	69	97.1	43	100.0	110	90.0	198	100.0	123	95.1	69	94.2		
	8910514	Hosea Kekana Secondary	N	1	52	61.5			66	84.8	43	74.4	165	100.0	113	74.3	71	88.7	68	69.1	137	96.4	28	82.1	28	85.7		
	8230391	Iona Convent	N		13	100.0			22	100.0							16	100.0	21	100.0	20	100.0	9	100.0	7	100.0		
	8240770	Kgomotso Secondary	Y	3	5	100.0							145	100.0					47	89.4	47	100.0	98	48.0	145	51.0		
	8240895	Lethabong Secondary	N	4	42	61.9			42	95.2	42	88.1	189	100.0	149	85.2	55	87.3	148	54.1	149	94.0	42	88.1	37	86.5		

District Name	Centre no	Centre name	Dinaledi	Quintile	Accounting		Agricultural Sciences		Business Studies		Economics		English (FAL)		Geography		History		Life Sciences		Mathematical Literacy		Mathematics		Physical Sciences			
					Wrote	% Achieved at 30% and above	Wrote	% Achieved at 30% and above	Wrote	% Achieved at 30% and above	Wrote	% Achieved at 30% and above	Wrote	% Achieved at 30% and above	Wrote	% Achieved at 30% and above	Wrote	% Achieved at 30% and above	Wrote	% Achieved at 30% and above	Wrote	% Achieved at 30% and above	Wrote	% Achieved at 30% and above	Wrote	% Achieved at 30% and above	Wrote	% Achieved at 30% and above
					TSHWANE NORTH	8911026	Makgetse High	Y	3	111	74.8	26	73.1	102	96.1	89	93.3	336	100.0	97	96.9	30	93.3	225	74.7	166	98.8	170
	8240929	Makhosini Combined Secondary	Y	1	77	40.3			91	82.4	111	83.8	235	100.0	125	93.6	29	100.0	102	87.3	197	97.5	39	94.9	73	79.5		
	8240960	Memezelo Secondary	N	4	17	52.9			28	78.6	28	78.6	103	100.0	70	75.7	58	82.8	75	52.0	88	90.9	15	46.7	17	70.6		
	8911541	Ntswane	N	1	18	72.2	30	100.0	18	100.0	18	94.4	81	100.0	33	66.7	23	82.6	63	81.0	50	92.0	31	64.5	30	93.3		
	8911589	Phl Moraka Secondary	N	4	29	44.8	19	100.0	29	100.0	29	93.1	147	100.0	99	87.9	45	82.2	118	70.3	107	96.3	40	52.5	44	90.9		
	8241117	Prestige College	N		38	100.0			100	100.0					25	100.0			63	98.4	60	100.0	76	98.7	39	100.0		
	8911709	Rakgotso Secondary	N	1	37	70.3			61	80.3	61	75.4	197	100.0	131	86.3	112	86.6	135	82.2	172	93.6	25	100.0	24	87.5		
	8911767	Ratshepo Secondary	N	3	85	30.6			164	94.5	85	64.7	281	100.0	102	68.6	25	92.0	196	72.4	118	92.4	163	35.0	132	64.4		
	8232215	Sa College	N		13	84.6			66	89.4	40	72.5							40	72.5	56	92.9	23	69.6	18	83.3		
	8241273	Senthibele Senior Secondary	N	2	45	51.1			37	86.5	45	77.8	175	99.4	84	84.5	86	86.0	130	64.6	131	89.3	44	52.3	44	79.5		
	8913607	Sikhululekile	N	4	81	63.0			61	93.4	61	88.5	206	100.0	124	95.2	44	81.8	144	85.4	145	99.3	61	85.2	64	75.0		
	8241307	Soshanguve Secondary	Y	3	116	62.9			116	90.5	116	89.7	294	100.0	74	90.5	51	98.0	180	70.6	198	98.0	97	80.4	129	55.8		
	8912139	Tipfuxeni Secondary	N	1	32	18.8	17	88.2	80	78.8	32	81.3	122	100.0	57	87.7	57	94.7	16	100.0	87	95.4	35	62.9	33	75.8		
	8241471	Tshwane Christian School	N		12	100.0			14	100.0									12	100.0	6	100.0	18	100.0	10	100.0		
TSHWANE SOUTH	8230110	Afrikaanse Hoer Meisieskool	N	5	42	100.0			80	100.0			160	100.0	79	100.0	27	100.0	114	100.0	72	100.0	124	100.0	93	100.0		
	8230128	Afrikaanse Hoer Seunskool	N	5	83	100.0			102	100.0	45	97.8	194	100.0	24	100.0	51	100.0	62	100.0	44	100.0	176	99.4	112	99.1		
	8400125	Al Ghazali	N		13	100.0			11	100.0							7	100.0	13	100.0	4	100.0	18	94.4	15	100.0		
	8400100	Al-Asr Educational Institute	N		10	100.0			11	100.0							14	100.0	24	95.8	10	100.0	14	100.0	13	100.0		

District Name	Centre no	Centre name	Dinaledi	Quintile	Accounting		Agricultural Sciences		Business Studies		Economics		English (FAL)		Geography		History		Life Sciences		Mathematical Literacy		Mathematics		Physical Sciences			
					Wrote	% Achieved at 30% and above	Wrote	% Achieved at 30% and above	Wrote	% Achieved at 30% and above	Wrote	% Achieved at 30% and above	Wrote	% Achieved at 30% and above	Wrote	% Achieved at 30% and above	Wrote	% Achieved at 30% and above	Wrote	% Achieved at 30% and above	Wrote	% Achieved at 30% and above	Wrote	% Achieved at 30% and above	Wrote	% Achieved at 30% and above	Wrote	% Achieved at 30% and above
					TSHWANE SOUTH	8400102	Berea Park Independent High	N		24	29.2			115	49.6	96	61.5	71	98.6					65	55.4	122	78.7	58
	8231555	Bokgoni Technical Secondary	Y	4									160	100.0									160	56.9	160	46.3		
	8221474	Bona Lesedi Secondary	N	1	41	63.4			108	61.1	108	51.9	267	88.8	160	47.5	127	60.6	33	90.9	231	63.6	36	77.8	33	60.6		
	8400171	Bophelong Community Independent Scho	N		13	61.5			13	61.5	13	61.5			2	100.0			2	100.0	10	100.0	5	40.0	2	100.0		
	8400092	Carpe Diem Academy	N						22	90.9			14	100.0			5	100.0	10	60.0	31	87.1	4	0.0				
	8231571	Central Islamic	N		13	100.0			15	93.3	12	100.0							20	100.0	7	100.0	21	100.0	16	100.0		
	8220095	Christian Brothers College Mount Edmund	N		29	100.0			37	100.0					24	100.0	31	100.0	32	100.0	18	100.0	53	94.3	36	94.4		
	8220582	Cornerstone College Secondary	N		25	100.0			88	100.0	53	100.0	35	100.0	68	100.0			98	100.0	84	100.0	62	98.4	56	98.2		
	8230219	Crawford College Pretoria	N		48	100.0			80	100.0					28	100.0	54	100.0	38	100.0	21	100.0	101	99.0	75	100.0		
	8212233	Cresta College	N						5	100.0									2	100.0	4	100.0	4	100.0	2	100.0		
	8232371	Dansa International College	N		20	80.0			79	91.1	58	86.2	79	100.0	63	93.7			59	94.9	66	98.5	63	90.5	48	87.5		
	8231605	David Hellen Peta Secondary	N	4	33	39.4			33	93.9	33	75.8	74	100.0	41	100.0	27	100.0	14	100.0	59	96.6	14	92.9	14	100.0		
	8231613	Dr Wf Nkomo Secondary	N	4	63	58.7			32	78.1	52	65.4	103	98.1	40	85.0	23	73.9	50	80.0	72	97.2	31	83.9	28	96.4		
	8400285	Duo Edu Senior Ohafhanklike Skool	N						1	100.0			16	100.0	15	100.0					16	100.0						
	8231621	Ed-U-College Secondary	N		20	80.0			63	88.9	37	81.1	32	100.0	35	82.9			31	80.6	67	98.5	25	88.0	18	72.2		

District Name	Centre no	Centre name	Dinaledi	Quintile	Accounting		Agricultural Sciences		Business Studies		Economics		English (FAL)		Geography		History		Life Sciences		Mathematical Literacy		Mathematics		Physical Sciences			
					Wrote	% Achieved at 30% and above	Wrote	% Achieved at 30% and above	Wrote	% Achieved at 30% and above	Wrote	% Achieved at 30% and above	Wrote	% Achieved at 30% and above	Wrote	% Achieved at 30% and above	Wrote	% Achieved at 30% and above	Wrote	% Achieved at 30% and above	Wrote	% Achieved at 30% and above	Wrote	% Achieved at 30% and above	Wrote	% Achieved at 30% and above	Wrote	% Achieved at 30% and above
					TSHWANE SOUTH	8231639	Edward Phatudi Secondary	N	3	52	78.8			77	84.4	52	90.4	140	100.0	67	94.0			41	90.2	124	98.4	17
	8220020	Eersterust Secondary	N	4	10	100.0			42	76.2	29	89.7	21	100.0	19	89.5			27	77.8	43	95.3	13	53.8	14	100.0		
	8232679	Elmar College	N		20	95.0			40	100.0	24	100.0			15	100.0			24	100.0	43	100.0	17	94.1	18	83.3		
	8231670	Flavius Mareka Secondary	N	1	31	67.7			23	91.3	23	87.0	100	100.0	69	81.2	26	92.3	36	83.3	55	94.5	45	33.3	36	63.9		
	8400008	Founders Community	N		13	53.8			53	47.2	49	38.8	26	96.2	22	77.3			23	47.8	62	71.0	11	45.5	6	66.7		
	8500002	Future School	N										1	100.0					1	100.0			1	100.0	1	100.0		
	8220657	Gatang Secondary	Y	4	24	75.0			47	100.0	47	87.2	122	100.0	70	94.3			76	85.5	71	88.7	52	61.5	44	72.7		
	8231712	Greenwood College	N		11	36.4			49	81.6	38	63.2	34	100.0	37	91.9			30	56.7	46	93.5	22	27.3	14	35.7		
	8230037	Himalaya Secondary	Y	3	106	72.6			136	88.2	95	82.1					37	94.6	64	82.8	121	95.9	64	62.5	46	73.9		
	8210229	Hoerskool Centurion	Y	5	52	98.1			76	97.4	12	100.0	244	100.0	42	100.0	29	100.0	85	97.6	106	100.0	138	98.6	99	98.0		
	8210153	Hoerskool Die Wilgers	N	5	32	84.4			60	90.0	16	100.0	130	100.0	38	100.0			50	96.0	59	100.0	83	84.3	58	82.8		
	8210161	Hoerskool Eldoraigne	N	5	111	99.1			132	100.0	45	100.0	317	100.0	46	97.8			111	97.3	117	100.0	199	97.5	121	95.9		
	8220160	Hoerskool F H Odendaal	N	4	16	100.0			114	92.1			55	100.0	35	80.0			53	77.4	111	100.0	55	58.2	31	71.0		
	8210187	Hoerskool Garsfontein	N	5	97	100.0			138	97.1	25	100.0	334	100.0	47	100.0	58	100.0	130	99.2	155	100.0	221	96.4	132	99.2		
	8210195	Hoerskool Menlopark	N	5	80	100.0			75	96.0	35	100.0	215	100.0	59	100.0	29	100.0	92	100.0	53	100.0	212	98.1	153	99.3		
	8220186	Hoerskool Silverton	N	5	49	55.1			52	100.0			36	100.0					30	96.7	64	98.4	36	75.0	17	88.2		
	8210211	Hoerskool Uitsig	N	5	36	100.0			109	99.1			55	100.0	22	100.0			73	94.5	105	99.0	90	91.1	59	96.6		
	8210237	Hoerskool Voortrekkerhoogte	N	5	22	90.9			116	100.0					44	95.5	39	97.4	92	91.3	134	99.3	68	85.3	57	66.7		
	8210245	Hoerskool Waterkloof	N	5	71	100.0			103	100.0	18	100.0	267	100.0	59	100.0	18	100.0	101	100.0	101	100.0	212	100.0	163	100.0		
	8210252	Hoerskool Swartkop	N	5	48	100.0			120	100.0	35	100.0	266	100.0	41	100.0			116	93.1	85	100.0	181	95.0	121	95.0		
	8231746	Hofmeyr Secondary	N	4	62	43.5			59	69.5	62	50.0	148	100.0	77	70.1	51	82.4	86	74.4	95	92.6	53	45.3	35	65.7		

District Name	Centre no	Centre name	Dinaledi	Quintile	Accounting		Agricultural Sciences		Business Studies		Economics		English (FAL)		Geography		History		Life Sciences		Mathematical Literacy		Mathematics		Physical Sciences			
					Wrote	% Achieved at 30% and above	Wrote	% Achieved at 30% and above	Wrote	% Achieved at 30% and above	Wrote	% Achieved at 30% and above	Wrote	% Achieved at 30% and above	Wrote	% Achieved at 30% and above	Wrote	% Achieved at 30% and above	Wrote	% Achieved at 30% and above	Wrote	% Achieved at 30% and above	Wrote	% Achieved at 30% and above	Wrote	% Achieved at 30% and above	Wrote	% Achieved at 30% and above
					TSHWANE SOUTH	8231761	Holy Trinity Secondarycatholic	N		14	92.9			15	86.7	13	76.9	15	100.0	22	90.9	8	100.0	16	93.8	19	94.7	17
	8231332	Hospitaalskool Pretoria Hospital	N		7	85.7			26	92.3	9	77.8	17	100.0	10	70.0	1	100.0	18	72.2	35	97.1	8	50.0	10	80.0		
	8220699	J Kekana Secondary	N	3	30	40.0			41	36.6	53	88.7	134	100.0	80	85.0	50	84.0	58	72.4	101	89.1	34	55.9	32	71.9		
	8220707	Jafta Mahlangu Secondary	N	3	34	67.6			34	91.2	34	91.2	92	100.0	84	78.6			84	63.1	77	92.2	41	61.0	28	82.1		
	8230078	Laudium Secondary	N	3	73	80.8			120	92.5	88	79.5					23	100.0	52	80.8	101	96.0	60	65.0	41	75.6		
	8220749	Lehlabile Secondary	Y	4	33	27.3			84	63.1	33	90.9	155	99.4	71	93.0			122	56.6	110	84.5	45	40.0	39	71.8		
	8220756	Lompec Secondary	N		4	75.0			16	100.0	11	63.6	9	100.0					11	90.9	16	100.0	6	83.3	6	66.7		
	8231043	Loreto Convent	N		39	92.3			66	100.0							17	100.0	39	97.4	35	100.0	37	100.0	25	100.0		
	8210906	Lyttelton Manor High	Y	5	46	100.0			139	100.0					31	100.0	61	100.0	142	93.7	88	100.0	153	79.1	107	92.5		
	8220772	Mamelodi Secondary	N	3	36	83.3			68	79.4	68	77.9	193	99.5	85	100.0	61	100.0	125	88.0	115	98.3	77	85.7	76	78.9		
	8231977	Meridian College	N		15	60.0			59	69.5	5	100.0			45	80.0			41	58.5	40	80.0	44	27.3	25	44.0		
	8220855	Modiri Technical	N	3									46	100.0									46	63.0	46	71.7		
	8400088	Nellmapius Secondary	N	2	19	42.1			80	57.5	80	52.5	144	100.0	64	81.3	32	87.5	64	68.8	108	72.2	36	58.3	32	37.5		
	8210948	Nuwe Hoopskool	N						30	96.7			18	100.0							33	100.0						
	8220962	Phateng Secondary	Y	4	58	62.1			58	93.1	58	81.0	167	100.0	83	97.6			83	92.8	96	96.9	71	49.3	109	48.6		
	8232124	Phelindaba Secondary	N	3	46	52.2			46	82.6	46	78.3	138	99.3	92	80.4	55	98.2	37	91.9	82	90.2	56	48.2	37	56.8		
	8400087	Pretoria Secondary	N	5	39	51.3			39	84.6	31	74.2			22	81.8	19	100.0	37	86.5	39	84.6	56	53.6	37	70.3		
	8231316	Pretoria Boys High	Y	5	98	100.0			83	100.0					132	100.0	54	100.0	131	100.0	32	100.0	265	98.9	239	97.5		
	8231324	Pretoria High For Girls	Y	5	98	99.0									93	100.0	139	100.0	158	100.0	54	100.0	236	98.3	127	98.4		
	8232653	Pretoria Hindu	N		10	100.0			6	100.0	10	100.0					10	100.0	10	100.0	5	100.0	15	73.3	14	71.4		
	8400318	Pretoria Institute Of Learning	N		11	63.6			43	83.7	33	72.7	37	100.0	29	82.8	28	78.6	35	45.7	53	96.2	20	45.0	13	61.5		

District Name	Centre no	Centre name	Dinaledi	Quintile	Accounting		Agricultural Sciences		Business Studies		Economics		English (FAL)		Geography		History		Life Sciences		Mathematical Literacy		Mathematics		Physical Sciences			
					Wrote	% Achieved at 30% and above	Wrote	% Achieved at 30% and above	Wrote	% Achieved at 30% and above	Wrote	% Achieved at 30% and above	Wrote	% Achieved at 30% and above	Wrote	% Achieved at 30% and above	Wrote	% Achieved at 30% and above	Wrote	% Achieved at 30% and above	Wrote	% Achieved at 30% and above	Wrote	% Achieved at 30% and above	Wrote	% Achieved at 30% and above	Wrote	% Achieved at 30% and above
					TSHWANE SOUTH	8232725	Pretoria Muslim Trust Sunni	N		19	100.0			11	90.9	17	94.1							13	100.0	10	100.0	20
	8231340	Pretoria Technical High	Y	4																		90	87.8	90	86.7			
	8400005	Princefield Trust	N		1	100.0			6	83.3	7	42.9	8	100.0	5	100.0			6	16.7	8	87.5	4	75.0	2	100.0		
	8210203	Pro Arte Alphen Park	N	5	28	100.0			71	98.6	30	100.0					41	100.0	48	97.9	89	100.0	61	88.5	37	91.9		
	8220079	Prosperitus Secondary	N	4	33	93.9			54	96.3			31	100.0	35	91.4			71	84.5	88	100.0	37	81.1	46	78.3		
	8400340	Queens Private School	N		8	100.0			30	90.0	30	80.0									27	96.3	3	66.7				
	8400258	Raslouw Academy	N						7	100.0					7	100.0					6	100.0	1	100.0				
	8400330	Rephafogile Secondary	N	4	12	83.3			73	72.6	32	62.5	73	100.0	9	55.6	10	70.0	22	90.9	42	92.9	31	64.5	22	50.0		
	8221044	Ribane-Laka Secondary	N	4	34	100.0			116	97.4	34	82.4	161	100.0	65	100.0			62	100.0	112	99.1	49	98.0	43	100.0		
	8400081	Rosina Sedibane Modiba Sport	N		9	100.0			30	96.7	29	96.6					6	100.0	18	88.9	34	100.0	14	92.9	13	92.3		
	8232223	Saulridge Secondary	N	2	50	48.0			49	83.7	50	92.0	99	100.0	50	88.0	31	83.9	50	76.0	73	97.3	27	74.1	19	73.7		
	8232249	Seshegong Secondary	N	4	49	51.0			49	93.9	60	95.0	164	100.0	116	99.1	68	98.5	105	93.3	114	99.1	51	62.7	47	74.5		
	8220681	Solomon Mahlangu Freedom	N	4	64	53.1			64	81.3	64	68.8	128	100.0	64	93.8	18	83.3	64	93.8	102	98.0	26	88.5	46	60.9		
	8220517	Sonituskool	N										9	88.9							9	100.0						
	8221028	Stanza Bopape Secondary	N	4	60	36.7			60	70.0	60	93.3	160	100.0	79	94.9	36	69.4	72	81.9	136	96.3	23	78.3	64	51.6		
	8400075	Steve Tshwete Secondary	N	3	21	47.6			57	70.2	21	76.2	69	98.6	48	64.6	36	94.4	12	83.3	53	94.3	16	75.0	12	83.3		
	8400366	Summat Institute Tshwane Campus	N		10	50.0	1	0.0	18	72.2	14	64.3	9	100.0	16	93.8			15	46.7	13	92.3	15	20.0	10	30.0		
	8211144	Sutherland High	Y	5	69	100.0			91	100.0	60	100.0			56	100.0	58	100.0	106	97.2	92	100.0	153	96.7	84	100.0		
	8211151	The Glen High	Y	5	31	96.8			128	99.2					25	100.0	57	100.0	107	92.5	95	100.0	86	86.0	65	90.8		

District Name	Centre no	Centre name	Dinaledi	Quintile	Accounting		Agricultural Sciences		Business Studies		Economics		English (FAL)		Geography		History		Life Sciences		Mathematical Literacy		Mathematics		Physical Sciences			
					Wrote	% Achieved at 30% and above	Wrote	% Achieved at 30% and above	Wrote	% Achieved at 30% and above	Wrote	% Achieved at 30% and above	Wrote	% Achieved at 30% and above	Wrote	% Achieved at 30% and above	Wrote	% Achieved at 30% and above	Wrote	% Achieved at 30% and above	Wrote	% Achieved at 30% and above	Wrote	% Achieved at 30% and above	Wrote	% Achieved at 30% and above	Wrote	% Achieved at 30% and above
					TSHWANE SOUTH																							
	8212241	The Way Christian	N		3	100.0			6	100.0					3	100.0			9	100.0	1	100.0	8	100.0	7	85.7		
	8231456	Transoranje-Skool Vir Dowes	N																		4	100.0						
	8221333	Transvaliaskool	N					14	71.4			16	100.0								22	100.0						
	8221143	Tsako Thabo Secondary	N	4	73	38.4		101	41.6	99	45.5	121	99.2					22	81.8	80	65.0	41	29.3	22	40.9			
	8400386	Tshwane College	N		9	22.2		31	71.0	23	26.1	30	100.0	23	56.5	11	63.6	32	34.4	41	73.2	24	29.2	19	21.1			
	8232157	Tshwane Muslim	N		19	100.0		21	100.0							33	100.0	35	94.3	11	100.0	47	100.0	37	100.0			
	8400276	Tshwane Secondary School	N	5	8	100.0		8	100.0	8	100.0			9	100.0			18	94.4			26	50.0	17	70.6			
	8400140	Tuksport Combined	N		7	100.0		36	100.0					40	97.5			22	95.5	31	100.0	27	92.6	19	89.5			
	8221184	Vlakfontein Secondary	N	3	34	29.4		37	64.9	37	64.9	89	100.0	16	56.3	16	81.3	36	80.6	53	84.9	36	44.4	36	58.3			
	8221192	Vukani Mawethu Secondary	N	3	33	39.4		57	82.5	49	77.6	137	100.0	75	76.0	46	73.9	35	94.3	98	87.8	39	46.2	16	93.8			
	8400337	Watersrand Secondary School	N		1	100.0		7	42.9	7	71.4	3	100.0	1	100.0			1	100.0	6	66.7	2	50.0	1	100.0			
	8211235	Willowridge High	N	5	41	100.0		101	98.0	47	100.0			29	100.0	76	100.0	103	99.0	85	100.0	132	93.2	92	96.7			
TSHWANE WEST																												
	8910007	Abel Motshoane Secondary	N	4	19	52.6		19	100.0	19	100.0	97	100.0	78	80.8	38	92.1	40	60.0	83	96.4	14	85.7	14	85.7			
	8240598	Central Secondary	N	3	97	51.5		97	93.8	97	82.5	166	100.0	69	100.0			69	98.6	93	97.8	73	49.3	69	65.2			
	8241795	Charlton Vos College Of Education	N		10	100.0		20	100.0	21	95.2							20	90.0	10	100.0	31	74.2	21	61.9			
	8232645	C-Progressive	N		8	75.0		50	94.0	38	86.8	81	100.0	18	100.0	18	88.9	37	100.0	64	100.0	38	100.0	33	87.9			
	8910253	D A Mokoma Secondary	N	3	25	36.0		25	64.0	25	68.0	25	100.0							19	94.7	6	50.0					
	8400263	Daspoort Secondary	N		14	78.6		14	100.0	14	92.9			105	100.0	35	100.0	70	95.7	46	100.0	74	71.6	70	81.4			

District Name	Centre no	Centre name	Dinaledi	Quintile	Accounting		Agricultural Sciences		Business Studies		Economics		English (FAL)		Geography		History		Life Sciences		Mathematical Literacy		Mathematics		Physical Sciences			
					Wrote	% Achieved at 30% and above	Wrote	% Achieved at 30% and above	Wrote	% Achieved at 30% and above	Wrote	% Achieved at 30% and above	Wrote	% Achieved at 30% and above	Wrote	% Achieved at 30% and above	Wrote	% Achieved at 30% and above	Wrote	% Achieved at 30% and above	Wrote	% Achieved at 30% and above	Wrote	% Achieved at 30% and above	Wrote	% Achieved at 30% and above	Wrote	% Achieved at 30% and above
					TSHWANE WEST	8910326	Dr At Moreosele Secondary	N	4					27	48.1	14	64.3	87	100.0	87	60.9	13	84.6	60	43.3	70	80.0	17
	8914251	Dr Sam Motsuenyane	N	1	40	67.5	60	88.3	69	72.5	40	72.5	178	100.0	67	80.6	38	100.0	120	80.8	104	97.1	74	74.3	71	49.3		
	8240689	Filadelfia	N		2	100.0			24	87.5	25	64.0	43	100.0			6	100.0	6	100.0	31	80.6	12	83.3	5	100.0		
	8914249	Fr Smangaliso Mkhathshwa Secondary	N	4	18	83.3			18	83.3	18	88.9	115	100.0	97	95.9	72	94.4	46	91.3	90	93.3	25	72.0	25	88.0		
	8400208	Fusion Secondary	N	4	24	54.2			102	61.8	24	87.5	30	100.0	120	77.5			42	90.5	93	86.0	51	60.8	41	68.3		
	8400345	Haywood College	N		5	40.0			19	73.7	12	50.0	11	100.0	20	35.0	24	45.8	10	60.0	32	84.4	7	28.6	11	18.2		
	8230300	Hillview High	Y	5	48	100.0			95	97.9	71	93.0			32	100.0			77	97.4	56	100.0	99	73.7	57	86.0		
	8910479	HI Setlalentoa Secondary	N	4	19	73.7			48	72.9	18	100.0	74	100.0	42	88.1			26	88.5	57	98.2	17	82.4	26	65.4		
	8240747	Hlomphanang Secondary	N	3	99	53.5			142	85.9	99	78.8	245	100.0	102	93.1	49	100.0	99	67.7	187	93.6	60	35.0	99	39.4		
	8230318	Hoer Tegnieste Skool Pretoria-Tuine	N	5					59	89.8			121	100.0							67	100.0	54	85.2	61	60.7		
	8240044	Hoerskool Akasia	N	5	57	98.2			119	100.0			67	100.0	20	95.0			85	97.6	94	100.0	106	94.3	76	98.7		
	8230326	Hoerskool Elandspoort	N	5	37	83.8			72	95.8	43	83.7	11	100.0	32	100.0	57	100.0	69	94.2	75	100.0	53	56.6	28	92.9		
	8240051	Hoerskool Gerrit Maritz	N	5	22	100.0			76	89.5	21	81.0	132	100.0	32	96.9			62	88.7	119	99.2	80	95.0	67	79.1		
	8230342	Hoerskool Hercules	N	4	6	83.3			10	80.0			65	100.0					25	64.0	56	94.6	9	44.4	9	66.7		
	8230359	Hoerskool Langenhoven	N	5	53	98.1			88	100.0	30	100.0			50	96.0	31	96.8	110	93.6	92	100.0	115	88.7	83	88.0		
	8240085	Hoerskool Pretoria-Noord	N	5	39	97.4			59	100.0			162	100.0	34	100.0	1	100.0	47	93.6	89	100.0	73	97.3	41	92.7		
	8230367	Hoerskool Pretoria-Wes	N	5	21	90.5			60	98.3					75	98.7	43	100.0	109	95.4	96	100.0	70	90.0	51	92.2		
	8230375	Hoerskool Tuine	N	5	31	100.0			113	94.7			225	100.0	57	94.7			146	83.6	183	98.4	42	92.9	36	88.9		
	8910512	Holy Trinity Secondary	N	1	37	94.6			37	100.0	37	100.0	158	100.0	121	95.9	39	94.9	82	100.0	95	92.6	63	87.3	82	87.8		

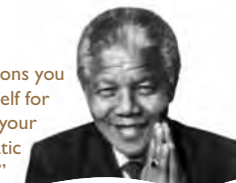
District Name	Centre no	Centre name	Dinaledi	Quintile	Accounting		Agricultural Sciences		Business Studies		Economics		English (FAL)		Geography		History		Life Sciences		Mathematical Literacy		Mathematics		Physical Sciences			
					Wrote	% Achieved at 30% and above	Wrote	% Achieved at 30% and above	Wrote	% Achieved at 30% and above	Wrote	% Achieved at 30% and above	Wrote	% Achieved at 30% and above	Wrote	% Achieved at 30% and above	Wrote	% Achieved at 30% and above	Wrote	% Achieved at 30% and above	Wrote	% Achieved at 30% and above	Wrote	% Achieved at 30% and above	Wrote	% Achieved at 30% and above	Wrote	% Achieved at 30% and above
					TSHWANE WEST	8910553	Ir Lesolang Secondary	N	1	20	75.0			64	85.9	20	90.0	128	100.0	108	87.0	43	95.3	65	83.1	75	93.3	53
8240762	Kgadime Matsepe Secondary	N	2	60		38.3			60	75.0	60	86.7	149	100.0	31	100.0	38	100.0	89	78.7	122	100.0	27	48.1	51	56.9		
8910895	Letlotlo Secondary	N	3	31		96.8			31	100.0	31	96.8	118	100.0	87	87.4	47	85.1	40	72.5	66	86.4	52	53.8	40	42.5		
8910794	Lg Holele Secondary	N	1	30		60.0			71	80.3	30	86.7	109	100.0	50	84.0	21	100.0	38	78.9	90	97.8	19	63.2	17	76.5		
8232348	Lotus Gardens Secondary	N	4	36		88.9			55	94.5	114	79.8					52	88.5	36	88.9	95	93.7	32	71.9	24	70.8		
8910961	Mabopane Secondary	N	3	38		57.9	34	61.8	79	78.5	38	76.3	226	99.1	141	72.3	78	84.6	143	54.5	139	79.1	87	42.5	37	70.3		
8911084	Mapenane Secondary	N	2	21		19.0			21	57.1	21	33.3	56	100.0	34	73.5	18	83.3	35	54.3	39	79.5	17	47.1	17	52.9		
8910953	Mh Baloyi Secondary	N	1	8		62.5			71	88.7	8	100.0	90	100.0					40	77.5	50	98.0	40	62.5	40	77.5		
8911263	Modiri Secondary	N	4	45		82.2			45	95.6	45	97.8	184	100.0	139	99.3	49	100.0	139	91.4	72	98.6	112	69.6	90	88.9		
8911498	Ngaka Maseko Secondary	N	4										188	100.0	166	90.4	58	69.0	130	80.0	87	89.7	101	53.5	101	63.4		
8911481	Nick Mpshe Secondary	N	1	40		32.5			53	81.1	40	70.0	111	100.0					56	78.6	70	90.0	41	70.7	39	59.0		
8400271	Nortwood	N		10		90.0			63	66.7	56	78.6	41	100.0	33	87.9			39	64.1	83	79.5	12	100.0	15	86.7		
8911556	Odi High	N	4	6		100.0			9	55.6	9	77.8	47	100.0	32	100.0	19	89.5	38	68.4	28	92.9	19	47.4	19	21.1		
8911609	Pelotona Secondary	N	3	6		100.0			32	96.9	32	84.4	152	100.0	120	84.2	58	98.3	36	100.0	125	91.2	27	59.3	22	81.8		
8232199	Princess Park Secondary	N		26		69.2			38	100.0	28	100.0	21	100.0	39	100.0			29	100.0	50	100.0	16	100.0	12	91.7		
8400126	Princess Park Ind	N		15		93.3			51	94.1	42	92.9			30	96.7			29	96.6	33	100.0	39	35.9	21	95.2		
8232454	Prinshofskool	N							10	100.0	5	100.0	3	100.0					5	100.0	10	90.0	3	100.0	2	100.0		
8911749	Rantailane Secondary	N	4	91		61.5			64	93.8	63	82.5	197	99.5	106	71.7	47	70.2	112	69.6	115	90.4	82	40.2	64	65.6		
8241174	Reitumetse Secondary	Y	3	74		78.4			95	94.7	166	89.8	330	100.0	207	97.6			264	79.9	143	98.6	187	73.3	164	87.8		
8241232	Ruabohlale Junior Secondary School	N	2	45		68.9			45	86.7	45	84.4	151	100.0	106	94.3	37	100.0	69	89.9	70	100.0	81	54.3	69	69.6		

District Name	Centre no	Centre name	Dinaledi	Quintile	Accounting		Agricultural Sciences		Business Studies		Economics		English (FAL)		Geography		History		Life Sciences		Mathematical Literacy		Mathematics		Physical Sciences			
					Wrote	% Achieved at 30% and above	Wrote	% Achieved at 30% and above	Wrote	% Achieved at 30% and above	Wrote	% Achieved at 30% and above	Wrote	% Achieved at 30% and above	Wrote	% Achieved at 30% and above	Wrote	% Achieved at 30% and above	Wrote	% Achieved at 30% and above	Wrote	% Achieved at 30% and above	Wrote	% Achieved at 30% and above	Wrote	% Achieved at 30% and above	Wrote	% Achieved at 30% and above
					TSHWANE WEST	8913618	Seageng Secondary	N	1	22	95.5			22	95.5	22	100.0	97	100.0	75	94.7	46	100.0	75	90.7	68	100.0	29
	8911984	Setumo-Khiba Secondary	N	4	37	54.1			89	65.2	37	86.5	168	100.0	131	77.1	24	91.7	79	92.4	78	84.6	90	64.4	79	50.6		
	8400239	Soshanguve South Secondary	N	3	38	31.6			38	94.7	38	89.5	150	100.0	112	84.8			112	71.4	104	90.4	46	54.3	45	75.6		
	8241315	Soshanguve Technical Centre	Y	3									112	100.0									112	39.3	81	64.2		
	8912064	Tebogwana Secondary	N	2	15	86.7			38	92.1	15	100.0	108	100.0	62	100.0	27	100.0	48	95.8	65	100.0	43	83.7	43	88.4		
	8241406	Tiyelani Secondary	N	4	35	22.9			73	67.1	35	71.4	119	100.0	84	76.2			46	93.5	94	88.3	25	56.0	31	54.8		
	8912270	Tswaing Secondary	N	1	26	53.8			55	83.6	55	87.3	170	100.0	116	93.1	69	98.6	136	65.4	136	95.6	35	88.6	33	81.8		
	8241547	Wallmansthal Secondary	N	4	74	68.9	38	63.2	101	87.1	101	88.1	256	100.0	143	86.7			120	77.5	194	95.4	62	62.9	62	61.3		
	8912338	Winterveldt High	N	1	35	65.7			47	87.2	35	68.6	100	99.0	65	83.1	35	97.1	65	72.3	92	97.8	8	87.5	18	77.8		

5.4 KWAZULU-NATAL

DISTRICT LEVEL SUBJECT PERFORMANCE

District Name	Accounting		Agricultural Sciences		Business Studies		Economics		English (FAL)		Geography		History		Life Sciences		Mathematical Literacy		Mathematics		Physical Sciences	
	Wrote	%Achieved at 30% and above	Wrote	%Achieved at 30% and above	Wrote	%Achieved at 30% and above	Wrote	%Achieved at 30% and above	Wrote	%Achieved at 30% and above	Wrote	%Achieved at 30% and above	Wrote	%Achieved at 30% and above	Wrote	%Achieved at 30% and above	Wrote	%Achieved at 30% and above	Wrote	%Achieved at 30% and above	Wrote	%Achieved at 30% and above
AMAJUBA	1 778	66.5	514	85.4	2 762	89.8	1 534	76.5	5 988	99.5	3 767	85.8	1 308	92.3	3 972	74.9	3 590	90.3	3 355	61.8	2 595	64.2
ILEMBE	2 796	64.0	681	78.9	4 244	81.6	2 424	74.8	6 932	96.5	3 355	77.7	1 463	89.0	3 819	72.0	4 495	70.7	3 916	42.5	2 455	57.3
PINETOWN	5 692	76.7	377	66.3	7 778	88.5	3 743	78.3	10 616	98.7	7 844	83.7	4 844	91.7	9 639	79.9	10 565	84.5	8 812	59.5	5 808	73.4
SISONKE	1 355	71.1	1 605	72.1	1 886	84.2	1 461	78.7	5 545	97.7	3 191	76.8	1 769	88.2	3 606	63.6	3 280	75.7	2 637	42.7	1 745	58.0
UGU	3 268	68.9	2 331	78.5	3 976	85.7	2 994	77.7	8 572	98.9	4 152	78.0	2 548	90.0	5 499	71.0	5 798	82.6	4 416	51.6	3 045	62.4
UMGUNGUNDLOVU	4 054	67.7	851	85.4	5 703	87.5	3 711	77.4	8 581	98.6	6 127	83.7	2 717	94.7	6 916	73.4	7 175	85.7	5 789	57.0	3 550	65.9
UMKHANYAKUDE	2 848	57.1	3 069	85.0	3 694	81.8	2 983	87.2	10 403	97.9	3 816	75.2	1 907	88.9	5 722	74.3	5 591	77.1	4 911	46.5	3 808	64.0
UMLAZI	7 222	76.0	836	74.2	10 237	91.2	4 481	80.4	9 253	99.1	8 966	82.5	4 597	94.5	12 302	77.3	10 598	85.2	12 719	59.8	8 058	74.4
UMZINYATHI	3 547	63.1	1 060	68.5	4 580	81.0	3 307	77.0	7 688	97.0	3 494	78.0	828	83.6	4 300	73.7	4 134	80.5	4 395	49.6	2 853	64.3
UTHUKELA	3 017	65.3	1 391	82.2	3 904	87.8	2 799	79.5	8 300	98.2	5 011	84.5	1 825	89.3	5 000	76.2	4 967	83.3	4 368	56.1	3 190	67.1
UTHUNGULU	4 338	57.6	3 891	78.7	5 974	82.8	4 059	82.1	15 162	96.9	6 779	76.8	1 953	88.3	9 448	70.6	7 020	73.3	9 193	47.5	7 022	60.3
ZULULAND	4 578	67.9	2 730	84.6	5 307	85.1	4 463	80.4	14 212	97.4	5 453	77.7	1 566	88.1	8 130	76.2	5 943	81.1	8 508	53.8	6 203	68.0



SCHOOL LEVEL SUBJECT PERFORMANCE

District Name	Centre no	Centre name	Dimaledi	Quintile	Accounting		Agricultural Sciences		Business Studies		Economics		English (FAL)		Geography		History		Life Sciences		Mathematical Literacy		Mathematics		Physical Sciences			
					Wrote	% Achieved at 30% and above	Wrote	% Achieved at 30% and above	Wrote	% Achieved at 30% and above	Wrote	% Achieved at 30% and above	Wrote	% Achieved at 30% and above	Wrote	% Achieved at 30% and above	Wrote	% Achieved at 30% and above	Wrote	% Achieved at 30% and above	Wrote	% Achieved at 30% and above	Wrote	% Achieved at 30% and above	Wrote	% Achieved at 30% and above	Wrote	% Achieved at 30% and above
					AMAJUBA	5213201	Amadada H	N	4	23	21.7			23	73.9	23	43.5	71	100.0	25	92.0	23	95.7	48	58.3	46	87.0	25
5213202	Amajuba H	N	5	12		100.0							18	100.0	24	100.0			25	84.0	25	100.0	26	65.4	17	94.1		
5213203	Amazulu H	Y	4	9		66.7	21	95.2	29	82.8	30	76.7	83	98.8	32	84.4	32	93.8	53	73.6	53	90.6	30	73.3	21	90.5		
5213205	Bethamoya H	Y	4	45		28.9	14	92.9	56	78.6	45	71.1	120	99.2	75	90.7	22	90.9	61	67.2	58	81.0	62	46.8	42	54.8		
5213206	Buhlebomzinyathi S	Y	3	26		38.5	11	100.0	44	90.9	13	69.2	97	99.0	42	97.6	34	97.1	53	96.2	71	88.7	26	73.1	37	70.3		
5213101	Cacamezela S	N	3	31		64.5	73	94.5	31	87.1	31	90.3	159	100.0	61	83.6	32	96.9	97	85.6	87	92.0	72	70.8	68	67.6		
5213207	Charlestown H	N	2	10		30.0	15	100.0	10	90.0	10	100.0	53	94.3	43	88.4	17	88.2	43	58.1	41	87.8	12	58.3	11	63.6		
5213103	Dannhauser S	N	4						80	96.3					70	97.1	33	90.9	48	97.9	80	100.0	9	88.9	9	100.0		
5213208	Dedangifunde H	Y	3	57		93.0			33	100.0	57	82.5	210	100.0	109	94.5	38	97.4	155	69.0	110	98.2	102	73.5	78	59.0		
5213104	Dnc Combined	N	4	12		91.7			16	100.0	16	100.0	31	100.0					15	93.3	16	100.0	15	86.7	15	73.3		
5213209	Duck Ponds H	N	4	41		51.2			40	87.5	41	78.0	172	98.8	131	71.8	49	67.3	130	60.0	87	74.7	86	41.9	82	42.7		
5213210	Emalahleni Combined	N	4	15		73.3			15	100.0	15	86.7	58	100.0	43	90.7			43	65.1	37	91.9	21	61.9	16	93.8		
5213105	Emfundweni H	N	3	42		31.0			42	76.2	42	47.6	132	100.0	90	100.0	43	100.0	90	70.0	43	100.0	89	36.0	47	70.2		
5213106	Enzimane Combined	N	2	22		4.5			14	57.1			22	81.8					8	50.0	17	82.4	5	0.0				
5213211	Ferrum H	N	5	70		92.9			83	98.8			69	100.0	46	100.0	50	98.0	48	100.0	47	100.0	131	95.4	64	98.4		
5213212	Hlalanathi H	Y	4	17		64.7			33	93.9	17	76.5	103	100.0	86	84.9	25	100.0	70	80.0	46	89.1	57	50.9	45	60.0		
5213213	Hope H	Y	5	27		96.3			76	96.1			100	100.0					56	96.4	49	98.0	51	80.4	30	90.0		
5213214	Ikhwezi H	N	4	20		95.0			40	92.5	20	65.0	93	100.0	73	90.4	35	82.9	53	71.7	74	86.5	19	78.9	18	77.8		
5213108	Impala H	N	3	25		40.0			32	81.3	23	56.5	74	98.6	49	79.6	19	89.5	40	45.0	45	80.0	29	58.6	23	34.8		
5213109	Indonsa S	N	4	6		100.0	6	83.3	61	77.0	26	46.2	151	99.3	70	88.6	40	100.0	41	87.8	103	96.1	50	64.0	44	72.7		
5213110	Ingabade H	N	2	25	20.0			42	64.3	25	12.0	42	100.0					17	35.3	35	85.7	7	42.9	17	5.9			

District Name	Centre no	Centre name	Dimaledi	Quintile	Accounting		Agricultural Sciences		Business Studies		Economics		English (FAL)		Geography		History		Life Sciences		Mathematical Literacy		Mathematics		Physical Sciences			
					Wrote	% Achieved at 30% and above	Wrote	% Achieved at 30% and above	Wrote	% Achieved at 30% and above	Wrote	% Achieved at 30% and above	Wrote	% Achieved at 30% and above	Wrote	% Achieved at 30% and above	Wrote	% Achieved at 30% and above	Wrote	% Achieved at 30% and above	Wrote	% Achieved at 30% and above	Wrote	% Achieved at 30% and above	Wrote	% Achieved at 30% and above	Wrote	% Achieved at 30% and above
					AMA	JUBA	5213111	Inzululwazi S	N	2	7	42.9			7	100.0	7	100.0	21	100.0	14	64.3			14	50.0	7	100.0
		5213215	Isikhalsezwe H	N	3	58	77.6	29	96.6	58	100.0	58	79.3	142	98.6	54	63.0			29	86.2	101	92.1	41	70.7	29	62.1	
		5213112	Isiphosemvelo H	N	2	47	63.8			47	70.2	47	61.7	93	100.0	14	85.7	14	100.0	46	47.8	42	92.9	51	39.2	32	18.8	
		5213242	Islamic College Newcastle	N		1	100.0			2	100.0					5	100.0			7	100.0			7	100.0	4	100.0	
		5213241	Ithamsanqa Cp	N	2	28	0.0			28	32.1	28	78.6	28	100.0							26	30.8					
		5213240	Izazi S	N	3	26	65.4			26	76.9	26	84.6	53	100.0	27	55.6			27	70.4	23	91.3	30	26.7	27	63.0	
		5213239	Kadwa S	N	2									53	100.0	53	50.9	35	97.1	53	41.5	36	94.4	18	83.3	18	61.1	
		5213116	Lengola S	N	2	17	76.5			17	82.4	17	52.9	33	100.0	16	75.0	16	75.0	16	43.8	19	89.5	14	28.6			
		5213216	Lincoln Heights S	N	5	35	97.1			163	97.5					181	92.8	52	98.1	144	86.8	109	97.2	117	60.7	75	73.3	
		5213117	Malambule S	N	2	27	92.6			35	94.3	27	88.9	61	100.0	5	100.0	19	100.0	34	97.1	46	100.0	14	57.1	15	66.7	
		5213118	Mana H	N	2	24	70.8	19	78.9	51	88.2	24	66.7	109	100.0	73	90.4			61	85.2	29	96.6	80	27.5	33	54.5	
		5213217	Mdumiseni H	N	4	26	34.6			26	42.3	26	57.7	97	100.0	48	62.5	22	81.8	71	23.9	66	68.2	31	32.3	26	30.8	
		5213119	Mnyamande S	N	3	39	43.6			39	92.3	39	79.5	106	100.0	67	94.0	16	100.0	59	88.1	51	98.0	55	56.4	51	72.5	
		5213120	Muzokhanyayo S	N	3	40	100.0			40	100.0	40	92.5	98	100.0	60	100.0	25	96.0	60	76.7	41	97.6	60	50.0	36	66.7	
		5213218	Mzamo H	N	3	27	66.7	8	100.0	27	92.6	10	80.0	76	100.0	41	85.4	27	100.0	33	84.8	44	100.0	32	56.3	22	59.1	
		5213121	Mziwethu H	N	3	25	64.0			26	73.1	26	73.1	59	98.3	34	97.1	7	100.0	34	85.3	31	90.3	29	44.8	27	85.2	
		5213219	Ncandu Combined	N	1					22	72.7			33	100.0	33	60.6			33	57.6	22	95.5	11	27.3	11	36.4	
		5213122	Ndwakazana Combined	N	3									22	100.0			22	100.0	22	95.5	22	81.8					
		5213220	Newcastle H	Y	5	37	91.9			127	100.0					82	100.0			146	93.8	95	98.9	117	87.2	95	84.2	
		5213243	Ngcaka Combined	N	2					6	100.0			6	100.0			6	100.0	6	100.0	6	100.0					
		5213221	Nhlosokuhle S	N	3	49	51.0	18	83.3	49	85.7	27	70.4	131	98.5	82	57.3	27	70.4	81	54.3	109	80.7	22	50.0	22	40.9	
		5213124	Osizweni H	Y	4	26	73.1	20	85.0	26	92.3	26	92.3	126	100.0	80	81.3	47	97.9	54	83.3	47	70.2	79	41.8	53	56.6	

District Name	Centre no	Centre name	D	Maledi	Quintile	Accounting		Agricultural Sciences		Business Studies		Economics		English (FAL)		Geography		History		Life Sciences		Mathematical Literacy		Mathematics		Physical Sciences					
						Wrote	% Achieved at 30% and above	Wrote	% Achieved at 30% and above	Wrote	% Achieved at 30% and above	Wrote	% Achieved at 30% and above	Wrote	% Achieved at 30% and above	Wrote	% Achieved at 30% and above	Wrote	% Achieved at 30% and above	Wrote	% Achieved at 30% and above	Wrote	% Achieved at 30% and above	Wrote	% Achieved at 30% and above	Wrote	% Achieved at 30% and above	Wrote	% Achieved at 30% and above	Wrote	% Achieved at 30% and above
						AMAJUBA	5213222	Panorama Combined	N	5	43	83.7			43	95.3	43	93.0	83	100.0	72	97.2			72	70.8	52	98.1	63	61.9	38
	5213125	Phathakahle H	N	2	13	100.0			13	100.0	13	84.6	46	100.0	23	95.7	15	100.0	33	72.7	28	96.4	18	88.9	18	83.3					
	5213223	Phendukani H	Y	4	98	84.7	45	100.0	56	98.2	98	93.9	315	100.0	182	94.0	79	97.5	138	88.4	121	91.7	194	58.2	138	59.4					
	5213224	Phuzukubona Public S	N	3					31	90.3			31	100.0					31	38.7	19	84.2	12	8.3	31	0.0					
	5213225	Sabela Senior Secondary	N	4	37	94.6	46	80.4	37	100.0	37	100.0	232	100.0	149	81.9	27	96.3	159	67.9	68	92.6	164	53.7	142	47.2					
	5213227	Sekusile Senior Secondary	N	4	9	66.7	19	89.5	48	95.8	9	100.0	106	100.0	78	89.7	14	100.0	58	86.2	53	92.5	53	58.5	44	77.3					
	5213126	Sesiyabonga H	N	3	19	100.0	32	78.1	19	100.0	19	100.0	224	100.0	151	72.8	53	66.0	139	49.6	126	93.7	99	38.4	49	46.9					
	5213127	Sinqobile Combined	N	1					7	100.0			7	100.0	7	100.0			7	71.4	7	100.0									
	5213128	Siphuthando Public Combined	N	3	20	65.0			20	45.0			29	100.0	29	86.2			10	100.0	20	85.0	10	40.0	10	80.0					
	5213228	Siyalungelwa S	N	2					9	88.9	9	88.9	26	100.0	26	84.6			17	94.1	9	100.0	17	94.1	17	23.5					
	5213229	Siyamukela H	Y	4	32	100.0			102	99.0	20	100.0	218	100.0	65	98.5			105	96.2	86	95.3	132	82.6	116	62.1					
	5213230	Sizanani Senior Secondary	N	3	29	31.0	20	70.0	29	72.4	29	41.4	89	97.8	60	70.0	31	100.0	31	38.7	73	67.1	16	25.0	9	33.3					
	5213129	Sizimele H	N	2	22	50.0			21	85.7	21	71.4	88	98.9	56	57.1	36	66.7	47	53.2	57	77.2	31	48.4	31	32.3					
	5213231	St Lewis Bertrands S	Y	3	52	59.6	27	100.0	53	98.1	52	78.8	185	100.0	63	98.4	34	100.0	71	93.0	71	98.6	115	83.5	100	73.0					
	5213232	St Oswalds S	N	5	36	94.4			132	98.5	24	91.7			143	87.4			160	83.8	140	98.6	73	98.6	73	84.9					
	5213130	Thathunyawo S	N	2	41	46.3			41	78.0	41	68.3	115	100.0	74	79.7	19	94.7	55	72.7	41	73.2	75	68.0	55	81.8					
	5213131	Thembalentsha H	Y	4	26	57.7	61	54.1	26	73.1	26	57.7	174	100.0	96	68.8	28	100.0	88	72.7	90	76.7	85	49.4	59	62.7					
	5213132	Thubelihle H	Y	3	36	75.0			36	91.7	36	91.7	121	100.0	86	96.5	32	90.6	86	83.7	56	94.6	66	54.5	54	81.5					
	5213233	Umzilikazi S	N	2	26	57.7	30	83.3	46	73.9	26	65.4	56	98.2					30	90.0	44	81.8	12	91.7	10	100.0					
	5213234	Utrecht H	N	4	10	100.0			21	95.2			3	100.0					13	92.3	13	100.0	15	60.0	7	100.0					

District Name	Centre no	Centre name	Dimaledi	Quintile	Accounting		Agricultural Sciences		Business Studies		Economics		English (FAL)		Geography		History		Life Sciences		Mathematical Literacy		Mathematics		Physical Sciences			
					Wrote	% Achieved at 30% and above	Wrote	% Achieved at 30% and above	Wrote	% Achieved at 30% and above	Wrote	% Achieved at 30% and above	Wrote	% Achieved at 30% and above	Wrote	% Achieved at 30% and above	Wrote	% Achieved at 30% and above	Wrote	% Achieved at 30% and above	Wrote	% Achieved at 30% and above	Wrote	% Achieved at 30% and above	Wrote	% Achieved at 30% and above	Wrote	% Achieved at 30% and above
					AMAJUBA	5213133	Xolani H	N	3	19	52.6			40	87.5	33	57.6	96	95.8	59	86.4			56	82.1	63	85.7	33
	5213235	Zama S	N	2	18	100.0			128	100.0	18	100.0	128	100.0	76	100.0	51	100.0	55	98.2	58	100.0	70	100.0	34	91.2		
	5213134	Zibambeleni S	N	3	17	76.5			23	95.7	17	41.2	35	100.0	18	77.8	10	80.0	12	66.7	22	95.5	13	61.5	8	50.0		
	5213236	Ziphakamiseni H	N	4	101	48.5			159	91.2	101	88.1	376	100.0	216	91.7	52	92.3	275	72.4	131	95.4	243	58.8	223	62.3		
ILEMBE	5413301	Am Moola S	N	2	37	45.9			21	71.4	21	100.0	37	81.1					16	87.5	16	75.0	21	28.6	16	100.0		
	5413201	Amaphuphesizwe S	N	1	21	66.7			21	95.2	21	90.5	65	98.5	17	64.7	13	92.3	45	35.6	36	77.8	30	20.0	7	85.7		
	5413101	Amatigulu H	N	3	19	57.9			19	100.0	19	100.0	33	100.0	14	85.7			14	100.0	19	89.5	14	64.3	14	21.4		
	5413102	Banguni Senior Secondary	N	3	16	87.5			33	93.9	32	81.3	55	100.0					22	72.7	31	67.7	24	62.5	22	68.2		
	5413302	Chief Ngonyama S	N	2	21	14.3			22	72.7	14	35.7	61	100.0	24	79.2			20	55.0	26	38.5	33	15.2	33	42.4		
	5413103	Darnall S	N	4	45	75.6			45	95.6					61	73.8			53	64.2	65	95.4	33	33.3	20	35.0		
	5413345	Dumane Commercial H	N	1	16	100.0			7	100.0	10	100.0	24	100.0					8	100.0	13	100.0	11	100.0	7	71.4		
	5413202	Esiqhoqhweni Junior Secondary	N	1	11	63.6			11	63.6	11	100.0	11	90.9									11	0.0				
	5413203	Ezithabeni S	N	1	15	86.7			15	93.3	15	86.7	53	100.0	30	86.7			38	94.7	20	90.0	33	36.4	23	52.2		
	5413303	Gcinimfundo S	N	1	18	33.3			39	84.6	18	33.3	47	95.7	9	88.9	20	95.0	9	77.8	28	46.4	20	25.0	9	33.3		
	5413304	Gcinokuhle Junior Secondary	N	1	6	0.0			14	35.7	12	0.0	14	42.9					10	30.0	14	21.4						
	5413305	Gijimani S	N	1	10	100.0			15	100.0	10	100.0	29	100.0					14	92.9	19	78.9	15	46.7	5	40.0		
	5413104	Glenhills S	N	4	66	78.8			109	99.1					75	94.7	70	98.6	73	95.9	135	91.1	98	60.2	63	71.4		
	5413105	Groutville H	N	3	69	58.0	28	100.0	69	88.4	69	76.8	234	100.0	100	75.0	75	100.0	53	83.0	154	76.6	82	56.1	53	64.2		
	5413347	Guzana S	N										17	100.0	17	100.0			17	47.1			17	35.3	17	35.3		
	5413204	Hlangabeza H	N	1	16	56.3			63	84.1	16	100.0	63	90.5			39	64.1	47	46.8	39	28.2	24	20.8	8	75.0		
	5413306	Hloniphani S	N	2	26	57.7			26	96.2	26	92.3	77	100.0	51	56.9	36	100.0	51	39.2	62	58.1	15	20.0	15	80.0		

District Name	Centre no	Centre name	Dimaledi	Quintile	Accounting		Agricultural Sciences		Business Studies		Economics		English (FAL)		Geography		History		Life Sciences		Mathematical Literacy		Mathematics		Physical Sciences			
					Wrote	% Achieved at 30% and above	Wrote	% Achieved at 30% and above	Wrote	% Achieved at 30% and above	Wrote	% Achieved at 30% and above	Wrote	% Achieved at 30% and above	Wrote	% Achieved at 30% and above	Wrote	% Achieved at 30% and above	Wrote	% Achieved at 30% and above	Wrote	% Achieved at 30% and above	Wrote	% Achieved at 30% and above	Wrote	% Achieved at 30% and above	Wrote	% Achieved at 30% and above
					ILEMBE	5413205	Hlonono S	N	1	14	100.0	28	100.0	14	100.0	14	85.7	41	97.6			14	100.0	28	46.4	17	100.0	25
5413138	Hulett Combined	N		14		100.0			14	92.9			14	100.0									14	0.0				
5413206	Ikhusana Combined	N	1	20		70.0	11	63.6	20	90.0	20	100.0	30	96.7					11	81.8	17	88.2	14	50.0	11	81.8		
5413106	Imbuyiselo S	N	3	13		69.2			26	80.8	13	61.5	51	100.0	25	80.0			25	92.0	13	61.5	38	44.7	25	72.0		
5413107	Impoqabulungu S	Y	3	83		47.0			122	89.3	83	91.6	213	99.1	77	89.6			58	98.3	130	76.2	83	71.1	58	87.9		
5413307	Indukwentsha S	N	1						29	86.2			45	93.3	45	75.6	29	72.4	16	87.5	28	32.1	16	25.0	16	87.5		
5413108	Ingobamakhosi S	N	2	28		57.1			30	80.0	27	92.6	52	88.5	24	91.7			25	72.0	28	78.6	24	95.8	22	36.4		
5413207	Inhlokozi H	N	1	7		85.7			20	95.0	16	100.0	20	100.0					13	76.9	11	100.0	9	44.4	4	50.0		
5413208	Inkonjane S	N	2	18		5.6			18	33.3	18	72.2	18	100.0							18	33.3						
5413139	Inkosi Albert Luthuli S	N	3	9		44.4			9	77.8	9	55.6	45	97.8	36	88.9			36	66.7	21	81.0	24	16.7	16	18.8		
5413209	Isibanisezwe S	N	1	6		100.0			29	100.0	6	100.0	56	100.0	27	77.8	27	85.2	23	100.0	27	96.3	29	69.0	23	91.3		
5413308	Isifisosethu Senior Secondary	N	1	26		80.8			26	100.0	26	80.8	57	98.2	22	68.2	20	100.0	11	9.1	35	65.7	22	31.8	9	0.0		
5413109	Isinyabusi H	N	3	55		38.2	59	69.5	55	81.8	75	98.7	187	98.4			67	100.0	99	90.9	119	63.9	71	46.5	45	75.6		
5413210	Jonase H	N	1	11		81.8			27	63.0	11	100.0	27	100.0			16	93.8	16	100.0			27	40.7				
5413309	Khanyisa S	N	2	10		100.0			10	80.0	10	100.0	33	100.0			23	87.0	23	78.3	17	47.1	16	6.3	6	100.0		
5413310	Khethimfundo S	N	2	23		95.7			23	100.0			56	98.2	33	100.0			33	97.0	27	100.0	29	96.6				
5413211	Kranskop H	N	2	31		41.9	32	84.4	31	74.2	31	87.1	146	93.8	72	43.1	70	87.1	115	53.9	88	47.7	58	15.5	44	59.1		
5413346	Kwangoza S	N	1	8		50.0			29	20.7			35	82.9			26	57.7	35	8.6	24	25.0	11	9.1	6	16.7		
5413110	Kwavusumuzi H	N	3	61		21.3	102	88.2	61	78.7	61	67.2	163	98.8	102	86.3	28	92.9	102	74.5	89	65.2	73	35.6	74	29.7		
5413111	Lethithemba S	N	2	9		44.4	9	22.2	9	44.4	9	66.7	17	82.4					9	22.2	9	77.8	9	11.1	9	0.0		
5413212	Lethuxolo S	N	1	12	75.0			12	66.7	12	75.0	25	92.0			13	76.9	13	23.1			24	4.2					
5413311	Lihlithemba S	N	3	26	88.5	12	83.3	42	83.3	13	76.9	126	100.0	18	77.8	13	100.0	40	90.0	64	67.2	62	61.3	62	88.7			
5413312	Lukhasa S	N	2	14	35.7	12	75.0	14	21.4	14	35.7	26	100.0					12	75.0			26	19.2	12	41.7			

District Name	Centre no	Centre name	Dimaledi	Quintile	Accounting		Agricultural Sciences		Business Studies		Economics		English (FAL)		Geography		History		Life Sciences		Mathematical Literacy		Mathematics		Physical Sciences			
					Wrote	% Achieved at 30% and above	Wrote	% Achieved at 30% and above	Wrote	% Achieved at 30% and above	Wrote	% Achieved at 30% and above	Wrote	% Achieved at 30% and above	Wrote	% Achieved at 30% and above	Wrote	% Achieved at 30% and above	Wrote	% Achieved at 30% and above	Wrote	% Achieved at 30% and above	Wrote	% Achieved at 30% and above	Wrote	% Achieved at 30% and above	Wrote	% Achieved at 30% and above
					ILEMBE	5413313	Mabayana S	N	2	8	87.5			28	57.1	6	100.0	46	95.7			22	77.3	40	27.5	27	66.7	19
5413213	Macaphuna S	N	1	10		90.0			10	50.0	10	90.0	10	90.0							7	85.7	3	0.0				
5413112	Madlanga Junior Secondary	N	2	34		29.4			60	41.7	28	25.0	59	89.8	15	66.7			32	28.1			60	11.7	26	23.1		
5413314	Magudwini Junior Secondary	N	1	3		100.0			3	66.7	3	66.7	24	100.0	15	100.0			21	95.2	15	86.7	9	0.0	6	100.0		
5413315	Mahlube S	N	2	13		92.3			12	100.0	14	71.4	21	95.2	1	100.0	2	0.0	5	60.0	10	80.0	11	27.3	5	40.0		
5413316	Manaba S	N	2	3		100.0			16	100.0	3	66.7	16	100.0					13	84.6			16	0.0	13	23.1		
5413113	Mandini Academy	Y	5	13		92.3			23	95.7			4	100.0	35	97.1			24	95.8	20	95.0	33	87.9	21	100.0		
5413214	Mangcengeza Junior Secondary	N	1	10		30.0			10	30.0			28	100.0					18	77.8	14	92.9	14	85.7	18	38.9		
5413317	Manzini S	N	1	10		10.0			20	50.0	11	45.5	20	85.0					10	40.0	10	20.0	10	0.0	9	0.0		
5413318	Mashiyamahle S	N	2	30		100.0	30	100.0	106	100.0	30	100.0	136	98.5	9	100.0	45	75.6	75	100.0	87	46.0	50	26.0	30	100.0		
5413215	Masiwela Combined	N	2	14		50.0			14	85.7	14	100.0	14	100.0							9	55.6	5	60.0				
5413114	Mathubesizwe H	N	3	93		65.6	90	57.8	136	55.9	156	58.3	294	91.5	104	55.8			78	76.9	228	49.6	66	28.8	102	26.5		
5413216	Mbhekaphansi H	N	1	24		100.0			29	100.0	24	95.8	55	85.5	31	29.0	28	92.9	26	96.2	38	97.4	17	100.0	3	0.0		
5413115	Mbuyiselo H	N	3	59		30.5			61	91.8	61	96.7	67	73.1					7	100.0	61	80.3	6	100.0	7	85.7		
5413217	Mehlomlungu Junior Secondary	N	2	61		49.2	18	100.0	60	90.0	60	65.0	78	100.0					19	94.7			80	41.3	19	89.5		
5413218	Menyezwayo S	N	1	12		83.3			13	92.3	12	100.0	13	100.0	1	100.0			1	100.0	4	100.0	9	0.0				
5413116	Mgandeni H	N	2	13		61.5	15	73.3	13	69.2	13	76.9	62	100.0	34	73.5			49	51.0	34	73.5	28	21.4	15	33.3		
5413219	Mqungebe S	N	2	14		85.7			14	100.0	14	100.0	21	100.0	7	100.0			7	71.4	13	100.0	8	50.0	7	85.7		
5413319	Mshiyane H	N	1	34		38.2			25	20.0	25	20.0	34	91.2					9	88.9			34	14.7	9	22.2		
5413117	Mthengeni H	N	3	33		100.0			45	100.0	45	100.0	89	98.9	44	90.9			44	90.9	45	64.4	44	68.2	29	69.0		
5413320	Mzingezwi S	N	1	26	100.0			26	100.0	26	96.2	56	98.2	31	100.0	15	100.0	31	71.0	39	94.9	18	50.0	16	25.0			

District Name	Centre no	Centre name	Dimaledi	Quintile	Accounting		Agricultural Sciences		Business Studies		Economics		English (FAL)		Geography		History		Life Sciences		Mathematical Literacy		Mathematics		Physical Sciences			
					Wrote	% Achieved at 30% and above	Wrote	% Achieved at 30% and above	Wrote	% Achieved at 30% and above	Wrote	% Achieved at 30% and above	Wrote	% Achieved at 30% and above	Wrote	% Achieved at 30% and above	Wrote	% Achieved at 30% and above	Wrote	% Achieved at 30% and above	Wrote	% Achieved at 30% and above	Wrote	% Achieved at 30% and above	Wrote	% Achieved at 30% and above	Wrote	% Achieved at 30% and above
					ILEMBE	5413220	Mzobanzi Junior Secondary	N	3	29	75.9			29	93.1	27	51.9	29	100.0							19	89.5	10
5413118	Ndondakusuka Senior Secondary	N	3	19		57.9			19	63.2	19	68.4	48	97.9	29	51.7					29	58.6			48	18.8	29	10.3
5413221	Ndukende S	N	1	13		46.2			12	100.0	12	83.3	23	95.7							11	63.6	10	60.0	13	7.7	9	22.2
5413222	Ngcolosi S	N	2	17		64.7			42	92.9	32	81.3	42	92.9							25	100.0	27	74.1	15	100.0	10	100.0
5413321	Ngcongcongong H	N	1	20		20.0			20	60.0	20	30.0	41	100.0	21	76.2	8	87.5	21	61.9	21	42.9	20	30.0	13	53.8		
5413223	Ngqokwane H	N	1	7		100.0			13	61.5	7	100.0	29	100.0			16	87.5	22	40.9	22	54.5	7	14.3				
5413322	Ngungwini S	N	1	13		15.4			31	80.6	12	50.0	38	92.1	17	70.6	9	88.9	9	77.8	33	78.8	6	0.0	7	14.3		
5413323	Njubanjuba S	N	2	22		86.4			23	69.6	22	86.4	47	97.9							11	63.6	36	58.3	11	18.2	11	45.5
5413119	Nkwenkwezi S	N	3	45		100.0	32	100.0	123	79.7	27	92.6	157	99.4	80	80.0					34	100.0	109	81.7	49	55.1	34	100.0
5413324	Nombika S	N	3	27		33.3	12	58.3	24	95.8	25	48.0	137	97.8	59	33.9	23	39.1	59	42.4	83	45.8	55	12.7	40	25.0		
5413120	Nonhlevu S	N	3	43		41.9			137	89.1	43	86.0	231	98.7	94	68.1	42	83.3	52	55.8	136	63.2	95	16.8	24	45.8		
5413325	Nqakathela S	N	2	8		75.0			9	77.8	8	75.0	47	93.6	38	73.7	23	78.3	15	80.0	40	60.0	7	42.9	7	57.1		
5413326	Ntabinamafutha S	N	2	8		37.5			12	91.7	8	37.5	28	92.9	15	26.7	20	65.0					21	66.7	7	14.3		
5413328	Our Lady Of The Rosary S	Y	2	30		76.7			35	100.0	29	93.1	83	100.0	53	98.1	30	100.0	22	100.0					83	37.3	24	83.3
5413225	Phakathwayo Junior Secondary	N	2	24		37.5	31	87.1	24	66.7	24	50.0	54	98.1							30	63.3	24	83.3	30	40.0	30	46.7
5413226	Phezukomkhono H	N	1	26		69.2			25	100.0	25	88.0	53	100.0	28	75.0	12	100.0	28	82.1	15	86.7	38	13.2	16	81.3		
5413329	Phuzulwazi S	N	1	13		23.1			22	54.5	10	30.0	22	86.4							9	33.3			22	4.5	12	8.3
5413330	Qalakahle H	N	2	15		40.0			19	57.9	19	57.9	97	93.8	38	86.8	40	70.0	38	71.1	70	57.1	27	48.1	21	23.8		
5413331	Qinisani H	N	2	17		100.0			55	98.2	17	88.2	94	100.0							38	100.0	39	74.4	55	69.1	38	89.5
5413121	Qoqulwazi S	N	2	23		100.0			23	100.0	23	65.2	42	100.0	19	57.9					19	57.9	30	70.0	12	33.3	19	42.1
5413227	Qwabe S	N	1	35	37.1			35	60.0	34	55.9	74	86.5	23	52.2					16	100.0	58	77.6	16	50.0	16	68.8	

District Name	Centre no	Centre name	Dimaledi	Quintile	Accounting		Agricultural Sciences		Business Studies		Economics		English (FAL)		Geography		History		Life Sciences		Mathematical Literacy		Mathematics		Physical Sciences			
					Wrote	% Achieved at 30% and above	Wrote	% Achieved at 30% and above	Wrote	% Achieved at 30% and above	Wrote	% Achieved at 30% and above	Wrote	% Achieved at 30% and above	Wrote	% Achieved at 30% and above	Wrote	% Achieved at 30% and above	Wrote	% Achieved at 30% and above	Wrote	% Achieved at 30% and above	Wrote	% Achieved at 30% and above	Wrote	% Achieved at 30% and above	Wrote	% Achieved at 30% and above
					ILEMBE	5413228	Sabuyaze H	N	1	26	65.4			49	81.6	26	76.9	89	100.0	40	87.5	23	100.0	63	63.5	45	84.4	44
5413229	Sakhisizwe H	N	2						15	93.3			54	100.0	33	78.8	21	95.2	18	94.4	36	77.8	18	61.1	18	38.9		
5413122	Shakaskraal S	N	4	36		77.8			99	84.8					113	85.8			26	84.6	82	84.1	54	59.3	33	66.7		
5413123	Shekembula H	N	3	23		56.5	39	84.6	50	60.0			93	96.8	27	66.7	18	94.4	43	67.4	45	66.7	48	18.8	25	56.0		
5413332	Sibonginlanhla S	N	1	11		18.2			11	90.9	11	100.0	11	100.0							11	100.0						
5413230	Sikhonjwa Senior Secondary	N	1	14		35.7			14	50.0	14	35.7	36	83.3					22	45.5			36	19.4	22	54.5		
5413124	Sikhuthlele H	N	2	13		38.5			16	50.0	13	92.3	60	100.0	47	59.6	36	100.0	44	40.9	43	41.9	17	41.2	11	36.4		
5413333	Simunye S	N	2	30		96.7			19	89.5	19	100.0	30	100.0					11	100.0			30	100.0	11	0.0		
5413231	Sinenhlanhla S	N	1	9		55.6	15	73.3	9	100.0			24	95.8					15	86.7	13	92.3	11	81.8	15	93.3		
5413125	Siphiwe S	N	1	13		100.0	8	62.5	16	93.8	15	100.0	20	95.0					6	83.3	12	50.0	9	11.1	5	60.0		
5413232	Sipinhlanhla H	N	1	19		78.9			19	78.9	19	31.6	19	94.7							19	68.4						
5413334	Sisebenzile S	N	3	17		88.2			12	100.0	12	91.7	46	100.0	11	90.9	10	100.0	34	91.2	29	100.0	17	88.2	24	62.5		
5413335	Siyaphumula S	N	2	12		8.3			41	46.3	12	66.7	77	92.2	44	72.7	21	100.0	15	46.7	50	40.0	27	7.4	15	6.7		
5413336	Sizamiseni S	N	1	21		47.6			21	52.4			21	71.4					21	61.9			21	33.3				
5413126	Somshoko S	N	3	13		46.2	22	31.8	27	59.3	13	46.2	55	85.5			4	75.0	42	14.3	38	39.5	17	11.8	19	5.3		
5413344	Sondoda S	N	2	9		11.1							9	100.0					9	100.0			9	66.7	9	88.9		
5413337	Sotobe H	N	2	15		73.3	9	100.0	15	86.7	15	80.0	24	100.0					9	100.0			24	87.5	9	100.0		
5413127	Stanger H	N	4	32		87.5			115	97.4					121	90.1	17	100.0	93	93.5	103	98.1	67	67.2	27	100.0		
5413129	Stanger Manor S	N	5	102		96.1			155	94.8					191	96.3			273	85.3	91	84.6	258	67.8	170	74.7		
5413128	Stanger MI Sultan S	N	5	26		80.8			89	80.9					97	64.9			89	36.0	91	64.8	77	18.2	36	16.7		
5413130	Stanger S	N	4	72	83.3			138	99.3					137	90.5			72	97.2	85	92.9	121	52.1	54	88.9			
5413131	Stanger South S	N	4	24	66.7			38	84.2	24	83.3	132	100.0	96	85.4	52	88.5	90	58.9	83	85.5	49	63.3	39	71.8			

District Name	Centre no	Centre name	Dimaledi	Quintile	Accounting		Agricultural Sciences		Business Studies		Economics		English (FAL)		Geography		History		Life Sciences		Mathematical Literacy		Mathematics		Physical Sciences			
					Wrote	% Achieved at 30% and above	Wrote	% Achieved at 30% and above	Wrote	% Achieved at 30% and above	Wrote	% Achieved at 30% and above	Wrote	% Achieved at 30% and above	Wrote	% Achieved at 30% and above	Wrote	% Achieved at 30% and above	Wrote	% Achieved at 30% and above	Wrote	% Achieved at 30% and above	Wrote	% Achieved at 30% and above	Wrote	% Achieved at 30% and above	Wrote	% Achieved at 30% and above
					ILEMBE	5413233	Thandayiphi Junior Secondary	N	1	16	100.0			16	100.0	16	18.8	16	100.0					8	100.0	8	12.5	
5413234	Theo Hlalanathi S	N	1	6		83.3			30	93.3	30	53.3	30	96.7			24	100.0	27	88.9	3	66.7						
5413137	Thukela S	N	3	14		92.9	20	100.0	75	97.3	28	96.4	143	100.0	54	74.1			68	73.5	61	93.4	82	50.0	68	36.8		
5413132	Tshana H	N	3	13		69.2			20	100.0	20	60.0	54	100.0	34	100.0			34	91.2	38	86.8	16	56.3	12	100.0		
5413133	Tshelenkosi S	N	4	18		55.6			30	70.0	18	66.7	168	98.8	128	50.0	91	95.6	37	56.8	103	54.4	65	27.7	47	38.3		
5413235	Tshutshutshu S	N	1	30		80.0			30	83.3	30	56.7	63	100.0	33	69.7	13	100.0	20	85.0	32	68.8	31	22.6	20	25.0		
5413134	Tugela S	N	5	16		68.8			16	75.0			58	100.0	74	91.9	27	100.0	22	100.0	52	90.4	27	63.0	27	59.3		
5413236	Ubuhlebembiza S	N	1	9		100.0			9	100.0			9	100.0							9	100.0						
5413338	Ubuhlebesizwe Junior Secondary	N	1	26		50.0			47	48.9	44	93.2	67	100.0	41	56.1	35	82.9	23	82.6	39	84.6	28	57.1	20	35.0		
5413135	Udumo H	N	3	62		54.8			62	41.9	62	41.9	130	97.7	69	59.4	35	71.4	68	50.0	67	53.7	64	29.7	34	58.8		
5413237	Ukukhanyakwezwe Junior Secondary	N	1	18		77.8			57	93.0	19	63.2	57	100.0					15	93.3	36	80.6	21	47.6	19	78.9		
5413339	Ukuzamakwethu S	N	2	12		50.0			12	91.7	12	91.7	12	83.3							7	100.0	5	40.0				
5413238	Umwangedwa H	N	1	10		60.0	36	63.9	10	100.0	10	100.0	46	100.0			22	100.0	36	63.9	29	86.2	17	64.7	14	71.4		
5413340	Uyikhulu S	N	1	7		85.7	11	90.9	7	100.0	7	100.0	18	88.9					11	72.7			18	0.0	11	81.8		
5413239	Velangezwi H	N	1	27		51.9			34	47.1	27	63.0	98	84.7	71	78.9	18	88.9	53	24.5	55	78.2	43	32.6	32	40.6		
5413240	Vukile H	N	2	45		84.4			76	100.0	76	94.7	197	100.0	121	93.4	69	97.1	121	86.8	100	82.0	97	26.8	52	55.8		
5413342	Wosiyane S	N	1	6		33.3			6	50.0	6	33.3	21	100.0	15	100.0	3	100.0	12	66.7	6	33.3	15	13.3	12	16.7		
5413136	Zakariyya Muslim	N		8		100.0			24	100.0					25	100.0			32	100.0	9	100.0	25	92.0	11	100.0		
5413241	Zephania S	N	2	27		14.8			52	32.7	58	65.5	71	90.1	13	100.0			13	92.3	42	23.8	29	20.7	13	69.2		
5413343	Zuleka Paruk S	N	1	8	50.0			8	87.5	8	25.0	8	87.5									8	0.0					

District Name	Centre no	Centre name	Dimaledi	Quintile	Accounting		Agricultural Sciences		Business Studies		Economics		English (FAL)		Geography		History		Life Sciences		Mathematical Literacy		Mathematics		Physical Sciences			
					Wrote	% Achieved at 30% and above	Wrote	% Achieved at 30% and above	Wrote	% Achieved at 30% and above	Wrote	% Achieved at 30% and above	Wrote	% Achieved at 30% and above	Wrote	% Achieved at 30% and above	Wrote	% Achieved at 30% and above	Wrote	% Achieved at 30% and above	Wrote	% Achieved at 30% and above	Wrote	% Achieved at 30% and above	Wrote	% Achieved at 30% and above	Wrote	% Achieved at 30% and above
					PINETOWN	5412101	Albini H	N	4	26	96.2			26	100.0	26	100.0	109	100.0	83	98.8	40	100.0	83	86.7	40	95.0	69
5412446	Am Moolla Spes Nova	N						3	100.0					2	100.0					3	100.0							
5412301	Amandlethu S	N	3	114		30.7			96	65.6	114	43.9	334	98.5	123	52.8	123	91.9	82	68.3	162	56.2	175	22.9	62	45.2		
5412401	Amaoti No 3 Combined	N	3	18		61.1			44	84.1	44	68.2	64	100.0					20	30.0	37	83.8	27	40.7	20	35.0		
5412201	Amatshezulu H	N	3	30		66.7	37	37.8	35	57.1	36	91.7	106	99.1	34	85.3			54	44.4	73	74.0	34	38.2	18	38.9		
5412447	Anchorlite College - Phoenix	N		5		100.0			12	66.7					8	62.5			4	100.0	11	72.7	4	25.0	3	33.3		
5412402	Avoca S	N	5	40		85.0			85	96.5					60	86.7			100	78.0	126	92.9	33	60.6	63	54.0		
5412403	Avonford S	N	5	40		85.0			101	90.1					25	72.0			95	67.4	70	87.1	63	47.6	48	60.4		
5412404	Belverton S	N	4	84		92.9			63	96.8					203	89.7			165	94.5	148	94.6	120	69.2	83	79.5		
5412302	Bhekisisa H	N	4	9		55.6			8	75.0	9	44.4	22	100.0	14	64.3	8	100.0	14	28.6	16	68.8	7	28.6	6	16.7		
5412405	Brookdale S	N	5	22		95.5			15	93.3					25	76.0	58	100.0	41	97.6	73	98.6	21	85.7	22	72.7		
5412406	Buffelsdale S	N	5	28		78.6			55	89.1					39	76.9			55	90.9	75	92.0	20	65.0	16	62.5		
5412102	Buhlebemfundo S	Y	4	33		75.8			61	90.2	33	84.8	136	100.0	52	90.4	37	89.2	76	85.5	48	79.2	89	32.6	56	78.6		
5412407	Crawford College La Lucia	N		35		100.0			39	100.0					33	100.0	38	100.0	47	100.0	21	100.0	94	98.9	64	98.4		
5412408	Crawford North Coast	N		25		100.0			54	100.0					49	100.0	49	100.0	53	98.1	27	100.0	94	95.7	59	100.0		
5412409	Crystal Point S	N	5	20		100.0			88	93.2					58	91.4	15	100.0	141	77.3	126	98.4	61	86.9	61	91.8		
5412303	Dabeka S	N	3	42		33.3			58	53.4	42	83.3	115	90.4	73	61.6			73	49.3	75	53.3	40	30.0	18	72.2		
5412304	Daleview S	N	5	88		75.0			99	97.0	57	86.0			51	84.3			31	93.5	110	96.4	36	66.7	31	80.6		
5412103	Dassenhoek H	N	3	21		28.6	28	75.0	21	90.5	21	100.0	66	98.5	17	41.2	17	94.1	28	64.3	51	68.6	15	20.0	28	10.7		
5412104	Dick Ndlovu H	N	2	15		53.3			36	63.9	36	47.2	79	100.0	21	95.2	43	95.3	43	27.9	64	60.9	15	26.7				
5412105	Dr Ad Lazarus S	Y	5	73	86.3			87	97.7	31	87.1			50	98.0	46	100.0	110	99.1	57	98.2	122	73.8	59	98.3			

District Name	Centre no	Centre name	Dimaledi	Quintile	Accounting		Agricultural Sciences		Business Studies		Economics		English (FAL)		Geography		History		Life Sciences		Mathematical Literacy		Mathematics		Physical Sciences			
					Wrote	% Achieved at 30% and above	Wrote	% Achieved at 30% and above	Wrote	% Achieved at 30% and above	Wrote	% Achieved at 30% and above	Wrote	% Achieved at 30% and above	Wrote	% Achieved at 30% and above	Wrote	% Achieved at 30% and above	Wrote	% Achieved at 30% and above	Wrote	% Achieved at 30% and above	Wrote	% Achieved at 30% and above	Wrote	% Achieved at 30% and above	Wrote	% Achieved at 30% and above
					PINETOWN	5412305	Dr JI Dube H	N	4	49	49.0			67	88.1	55	76.4	142	100.0	52	96.2	52	92.3	66	77.3	102	87.3	39
5412306	Dumehlezi H	N	3	17		52.9			36	77.8	17	94.1	77	100.0			28	96.4	44	36.4	28	82.1	42	100.0	32	40.6		
5412410	Earlington S	N	5	52		92.3			122	98.4					77	93.5			125	84.8	136	97.8	42	90.5	27	100.0		
5412411	Eastbury S	N	5	34		97.1			69	100.0							14	100.0	61	98.4	59	100.0	42	64.3	21	95.2		
5412412	Fairbreeze S	N	4	28		96.4			54	88.9					33	100.0	63	98.4	43	97.7	72	93.1	34	85.3	19	89.5		
5412413	Ferndale Combined	N	4	66		84.8			88	96.6	54	92.6			31	96.8	18	100.0	47	91.5	109	92.7	29	82.8	29	79.3		
5412414	Foresthaven S	N	5						50	98.0									33	78.8	39	94.9	11	72.7	7	42.9		
5412106	Fulton School For The Deaf	N																			2	100.0						
5412202	Gabigabi Senior Secondary	N	3	26		61.5	41	87.8	26	92.3	26	69.2	130	98.5	56	85.7	63	93.7	104	57.7	63	81.0	67	23.9	41	58.5		
5412107	Gelofte H	N	4	7		100.0			15	100.0			49	100.0	13	100.0			20	100.0	31	100.0	18	100.0	12	100.0		
5412415	Glenhaven S	N	4	39		84.6			97	89.7	25	88.0			47	93.6	38	100.0	56	100.0	127	98.4	113	74.3	72	70.8		
5412307	Greenbury S	Y	5	123		100.0			102	100.0					118	99.2			196	99.0	107	100.0	171	86.5	114	97.4		
5412416	Grove End S	N	5	22		100.0									44	95.5	30	100.0	33	100.0	73	95.9	33	90.9	24	87.5		
5412417	Havenpark S	N	5	32		93.8			109	88.1					87	95.4			98	91.8	145	97.2	57	96.5	63	84.1		
5412108	Highway Christian Academy	N		8		50.0			11	100.0							8	100.0	7	85.7	11	100.0	10	70.0	7	42.9		
5412109	Hillcrest H	Y	5	63		96.8			84	100.0					24	100.0	59	100.0	85	95.3	80	100.0	122	85.2	79	93.7		
5412308	Hillview S	N	4	42		95.2			106	99.1	91	86.8			66	100.0	34	100.0	63	92.1	112	98.2	57	54.4	29	62.1		
5412203	Hlahlindlela H	N	3	19		100.0			16	93.8	19	100.0	97	99.0			53	100.0	96	77.1	53	86.8	44	61.4	25	96.0		
5412309	Igugulabasha H	N	4	8		100.0	6	100.0	19	100.0	8	100.0	51	100.0	32	100.0	11	90.9	43	97.7	26	92.3	26	26.9	12	33.3		
5412110	llanga S	N	4	42		88.1			73	93.2	42	71.4	115	100.0	42	88.1	20	85.0	53	81.1	84	70.2	31	64.5	22	95.5		
5412310	Imbeka S	N	3	13	38.5			13	30.8	13	61.5	34	85.3	21	47.6			21	42.9	24	41.7	10	30.0					

District Name	Centre no	Centre name	Dimaledi	Quintile	Accounting		Agricultural Sciences		Business Studies		Economics		English (FAL)		Geography		History		Life Sciences		Mathematical Literacy		Mathematics		Physical Sciences			
					Wrote	% Achieved at 30% and above	Wrote	% Achieved at 30% and above	Wrote	% Achieved at 30% and above	Wrote	% Achieved at 30% and above	Wrote	% Achieved at 30% and above	Wrote	% Achieved at 30% and above	Wrote	% Achieved at 30% and above	Wrote	% Achieved at 30% and above	Wrote	% Achieved at 30% and above	Wrote	% Achieved at 30% and above	Wrote	% Achieved at 30% and above	Wrote	% Achieved at 30% and above
					PINETOWN	5412418	Inanda Newtown Comprehensive	N	4	44	88.6			81	98.8	38	100.0	157	100.0					33	57.6	68	85.3	89
5412311	Inanda Seminary S	N		21		100.0			25	100.0	24	100.0	31	100.0	31	100.0	39	100.0	52	100.0	24	100.0	52	96.2	36	100.0		
5412204	Ingqungqulu H	N	3	22		13.6			29	62.1	22	50.0	48	100.0	19	73.7	10	60.0	26	61.5	32	62.5	16	31.3	16	68.8		
5412312	Inhlakanipho H	N	4	6		83.3			29	96.6	6	100.0	40	100.0	21	100.0	13	100.0	24	66.7	23	78.3	17	23.5	11	100.0		
5412313	Intshisekelo S	Y	3	56		75.0			38	94.7	38	94.7	151	100.0	72	79.2	50	94.0	40	85.0	72	88.9	79	51.9	63	49.2		
5412314	Isibonelo Senior Secondary	N	4	27		81.5			100	89.0	29	69.0	148	100.0	51	76.5	26	100.0	66	77.3	98	83.7	50	70.0	37	70.3		
5412205	Isibukosezwe H	N	3	40		82.5			40	90.0	40	100.0	196	99.5	158	91.1	67	86.6	90	83.3	66	34.8	131	32.8	91	73.6		
5412111	Isizinda S	N	3	21		95.2			21	100.0	21	100.0	100	100.0	37	81.1	51	94.1	73	54.8	51	68.6	49	24.5	28	14.3		
5412315	Je Ndlovu S	N	4	9		66.7			8	87.5	9	100.0	41	100.0	33	100.0	19	100.0	33	57.6	19	100.0	23	65.2	14	42.9		
5412316	Jg Zuma H	N	4	30		96.7			30	100.0	18	100.0	141	100.0	58	98.3	45	100.0	32	100.0	96	87.5	46	100.0	32	96.9		
5412206	Khabazela H	N	4	30		40.0			25	84.0	22	63.6	114	100.0	53	62.3	53	81.1	74	50.0	71	49.3	42	21.4	21	52.4		
5412207	Khamangwa S	N	2	8		100.0							21	100.0	10	100.0	10	90.0	13	84.6	10	80.0	11	36.4	11	27.3		
5412317	Khethokuhle S	N	4	12		75.0			42	97.6	12	100.0	72	97.2	60	91.7			60	73.3	38	97.4	34	85.3	30	76.7		
5412112	Kloof H	N	5	45		97.8			88	98.9					122	100.0	134	100.0	106	98.1	61	100.0	172	77.3	83	95.2		
5412208	Kwabazothini H	N	3	31		83.9			31	87.1	31	80.6	90	94.4	23	82.6	22	77.3	60	36.7	61	63.9	30	30.0	23	52.2		
5412209	Kwadinabakubo Combined	N	3	35		42.9			84	83.3	34	82.4	124	99.2	65	60.0	25	96.0	65	58.5	57	68.4	67	9.0	40	57.5		
5412210	Kwantebeni Comprehensive H	N	3	20		85.0			47	91.5	27	66.7	76	100.0					48	45.8	46	78.3	30	83.3	25	92.0		
5412234	Kwathintwa For The Deaf	N											5	100.0							5	100.0						
5412211	Kwavutha S	N	2						4	100.0			10	100.0	10	50.0			6	16.7	10	90.0						
5412318	Kwesethu H	N	4	19		68.4			15	86.7	15	100.0	85	100.0	55	78.2	31	100.0	45	86.7	45	57.8	41	46.3	27	100.0		

District Name	Centre no	Centre name	Dimaledi	Quintile	Accounting		Agricultural Sciences		Business Studies		Economics		English (FAL)		Geography		History		Life Sciences		Mathematical Literacy		Mathematics		Physical Sciences			
					Wrote	% Achieved at 30% and above	Wrote	% Achieved at 30% and above	Wrote	% Achieved at 30% and above	Wrote	% Achieved at 30% and above	Wrote	% Achieved at 30% and above	Wrote	% Achieved at 30% and above	Wrote	% Achieved at 30% and above	Wrote	% Achieved at 30% and above	Wrote	% Achieved at 30% and above	Wrote	% Achieved at 30% and above	Wrote	% Achieved at 30% and above	Wrote	% Achieved at 30% and above
					PINETOWN	5412420	Lenarea S	N	5	20	100.0			20	100.0	25	92.0			26	100.0	47	100.0	59	98.3	67	100.0	18
	5412421	Lockhat H	N	3	6	50.0			24	79.2	24	62.5	60	95.0	37	59.5	30	96.7	27	85.2	52	73.1	9	55.6	7	100.0		
	5412212	Luphaph H	N	3	12	100.0			12	100.0	12	100.0	78	94.9	66	81.8	47	51.1	66	28.8	47	89.4	31	35.5	19	47.4		
	5412213	Luthayi H	N	3	21	85.7			102	83.3	21	81.0	123	99.2	102	78.4	53	90.6	49	57.1	81	67.9	42	45.2	21	81.0		
	5412319	Magqibagqiba Junior Secondary	N	3	3	66.7			11	90.9	5	80.0	36	100.0	31	80.6			22	77.3	28	89.3	8	50.0	6	100.0		
	5412320	Makhapha Combined	N	3	15	60.0			32	90.6	16	93.8	47	100.0	25	72.0	17	100.0	9	88.9	21	85.7	26	80.8	15	40.0		
	5412321	Mandlenkosi H	N	3	55	69.1	48	62.5	59	67.8	88	38.6	248	97.2	82	86.6	126	92.1	100	60.0	144	86.8	104	34.6	63	39.7		
	5412346	Mandosi Combined	N	2	17	58.8			21	85.7	21	85.7	42	97.6	21	66.7			21	38.1	22	81.8	20	25.0	15	40.0		
	5412233	Maphethetha H	N	2	13	15.4			13	53.8	13	100.0	51	100.0	38	84.2	27	96.3	18	83.3	51	86.3			11	100.0		
	5412214	Maphinda S	N	2	11	9.1			24	45.8			22	100.0			12	91.7	24	66.7	22	54.5						
	5412215	Maqhutshana Junior Secondary	N	3	46	28.3			46	47.8	25	52.0	95	100.0	50	64.0	29	79.3	21	95.2	66	34.8	30	60.0	21	23.8		
	5412113	Mariannhill S Private Independant	N		20	100.0			58	100.0			92	100.0	50	100.0	22	100.0	92	100.0	45	100.0	47	100.0	34	100.0		
	5412114	Mariannridge S	N	3	18	72.2			32	93.8	20	75.0			71	57.7	24	100.0	70	74.3	92	95.7	27	51.9	16	68.8		
	5412115	Mathinta S	N	3	20	70.0	29	58.6	24	66.7	24	87.5	68	98.5	20	5.0	15	80.0	28	53.6	20	80.0	48	8.3	24	12.5		
	5412322	Mbheki S	N	3	15	46.7			39	84.6	15	80.0	39	100.0			11	100.0	24	75.0	24	83.3	15	46.7	13	53.8		
	5412216	Mdepha H	N	3	66	68.2			38	65.8	38	50.0	109	97.2			43	74.4	71	53.5	43	62.8	66	22.7	28	46.4		
	5412217	Mnyameni S	N	3	19	73.7	15	80.0	19	100.0	19	78.9	88	97.7	42	59.5	42	78.6	42	71.4	43	72.1	46	28.3	27	77.8		
	5412422	Mount Edgecombe Private	N		9	100.0			9	100.0							2	100.0	11	100.0			13	84.6	9	100.0		
	5412423	Mountview S	N	4	116	89.7			83	98.8	31	96.8			112	97.3	33	100.0	120	100.0	129	99.2	137	94.2	94	93.6		
	5412323	Mqhawe S	N	3	47	72.3	49	85.7	27	92.6	33	84.8	169	99.4	29	65.5	40	92.5	60	81.7	59	59.3	111	61.3	78	66.7		
	5412324	Mvaba H	N	3	38	89.5			38	86.8	38	84.2	148	99.3	102	72.5	79	100.0	23	100.0	99	91.9	49	61.2	32	87.5		

District Name	Centre no	Centre name	Dimaledi	Quintile	Accounting		Agricultural Sciences		Business Studies		Economics		English (FAL)		Geography		History		Life Sciences		Mathematical Literacy		Mathematics		Physical Sciences			
					Wrote	% Achieved at 30% and above	Wrote	% Achieved at 30% and above	Wrote	% Achieved at 30% and above	Wrote	% Achieved at 30% and above	Wrote	% Achieved at 30% and above	Wrote	% Achieved at 30% and above	Wrote	% Achieved at 30% and above	Wrote	% Achieved at 30% and above	Wrote	% Achieved at 30% and above	Wrote	% Achieved at 30% and above	Wrote	% Achieved at 30% and above	Wrote	% Achieved at 30% and above
					PINETOWN	5412218	Myeka S	N	3	13	100.0			13	100.0	12	58.3	82	96.3	60	65.0	19	94.7	20	60.0	60	70.0	23
5412325	Mzuvele S	N	4	56		57.1			55	92.7	100	80.0	149	99.3	62	96.8	23	100.0	89	65.2	77	93.5	72	44.4	27	92.6		
5412116	Ndgengetho H	N	4	60		78.3			38	73.7	38	65.8	154	100.0	98	79.6	28	100.0	59	88.1	67	82.1	87	36.8	27	88.9		
5412326	New River P	N	3	18		72.2			18	38.9	18	66.7	18	94.4									18	33.3				
5412327	Newlands East S	N	4	82		86.6			80	100.0	62	90.3			41	97.6	23	100.0	59	89.8	90	97.8	68	69.1	55	65.5		
5412328	Nhlanhlayethu S	N	3	23		73.9			38	100.0	38	89.5	142	100.0	48	83.3	17	100.0	62	83.9	57	73.7	85	36.5	62	53.2		
5412117	Nilgiri S	N	3	30		90.0			115	91.3	53	84.9			123	74.8	26	100.0	65	86.2	143	85.3	88	20.5	36	44.4		
5412424	Nkosibomvu S	Y	3	51		70.6			104	91.3	42	95.2	175	100.0	57	100.0	31	100.0	71	83.1	112	94.6	63	38.1	40	72.5		
5412329	Nkosinathi S	N	3	6		100.0			51	88.2	50	86.0	174	100.0	57	86.0	83	75.9	72	61.1	152	73.7	24	45.8	15	80.0		
5412219	Nogunjwa H	N	2	41		92.7			41	97.6	41	65.9	214	91.6	173	99.4	130	90.0	43	100.0	130	100.0	84	23.8	43	97.7		
5412425	Northmead S	N	5	74		87.8			48	97.9	30	100.0			105	92.4			106	79.2	123	100.0	74	79.7	65	67.7		
5412330	Nqabakazulu H	N	4	46		71.7			87	86.2	41	75.6	198	99.5	88	88.6	36	97.2	116	69.0	95	85.3	105	42.9	72	58.3		
5412118	Ntee H	N	4	24		100.0			24	91.7	23	91.3	100	100.0	76	85.5	42	97.6	34	100.0	42	92.9	58	48.3	34	64.7		
5412331	Ohlange S	N	4	19		68.4			19	89.5	19	63.2	93	97.8			49	77.6	62	27.4	49	57.1	44	25.0	25	44.0		
5412426	Palmview S	N	5	62		98.4			22	100.0					74	100.0	75	100.0	167	95.2	136	99.3	106	76.4	68	88.2		
5412332	Phembisizwe H	N	4	23		26.1			23	78.3	23	43.5	79	98.7	30	56.7	26	92.3	56	69.6	36	61.1	43	23.3	30	10.0		
5412220	Phezulu H	N	3	36		80.6			121	92.6	36	86.1	168	98.8	47	78.7	48	93.8	133	85.0	48	95.8	121	40.5	85	94.1		
5412345	Phoenix Muslim	N		10		100.0			27	100.0									23	95.7	28	96.4	11	90.9	3	100.0		
5412427	Phoenix S	N	5	67		83.6			105	99.0	53	98.1			52	100.0	24	100.0	113	92.0	142	97.9	97	79.4	83	95.2		
5412333	Phoenix Technical S	N	5																		110	90.0	68	55.9	87	31.0		
5412120	Pinetown Boys` H	N	5	59	81.4			65	98.5					52	96.2	59	100.0	52	94.2	32	100.0	117	70.9	66	71.2			
5412121	Pinetown Girls` H	Y	5	84	90.5			69	100.0					87	100.0	92	100.0	184	100.0	136	100.0	114	88.6	71	97.2			
5412122	Racing & Equestrian Academy	N						10	80.0											9	100.0	1	100.0					

District Name	Centre no	Centre name	Dimaledi	Quintile	Accounting		Agricultural Sciences		Business Studies		Economics		English (FAL)		Geography		History		Life Sciences		Mathematical Literacy		Mathematics		Physical Sciences			
					Wrote	% Achieved at 30% and above	Wrote	% Achieved at 30% and above	Wrote	% Achieved at 30% and above	Wrote	% Achieved at 30% and above	Wrote	% Achieved at 30% and above	Wrote	% Achieved at 30% and above	Wrote	% Achieved at 30% and above	Wrote	% Achieved at 30% and above	Wrote	% Achieved at 30% and above	Wrote	% Achieved at 30% and above	Wrote	% Achieved at 30% and above	Wrote	% Achieved at 30% and above
					PINETOWN	5412123	Reservoir Hills S	N	5	39	92.3			100	86.0					34	82.4	62	100.0	56	89.3	85	96.5	51
5412221	Rietvallei Combined	N	3	9		100.0			8	87.5	9	77.8	57	100.0	14	85.7	23	100.0	48	97.9	23	87.0	34	64.7	25	100.0		
5412138	Roseway Waldorf H	N															5	100.0	6	100.0	11	100.0	6	83.3	4	100.0		
5412428	Rydalpark S	N	5	56		96.4			124	98.4	31	100.0			41	87.8	43	100.0	26	96.2	137	94.2	46	91.3	26	92.3		
5412429	Sacred Heart S	Y	4	20		100.0			41	100.0			46	100.0	44	90.9			42	100.0	27	100.0	36	72.2	22	100.0		
5412430	Sastri Park S	N	5	11		63.6			37	62.2			35	100.0	27	63.0			51	43.1	47	78.7	16	31.3	11	45.5		
5412431	Seatides Combined	N	5	87		96.6									90	100.0			109	98.2	40	100.0	87	96.6	77	85.7		
5412334	Senzokwethu S	N	3	30		73.3			56	100.0	69	98.6	133	100.0	103	84.5	29	100.0	35	91.4	84	94.0	49	61.2	35	71.4		
5412222	Sikhethuxolo H	N	3	97		50.5	16	31.3	63	84.1	63	52.4	185	100.0	67	67.2	49	65.3	122	59.0	76	60.5	109	29.4	73	58.9		
5412223	Siphesihle H	N	4	67		82.1			20	100.0	20	100.0	114	97.4	47	83.0	16	100.0	94	100.0	62	64.5	52	50.0	31	100.0		
5412432	Siphesihle S	N	3	12		50.0					24	37.5	56	100.0	20	75.0	35	82.9	21	85.7	45	77.8	11	90.9	10	70.0		
5412335	Sithabile S	N	3	41		61.0			41	97.6	41	97.6	155	99.4	108	50.9	74	54.1	34	70.6	106	76.4	49	49.0	40	37.5		
5412348	Sithandimfundo S	N		14		64.3			23	82.6	23	87.0	79	100.0	57	75.4	39	97.4	35	65.7	55	87.3	25	32.0	18	44.4		
5412124	Sithengile S	N	4	41		80.5			66	98.5	19	78.9	194	100.0	32	100.0	44	100.0	77	70.1	61	85.2	133	46.6	67	64.2		
5412125	Sithokoziile S	Y	5	82		53.7			82	95.1	61	83.6	157	100.0	75	100.0			75	94.7	48	97.9	109	44.0	75	64.0		
5412336	Sivananda Technical H	N	4	25		68.0			59	89.8	25	84.0	153	100.0					62	95.2	34	85.3	120	55.0	94	73.4		
5412224	Siyajabula H	N	3	40		42.5			40	97.5	40	70.0	130	100.0	59	79.7	59	96.6	62	80.6	85	75.3	45	40.0	31	90.3		
5412337	Siyathuthuka S	N	4	8		12.5	9	55.6	39	71.8	11	54.5	48	87.5					9	55.6	45	57.8	3	33.3	2	50.0		
5412433	Solvista S	N	5	39		97.4			103	96.1	28	100.0			71	98.6	37	100.0	114	96.5	118	100.0	87	86.2	57	96.5		
5412225	St Julius S	N	3	33		63.6			33	100.0	33	21.2	110	90.9	33	69.7	33	81.8	77	88.3	33	72.7	77	14.3	44	84.1		
5412434	Stanmore S	N	5	140	93.6			150	92.0	76	92.1			107	87.9			116	96.6	137	98.5	106	87.7	62	95.2			
5412127	Star College	N		59	100.0			15	100.0					50	100.0	16	100.0	92	100.0	3	100.0	117	100.0	102	100.0			
5412338	Suleman Patel S	N	3	21	19.0			45	31.1	28	50.0	45	93.3							45	46.7							

District Name	Centre no	Centre name	Dimaledi	Quintile	Accounting		Agricultural Sciences		Business Studies		Economics		English (FAL)		Geography		History		Life Sciences		Mathematical Literacy		Mathematics		Physical Sciences			
					Wrote	% Achieved at 30% and above	Wrote	% Achieved at 30% and above	Wrote	% Achieved at 30% and above	Wrote	% Achieved at 30% and above	Wrote	% Achieved at 30% and above	Wrote	% Achieved at 30% and above	Wrote	% Achieved at 30% and above	Wrote	% Achieved at 30% and above	Wrote	% Achieved at 30% and above	Wrote	% Achieved at 30% and above	Wrote	% Achieved at 30% and above	Wrote	% Achieved at 30% and above
					PINETOWN	5412435	Temple Valley S	N	5	14	100.0			74	98.6	17	100.0			60	93.3	64	100.0	76	88.2	90	94.4	41
5412226	Thabela H	N	4	31		19.4			31	54.8	31	45.2	107	99.1	63	46.0	13	100.0	76	36.8	82	73.2	24	54.2	26	50.0		
5412227	Thandaza H	N	3	13		84.6			51	64.7	51	52.9	130	100.0	67	89.6	65	100.0	17	100.0	117	69.2	13	84.6	13	100.0		
5412347	Thandolwesizwe Sp	N	3	23		43.5			24	50.0	23	69.6	83	100.0	23	91.3	22	95.5	60	55.0	36	72.2	47	42.6	24	70.8		
5412128	Thokozamnganga H	N	3	35		11.4			35	71.4	35	88.6	98	96.9	63	44.4	41	61.0	63	14.3	76	60.5	22	9.1	21	19.0		
5412228	Tholulwazi S	N	2	32		18.8			71	84.5	32	75.0	83	98.8	51	58.8			12	58.3	68	86.8	15	26.7	12	25.0		
5412129	Thornwood S	N	3	44		45.5			44	75.0	44	43.2	121	99.2	78	32.1	53	56.6	25	60.0	53	34.0	69	5.8	25	12.0		
5412339	Thubalethu S	N	2	18		38.9			15	73.3	15	40.0	35	97.1	20	50.0			20	40.0	26	42.3	9	22.2				
5412436	Tongaat S	N	4	125		80.0			72	94.4					97	94.8	90	98.9	174	85.1	118	96.6	130	70.8	79	86.1		
5412437	Trenance Manor S	N	5	22		100.0			104	98.1					66	100.0	55	100.0	87	90.8	111	98.2	37	91.9	20	95.0		
5412438	Trenance Park S	N	4	37		97.3			126	96.0					65	98.5			53	92.5	142	94.4	21	100.0	25	76.0		
5412229	Ukusa Senior Secondary	N	3	36		97.2			29	86.2	29	100.0	96	100.0	60	100.0	43	93.0	46	100.0	43	74.4	53	5.7	24	75.0		
5412130	Umqhele Public S	N	5	78		17.9	15	100.0	98	28.6	41	65.9	164	96.3			56	48.2	57	49.1	89	21.3	75	20.0	29	41.4		
5412340	Umtapho H	N	2	33		97.0			46	76.1	44	79.5	165	100.0	79	84.8	79	93.7	65	87.7	90	98.9	77	40.3	57	93.0		
5412131	Usethubeni Youth	N		20		50.0			20	85.0	20	85.0	45	100.0	25	88.0	25	100.0	25	84.0			45	22.2				
5412230	Uxolophambili S	N	3	16		68.8	20	60.0	16	75.0	16	37.5	64	98.4	33	57.6	33	87.9	53	34.0	42	64.3	27	22.2	20	45.0		
5412439	Verulam Independent	N		10		100.0									5	100.0			11	90.9			11	54.5	7	85.7		
5412440	Verulam Islamic	N		26		92.3			31	96.8					29	100.0			56	100.0	30	100.0	26	100.0	26	96.2		
5412441	Verulam S	N	5	96		99.0			104	100.0					75	100.0	46	100.0	131	97.7	91	100.0	117	80.3	72	91.7		
5412341	Vuyiswa Mtolo H	N	4	69		97.1			95	100.0	69	100.0	206	100.0	65	100.0	71	84.5	112	99.1	98	65.3	109	83.5	40	55.0		
5412442	Waterloo Junior Secondary	N	5	29	100.0	24	100.0	35	91.4	35	97.1	123	100.0	89	66.3	25	96.0	59	66.1	71	95.8	52	23.1	24	75.0			
5412443	Westham S	N	5					62	77.4	21	85.7			34	70.6			31	83.9	71	93.0							

District Name	Centre no	Centre name	Dimaledi	Quintile	Accounting		Agricultural Sciences		Business Studies		Economics		English (FAL)		Geography		History		Life Sciences		Mathematical Literacy		Mathematics		Physical Sciences			
					Wrote	% Achieved at 30% and above	Wrote	% Achieved at 30% and above	Wrote	% Achieved at 30% and above	Wrote	% Achieved at 30% and above	Wrote	% Achieved at 30% and above	Wrote	% Achieved at 30% and above	Wrote	% Achieved at 30% and above	Wrote	% Achieved at 30% and above	Wrote	% Achieved at 30% and above	Wrote	% Achieved at 30% and above	Wrote	% Achieved at 30% and above	Wrote	% Achieved at 30% and above
					PINETOWN	5412139	Westmead S	N	3	16	68.8			16	75.0	16	81.3	64	100.0	48	83.3	34	100.0	14	71.4	34	76.5	30
5412132	Westville Boys H	N	5	68		100.0			40	95.0					91	100.0	88	100.0	110	100.0	22	100.0	227	98.2	212	94.3		
5412133	Westville Girls H	N	5	81		100.0			38	100.0	31	96.8			125	100.0	58	100.0	160	100.0	47	100.0	183	98.9	99	100.0		
5412444	Woodview S	N	5	95		75.8			107	96.3					18	100.0			135	83.7	84	97.6	66	75.8	38	92.1		
5412134	Wozamoya H	N	3	37		59.5			35	62.9	35	80.0	105	100.0	68	60.3	36	97.2	34	82.4	89	73.0	17	64.7	34	38.2		
5412135	Wyebank S	N	4	54		72.2			103	79.6	33	87.9			39	92.3			109	70.6	136	89.0	97	40.2	109	39.4		
5412342	Zakhe H	N	4	53		98.1			93	89.2	53	96.2	181	96.7	85	55.3	43	46.5	130	45.4	94	61.7	87	19.5	34	35.3		
5412343	Zeph Dlomo S	N	4	10		80.0			39	89.7	24	87.5	72	98.6	34	61.8	33	93.9	32	75.0	47	83.0	25	20.0	15	40.0		
5412231	Zifikele H	N	3	19		31.6			19	42.1	19	36.8	88	95.5	69	69.6	45	77.8	25	80.0	67	56.7	22	18.2	25	20.0		
5412136	Ziphathele S	N	4	19		47.4			19	68.4	19	52.6	65	96.9	46	71.7	26	53.8	20	90.0	41	63.4	24	45.8	20	70.0		
5412344	Ziphembeleni S	N	4										41	100.0	41	73.2	17	94.1	41	68.3	27	88.9	14	42.9	14	71.4		
5412232	Zizamele Junior Secondary	N	2	22		68.2			22	100.0	22	81.8	71	100.0	49	91.8	29	100.0	20	85.0	29	86.2	42	33.3	20	65.0		
5412137	Zwelinjani S	N	3	35		54.3	40	27.5	35	54.3	35	80.0	75	97.3	30	60.0			39	12.8	19	100.0	56	98.2	10	0.0		
SISONKE	5313101	Amazabeko H	N	2	12	91.7	17	52.9	19	84.2	12	91.7	108	99.1	52	78.8	33	97.0	63	52.4	74	68.9	34	50.0	29	34.5		
	5313301	Batlokoa S	N	3					11	100.0			11	100.0	11	81.8	10	100.0	1	0.0	11	81.8						
	5313102	Buthathubunye H	N	2	17	88.2			11	100.0	17	94.1	51	100.0	24	83.3	14	100.0	34	64.7	27	96.3	24	62.5	19	73.7		
	5313201	Carl Malcomess H	Y	3	60	68.3			120	77.5	129	72.1	265	99.6	176	75.6	121	76.0	71	81.7	137	59.9	129	31.0	71	57.7		
	5313302	Centocow H	N	2	15	66.7	30	93.3	15	100.0	15	86.7	66	100.0	43	95.3	20	100.0	31	83.9	56	89.3	10	90.0	8	50.0		
	5313401	Clydesdale Senior Secondary	Y	2	38	81.6	133	77.4	38	100.0	38	97.4	318	99.7	280	87.9	53	88.7	227	75.8	53	75.5	265	41.5	147	70.7		
	5313423	Diepkloof Combined	N	2			24	75.0					36	100.0	36	61.1	24	100.0	12	83.3	24	58.3	12	0.0	12	16.7		
	5313303	Dingeka H	Y	3	14	42.9	35	62.9	14	92.9	14	92.9	115	98.3	63	81.0			77	44.2	35	60.0	80	15.0	65	33.8		
5313125	Dingizwe Junior Secondary	N	1			15	86.7					33	100.0	33	81.8	15	100.0	18	77.8	15	86.7	18	33.3	18	11.1			

District Name	Centre no	Centre name	Dimaledi	Quintile	Accounting		Agricultural Sciences		Business Studies		Economics		English (FAL)		Geography		History		Life Sciences		Mathematical Literacy		Mathematics		Physical Sciences			
					Wrote	% Achieved at 30% and above	Wrote	% Achieved at 30% and above	Wrote	% Achieved at 30% and above	Wrote	% Achieved at 30% and above	Wrote	% Achieved at 30% and above	Wrote	% Achieved at 30% and above	Wrote	% Achieved at 30% and above	Wrote	% Achieved at 30% and above	Wrote	% Achieved at 30% and above	Wrote	% Achieved at 30% and above	Wrote	% Achieved at 30% and above	Wrote	% Achieved at 30% and above
					SISONKE	5313304	Dlangani H	N	2	16	93.8	25	100.0	16	100.0	16	81.3	60	100.0	19	100.0	19	100.0	44	88.6	34	97.1	26
5313402	Drc Senior Secondary	N	3	29		75.9	54	75.9	29	93.1	29	86.2	114	100.0	62	59.7	31	100.0	54	70.4	62	69.4	52	34.6	23	69.6		
5313422	Dulati Combined	N	2	16		87.5			15	53.3	15	40.0	55	98.2			29	96.6	40	42.5	35	82.9	20	10.0	11	18.2		
5313305	Dumabezwe H	N	3	19		68.4	18	94.4	19	89.5	19	94.7	54	100.0	17	100.0	17	100.0	35	68.6	17	94.1	37	37.8	18	55.6		
5313403	Dumakude Senior Secondary	N	1	12		83.3			12	83.3	12	91.7	12	100.0							12	100.0						
5313404	Emaus Senior Secondary	N	2	6		100.0	31	83.9	6	100.0	6	83.3	53	100.0	32	96.9			48	70.8	20	80.0	34	82.4	33	87.9		
5313421	Emtshibeni Secondary	N	3	18		66.7	15	60.0	23	91.3	20	90.0	33	100.0					13	92.3	20	90.0	13	46.2	10	10.0		
5313405	Engwaqa Senior Secondary	Y	2	49		38.8	36	66.7	49	89.8	49	57.1	123	100.0	75	88.0	36	80.6	39	94.9	80	66.3	43	30.2	39	64.1		
5313306	Enhlanhleni Combined	N	3						23	91.3			35	100.0	12	100.0	23	100.0	35	57.1	23	82.6	12	83.3	12	83.3		
5313406	Entsikeni Senior Secondary	N	2	24		75.0	35	91.4	24	100.0	24	95.8	91	100.0	32	96.9	35	100.0	67	80.6	59	72.9	32	81.3	32	84.4		
5313307	Faith-Way Christian	N		2		100.0	3	100.0	5	100.0					3	100.0			10	80.0	9	100.0	4	50.0	1	100.0		
5313202	Franklin S	N	3	9		100.0	53	52.8	9	100.0	9	100.0	70	97.1	51	62.7	40	82.5	21	61.9	40	70.0	30	6.7	10	60.0		
5313330	Ginyane H	N	2	16		68.8	26	80.8	16	87.5	16	81.3	77	93.5	35	28.6	40	60.0	61	44.3	57	77.2	20	45.0	21	47.6		
5313407	Ginyiqhinga Comprehensive H	N	2	4		25.0	24	87.5	12	58.3	13	69.2	50	100.0	22	100.0	14	100.0	38	100.0	22	77.3	28	53.6	23	73.9		
5313208	Glen Edward Senior Secondary	N	3				82	28.0					82	96.3	82	39.0			82	25.6	49	55.1	33	18.2				
5313103	Hlokozi H	N	1	10		80.0	19	63.2	10	80.0	10	90.0	82	95.1	53	83.0	19	100.0	72	50.0	53	77.4	29	27.6	19	73.7		

District Name	Centre no	Centre name	Dimaledi	Quintile	Accounting		Agricultural Sciences		Business Studies		Economics		English (FAL)		Geography		History		Life Sciences		Mathematical Literacy		Mathematics		Physical Sciences			
					Wrote	% Achieved at 30% and above	Wrote	% Achieved at 30% and above	Wrote	% Achieved at 30% and above	Wrote	% Achieved at 30% and above	Wrote	% Achieved at 30% and above	Wrote	% Achieved at 30% and above	Wrote	% Achieved at 30% and above	Wrote	% Achieved at 30% and above	Wrote	% Achieved at 30% and above	Wrote	% Achieved at 30% and above	Wrote	% Achieved at 30% and above	Wrote	% Achieved at 30% and above
					SISONKE	5313408	Ibisi Senior Secondary	N	2	20	60.0	54	77.8	20	90.0	20	75.0	161	100.0	133	77.4	91	83.5	80	55.0	91	72.5	71
5313104	Impiyamandla Junior Secondary	N	2	20		60.0	18	100.0	20	70.0			54	100.0	16	56.3	16	93.8	54	72.2	34	94.1	20	60.0	18	72.2		
5313105	Impunga S	N	2	38		81.6			38	97.4	38	100.0	97	100.0	36	86.1	35	100.0	59	76.3	56	94.6	41	95.1	24	83.3		
5313409	Indawana Senior Secondary	N	1	10		80.0			10	90.0	10	90.0	39	100.0	29	93.1	7	71.4	29	58.6	17	82.4	22	45.5	22	50.0		
5313106	Ixopo H	N	4	18		83.3			27	96.3			26	100.0	70	98.6	26	100.0	43	86.0	52	98.1	51	82.4	37	78.4		
5313410	Jozana Senior Secondary	N	2				13	76.9					30	100.0	17	100.0	17	100.0	25	100.0	26	96.2	4	75.0	4	75.0		
5313203	Kokstad College	N	5	37		100.0			38	100.0					54	100.0	22	100.0	81	92.6	32	100.0	63	63.5	40	90.0		
5313424	Kromhoek Combined	N	1										50	86.0	50	60.0			50	38.0			50	8.0	50	10.0		
5313308	Kwamvimbela S	N	2	11		9.1			26	88.5	11	100.0	26	96.2					15	100.0	14	100.0	12	41.7	15	73.3		
5313107	Kwathathani H	N	2	27		51.9	37	51.4	27	96.3	27	74.1	69	91.3	36	61.1			42	31.0	52	34.6	17	11.8	11	36.4		
5313411	Ladam Senior Secondary	N	1	6		33.3	22	100.0	6	83.3	6	50.0	28	100.0	16	93.8			22	100.0	16	87.5	12	41.7	6	100.0		
5313309	Leshman S	N	2	14		42.9	21	100.0	14	78.6	14	78.6	59	100.0	24	91.7	24	100.0	45	24.4	36	75.0	23	13.0	21	66.7		
5313108	Little Flower S	Y	2	44		79.5			63	100.0	34	100.0	118	100.0	92	97.8	19	84.2	83	98.8	56	94.6	80	72.5	54	90.7		
5313412	Lourdes H	N	1				12	50.0					12	91.7			12	50.0	12	58.3	12	58.3						
5313109	Lusibalukhulu H	N	1	29		20.7	44	84.1	21	81.0	29	89.7	110	99.1	44	47.7	38	97.4	46	54.3	93	78.5	18	55.6	31	71.0		
5313110	Luswazi S	N	1										46	95.7	46	63.0	20	95.0	46	50.0	20	70.0	26	42.3	26	11.5		
5313413	Mabandla Senior Secondary	N	1	24		62.5	17	52.9	24	87.5	24	70.8	60	78.3	36	69.4	17	94.1	19	57.9	41	68.3	19	31.6	19	47.4		
5313310	Madulini S	N	1	13		53.8	25	64.0	17	64.7	13	61.5	38	94.7					25	76.0			38	13.2	20	35.0		
5313311	Mahlahla S	N	1	18	83.3			26	80.8	17	94.1	45	100.0	27	85.2			28	75.0	26	80.8	19	78.9	19	89.5			

District Name	Centre no	Centre name	Dimaledi	Quintile	Accounting		Agricultural Sciences		Business Studies		Economics		English (FAL)		Geography		History		Life Sciences		Mathematical Literacy		Mathematics		Physical Sciences			
					Wrote	% Achieved at 30% and above	Wrote	% Achieved at 30% and above	Wrote	% Achieved at 30% and above	Wrote	% Achieved at 30% and above	Wrote	% Achieved at 30% and above	Wrote	% Achieved at 30% and above	Wrote	% Achieved at 30% and above	Wrote	% Achieved at 30% and above	Wrote	% Achieved at 30% and above	Wrote	% Achieved at 30% and above	Wrote	% Achieved at 30% and above	Wrote	% Achieved at 30% and above
					SISONKE	5313312	Mandadla H	N	2	10	50.0	31	6.5	17	82.4	17	100.0	41	92.7			24	91.7	24	37.5	30	63.3	11
5313313	Mandlezizwe S	N	2	13		69.2	17	58.8	13	76.9	13	69.2	53	98.1	23	69.6	25	80.0	40	52.5	34	61.8	19	31.6	15	66.7		
5313111	Mariathal Combined	N	2	32		84.4			89	96.6	32	100.0	144	100.0	55	100.0	57	98.2	112	83.0	57	94.7	87	63.2	55	85.5		
5313112	Masameni S	N	2	15		86.7	42	69.0	15	100.0	15	80.0	57	100.0	42	81.0			42	59.5	47	74.5	10	100.0	4	75.0		
5313113	Mavangana S	N	2	27		59.3			27	70.4	12	75.0	27	88.9	15	46.7					21	76.2	6	66.7				
5313314	Mdingi H	N	2	10		90.0	17	88.2	10	100.0	10	100.0	50	96.0	23	65.2	23	78.3	17	82.4	23	69.6	27	18.5	17	47.1		
5313425	Mfulamhle Combined	N	2				33	93.9					33	100.0					33	93.9			33	90.9	33	42.4		
5313204	Mount Currie S	N	4	53		35.8			54	85.2	53	62.3			112	82.1	73	89.0	112	61.6	114	91.2	51	52.9	39	71.8		
5313315	Mqulela Junior Secondary	N	2	14		35.7			14	71.4	14	42.9	14	100.0							14	100.0						
5313414	Msudukeni Senior Secondary	N	2	14		92.9	63	92.1	14	100.0	14	92.9	99	100.0	64	89.1	18	100.0	67	89.6	45	88.9	54	44.4	22	95.5		
5313415	Mthwane Senior Secondary	N	2				32	31.3	32	75.0	32	96.9	70	100.0	39	100.0			39	89.7	32	90.6	39	84.6	39	7.7		
5313114	Ncomani H	N	2	20		30.0	29	96.6	20	85.0	31	71.0	105	100.0	17	47.1	64	100.0	29	79.3	70	41.4	35	51.4	21	66.7		
5313316	Ndabakazibuzwa S	N	1	21		95.2	49	55.1	24	79.2	20	90.0	72	68.1	52	34.6			53	30.2	59	42.4	13	38.5				
5313317	Ndabisekhaya H	N	2				27	96.3	27	70.4			26	96.2					27	92.6	27	100.0						
5313115	Ndela S	N	2	18		88.9			26	92.3	18	94.4	38	100.0	20	95.0			20	100.0	20	85.0	18	27.8	12	58.3		
5313318	Ngonyama H	N	2	10		100.0	5	100.0	15	100.0	15	80.0	15	100.0							11	100.0	4	100.0				
5313116	Nokweja S	N	2	23		69.6			56	94.6	23	73.9	68	100.0	31	87.1	14	100.0	45	66.7	47	89.4	21	76.2	12	83.3		
5313416	Nompumelelo Senior Secondary	N	1	8		87.5	22	45.5	8	87.5	30	50.0	69	98.6	39	53.8	21	95.2	61	32.8	43	44.2	26	19.2	18	50.0		
5313117	Nonkwenkwana S	N	2	9		88.9					9	77.8	29	79.3	18	72.2	19	89.5	28	42.9	24	87.5	5	80.0				
5313118	Ntabane H	N	2	77	96.1			77	59.7	77	32.5	130	97.7					53	43.4	77	74.0	53	11.3	53	7.5			
5313319	Ntabende S	N	2	20	95.0	10	60.0					63	98.4	53	60.4	25	100.0	63	61.9	25	72.0	38	42.1	18	44.4			

District Name	Centre no	Centre name	Dimaledi	Quintile	Accounting		Agricultural Sciences		Business Studies		Economics		English (FAL)		Geography		History		Life Sciences		Mathematical Literacy		Mathematics		Physical Sciences	
					Wrote	% Achieved at 30% and above	Wrote	% Achieved at 30% and above	Wrote	% Achieved at 30% and above	Wrote	% Achieved at 30% and above	Wrote	% Achieved at 30% and above	Wrote	% Achieved at 30% and above	Wrote	% Achieved at 30% and above	Wrote	% Achieved at 30% and above	Wrote	% Achieved at 30% and above	Wrote	% Achieved at 30% and above	Wrote	% Achieved at 30% and above
SISONKE	5313320	Ntwasahlobo S	N	2									20	100.0	20	50.0	20	95.0	20	55.0	8	50.0	12	8.3		
	5313328	Pholela Public H	N	3	15	73.3	37	94.6	15	93.3	15	86.7	82	100.0	30	90.0			67	80.6	39	92.3	43	51.2	37	81.1
	5313321	Qulashe Combined	N	1			40	55.0			40	57.5	40	97.5					40	45.0	20	80.0	20	30.0		
	5313329	Ralph Hardingham S	N	1	31	16.1	29	82.8	31	77.4	31	93.5	60	93.3	29	55.2			29	37.9	35	91.4	25	20.0		
	5313322	Ramarobi S	N	1									7	71.4	7	28.6	7	71.4	7	28.6	7	42.9				
	5313417	Rietvlei Senior Secondary	N	3	17	70.6	65	92.3	34	85.3	17	88.2	157	100.0	103	94.2	82	93.9	95	67.4	107	72.9	49	75.5	41	90.2
	5313211	Shayamoya Area S	N	3	36	91.7			70	91.4	36	86.1	160	100.0	124	76.6	78	62.8	36	66.7	95	67.4	65	26.2	36	27.8
	5313119	Sinevuso S	N	2									71	100.0	71	53.5	71	77.5			71	97.2				
	5313418	Singisi Comp H	N	2	19	89.5			23	82.6	19	63.2	50	100.0	24	45.8			24	25.0	31	80.6	19	26.3	27	14.8
	5313323	Siqhoza S	N	1					29	44.8			29	100.0	29	41.4			29	37.9	27	55.6	2	100.0		
	5313120	Sizisizwe S	N	1	28	57.1			69	71.0	28	85.7	101	90.1					73	28.8	41	58.5	60	23.3	32	59.4
	5313324	Skofill S	N	1	9	66.7	17	52.9	9	77.8	9	66.7	36	88.9	10	70.0	10	90.0	27	7.4	10	70.0	26	11.5	17	23.5
	5313325	Sonyongwana H	N	2	18	94.4	32	75.0	18	100.0	18	100.0	95	98.9	45	88.9	36	100.0	41	90.2	36	63.9	59	37.3	41	36.6
	5313121	Thelamuva H	N	2	4	100.0	17	94.1	7	100.0	13	92.3	25	100.0			12	100.0	21	42.9	17	94.1	8	12.5		
	5313205	Thibane Combined	N	1			1	100.0	13	53.8	14	71.4	14	78.6	13	38.5			1	100.0	13	15.4	1	0.0		
	5313123	Ukuthula S	N	2	36	97.2			36	100.0	36	100.0	74	98.6	18	100.0	18	100.0	20	95.0	54	100.0	20	100.0	20	80.0
	5313127	Webbstown	N	2					76	55.3			76	94.7			76	56.6	76	35.5	45	35.6	30	26.7		
	5313326	Zakhezulu H	N	2					11	100.0	11	90.9	11	100.0	11	0.0					9	100.0	2	100.0		
	5313419	Zamokuhle Senior Secondary	N	1	12	91.7	23	30.4	12	58.3	12	91.7	35	94.3	23	47.8			23	34.8			35	5.7		
	5313327	Zashuke H	N	1	8	62.5	5	100.0	9	100.0	8	100.0	41	100.0	33	78.8			32	65.6	28	92.9	13	0.0		
5313420	Zwelinzima Senior Secondary	N	2	13	76.9	24	91.7	13	76.9	13	69.2	96	99.0	59	84.7	59	100.0	83	54.2	69	79.7	27	74.1	23	52.2	

District Name	Centre no	Centre name	Dimaledi	Quintile	Accounting		Agricultural Sciences		Business Studies		Economics		English (FAL)		Geography		History		Life Sciences		Mathematical Literacy		Mathematics		Physical Sciences			
					Wrote	% Achieved at 30% and above	Wrote	% Achieved at 30% and above	Wrote	% Achieved at 30% and above	Wrote	% Achieved at 30% and above	Wrote	% Achieved at 30% and above	Wrote	% Achieved at 30% and above	Wrote	% Achieved at 30% and above	Wrote	% Achieved at 30% and above	Wrote	% Achieved at 30% and above	Wrote	% Achieved at 30% and above	Wrote	% Achieved at 30% and above	Wrote	% Achieved at 30% and above
					UGU	5312101	Bhanyoi S	N	2	18	66.7	27	96.3	18	94.4	18	100.0	83	100.0	45	95.6	38	100.0	65	86.2	38	97.4	45
5312102	Bhekamandelu H	N	1	13		53.8			13	84.6			12	100.0					13	38.5	10	100.0	3	0.0				
5312103	Bhekameva H	N	2	28		50.0	10	90.0	58	82.8	28	50.0	76	100.0	6	83.3	12	91.7	42	81.0	32	84.4	44	65.9	26	65.4		
5312202	Bheki S	N	2	25		60.0	41	73.2	43	81.4	43	53.5	130	99.2	77	72.7	46	95.7	41	56.1	110	79.1	20	50.0	10	60.0		
5312104	Bonguzwane S	N	2	39		17.9	77	42.9	37	64.9	39	43.6	148	99.3	111	52.3			111	41.4	106	53.8	43	34.9	34	58.8		
5312144	Buhlebethu H	Y	1	26		100.0	65	98.5	26	100.0	26	100.0	99	100.0	8	100.0	8	100.0	65	96.9	18	100.0	81	86.4	65	70.8		
5312301	Charles Hlengwa H	N	3	10		10.0			11	54.5	11	45.5	16	100.0	5	40.0			6	50.0	11	45.5	5	20.0	5	0.0		
5312302	Dalisizo H	N	1	10		50.0			10	60.0	10	90.0	27	59.3	17	11.8	17	11.8	17	0.0	17	29.4	9	0.0				
5312105	Dubandela H	N	2	8		50.0			8	75.0	8	62.5	39	97.4	31	80.6	7	100.0	31	71.0	27	81.5	12	50.0	24	75.0		
5312203	Dwalalesizwe H	N	1	27		25.9			27	81.5	56	58.9	56	98.2					29	37.9	27	59.3	29	17.2	29	10.3		
5312204	Ecekeza S	N	1	24		95.8	61	57.4	24	100.0	24	75.0	108	98.1	84	50.0			84	59.5	61	73.8	47	48.9	23	56.5		
5312106	Elwazi H	N	2	12		25.0	21	38.1	14	57.1	12	75.0	51	96.1	26	42.3			16	68.8	27	33.3	24	37.5	16	31.3		
5312332	Emgangeni S	N	2	11		27.3					11	27.3	11	100.0					11	36.4			11	36.4				
5312205	Ezinqoleni Junior Secondary	N	2	26		73.1	33	100.0	25	84.0	26	92.3	86	98.8	44	97.7	27	100.0	33	97.0	27	96.3	59	33.9	16	100.0		
5312206	Gabangezwe S	N	1	41		68.3	38	86.8	41	92.7	41	90.2	79	100.0			25	92.0	38	65.8	66	80.3	13	69.2	13	61.5		
5312207	Galeni H	N	4	37		27.0	32	81.3	37	94.6	37	89.2	106	100.0	37	81.1	37	100.0	32	71.9	69	87.0	37	21.6	32	21.9		
5312208	Gamalakhe Commercial H	Y	4	143		75.5			108	92.6	108	86.1	157	100.0					49	93.9	69	97.1	88	55.7	49	71.4		
5312145	Gobume H	N	1	17		47.1	21	81.0	38	65.8	17	35.3	98	100.0	71	64.8	36	69.4	70	55.7	66	51.5	32	53.1	24	50.0		
5312303	Gugulesizwe S	Y	3	82		67.1			68	94.1	68	89.7	142	100.0	60	86.7	31	96.8	43	100.0	135	97.0	7	71.4	43	25.6		
5312209	Hafuleni Senior Secondary	N	2	21		85.7	20	95.0	21	100.0	21	90.5	86	100.0			45	97.8	65	40.0	45	86.7	41	29.3	20	90.0		
5312210	Harding S	N	4	24	87.5			24	91.7					40	97.5	61	95.1	42	97.6	61	90.2	66	68.2	42	83.3			
5312337	Hlengiwe S	N	3	15	20.0	29	62.1			15	66.7	44	90.9					29	41.4	44	61.4							

District Name	Centre no	Centre name	Dimaledi	Quintile	Accounting		Agricultural Sciences		Business Studies		Economics		English (FAL)		Geography		History		Life Sciences		Mathematical Literacy		Mathematics		Physical Sciences			
					Wrote	% Achieved at 30% and above	Wrote	% Achieved at 30% and above	Wrote	% Achieved at 30% and above	Wrote	% Achieved at 30% and above	Wrote	% Achieved at 30% and above	Wrote	% Achieved at 30% and above	Wrote	% Achieved at 30% and above	Wrote	% Achieved at 30% and above	Wrote	% Achieved at 30% and above	Wrote	% Achieved at 30% and above	Wrote	% Achieved at 30% and above	Wrote	% Achieved at 30% and above
					UGU	5312211	Ingwemabala Comprehensive H	N	3	26	96.2	12	100.0	20	95.0	26	80.8	121	100.0	46	93.5	28	100.0	58	87.9	91	95.6	30
	5312112	Inkosi U-Mdibaniso Comprehensive H	N	2	15	53.3	14	92.9	15	73.3	30	63.3	139	100.0	42	66.7	49	89.8	52	73.1	76	76.3	62	29.0	75	37.3		
	5312113	Inqolobane Junior Secondary	N	1	21	42.9			21	52.4	21	38.1	21	100.0							14	50.0	7	14.3				
	5312304	Inyonemhlophe S	N	2	10	20.0			15	80.0	29	89.7	34	100.0			22	100.0	24	29.2	20	95.0	14	28.6	2	50.0		
	5312114	Isinamuva H	N	2	7	57.1	26	69.2	32	71.9	28	64.3	53	98.1			5	100.0	47	66.0	31	61.3	23	73.9	17	47.1		
	5312212	Jolwayo S	N	2	20	45.0	67	70.1	20	70.0	20	35.0	120	98.3	77	62.3	33	93.9	100	65.0	33	72.7	87	12.6	23	34.8		
	5312115	Khanya H	N	2	40	37.5			39	64.1	40	42.5	71	100.0	32	84.4	24	100.0	32	43.8	52	78.8	20	30.0	8	37.5		
	5312116	Khathi H	N	2	4	50.0	13	69.2	12	100.0			24	100.0			8	100.0	12	50.0	12	100.0	12	50.0	12	25.0		
	5312146	Kwabhavu H	N	1	15	100.0			38	100.0	22	95.5	38	97.4			23	100.0	16	87.5	33	51.5	5	0.0				
	5312147	Kwafica H	N	2	51	35.3	32	71.9	176	83.5	51	47.1	176	95.5			89	73.0	85	44.7	138	80.4	38	42.1	28	64.3		
	5312305	Kwahluzingqondo S	N	2	9	88.9			23	91.3	9	100.0	83	100.0	54	85.2	34	70.6	39	79.5	60	86.7	23	73.9	19	94.7		
	5312306	Kwajabula H	N	2					22	86.4			22	100.0	22	90.9			22	77.3	14	92.9	8	37.5				
	5312215	Kwamasosha H	N	3	16	68.8	59	93.2	16	75.0	16	87.5	94	100.0	53	77.4	20	100.0	79	86.1	19	94.7	75	22.7	26	88.5		
	5312335	Kwaphikaziwa S	N	2							18	55.6	18	100.0	18	61.1			18	50.0	9	55.6	9	11.1				
	5312119	Luthuli H	N	4	57	36.8	79	78.5	57	70.2	57	50.9	244	98.4	108	63.0	72	80.6	79	68.4	141	63.1	104	29.8	79	29.1		
	5312120	Mabiya Senior Secondary	N	1	18	72.2			23	47.8			41	100.0	23	47.8	23	56.5	18	61.1	23	73.9	18	66.7	18	100.0		
	5312121	Mabuthela H	N	1	18	55.6	30	56.7	18	66.7	18	83.3	69	100.0	21	81.0			51	39.2	45	71.1	24	8.3	21	38.1		
	5312264	Mahelane S	N	1	37	59.5	21	81.0	37	81.1	37	81.1	97	91.8	39	66.7	33	97.0	60	55.0	53	73.6	44	27.3	27	22.2		
	5312217	Makhanda H	N	3	27	85.2	78	92.3	24	91.7	25	92.0	104	100.0	60	86.7			80	73.8	84	85.7	21	81.0	20	90.0		
	5312122	Malusi H	N	2	14	100.0	38	97.4	14	100.0	14	92.9	52	100.0	16	56.3			38	94.7	16	100.0	36	100.0	22	100.0		
	5312123	Mangquzuka H	N	2	93	69.9	35	65.7	70	88.6	90	84.4	182	99.5	57	78.9	61	96.7	70	62.9	87	95.4	96	43.8	68	33.8		

District Name	Centre no	Centre name	Dimaledi	Quintile	Accounting		Agricultural Sciences		Business Studies		Economics		English (FAL)		Geography		History		Life Sciences		Mathematical Literacy		Mathematics		Physical Sciences			
					Wrote	% Achieved at 30% and above	Wrote	% Achieved at 30% and above	Wrote	% Achieved at 30% and above	Wrote	% Achieved at 30% and above	Wrote	% Achieved at 30% and above	Wrote	% Achieved at 30% and above	Wrote	% Achieved at 30% and above	Wrote	% Achieved at 30% and above	Wrote	% Achieved at 30% and above	Wrote	% Achieved at 30% and above	Wrote	% Achieved at 30% and above	Wrote	% Achieved at 30% and above
					UGU	5312218	Marburg S	N	5	151	96.7			131	99.2					142	99.3	65	100.0	211	93.8	122	100.0	130
5312267	Margate Middle	N	3	25		92.0			45	100.0									45	75.6	31	100.0	14	78.6				
5312149	Mayiyana H	N	1	18		44.4	42	85.7			26	34.6	42	97.6					24	91.7	26	92.3	16	100.0	16	100.0		
5312220	Mbambi H	N	2	54		81.5	31	93.5	95	91.6	54	100.0	126	99.2			41	92.7	72	68.1	41	92.7	85	18.8	31	74.2		
5312221	Mbonwa S	Y	2	69		30.4	53	52.8	69	53.6	69	40.6	186	96.2	64	85.9	43	79.1	74	48.6	43	74.4	143	23.8	73	19.2		
5312222	Mbusi H	N	2	14		85.7			38	92.1	35	74.3	61	100.0	23	100.0	21	81.0	23	95.7	24	75.0	37	73.0	23	91.3		
5312223	Mcushwa Junior Secondary	N	1	21		42.9			21	57.1	21	76.2	72	100.0	51	80.4	18	100.0	51	62.7	38	78.9	34	55.9	33	81.8		
5312224	Mdlangaswa H	N	2	25		68.0	26	100.0	74	98.6	25	100.0	100	100.0			49	100.0	26	96.2	78	94.9	22	59.1	26	76.9		
5312225	Mdlangathi S	N	2	24		45.8	46	63.0	24	54.2	24	54.2	103	99.0	33	87.9	23	100.0	56	66.1	23	60.9	80	25.0	56	19.6		
5312226	Mdulashi Junior Secondary	N	2	37		73.0	51	92.2	37	75.7	37	78.4	135	99.3	48	52.1	46	76.1	99	50.5	88	62.5	47	23.4	51	45.1		
5312227	Merlewood S	N	3	63		84.1			89	93.3					52	98.1	59	98.3	114	85.1	89	96.6	55	83.6	55	90.9		
5312125	Mfififitha H	N	1								16	93.8	15	100.0			16	68.8	16	12.5	16	100.0						
5312126	Mgamule H	N	2	25		72.0			25	80.0	25	72.0	68	100.0	43	51.2	16	75.0	43	51.2	27	74.1	40	32.5	27	63.0		
5312228	Mgudlwa H	N	2	10		50.0	16	87.5	30	73.3			30	100.0			14	92.9	20	20.0	26	88.5	4	75.0				
5312230	Mlonde H	N	2	26		80.8	35	91.4	26	92.3	26	96.2	97	100.0	36	80.6	36	97.2	34	91.2	59	84.7	38	73.7	35	54.3		
5312268	Mlotshwa Secondary	N		34		58.8							34	100.0	34	100.0			34	100.0	14	100.0	20	65.0				
5312307	Mncindo H	N	1	9		77.8			23	100.0			23	95.7	14	100.0			23	95.7	15	80.0	8	25.0				
5312127	Mngomeni H	N	1	4		75.0	5	100.0			4	25.0	18	88.9	9	66.7			14	78.6	12	91.7	6	83.3	5	80.0		
5312128	Mqhakama H	N	2	12		91.7			29	96.6	28	96.4	89	97.8	32	78.1	2	100.0	60	70.0	52	84.6	38	60.5	27	100.0		
5312231	Mshweshwe H	Y	3	18		72.2			18	94.4	18	94.4	101	100.0	72	79.2	36	91.7	47	76.6	31	100.0	71	67.6	47	63.8		
5312233	Mthusi H	N	2	26	73.1	86	95.3	79	79.7	26	88.5	165	100.0	105	94.3	53	100.0	86	82.6	77	88.3	88	48.9	34	76.5			
5312150	Mtumaseli H	N	1	9	77.8	30	76.7	9	88.9	9	88.9	39	97.4			11	100.0	30	76.7	17	64.7	22	36.4	19	42.1			

District Name	Centre no	Centre name	Dimaledi	Quintile	Accounting		Agricultural Sciences		Business Studies		Economics		English (FAL)		Geography		History		Life Sciences		Mathematical Literacy		Mathematics		Physical Sciences			
					Wrote	% Achieved at 30% and above	Wrote	% Achieved at 30% and above	Wrote	% Achieved at 30% and above	Wrote	% Achieved at 30% and above	Wrote	% Achieved at 30% and above	Wrote	% Achieved at 30% and above	Wrote	% Achieved at 30% and above	Wrote	% Achieved at 30% and above	Wrote	% Achieved at 30% and above	Wrote	% Achieved at 30% and above	Wrote	% Achieved at 30% and above	Wrote	% Achieved at 30% and above
					UGU	5312129	Mtwalume H	Y	1	33	100.0			33	100.0	52	96.2	158	99.4	76	89.5	76	98.7	125	64.8	91	89.0	67
	5312234	Mtwanungamizwe H	N	1	12	58.3	20	35.0	15	80.0	19	57.9	35	100.0			16	100.0	16	37.5	22	59.1	12	25.0	7	100.0		
	5312151	Mvuthuluka S	N	1	8	100.0	16	100.0	17	100.0	9	100.0	25	100.0					17	94.1	8	100.0	17	41.2	8	62.5		
	5312130	Nani Junior Secondary	N	2	18	83.3	7	100.0	19	100.0	18	77.8	55	100.0	30	83.3	30	96.7	36	69.4	45	80.0	10	60.0	7	42.9		
	5312236	Nciya H	N	2	13	92.3	37	81.1	13	92.3	13	100.0	60	100.0	12	75.0	10	100.0	47	72.3	12	91.7	48	33.3	35	62.9		
	5312237	Nkonka H	N	3	37	67.6	22	72.7	37	86.5	59	76.3	107	100.0	48	70.8	25	100.0	22	86.4	84	88.1	23	30.4	22	54.5		
	5312238	Nobamba H	N	3	18	50.0	37	62.2	71	57.7	18	50.0	106	100.0	53	35.8	53	81.1	37	62.2	70	58.6	37	45.9	37	37.8		
	5312333	Nomazwe H	N	1	20	85.0			20	70.0	20	100.0	20	100.0							20	90.0						
	5312239	Nombuso H	N	2	44	97.7	30	100.0	44	100.0	40	97.5	120	100.0	41	92.7	41	100.0	35	100.0	68	94.1	52	84.6	35	97.1		
	5312131	Ntabalukhozi H	N	1	10	80.0	31	93.5	9	100.0	22	100.0	31	100.0							25	96.0	6	33.3				
	5312240	Olwandle H	N	3	28	82.1	29	100.0	28	96.4	28	89.3	83	100.0	26	96.2	26	100.0	29	93.1	26	84.6	57	36.8	29	75.9		
	5312241	Oxford International H	N		18	100.0			44	100.0	40	100.0	72	100.0	48	83.3			70	94.3	35	100.0	53	88.7	44	100.0		
	5312242	Phathwa S	N	3	48	70.8	54	79.6	48	97.9	48	97.9	102	100.0	28	67.9	28	82.1	26	84.6	74	91.9	28	82.1	26	80.8		
	5312308	Phindavele H	N	2	28	46.4	19	68.4	17	47.1	28	78.6	125	99.2	97	69.1			97	46.4	78	69.2	47	31.9	39	64.1		
	5312243	Port Shepstone H	N	5	118	87.3			133	100.0			63	100.0	71	100.0	36	100.0	121	98.3	109	100.0	139	94.2	75	94.7		
	5312244	Port Shepstone International H	N		16	0.0	21	52.4	22	77.3	15	53.3	36	100.0	14	50.0	4	100.0	32	31.3	18	61.1	31	16.1	21	19.0		
	5312245	Port Shepstone Islamic	N		4	100.0			9	100.0					18	100.0			22	100.0	5	100.0	17	100.0	14	57.1		
	5312246	Port Shepstone S	N	4	88	100.0			69	98.6					105	99.0			115	93.9	63	100.0	113	91.2	72	97.2		
	5312247	Qhinqa H	N	2	22	77.3			22	95.5	22	81.8	96	97.9	74	81.1	53	62.3	21	81.0	75	69.3	21	57.1	21	66.7		
	5312309	Qiko H	N	1	14	71.4	14	100.0	25	100.0	25	92.0	48	100.0	9	66.7	9	88.9	14	100.0	34	100.0	14	100.0	14	85.7		

District Name	Centre no	Centre name	Dimaledi	Quintile	Accounting		Agricultural Sciences		Business Studies		Economics		English (FAL)		Geography		History		Life Sciences		Mathematical Literacy		Mathematics		Physical Sciences			
					Wrote	% Achieved at 30% and above	Wrote	% Achieved at 30% and above	Wrote	% Achieved at 30% and above	Wrote	% Achieved at 30% and above	Wrote	% Achieved at 30% and above	Wrote	% Achieved at 30% and above	Wrote	% Achieved at 30% and above	Wrote	% Achieved at 30% and above	Wrote	% Achieved at 30% and above	Wrote	% Achieved at 30% and above	Wrote	% Achieved at 30% and above	Wrote	% Achieved at 30% and above
					UGU	5312310	Robert Hlongwa S	N	3	27	44.4			22	63.6	19	52.6	40	97.5					22	77.3	22	77.3	19
5312311	Roseville S	N	5	47		68.1			143	90.2	40	92.5			95	80.0			36	88.9	166	89.2	22	54.5	17	88.2		
5312336	Samuel Mkhize H	N	1	13		61.5			13	100.0	31	100.0	31	100.0					17	100.0			31	45.2	18	22.2		
5312312	Sanywana H	N	1	4		50.0					9	55.6	23	100.0					19	52.6	5	100.0	18	44.4	14	64.3		
5312313	Saphumula Senior Secondary	N	1										32	100.0	32	100.0	15	100.0			15	80.0	17	5.9	17	17.6		
5312314	Scottburgh H	N	5	43		95.3									68	100.0	29	100.0	68	100.0	33	100.0	70	82.9	38	100.0		
5312248	Sehole Combined	N	4	18		100.0	70	87.1	18	100.0	18	100.0	131	100.0	45	75.6	64	89.1	68	69.1	64	87.5	67	79.1	49	95.9		
5312132	Sibingimfundo H	N	2	28		89.3			28	85.7	28	75.0	92	100.0	30	93.3	34	64.7	30	86.7	75	78.7	17	47.1	17	58.8		
5312133	Sibongujeke Junior Secondary	N	1	12		91.7	12	83.3			12	83.3	12	100.0									12	16.7				
5312134	Sibongumfeka Senior Secondary	N	2	8		50.0					20	70.0	20	95.0					20	30.0	10	80.0	10	40.0	12	16.7		
5312136	Sibukosethu H	N	2						28	78.6			28	100.0	28	85.7			28	78.6	17	94.1	11	54.5				
5312315	Sibuyile Senior Secondary	N	1	2		100.0			9	100.0	20	100.0	27	100.0			19	100.0	25	92.0	12	100.0	15	20.0	6	66.7		
5312316	Sihle H	N	2	27		29.6	149	52.3	27	55.6	27	44.4	235	99.1	149	40.3	59	93.2	149	47.0	163	54.0	72	34.7	59	40.7		
5312249	Sikanisweni S	N	2	14		100.0			14	100.0	14	100.0	59	100.0	45	88.9	29	100.0	45	40.0	29	89.7	30	40.0	16	62.5		
5312317	Singele H	N	3								38	94.7	38	100.0	38	84.2					30	86.7	8	62.5				
5312250	Sinomusa S	N	2	31		51.6	28	100.0	31	80.6	31	74.2	82	100.0	23	95.7	23	100.0	51	66.7	43	86.0	39	43.6	28	46.4		
5312318	Siphapheme H	Y	1	53		45.3			47	87.2	47	72.3	120	100.0	68	98.5	45	97.8	74	91.9	85	96.5	36	75.0	29	72.4		
5312319	Siphephile S	N	2	4		25.0			30	50.0	29	100.0	30	96.7	17	52.9	10	100.0			30	76.7						
5312251	Sister Joans H	N	3	59		45.8			74	75.7	74	58.1	118	100.0	44	95.5	21	90.5	44	86.4	78	88.5	40	82.5	37	100.0		
5312138	Sithokozile Junior Secondary	N	2	6		100.0			9	88.9	12	91.7	60	93.3	51	56.9	31	83.9	17	88.2	55	74.5	5	60.0	14	7.1		

District Name	Centre no	Centre name	Dimaledi	Quintile	Accounting		Agricultural Sciences		Business Studies		Economics		English (FAL)		Geography		History		Life Sciences		Mathematical Literacy		Mathematics		Physical Sciences			
					Wrote	% Achieved at 30% and above	Wrote	% Achieved at 30% and above	Wrote	% Achieved at 30% and above	Wrote	% Achieved at 30% and above	Wrote	% Achieved at 30% and above	Wrote	% Achieved at 30% and above	Wrote	% Achieved at 30% and above	Wrote	% Achieved at 30% and above	Wrote	% Achieved at 30% and above	Wrote	% Achieved at 30% and above	Wrote	% Achieved at 30% and above	Wrote	% Achieved at 30% and above
					UGU	5312320	Sithuthukile S	N	1	19	100.0			19	100.0	19	100.0	27	100.0	8	100.0			8	100.0	10	90.0	17
	5312321	Sivelile Junior Secondary	N	1	26	100.0			26	57.7	28	85.7	48	89.6	20	100.0	13	61.5	22	100.0	16	62.5	30	13.3	9	0.0		
	5312253	Siyaphambili S	N	2	11	81.8	76	89.5	11	90.9	11	90.9	119	100.0	78	82.1	32	96.9	108	41.7	69	94.2	50	34.0	30	53.3		
	5312140	Sizanayo H	N	2	15	40.0							15	100.0	15	66.7					9	88.9	6	33.3	15	26.7		
	5312322	Sizathina Junior Secondary	N	1	54	98.1			38	94.7	38	100.0	54	100.0							38	94.7	16	50.0				
	5312323	Sizophumelela H	N	2	10	50.0			10	100.0	10	70.0	88	100.0	78	61.5	50	80.0	28	82.1	50	82.0	38	21.1	28	42.9		
	5312254	South Coast Academy	N		23	56.5			24	100.0									30	66.7	21	100.0	33	69.7	23	56.5		
	5312265	Sozabe H	N	3	9	100.0	24	100.0	28	89.3	9	77.8	52	100.0			19	94.7	43	65.1	32	90.6	20	45.0	24	66.7		
	5312256	St Martin De Porres Comprehensive	N		5	60.0			2	100.0											3	100.0						
	5312257	Suid-Natal H	N	5	10	100.0			29	96.6			64	100.0	32	93.8			38	97.4	28	100.0	37	51.4	11	81.8		
	5312324	Sukamuva H	N	1	16	81.3			16	25.0	16	87.5	28	96.4	12	100.0			12	100.0	10	60.0	18	66.7	12	100.0		
	5312258	The Woods	N						21	95.2	21	90.5	17	100.0			37	86.5	16	100.0	26	96.2	11	36.4	16	31.3		
	5312142	Thembuzulu S	N	2	7	42.9	19	68.4	7	57.1			37	100.0	18	72.2	18	94.4	30	23.3	18	88.9	19	31.6	12	50.0		
	5312259	Thobigunya H	N	2	19	26.3	44	90.9	19	89.5	19	84.2	88	100.0	25	92.0	25	100.0	44	88.6	45	97.8	44	47.7	44	75.0		
	5312260	Tholimfundo S	N	2	21	76.2	47	63.8	40	75.0	40	77.5	131	96.9	92	70.7	23	78.3	92	51.1	110	73.6	22	81.8	22	90.9		
	5312325	Tholisu S	N	1	13	92.3			28	96.4			39	97.4					26	38.5	22	100.0	17	47.1	11	72.7		
	5312334	Umzinto Islamic	N		10	100.0			21	95.2	26	84.6			26	92.3			13	100.0	17	94.1	23	82.6	19	78.9		
	5312327	Umzinto S	N	5	103	76.7			134	94.8	64	89.1			113	91.2	18	100.0	90	88.9	120	96.7	112	69.6	59	88.1		
	5312261	Umzumbe H	N	3	14	57.1	37	73.0	22	90.9	46	69.6	51	100.0					29	65.5	44	72.7	7	100.0	5	100.0		
	5312328	Vumandaba S	N	3	4	50.0			27	74.1	38	86.8	38	100.0					35	68.6	28	89.3	10	50.0	10	40.0		

District Name	Centre no	Centre name	Dimaledi	Quintile	Accounting		Agricultural Sciences		Business Studies		Economics		English (FAL)		Geography		History		Life Sciences		Mathematical Literacy		Mathematics		Physical Sciences			
					Wrote	% Achieved at 30% and above	Wrote	% Achieved at 30% and above	Wrote	% Achieved at 30% and above	Wrote	% Achieved at 30% and above	Wrote	% Achieved at 30% and above	Wrote	% Achieved at 30% and above	Wrote	% Achieved at 30% and above	Wrote	% Achieved at 30% and above	Wrote	% Achieved at 30% and above	Wrote	% Achieved at 30% and above	Wrote	% Achieved at 30% and above	Wrote	% Achieved at 30% and above
					UGU	5312266	Wesbury College Of Science	N		5	100.0	28	100.0	5	100.0			15	100.0					23	100.0			28
5312143	Zibonele Junior Secondary	N	2	18		72.2	25	96.0	18	94.4	18	83.3	86	98.8	43	65.1	39	69.2	68	70.6	55	74.5	30	63.3	28	60.7		
5312330	Zithokozise H	N	3	19		15.8	3	100.0	23	60.9	18	50.0	38	100.0	12	41.7	16	93.8	3	100.0	32	90.6	6	16.7	3	33.3		
5312263	Zuzicebo H	N	2	15		33.3	32	68.8	15	100.0	15	93.3	56	100.0	9	88.9	9	100.0	32	59.4	35	65.7	21	47.6	32	28.1		
UMGUNGUNDLOVU	5311301	Alexandra H	N	5	28	100.0			110	99.1					42	100.0	60	100.0	144	91.7	126	99.2	67	89.6	53	79.2		
	5311329	Amakholwa S	N	3	58	36.2	19	94.7	88	89.8	88	52.3	107	99.1					19	94.7	62	71.0	45	28.9	19	73.7		
	5311302	Arthur Blaxall	N						10	100.0							14	100.0			14	57.1						
	5311401	Asande S	N	2	14	92.9			14	100.0	14	100.0	64	100.0	50	76.0			50	46.0	40	75.0	24	16.7	11	27.3		
	5311201	Asibemunye H	N	3	49	20.4			49	73.5	49	83.7	115	100.0	66	68.2	37	73.0	29	86.2	67	82.1	48	22.9	29	37.9		
	5311202	Asithuthuke Combined	N	3	4	0.0			7	85.7	7	57.1	7	100.0	3	100.0					7	100.0						
	5311101	Banqobile H	N	3	8	100.0			8	100.0	8	100.0	95	100.0	87	86.2	64	89.1	23	73.9	74	67.6	21	66.7	13	100.0		
	5311203	Bethel Christian Academy	N						1	100.0					1	100.0			2	100.0	2	100.0	1	0.0	1	100.0		
	5311402	Bhekuximba H	N	3	40	57.5			64	100.0	64	98.4	129	100.0	46	78.3			35	100.0	77	98.7	53	34.0	35	68.6		
	5311303	Bongudunga S	N	3	12	41.7			50	82.0	12	83.3	100	99.0	89	67.4	24	91.7	51	43.1	71	76.1	29	20.7	27	22.2		
	5311204	C21 Private	N		16	81.3			12	100.0	6	100.0							17	82.4	9	100.0	14	71.4	11	63.6		
	5311205	Carter H	N	5	58	89.7			99	100.0					123	100.0	45	100.0	114	99.1	75	100.0	114	64.9	56	98.2		
	5311403	Chibelihle Combined	N	2	12	91.7			21	85.7	21	76.2	56	98.2	35	94.3			35	62.9	41	68.3	15	33.3	23	34.8		
	5311330	Chistlehurst Academics & Arts	N		1	100.0			7	85.7											4	100.0	3	33.3				
5311304	Congco H	N	2	17	35.3			17	64.7			38	94.7	21	71.4	21	85.7	38	34.2	22	77.3	16	0.0					
5311102	Cool Air S	N	4	41	70.7			71	98.6	62	80.6							31	67.7	45	97.8	39	61.5	22	45.5			

District Name	Centre no	Centre name	Dimaledi	Quintile	Accounting		Agricultural Sciences		Business Studies		Economics		English (FAL)		Geography		History		Life Sciences		Mathematical Literacy		Mathematics		Physical Sciences					
					Wrote	% Achieved at 30% and above	Wrote	% Achieved at 30% and above	Wrote	% Achieved at 30% and above	Wrote	% Achieved at 30% and above	Wrote	% Achieved at 30% and above	Wrote	% Achieved at 30% and above	Wrote	% Achieved at 30% and above	Wrote	% Achieved at 30% and above	Wrote	% Achieved at 30% and above	Wrote	% Achieved at 30% and above	Wrote	% Achieved at 30% and above	Wrote	% Achieved at 30% and above	Wrote	% Achieved at 30% and above
					UMGUNGUNDLOVU	5311206	Copesville S	N	3	28	46.4			37	78.4	28	57.1	109	100.0	65	93.8	25	92.0	58	60.3	40	90.0	69	34.8	31
	5311207	Dabulamanzi Combined	N	1					29	51.7			29	100.0	29	100.0			29	89.7	17	82.4	12	33.3						
	5311208	Doornkloof Combined	N	3	6	50.0	26	30.8	32	53.1	32	46.9	32	50.0							25	76.0	7	14.3						
	5311209	Dunveria S	N	5	51	96.1			50	100.0					40	92.5	15	100.0	38	94.7	40	100.0	32	68.8	22	86.4				
	5311103	Dwengu H	N	2	9	100.0			23	100.0			23	100.0	23	95.7			14	92.9	16	100.0	7	100.0						
	5311305	Eastwood S	N	4	62	50.0			192	93.2	185	76.8			96	86.5	71	95.8	79	81.0	232	86.2	66	40.9	41	46.3				
	5311146	Ebunguni H	N	2					31	80.6			31	100.0	31	48.4			31	35.5	7	71.4	24	0.0						
	5311210	Edendale Technical H	Y	4	74	73.0					74	68.9	213	100.0					141	73.0			212	37.7	139	47.5				
	5311104	Ekupholeni H	N	3	5	100.0			19	63.2			19	100.0	14	85.7			19	10.5	18	72.2								
	5311211	Eminyezaneni S	N	4	15	73.3			15	100.0	15	86.7	51	100.0	36	88.9	16	100.0	36	30.6	16	87.5	35	37.1	20	20.0				
	5311404	Emzamweni H	N	3	33	78.8	51	86.3	44	97.7	33	63.6	115	100.0	54	88.9	28	96.4	62	90.3	95	91.6	20	95.0	20	95.0				
	5311212	Esther Payne Smith S	N	5					66	92.4					52	36.5			77	57.1	90	81.1								
	5311105	Ezulwini Combined	N	1							25	100.0	25	92.0					25	80.0	16	12.5	9	0.0						
	5311306	Fundokuhle S	N	4	66	28.8			108	63.9	66	34.8	150	98.7	84	59.5			42	83.3	70	74.3	80	42.5	42	64.3				
	5311106	Funundu H	N	2	10	80.0			15	80.0	15	60.0	15	100.0					5	40.0	15	73.3								
	5311107	Gaju S	N	2									20	100.0	20	50.0			20	35.0			20	10.0	20	5.0				
	5311108	Gcewu S	N	1	11	54.5	9	100.0	11	81.8	11	90.9	20	100.0	4	100.0			9	88.9	12	83.3	8	50.0	5	80.0				
	5311109	Georgenau Combined	N	4	20	45.0			20	90.0	20	100.0	56	100.0	36	100.0			36	91.7	32	100.0	24	91.7	36	91.7				
	5311307	Georgetown S	N	3	37	62.2			36	80.6	37	75.7	75	98.7	39	79.5	23	95.7	39	56.4	38	73.7	37	10.8	16	6.3				
	5311405	Gobindlovu Comprehensive H	N	3	13	30.8			47	89.4	14	71.4	133	99.2	107	63.6			105	57.1	90	83.3	43	76.7	84	25.0				
	5311110	Gobizembe H	N	3	17	29.4			17	76.5	16	75.0	54	100.0	37	94.6			37	70.3	31	61.3	23	69.6	20	100.0				

District Name	Centre no	Centre name	Dimaledi	Quintile	Accounting		Agricultural Sciences		Business Studies		Economics		English (FAL)		Geography		History		Life Sciences		Mathematical Literacy		Mathematics		Physical Sciences			
					Wrote	% Achieved at 30% and above	Wrote	% Achieved at 30% and above	Wrote	% Achieved at 30% and above	Wrote	% Achieved at 30% and above	Wrote	% Achieved at 30% and above	Wrote	% Achieved at 30% and above	Wrote	% Achieved at 30% and above	Wrote	% Achieved at 30% and above	Wrote	% Achieved at 30% and above	Wrote	% Achieved at 30% and above	Wrote	% Achieved at 30% and above	Wrote	% Achieved at 30% and above
					UMGUNGUNDLOVU	5311213	Haythorne S	N	5	114	85.1			143	99.3	91	85.7			170	95.9			141	68.8	207	98.6	76
5311214	Heather S	N	5	123		96.7			158	98.7	38	97.4			223	98.2	33	97.0	239	90.4	110	95.5	234	80.8	113	94.7		
5311215	Heritage Academy	N		12		58.3			24	100.0					23	100.0	20	100.0	20	80.0	27	96.3	14	92.9	12	83.3		
5311147	Hope Valley Farm	N	1	3		100.0			3	100.0			3	100.0									3	0.0				
5311216	Howick H	N	5	24		83.3									54	98.1	48	100.0	51	100.0	38	100.0	56	98.2	44	95.5		
5311217	Howick S	N	4	19		100.0			19	100.0	16	100.0			27	100.0	21	100.0	37	100.0	37	100.0	25	88.0	19	94.7		
5311308	Huba H	N	2	16		50.0	18	100.0	16	75.0	16	100.0	56	100.0	22	68.2	22	95.5	40	57.5	22	72.7	34	79.4	18	44.4		
5311309	Ikusaselihle H	Y	2	77		41.6	57	68.4	85	72.9	111	57.7	256	99.6	108	75.9	28	100.0	110	63.6	180	77.8	75	53.3	54	77.8		
5311406	Imbali Junior Secondary	N	2	7		57.1			7	100.0	7	85.7	7	100.0							5	100.0	2	0.0				
5311407	Imvunulo S	N	3	21		28.6			37	91.9	21	61.9	84	100.0	63	79.4	21	100.0	63	49.2	59	81.4	26	73.1	26	84.6		
5311310	Indala H	N	3	20		55.0	29	89.7	20	60.0	20	55.0	158	98.1	110	67.3	110	90.0	67	61.2	110	73.6	49	38.8	29	51.7		
5311111	Inggayizivele Junior Secondary	N	2	21		47.6			21	57.1	21	90.5	21	100.0							21	90.5						
5311408	Inggwangele H	N	3						18	83.3			44	100.0	44	88.6	44	100.0	26	76.9	29	96.6	14	28.6				
5311112	Inhlanhlayabebhuze H	N	3	27		44.4	15	100.0	27	63.0	27	70.4	89	100.0	49	73.5	48	85.4	15	100.0	48	81.3	41	36.6	15	53.3		
5311218	Injoloba S	N	3	26		53.8	23	91.3	54	100.0	26	100.0	126	100.0	57	63.2	50	96.0	40	67.5	103	87.4	24	50.0	23	47.8		
5311113	Inkumane H	N	2	11		0.0			11	90.9	11	100.0	11	100.0									11	0.0				
5311409	Insika Junior Secondary	N	3	18		11.1			18	83.3	18	88.9	49	93.9	31	90.3	31	80.6	31	100.0	31	96.8	18	83.3				
5311334	Intuition College Pmb	N									1	100.0	2	100.0	1	0.0	1	100.0	2	0.0	2	50.0						
5311336	Isibani Academy	N		9		22.2	6	33.3	29	58.6	12	33.3	48	95.8	35	22.9	19	57.9	30	20.0	43	51.2	20	10.0	15	13.3		
5311114	Ismont H	N	2						16	100.0	16	87.5	16	100.0					16	100.0			16	100.0				
5311219	Jabula Combined	N	3	8	50.0			8	87.5			17	100.0	9	88.9			4	100.0	8	100.0	9	33.3	9	77.8			

District Name	Centre no	Centre name	Dimaledi	Quintile	Accounting		Agricultural Sciences		Business Studies		Economics		English (FAL)		Geography		History		Life Sciences		Mathematical Literacy		Mathematics		Physical Sciences			
					Wrote	% Achieved at 30% and above	Wrote	% Achieved at 30% and above	Wrote	% Achieved at 30% and above	Wrote	% Achieved at 30% and above	Wrote	% Achieved at 30% and above	Wrote	% Achieved at 30% and above	Wrote	% Achieved at 30% and above	Wrote	% Achieved at 30% and above	Wrote	% Achieved at 30% and above	Wrote	% Achieved at 30% and above	Wrote	% Achieved at 30% and above	Wrote	% Achieved at 30% and above
					UMGUNGUNDLOVU	5311220	Kharina S	N	5	75	90.7			127	100.0	52	96.2			21	100.0	90	100.0	163	77.9	192	98.4	53
	5311115	Khayelihle H	N	2	18	0.0			23	56.5	18	50.0	43	100.0	25	96.0			25	68.0	20	95.0	23	43.5	20	45.0		
	5311410	Khulekonke S	N	3	28	57.1			28	92.9	28	82.1	100	97.0	72	68.1	40	77.5	32	59.4	45	53.3	55	25.5	32	40.6		
	5311411	Kwamncane H	N	3	17	0.0			17	17.6	17	0.0	112	90.2	96	51.0	27	85.2	96	29.2	64	64.1	47	6.4	32	0.0		
	5311311	Kwapata S	N	3	72	48.6			72	87.5	72	68.1	189	100.0	117	87.2	69	98.6	118	67.8	102	88.2	89	47.2	48	50.0		
	5311412	Laduma H	N	3	29	44.8			29	86.2	29	93.1	68	100.0	39	97.4	16	100.0	39	87.2	42	92.9	26	61.5	23	52.2		
	5311413	Langalakhe H	N	3	10	30.0			10	70.0	10	70.0	79	100.0	69	60.9	47	87.2	69	47.8	47	68.1	32	43.8	22	45.5		
	5311414	Langsyde	N		28	100.0			42	100.0	59	100.0	73	100.0			14	100.0	45	97.8	14	92.9	59	54.2	31	80.6		
	5311221	Linpark H	N	5	39	79.5			57	100.0									26	84.6	25	100.0	90	36.7	43	51.2		
	5311415	Lugaju Junior Secondary	N	2	36	11.1			36	94.4	36	94.4	36	94.4							21	47.6	15	33.3				
	5311416	Luthando H	N	2	9	88.9			42	71.4	21	66.7	42	100.0			26	100.0	21	57.1	33	84.8	8	62.5	7	85.7		
	5311144	Mabomvini Combined	N	1	18	100.0			5	60.0	5	100.0	18	100.0	13	100.0			13	92.3	12	100.0	6	100.0				
	5311116	Madlanyoka H	N	2	39	15.4			39	56.4			39	89.7					39	15.4	18	16.7	21	9.5				
	5311417	Mafahleni H	N	2	11	81.8			28	35.7			28	82.1			17	52.9	28	25.0	14	28.6	14	85.7				
	5311312	Marion H	N		20	70.0			20	90.0	20	80.0			30	93.3			30	83.3			50	24.0	30	53.3		
	5311313	Maritzburg College	N	5	78	100.0					96	99.0			132	100.0	34	100.0	83	100.0	27	100.0	198	89.9	127	100.0		
	5311222	Maritzburg Muslim	N		33	100.0			34	100.0	19	100.0			23	100.0			41	100.0	18	100.0	42	95.2	17	100.0		
	5311117	Masijabule H	Y	2	31	93.5	64	98.4	31	100.0	31	100.0	135	100.0	40	90.0	40	100.0	103	91.3	40	87.5	95	71.6	64	70.3		
	5311418	Masimdumise Junior Secondary	N	3	25	36.0			25	88.0	16	62.5	25	100.0					9	66.7	10	80.0	15	33.3				
	5311118	Matatane S	N	2	29	62.1			61	93.4	61	75.4	92	100.0	15	60.0			31	38.7	32	84.4	59	20.3	25	44.0		
	5311419	Matomela H	N	2	27	88.9			29	100.0	29	93.1	102	100.0	73	86.3	44	100.0	29	100.0	77	83.1	24	75.0	29	51.7		
	5311119	Mayizekanye H	N	1	11	45.5			19	84.2	11	54.5	19	100.0					8	87.5	15	86.7	4	50.0	8	25.0		

District Name	Centre no	Centre name	Dimaledi	Quintile	Accounting		Agricultural Sciences		Business Studies		Economics		English (FAL)		Geography		History		Life Sciences		Mathematical Literacy		Mathematics		Physical Sciences			
					Wrote	% Achieved at 30% and above	Wrote	% Achieved at 30% and above	Wrote	% Achieved at 30% and above	Wrote	% Achieved at 30% and above	Wrote	% Achieved at 30% and above	Wrote	% Achieved at 30% and above	Wrote	% Achieved at 30% and above	Wrote	% Achieved at 30% and above	Wrote	% Achieved at 30% and above	Wrote	% Achieved at 30% and above	Wrote	% Achieved at 30% and above	Wrote	% Achieved at 30% and above
					UMGUNGUNDLOVU	5311420	Mazwendoda Senior Secondary	Y	2	36	77.8					36	94.4	77	100.0	41	73.2			77	44.2	32	75.0	45
5311120	Mbambangalo H	N	3	32		40.6	37	91.9	32	84.4	32	46.9	100	98.0	32	68.8	32	100.0	69	49.3	31	64.5	69	31.9	37	51.4		
5311421	Mconjwana H	N	2	42		85.7	117	95.7	44	100.0	42	100.0	182	100.0	65	95.4	55	100.0	97	97.9	87	95.4	95	76.8	85	92.9		
5311121	Mcoseleli S	N	3	9		77.8			10	100.0	9	88.9	36	94.4	27	88.9	19	100.0	26	57.7	25	96.0	11	54.5	8	100.0		
5311314	Mehlokazulu S	N	4	25		88.0	31	96.8	39	100.0	17	100.0	120	100.0	64	45.3	39	97.4	47	46.8	73	82.2	47	25.5	35	34.3		
5311145	Mjele S	N	2	15		20.0	14	100.0	29	82.8			62	95.2	33	57.6	14	100.0	33	100.0	34	64.7	28	28.6	13	100.0		
5311315	Mkhobeni H	N	3	18		55.6			51	49.0			51	100.0			33	45.5	17	35.3	33	42.4	18	33.3				
5311316	MI Sultan Pmb S	N	5	47		91.5			91	93.4					124	95.2			92	92.4	102	100.0	78	65.4	27	96.3		
5311422	Mlungisi S	N	3	11		54.5			35	65.7	35	37.1	81	100.0	46	76.1	30	100.0	16	62.5	54	77.8	27	44.4	16	50.0		
5311122	Mntonjani S	N	2						22	100.0			21	100.0	22	100.0			21	85.7	17	88.2	5	100.0				
5311423	Mpande H	N	3	38		42.1			47	93.6	37	81.1	81	100.0	34	94.1			45	33.3	68	88.2	13	46.2	11	90.9		
5311123	Mphelandaba S	N	3	33		84.8			33	97.0	33	78.8	33	100.0							25	100.0	8	37.5				
5311124	Mpolweni S	N	3	17		41.2			17	100.0			71	100.0	54	98.1			54	68.5	44	97.7	27	70.4	25	72.0		
5311223	Mpophomeni S	N	3	28		60.7			59	96.6	28	89.3	170	100.0	104	84.6	67	98.5	111	66.7	123	94.3	46	69.6	43	74.4		
5311424	Msimude H	N	3	7		85.7			34	94.1	7	100.0	57	100.0	50	90.0	27	100.0	23	100.0	32	78.1	25	76.0	23	52.2		
5311224	Msunduzi Finishing	N		2		0.0			35	42.9	6	66.7	19	100.0	28	35.7			22	18.2	34	64.7	8	12.5	5	20.0		
5311425	Mtholangqondo S	N	2	4		75.0			29	82.8	29	55.2	29	100.0					25	52.0	24	91.7	5	40.0				
5311125	Mthuli Senior Secondary	N	2	21		47.6	19	89.5	58	58.6	21	71.4	88	97.7	33	63.6			28	71.4	58	77.6	30	60.0	30	56.7		
5311126	Muzikawuthandwa H	N	2	18		94.4			18	100.0			18	88.9					18	100.0	10	90.0	8	75.0				
5311127	Ngangezwe H	N	3	32		43.8			32	71.9	32	78.1	76	100.0	44	97.7	16	100.0	44	84.1	16	93.8	60	28.3	28	85.7		
5311427	Ngcedomhlophe H	N	3	19	100.0			42	100.0	19	100.0	77	100.0	38	89.5	14	100.0	35	68.6	37	94.6	40	55.0	21	52.4			
5311428	Nhlathimbe S	N	2					15	100.0			15	100.0	15	100.0			15	93.3	5	100.0	10	0.0					

District Name	Centre no	Centre name	Dimaledi	Quintile	Accounting		Agricultural Sciences		Business Studies		Economics		English (FAL)		Geography		History		Life Sciences		Mathematical Literacy		Mathematics		Physical Sciences			
					Wrote	% Achieved at 30% and above	Wrote	% Achieved at 30% and above	Wrote	% Achieved at 30% and above	Wrote	% Achieved at 30% and above	Wrote	% Achieved at 30% and above	Wrote	% Achieved at 30% and above	Wrote	% Achieved at 30% and above	Wrote	% Achieved at 30% and above	Wrote	% Achieved at 30% and above	Wrote	% Achieved at 30% and above	Wrote	% Achieved at 30% and above	Wrote	% Achieved at 30% and above
					UMGUNGUNDLOVU	5311225	Nizamia Islamic	N		48	95.8			24	95.8	18	94.4							30	96.7			48
	5311317	Nomaswazi H	N		38	55.3			85	88.2	51	70.6	122	100.0	94	87.2	72	93.1	107	87.9	107	86.9	83	41.0	54	74.1		
	5311128	Nondenisa S	N	2	33	57.6			64	85.9	33	93.9	143	98.6	79	86.1	31	100.0	110	51.8	68	85.3	75	61.3	42	73.8		
	5311226	Northbury Park S	Y	5	126	83.3			71	98.6	71	91.5			71	95.8			55	98.2	159	96.9	92	78.3	81	82.7		
	5311227	Nottingham Road Combined	N	1									37	100.0	37	97.3			37	64.9	20	100.0	17	82.4	17	35.3		
	5311129	Nsikakazi H	N	1	18	5.6			18	72.2	16	43.8	18	72.2									10	100.0	7	0.0		
	5311318	Nsikayethu S	N	4	63	87.3			32	100.0	57	100.0	205	100.0	103	88.3	84	100.0	83	79.5	84	90.5	121	24.8	64	26.6		
	5311130	Nsongeni S	N	1	4	100.0			4	100.0	4	100.0	12	100.0	8	87.5			8	100.0	3	100.0	9	55.6	8	50.0		
	5311228	Nyonithwele S	N	3	25	76.0			25	100.0	25	80.0	110	100.0	54	94.4	33	100.0	58	77.6	67	86.6	43	72.1	32	78.1		
	5311229	Onverweg Combined	N	2	10	40.0			26	46.2			26	76.9	26	46.2			16	25.0	16	81.3	10	50.0				
	5311335	Oxford College	N		6	0.0	3	66.7	8	37.5	8	25.0	11	100.0	7	42.9	3	33.3	8	37.5	15	33.3	5	40.0	3	66.7		
	5311429	Phayiphini S	N	4	43	55.8	57	82.5	43	76.7	43	65.1	110	100.0	67	85.1	10	90.0	54	40.7	97	80.4	13	76.9	13	76.9		
	5311319	Pietermaritzburg Girls` H	Y	5	87	100.0									79	100.0	57	100.0	228	100.0	73	100.0	157	99.4	74	100.0		
	5311430	Qoqisizwe H	Y	3	27	88.9	47	74.5	27	96.3	27	85.2	74	98.6			30	96.7	47	68.1	30	86.7	44	43.2	17	100.0		
	5311230	Raisethorpe S	N	5	212	95.8			164	100.0	95	94.7			139	99.3	35	100.0	132	99.2	120	100.0	194	90.7	77	98.7		
	5311320	Richmond Combined	N	5	33	63.6			60	86.7	60	65.0			29	65.5	29	100.0	29	58.6	56	89.3	33	30.3				
	5311231	Russel H	N	5	22	95.5			61	100.0					21	100.0			62	96.8	54	100.0	46	69.6	20	65.0		
	5311131	Senzakahle S	N	2			28	71.4	28	92.9	9	77.8	28	100.0					19	57.9	16	68.8	12	33.3				
	5311132	Senzosabasha S	N	2	5	80.0			5	100.0	5	100.0	5	100.0									5	0.0				
	5311431	Shayabantu H	N	3	10	100.0			10	100.0	10	100.0	55	100.0	45	91.1	31	93.5	14	92.9	37	81.1	18	66.7	14	64.3		
	5311438	Sibanesihle H	N	3	13	100.0			34	76.5	13	84.6	49	98.0	37	97.3			37	94.6	29	86.2	21	19.0	16	56.3		
	5311232	Sibongumbomvu Combined	N	4					23	100.0			23	100.0	23	100.0			23	73.9	23	100.0						

District Name	Centre no	Centre name	Dimaledi	Quintile	Accounting		Agricultural Sciences		Business Studies		Economics		English (FAL)		Geography		History		Life Sciences		Mathematical Literacy		Mathematics		Physical Sciences			
					Wrote	% Achieved at 30% and above	Wrote	% Achieved at 30% and above	Wrote	% Achieved at 30% and above	Wrote	% Achieved at 30% and above	Wrote	% Achieved at 30% and above	Wrote	% Achieved at 30% and above	Wrote	% Achieved at 30% and above	Wrote	% Achieved at 30% and above	Wrote	% Achieved at 30% and above	Wrote	% Achieved at 30% and above	Wrote	% Achieved at 30% and above	Wrote	% Achieved at 30% and above
					UMGUNGUNDLOVU	5311133	Sibongumusa H	N	2	37	37.8	36	88.9	37	70.3	37	37.8	102	95.1	29	69.0	36	91.7	29	69.0	64	51.6	38
5311134	Sikhulile S	N	2	10		100.0			29	100.0	8	100.0	37	100.0	28	100.0			30	100.0	29	93.1	9	55.6	9	100.0		
5311432	Sikhululiwe S	N	3	12		58.3			31	87.1	12	100.0	55	98.2	24	95.8			43	72.1	29	89.7	26	80.8	24	83.3		
5311233	Silver Heights S	N	5	56		89.3			45	100.0	49	100.0			52	100.0	46	100.0	54	88.9	83	100.0	58	56.9	34	61.8		
5311433	Siminza H	N	2	22		9.1	1	0.0	43	27.9	42	35.7	42	85.7					21	28.6	28	53.6	15	13.3				
5311321	Siqongweni S	N	4	15		66.7			54	100.0	15	93.3	99	100.0	45	71.1			22	72.7	77	88.3	22	72.7	22	54.5		
5311322	Siyahlomula S	N	3	55		56.4			55	83.6	55	50.9	120	100.0	65	87.7	38	100.0	65	66.2	88	90.9	32	81.3	27	55.6		
5311434	Siyanda S	N	3	29		96.6	17	94.1	29	86.2	29	100.0	135	100.0	89	100.0	70	100.0	77	64.9	70	88.6	65	21.5	36	75.0		
5311435	Siyazama S	N	2	5		20.0			41	61.0	5	100.0	67	92.5	62	82.3			62	64.5	36	72.2	31	45.2	26	42.3		
5311234	Smero S	N	3	16		68.8			44	70.5	16	75.0	120	100.0	63	81.0	58	100.0	104	70.2	58	79.3	62	79.0	46	50.0		
5311323	Sobantu S	N	3	13		23.1			34	82.4	13	84.6	87	100.0	54	77.8	34	88.2	35	54.3	67	82.1	21	38.1	20	50.0		
5311135	St Josephs S	N	3	13		38.5			13	92.3			42	100.0	29	96.6			29	51.7	32	100.0	10	70.0	13	30.8		
5311324	Sukuma Comprehensive	N	4	31		51.6			48	79.2	31	74.2	84	100.0	21	85.7			38	57.9	41	82.9	43	86.0	36	77.8		
5311136	Swayimana H	N	2	11		81.8	26	100.0	19	94.7	11	100.0	48	100.0	3	100.0	11	100.0	37	62.2	11	72.7	37	18.9	26	65.4		
5311235	Tendela Combined	N	3										15	93.3	15	60.0			15	40.0	5	60.0	10	30.0	8	12.5		
5311137	Thokozwayo S	N	2	4		100.0			28	100.0	28	96.4	28	100.0					24	100.0	15	100.0	13	100.0				
5311138	Tholizwe S	N	2	14		100.0			34	85.3	34	52.9	66	100.0	52	75.0			32	46.9	20	95.0	46	23.9	32	43.8		
5311139	Thuthukisa S	N	1	44		100.0			44	84.1	44	100.0	44	93.2									44	100.0				
5311337	Tridel Study & Education Centre	N							9	88.9	1	100.0			9	77.8	1	100.0	7	71.4	18	100.0	1	100.0	2	0.0		
5311140	Trustfeed Combined	N	3	12		41.7			12	58.3	12	41.7	61	93.4	49	63.3			49	36.7	49	77.6	12	100.0	15	60.0		
5311325	Umlulama S	N	3	36	25.0			36	88.9	36	77.8	106	99.1	70	52.9	53	84.9	70	44.3	88	58.0	18	38.9	17	70.6			
5311237	Umthombo S	N	4	5	40.0			5	100.0	5	80.0	29	100.0	24	79.2	18	94.4	14	100.0	23	39.1	6	16.7	6	0.0			

District Name	Centre no	Centre name	Dimaledi	Quintile	Accounting		Agricultural Sciences		Business Studies		Economics		English (FAL)		Geography		History		Life Sciences		Mathematical Literacy		Mathematics		Physical Sciences			
					Wrote	% Achieved at 30% and above	Wrote	% Achieved at 30% and above	Wrote	% Achieved at 30% and above	Wrote	% Achieved at 30% and above	Wrote	% Achieved at 30% and above	Wrote	% Achieved at 30% and above	Wrote	% Achieved at 30% and above	Wrote	% Achieved at 30% and above	Wrote	% Achieved at 30% and above	Wrote	% Achieved at 30% and above	Wrote	% Achieved at 30% and above	Wrote	% Achieved at 30% and above
					UMGUNGUNDLOVU	5311436	Umthoqotho H	N	3	39	97.4	35	80.0	43	100.0	39	100.0	143	100.0	60	100.0	60	100.0	85	92.9	85	90.6	58
5311333	Umvuzo S	N	3	29		37.9	27	70.4	29	89.7	29	58.6	92	98.9	36	88.9	36	97.2	26	61.5	36	55.6	56	5.4	27	25.9		
5311141	Unobhala H	N	3	26		92.3			26	100.0	26	53.8	55	100.0	29	100.0			29	100.0	38	100.0	17	76.5	29	51.7		
5311238	Voortrekker H	N	5	13		100.0			70	98.6			55	100.0	12	100.0	41	97.6	61	96.7	54	100.0	66	84.8	50	82.0		
5311142	Wartburg-Kirchdorf	N	4						21	100.0					27	100.0			49	93.9	22	100.0	32	90.6	21	90.5		
5311239	Weston Agricultural College	N	4				12	100.0	19	94.7					14	71.4			28	92.9	28	100.0	17	76.5	13	61.5		
5311331	Willowfountain Intermediate	N	3	20		45.0	12	58.3	20	90.0	20	75.0	43	100.0	23	91.3			23	60.9	18	94.4	25	36.0	11	36.4		
5311240	Woodlands S	N	5	57		75.4			145	97.9	101	80.2			124	96.8	51	98.0	71	88.7	166	98.2	73	64.4	29	93.1		
5311143	Yise H	N	2	30		96.7			22	100.0	31	96.8	31	96.8					10	100.0			31	9.7				
5311326	Zakhe Agricultural College	N					15	86.7	15	93.3			15	100.0					10	60.0	7	85.7	8	87.5	5	100.0		
5311327	Zamazulu S	N	4	69		5.8			85	77.6	70	58.6	155	98.7	85	72.9			85	75.3	132	87.9	23	78.3	70	48.6		
5311328	Zibukezulu Technical	N	4						26	96.2			31	100.0	26	76.9			26	50.0	26	88.5	5	20.0	5	20.0		
5311437	Zuzulwazi Js	N	3										14	100.0	14	100.0			14	100.0			14	85.7	14	64.3		
UMKHANYAKUDE	5111353	Advent Hope Christian	N		7	57.1			7	85.7	7	85.7	8	100.0	5	80.0			10	90.0	7	85.7	10	30.0	7	100.0		
	5111201	Amandla H	N	2	20	90.0	13	100.0	20	95.0	20	100.0	55	100.0	22	100.0	22	100.0	35	88.6	34	97.1	21	57.1	13	76.9		
	5111202	Amandlethu Junior Secondary	N	2			24	91.7					56	92.9	40	70.0	27	63.0	56	69.6	24	58.3	32	46.9	21	76.2		
	5111101	Asiphikelele S	N	2	15	53.3	19	89.5	15	93.3	15	80.0	43	97.7	9	77.8			28	75.0	24	100.0	19	63.2	19	63.2		
	5111203	Bhekindlela H	N	3			14	92.9					33	100.0	19	73.7	20	95.0	33	45.5	20	90.0	13	84.6	13	61.5		
	5111301	Bhevula H	N	1			54	79.6					54	100.0	22	81.8			32	78.1	22	72.7	32	68.8	32	59.4		
	5111302	Bhukwana H	N	1									78	85.9	79	22.8	51	58.8	29	41.4	51	41.2	29	20.7	29	17.2		

District Name	Centre no	Centre name	Dimaledi	Quintile	Accounting		Agricultural Sciences		Business Studies		Economics		English (FAL)		Geography		History		Life Sciences		Mathematical Literacy		Mathematics		Physical Sciences			
					Wrote	% Achieved at 30% and above	Wrote	% Achieved at 30% and above	Wrote	% Achieved at 30% and above	Wrote	% Achieved at 30% and above	Wrote	% Achieved at 30% and above	Wrote	% Achieved at 30% and above	Wrote	% Achieved at 30% and above	Wrote	% Achieved at 30% and above	Wrote	% Achieved at 30% and above	Wrote	% Achieved at 30% and above	Wrote	% Achieved at 30% and above	Wrote	% Achieved at 30% and above
					UMKHANYAKUDE	5111303	Biva Combined	N	2	26	84.6	29	93.1	26	80.8	17	94.1	67	100.0	12	91.7	12	100.0	29	89.7	38	97.4	29
5111102	Bonga S	N	1	14		78.6	16	100.0	14	100.0	14	92.9	73	100.0	22	100.0			59	93.2	25	88.0	48	62.5	37	100.0		
5111103	Bukimvelo H	N	1	20		60.0			20	70.0	20	100.0	67	100.0	46	84.8			47	83.0	49	75.5	18	77.8	16	93.8		
5111104	Cwakeme S	N	2	25		80.0	23	100.0	25	100.0	25	100.0	65	100.0	17	94.1	17	100.0	23	100.0	42	100.0	23	52.2	23	100.0		
5111149	Dlilanga S	N	3	9		55.6			21	100.0	9	88.9	52	100.0	43	86.0			31	54.8	12	91.7	40	20.0	31	25.8		
5111204	Dumangeze S	N	1	27		51.9	15	100.0	66	65.2	27	96.3	81	100.0			39	94.9	54	51.9	66	65.2	15	40.0	15	86.7		
5111105	Emthulasizwe H	N	2	14		64.3			14	92.9			37	100.0	23	78.3			23	91.3	14	92.9	23	26.1	23	60.9		
5111106	Eqakwini H	N	1	21		38.1	21	90.5	21	100.0	21	100.0	62	100.0	20	70.0			21	85.7	42	78.6	21	19.0	14	85.7		
5111307	Esigedeni Junior Secondary	N	1	19		26.3	23	87.0	19	42.1	19	78.9	42	100.0					23	95.7	19	68.4	23	73.9	23	69.6		
5111308	Esiphondweni H	N	1	26		73.1	19	100.0	26	88.5	26	80.8	60	100.0	14	78.6	15	93.3	34	70.6	15	93.3	45	24.4	19	94.7		
5111107	Esiqwini S	N	2	17		47.1	30	60.0	17	64.7	17	82.4	75	90.7	15	66.7			30	66.7	28	39.3	47	21.3	25	60.0		
5111309	Ezibukweni S	N	2	19		73.7	26	80.8	28	82.1	28	96.4	135	99.3	79	81.0			59	86.4	115	80.9	20	100.0	13	76.9		
5111108	Ezifundeni H	N	1	23		17.4	36	36.1	23	78.3	23	39.1	68	97.1	9	55.6	9	100.0	45	42.2			68	14.7	36	8.3		
5111205	Ezinhlabeni S	N	1	36		61.1	44	88.6	36	80.6	36	94.4	92	100.0	12	100.0	12	100.0	56	80.4	19	94.7	73	27.4	44	68.2		
5111206	Gamula Junior Secondary	N	1	20		20.0			20	75.0	20	85.0	20	95.0							20	75.0						
5111109	Gilonki S	N	1	4		25.0	8	100.0	21	100.0			29	100.0					8	75.0	20	75.0	9	55.6	8	62.5		
5111110	Godloza H	N	2	21		66.7			37	94.6	21	95.2	63	96.8	26	65.4			42	69.0	46	71.7	16	50.0	16	81.3		
5111207	Hambisanani H	N	2	43		58.1	36	97.2	43	88.4	43	95.3	111	99.1	32	71.9	32	100.0	68	85.3	71	85.9	40	60.0	36	50.0		
5111310	Hlazazane Junior Secondary	N	2										23	100.0	23	95.7			23	39.1	23	95.7						
5111208	Idundubala S	N	2	45		20.0			45	64.4	45	66.7	45	95.6							23	52.2	22	22.7				
5111311	Igugu Lesizwe S	N	2	62	25.8	81	84.0	63	54.0	63	84.1	208	99.0	129	70.5	54	94.4	90	80.0	114	72.8	95	37.9	65	61.5			
5111111	Ikusasaletu S	Y	2	35	91.4	76	100.0	68	95.6	35	97.1	157	100.0	33	84.8			89	96.6	40	80.0	117	72.6	89	89.9			

District Name	Centre no	Centre name	D	Maledi	Quintile	Accounting		Agricultural Sciences		Business Studies		Economics		English (FAL)		Geography		History		Life Sciences		Mathematical Literacy		Mathematics		Physical Sciences					
						Wrote	% Achieved at 30% and above	Wrote	% Achieved at 30% and above	Wrote	% Achieved at 30% and above	Wrote	% Achieved at 30% and above	Wrote	% Achieved at 30% and above	Wrote	% Achieved at 30% and above	Wrote	% Achieved at 30% and above	Wrote	% Achieved at 30% and above	Wrote	% Achieved at 30% and above	Wrote	% Achieved at 30% and above	Wrote	% Achieved at 30% and above	Wrote	% Achieved at 30% and above	Wrote	% Achieved at 30% and above
						UMKHANYAKUDE	5111209	Ingwavuma H	N	2	45	62.2	53	100.0	45	86.7	71	98.6	98	100.0					53	84.9	71	90.1	27	66.7	27
	5111312	Injula Combined	N	2	21	47.6	24	87.5	21	81.0	21	85.7	63	100.0	9	100.0			33	100.0	37	91.9	26	57.7	42	40.5					
	5111210	Isicelothu H	N	2	35	71.4	26	80.8	36	91.7	35	74.3	120	98.3	45	88.9	17	100.0	45	80.0	100	90.0	21	52.4	40	52.5					
	5111211	Isiphosethu Senior Secondary	Y	2	26	84.6	29	93.1	26	88.5	26	96.2	73	100.0					29	96.6	25	88.0	48	45.8	29	96.6					
	5111212	Isivunguvungu Junior Secondary	N	1	13	30.8	14	92.9	13	53.8	13	69.2	56	75.0	29	55.2	29	75.9	14	100.0	32	62.5	24	33.3	14	78.6					
	5111112	Isolesizwe Senior Secondary	N	1	19	31.6	11	63.6	49	61.2	19	94.7	61	96.7	31	87.1			12	66.7	44	38.6	17	11.8	12	33.3					
	5111213	Jevu Junior Secondary	N	2	50	90.0	40	95.0	50	100.0	50	88.0	120	100.0	30	90.0	25	100.0	45	97.8	59	89.8	60	56.7	45	95.6					
	5111313	Jikijela Junior Secondary	N	2			27	96.3					58	100.0	31	87.1	31	100.0	58	81.0	31	96.8	27	85.2	27	85.2					
	5111261	John Wesley Kosi Bay Private	N		16	93.8			26	100.0			64	100.0	25	96.0	10	100.0	51	94.1	15	93.3	49	65.3	43	72.1					
	5111314	Justice Nxumalo S	N	1	12	66.7	25	96.0	12	100.0	12	91.7	81	98.8	37	67.6	10	100.0	62	71.0	45	77.8	36	47.2	32	56.3					
	5111214	Khobongo Junior Secondary	N	1			10	70.0					23	100.0	13	69.2			23	47.8	13	61.5	10	40.0	11	18.2					
	5111151	Kingdom Christian College	N		23	100.0			31	87.1	27	100.0							10	100.0			33	97.0	22	77.3					
	5111113	Kufezekile S	Y	1	13	46.2	44	90.9	4	100.0	13	76.9	73	100.0	16	93.8	16	93.8	50	86.0	29	89.7	44	79.5	44	84.1					
	5111315	Kwabamba Junior Secondary	N	2	16	50.0	20	80.0	26	50.0	19	78.9	64	96.9	18	33.3	32	71.9	25	68.0	47	55.3	17	35.3	15	60.0					
	5111114	Kwabalawayo S	N	2	23	65.2			40	85.0	23	87.0	40	100.0					17	94.1			40	52.5	17	88.2					
	5111317	Kwagiba H	N	2	9	55.6	36	77.8	9	44.4	9	55.6	73	100.0	28	67.9	28	85.7	36	66.7	28	64.3	45	40.0	36	30.6					
	5111115	Kwagxaba S	N	1	7	42.9	20	40.0	16	25.0	16	43.8	36	75.0			9	0.0	20	45.0	16	43.8	20	20.0	20	10.0					

District Name	Centre no	Centre name	Dimaledi	Quintile	Accounting		Agricultural Sciences		Business Studies		Economics		English (FAL)		Geography		History		Life Sciences		Mathematical Literacy		Mathematics		Physical Sciences			
					Wrote	% Achieved at 30% and above	Wrote	% Achieved at 30% and above	Wrote	% Achieved at 30% and above	Wrote	% Achieved at 30% and above	Wrote	% Achieved at 30% and above	Wrote	% Achieved at 30% and above	Wrote	% Achieved at 30% and above	Wrote	% Achieved at 30% and above	Wrote	% Achieved at 30% and above	Wrote	% Achieved at 30% and above	Wrote	% Achieved at 30% and above	Wrote	% Achieved at 30% and above
					UMKHANYAKUDE	5111216	Langelihle H	N	1					55	80.0			55	100.0			35	88.6	55	69.1	35	100.0	20
	5111318	Lifaletu S	N	2	31	9.7	20	55.0	31	77.4	31	90.3	51	98.0					20	50.0	34	64.7	17	11.8	20	10.0		
	5111255	Lubelo S	N	2			17	100.0	27	100.0			27	100.0					27	100.0	17	100.0	10	100.0	10	80.0		
	5111254	Lubhoko Comprehensive H	N	1			44	100.0					51	100.0	38	78.9			44	90.9	30	93.3	21	33.3	13	100.0		
	5111319	Mabandleni H	N	1	27	51.9	33	81.8	27	88.9	27	96.3	78	97.4	18	72.2	18	94.4	33	90.9	29	75.9	49	26.5	33	39.4		
	5111320	Madlaka Junior Secondary	N	2	16	75.0			16	100.0	16	100.0	22	100.0	6	50.0			6	50.0			22	36.4	6	50.0		
	5111116	Madwaleni S	N	2	28	75.0	27	100.0	28	96.4	28	96.4	80	98.8	25	44.0	25	100.0	27	100.0	51	86.3	29	34.5	27	77.8		
	5111321	Makhasa H	N	2	9	66.7			25	100.0	9	100.0	58	100.0	22	86.4			33	81.8	27	70.4	31	45.2	22	63.6		
	5111322	Malabela Junior Secondary	N	1	19	52.6	44	72.7	19	52.6	19	100.0	78	97.4	15	80.0	15	93.3	44	43.2	15	66.7	63	15.9	44	34.1		
	5111217	Malobeni H	N	1			14	71.4					27	96.3	13	100.0	13	84.6	27	77.8	13	100.0	14	78.6	14	64.3		
	5111323	Mangwazana S	N	2									34	94.1	34	76.5			34	64.7	25	80.0	9	22.2	9	88.9		
	5111218	Manhlenga Junior Secondary	N	1									13	100.0	13	100.0	13	92.3	13	38.5	13	84.6						
	5111324	Mankenke Junior Secondary	N	1	6	83.3			6	100.0	6	100.0	21	100.0	15	93.3	7	100.0	15	53.3	14	85.7	7	57.1				
	5111325	Mantinti H	N	1	26	80.8			26	76.9	26	100.0	26	100.0									26	11.5				
	5111219	Mashalaza H	N	1	43	37.2	51	92.2	43	62.8	43	90.7	135	98.5	41	97.6	41	100.0	51	94.1	41	85.4	94	42.6	51	80.4		
	5111117	Masibonisane S	N	2	13	84.6	28	89.3	63	87.3	30	100.0	178	100.0	47	80.9	41	65.9	62	93.5	87	69.0	91	33.0	34	79.4		
	5111220	Mavela H	N	1	36	66.7	100	86.0	36	94.4	36	100.0	193	100.0	47	70.2	44	63.6	111	71.2	155	88.4	39	84.6	111	44.1		
	5111326	Mavuso H	N	1	15	33.3			15	86.7	15	93.3	38	100.0	23	91.3	23	100.0	23	78.3	19	78.9	19	15.8				
	5111118	Mawombe S	N	2	14	71.4	20	70.0	14	78.6	14	85.7	48	95.8	14	100.0			28	46.4	29	86.2	19	36.8	22	22.7		
	5111119	Mbongeni H	N	1	29	13.8	19	78.9			29	20.7	48	87.5	29	10.3			19	73.7	29	34.5	19	52.6	19	73.7		

District Name	Centre no	Centre name	Dimaledi	Quintile	Accounting		Agricultural Sciences		Business Studies		Economics		English (FAL)		Geography		History		Life Sciences		Mathematical Literacy		Mathematics		Physical Sciences					
					Wrote	% Achieved at 30% and above	Wrote	% Achieved at 30% and above	Wrote	% Achieved at 30% and above	Wrote	% Achieved at 30% and above	Wrote	% Achieved at 30% and above	Wrote	% Achieved at 30% and above	Wrote	% Achieved at 30% and above	Wrote	% Achieved at 30% and above	Wrote	% Achieved at 30% and above	Wrote	% Achieved at 30% and above	Wrote	% Achieved at 30% and above	Wrote	% Achieved at 30% and above	Wrote	% Achieved at 30% and above
UMKHANYAKUDE	5111120	Mbopha H	N	3	48	81.3			31	96.8	31	96.8	122	100.0	61	88.5			91	93.4	70	95.7	52	76.9	47	95.7				
	5111221	Mdladla H	N	1	16	87.5			47	59.6			71	93.0	24	66.7	24	62.5	71	35.2	24	66.7	47	40.4	31	29.0				
	5111327	Mdolomba Junior Secondary	N	2					36	94.4			51	100.0	51	80.4			15	66.7	37	89.2	14	35.7	15	86.7				
	5111328	Mduku H	Y	2	24	50.0			24	100.0	24	100.0	93	96.8	63	81.0	22	63.6	47	83.0	46	87.0	47	57.4	47	76.6				
	5111121	Mdungandlovu H	N	2	25	16.0	26	96.2	38	97.4	25	100.0	64	98.4	13	100.0	13	100.0	26	96.2	30	96.7	34	91.2	26	96.2				
	5111122	Mgwazeni S	N	3	13	38.5	46	78.3	13	84.6	13	76.9	91	96.7	48	62.5	12	66.7	30	76.7	45	62.2	46	69.6	46	67.4				
	5111223	Mhlupheki Junior Secondary	N	1	14	35.7	16	81.3	14	50.0	14	100.0	53	98.1	24	66.7	24	100.0	15	93.3	37	51.4	17	64.7	16	56.3				
	5111329	Mjindi S	N	1	16	68.8	28	92.9	16	81.3	16	81.3	69	100.0	25	56.0	24	100.0	53	43.4	25	60.0	44	52.3	29	75.9				
	5111123	Mkhaliphi H	N	1	26	30.8	37	91.9	24	95.8	53	84.9	92	97.8			29	96.6	39	92.3	48	81.3	44	50.0	25	72.0				
	5111224	Mlingo H	N	2	14	21.4	32	46.9			14	50.0	46	87.0					32	37.5	34	41.2	12	16.7	11	45.5				
	5111330	Mmemezi S	N	2					36	86.1	36	94.4	51	100.0	51	56.9			15	100.0	36	83.3	15	73.3	15	93.3				
	5111124	Mmiso H	N	2	9	66.7	42	40.5	9	88.9	9	88.9	51	100.0	22	36.4			42	38.1	22	36.4	29	31.0	20	40.0				
	5111331	Mntanenkosi	N	1	8	100.0	38	92.1	18	100.0	18	100.0	71	100.0	19	84.2			53	81.1	30	100.0	41	85.4	34	100.0				
	5111332	Moses Zikhali S	N	2	27	66.7			27	96.3	27	100.0	68	100.0	14	71.4	14	100.0	17	88.2	34	91.2	34	67.6	27	44.4				
	5111333	Mpiyakhe H	N	2	26	23.1	18	94.4	26	65.4	26	88.5	100	93.0	34	35.3	34	61.8	40	85.0	34	50.0	66	13.6	22	72.7				
	5111334	Mshanguzana H	N	1	7	85.7	29	89.7	7	100.0	7	100.0	36	100.0					29	79.3	7	100.0	29	72.4	29	89.7				
	5111225	Mshudu Junior Secondary	N	1	17	41.2	17	100.0	17	82.4	17	100.0	76	100.0	33	84.8	33	100.0	26	96.2	44	68.2	32	87.5	26	92.3				
	5111226	Msiyane H	N	2	17	47.1	17	94.1	17	70.6	17	82.4	52	100.0			18	88.9	17	88.2	35	71.4	17	58.8	17	76.5				
	5111352	Mthambalala S	N	1	27	18.5			27	74.1	27	100.0	27	81.5							27	74.1								
5111227	Mthanti Commercial And Technical S	N	2	26	23.1			26	30.8	26	50.0	127	85.0	101	38.6			36	25.0	72	27.8	55	9.1	36	30.6					
5111228	Mtshakela H	N	1	20	90.0			40	97.5	20	90.0	59	100.0			19	89.5	39	53.8	30	86.7	29	24.1	20	60.0					

District Name	Centre no	Centre name	Dimaledi	Quintile	Accounting		Agricultural Sciences		Business Studies		Economics		English (FAL)		Geography		History		Life Sciences		Mathematical Literacy		Mathematics		Physical Sciences			
					Wrote	% Achieved at 30% and above	Wrote	% Achieved at 30% and above	Wrote	% Achieved at 30% and above	Wrote	% Achieved at 30% and above	Wrote	% Achieved at 30% and above	Wrote	% Achieved at 30% and above	Wrote	% Achieved at 30% and above	Wrote	% Achieved at 30% and above	Wrote	% Achieved at 30% and above	Wrote	% Achieved at 30% and above	Wrote	% Achieved at 30% and above	Wrote	% Achieved at 30% and above
					UMKHANYAKUDE	5111229	Mtshelokwane S	N	1	16	75.0			16	100.0	17	100.0	29	100.0	13	84.6			13	92.3	13	92.3	16
5111148	Mtubatuba H	N	3	7		100.0	36	91.7	7	100.0	7	100.0			17	76.5			36	86.1	15	80.0	28	50.0	19	47.4		
5111335	Mtwazi Combined	N	3	15		93.3			16	100.0	16	100.0	50	100.0	37	97.3			36	91.7	19	94.7	33	84.8	36	83.3		
5111260	Mvuzomuhle S	N	3	21		19.0			21	14.3	21	33.3	37	83.8	16	31.3			16	31.3			37	8.1	16	18.8		
5111257	Mzibuli S	N	1				18	66.7					32	100.0	14	71.4	14	100.0	32	31.3	14	85.7	18	33.3	18	38.9		
5111230	Namaneni H	N	1	35		80.0	22	100.0	35	97.1	36	97.2	83	100.0	26	88.5	26	100.0	48	89.6	61	93.4	22	90.9	21	90.5		
5111231	Nansindlela Combined	N	4	15		73.3			15	93.3	15	93.3	25	100.0	10	100.0			10	90.0	10	90.0	15	26.7	10	50.0		
5111125	Ndabazamanina H	N	1										30	100.0	30	83.3	30	100.0	30	90.0	18	50.0	12	25.0				
5111126	Ndabezipezulu S	N	1	31		58.1			13	100.0	27	96.3	43	100.0	16	68.8			30	66.7	31	77.4	12	16.7	12	25.0		
5111232	Ndamkane H	N	2				17	88.2	17	82.4			34	100.0	17	94.1	17	100.0	34	76.5	22	95.5	12	41.7	17	41.2		
5111127	Ndimande H	N	1	8		100.0	64	89.1	8	100.0	8	100.0	72	100.0	33	81.8			64	75.0	37	83.8	35	40.0	31	48.4		
5111233	Ndumo S	N	2	9		77.8	39	76.9	10	100.0	10	90.0	62	100.0			13	100.0	52	69.2	18	88.9	44	31.8	17	64.7		
5111234	Ngazini Junior Secondary	N	2										32	96.9	32	65.6	20	70.0	32	56.3	20	55.0	12	33.3	12	50.0		
5111128	Ngebeza H	N	2	22		27.3			22	95.5	22	90.9	62	98.4	40	85.0	11	100.0	29	96.6	33	84.8	29	44.8	29	72.4		
5111336	Nhlambanyathi Junior Secondary	N	2										13	100.0					13	76.9			13	46.2	13	53.8		
5111235	Nhlange Junior Secondary	N	2										48	100.0			32	96.9	48	72.9	32	100.0	16	87.5	16	62.5		
5111236	Nhlanhlivele Junior Secondary	N	1										26	100.0	26	46.2	15	100.0	26	38.5	15	53.3	11	54.5	11	18.2		
5111129	Nhliziyo S	N	2	18		44.4			18	100.0	18	94.4	51	96.1	33	60.6	18	77.8	15	66.7	35	80.0	16	56.3	15	53.3		
5111347	Nkanyiso S	N	1	9		66.7			27	92.6	9	88.9	27	96.3					17	82.4			27	33.3	18	61.1		
5111130	Nkodibe S	N	3	31	51.6	85	77.6	31	90.3	31	80.6	203	100.0	88	64.8	40	95.0	99	62.6	121	52.9	82	24.4	51	88.2			

District Name	Centre no	Centre name	Dimaledi	Quintile	Accounting		Agricultural Sciences		Business Studies		Economics		English (FAL)		Geography		History		Life Sciences		Mathematical Literacy		Mathematics		Physical Sciences			
					Wrote	% Achieved at 30% and above	Wrote	% Achieved at 30% and above	Wrote	% Achieved at 30% and above	Wrote	% Achieved at 30% and above	Wrote	% Achieved at 30% and above	Wrote	% Achieved at 30% and above	Wrote	% Achieved at 30% and above	Wrote	% Achieved at 30% and above	Wrote	% Achieved at 30% and above	Wrote	% Achieved at 30% and above	Wrote	% Achieved at 30% and above	Wrote	% Achieved at 30% and above
					UMKHANYAKUDE	5111150	Nkombose S	N	3								31	100.0	31	96.8			31	83.9	19	94.7	12	33.3
	5111131	Nkosana H	N	2	26	38.5			26	76.9	26	76.9	96	100.0	70	88.6	32	100.0	38	97.4	58	62.1	38	71.1	38	94.7		
	5111132	Nkosikayingangathi S	N	2	27	74.1			29	100.0	20	100.0	48	100.0	21	100.0			28	85.7	24	95.8	24	41.7	19	68.4		
	5111337	Nobiya H	N	2									32	96.9	25	68.0			14	64.3	25	64.0	7	42.9	7	85.7		
	5111237	Nodineka Junior Secondary	N	1	65	46.2	24	100.0	65	92.3	65	96.9	112	100.0	23	91.3	23	100.0	24	87.5	91	81.3	21	85.7	24	100.0		
	5111133	Nomathiya S	N	3	31	48.4	68	89.7	80	67.5	31	71.0	148	100.0	81	80.2			68	82.4	13	92.3	135	23.7	104	44.2		
	5111134	Nondumiso S	N	2	29	27.6			54	85.2	29	100.0	84	96.4	30	43.3			55	60.0	59	42.4	25	32.0	25	48.0		
	5111238	Nothando H	N	1	15	100.0	39	97.4	15	93.3	15	86.7	74	94.6	59	84.7			59	79.7	39	89.7	35	48.6	20	60.0		
	5111239	Nqobizazi Junior Secondary	N	2	21	47.6	36	80.6	22	72.7	25	88.0	58	100.0					37	81.1	24	79.2	34	44.1	33	42.4		
	5111240	Nsalamanga H	N	1	41	61.0	30	93.3	41	82.9	41	92.7	80	100.0	32	65.6	8	87.5	39	76.9	38	84.2	42	64.3	31	74.2		
	5111135	Ntaminemidwa H	N	1	20	100.0			20	100.0			20	95.0					20	15.0	12	100.0	8	25.0				
	5111338	Ntshingwayo S	N	2	23	34.8			23	56.5	23	91.3	23	100.0									23	34.8				
	5111339	Ntsinde Commercial H	N	2	12	16.7			37	54.1	19	47.4	37	86.5									36	5.6				
	5111241	Nyamane S	N	2	19	78.9	62	74.2	21	90.5	19	100.0	81	100.0			42	92.9	62	83.9	60	96.7	21	81.0	18	44.4		
	5111136	Phiwamandla S	N	1	20	30.0			20	75.0	20	80.0	56	100.0	20	65.0	20	90.0	16	75.0	40	70.0	16	31.3	16	50.0		
	5111263	Phumlani S	N	2									25	100.0	25	96.0	10	100.0	15	93.3	10	100.0	15	53.3	15	100.0		
	5111242	Phungaza H	N	1	63	7.9	47	53.2	63	25.4	63	47.6	171	79.5	61	23.0	61	39.3	47	46.8	124	40.3	47	34.0	47	31.9		
	5111243	Qoshama Senior Secondary	N	2	13	30.8	15	100.0	19	100.0	13	69.2	32	100.0	20	100.0			14	100.0	20	70.0	13	38.5	5	100.0		
	5111340	Sandlasenkosi S	N	2									34	94.1	34	47.1			34	52.9			34	14.7	34	2.9		
	5111244	Shayina H	N	2	17	52.9	30	70.0	17	70.6	17	88.2	89	100.0			42	92.9	59	42.4	42	59.5	47	23.4	30	43.3		
	5111245	Shengeza H	N	1	36	30.6			74	67.6	36	86.1	93	100.0					57	49.1	69	78.3	23	60.9	19	57.9		

District Name	Centre no	Centre name	Dimaledi	Quintile	Accounting		Agricultural Sciences		Business Studies		Economics		English (FAL)		Geography		History		Life Sciences		Mathematical Literacy		Mathematics		Physical Sciences			
					Wrote	% Achieved at 30% and above	Wrote	% Achieved at 30% and above	Wrote	% Achieved at 30% and above	Wrote	% Achieved at 30% and above	Wrote	% Achieved at 30% and above	Wrote	% Achieved at 30% and above	Wrote	% Achieved at 30% and above	Wrote	% Achieved at 30% and above	Wrote	% Achieved at 30% and above	Wrote	% Achieved at 30% and above	Wrote	% Achieved at 30% and above	Wrote	% Achieved at 30% and above
					UMKHANYAKUDE	5111137	Shiyinkosi S	N	3	7	100.0			26	69.2	28	64.3	65	100.0	32	84.4	8	100.0	28	67.9	35	77.1	28
5111246	Sibhamu H	N	1				41	97.6					68	100.0	57	84.2	23	100.0	68	83.8	23	65.2	45	8.9	15	80.0		
5111138	Sibongasonke Junior Secondary	N	1										39	100.0	39	100.0	22	95.5	17	100.0	22	95.5	17	70.6	17	70.6		
5111139	Silethukukhanya H	N	3	31		74.2	16	100.0	14	92.9	20	70.0	101	100.0	18	100.0			37	89.2	15	73.3	85	47.1	62	48.4		
5111341	Sinethezekile Combined	N	2	80		86.3	50	96.0	114	90.4	80	93.8	230	99.6			44	100.0	115	80.0	166	94.0	64	76.6	78	76.9		
5111140	Siphosabadletshe H	Y	1	11		100.0	20	100.0	11	100.0	11	100.0	60	100.0	29	96.6			49	98.0	19	100.0	41	51.2	30	100.0		
5111247	Sithembinhlhla S	N	1	36		52.8	27	96.3	36	77.8	36	100.0	80	98.8	17	76.5	17	94.1	27	70.4	53	73.6	27	37.0	27	59.3		
5111348	Siyaphambili S	N	2	9		100.0			9	100.0	9	100.0	23	100.0	14	92.9			14	92.9	9	100.0	14	50.0	14	64.3		
5111141	Siyaqala S	N	2	15		60.0	30	70.0	17	88.2	15	93.3	68	97.1	25	92.0			51	35.3	31	74.2	37	18.9	28	25.0		
5111142	Siyelulama H	N	2	28		100.0	24	100.0	28	82.1	28	82.1	74	94.6	22	36.4			46	37.0	50	52.0	24	16.7	24	33.3		
5111248	Sizaminqubeko Combined	N	2	20		65.0	7	71.4	20	80.0	20	85.0	54	100.0			21	100.0	34	41.2	41	80.5	13	38.5	13	53.8		
5111143	Somfula S	N	2	39		56.4	59	88.1	39	82.1	39	92.3	120	97.5	22	95.5	22	100.0	81	76.5	82	87.8	38	57.9	23	95.7		
5111249	Star Of The Sea H	N	2	18		94.4			61	100.0	18	100.0	84	100.0	23	100.0	23	100.0	66	93.9	37	100.0	47	78.7	43	100.0		
5111342	Sukasambe Junior Secondary	N	1	13		69.2	20	100.0	13	38.5	13	84.6	33	90.9					20	85.0			33	97.0	20	100.0		
5111144	Thekelisulwazi S	N	2										50	100.0	50	70.0			50	76.0	30	73.3	20	70.0	20	45.0		
5111250	Thongwana Junior Secondary	N	1	22		63.6			22	100.0	22	100.0	85	100.0	63	95.2	41	100.0	22	100.0	62	85.5	22	45.5	22	100.0		
5111145	Thulasibone H	N	1	21		42.9			43	39.5	21	71.4	43	93.0			3	100.0	22	54.5	24	75.0	19	63.2	19	52.6		
5111262	Ubombo Technical & Commercial	N	2	60		70.0	105	98.1	147	96.6	118	83.9	315	100.0	154	95.5	26	100.0	149	81.9	182	97.8	143	52.4	107	57.9		
5111146	Umfolozi H	N	4	21		76.2	55	81.8	57	96.5	21	90.5	159	100.0	77	88.3	44	100.0	96	65.6	83	75.9	78	70.5	57	87.7		

District Name	Centre no	Centre name	Dimaledi	Quintile	Accounting		Agricultural Sciences		Business Studies		Economics		English (FAL)		Geography		History		Life Sciences		Mathematical Literacy		Mathematics		Physical Sciences					
					Wrote	% Achieved at 30% and above	Wrote	% Achieved at 30% and above	Wrote	% Achieved at 30% and above	Wrote	% Achieved at 30% and above	Wrote	% Achieved at 30% and above	Wrote	% Achieved at 30% and above	Wrote	% Achieved at 30% and above	Wrote	% Achieved at 30% and above	Wrote	% Achieved at 30% and above	Wrote	% Achieved at 30% and above	Wrote	% Achieved at 30% and above	Wrote	% Achieved at 30% and above	Wrote	% Achieved at 30% and above
UMKHANYAKUDE	5111147	Vezobala Junior Secondary	N	2	12	50.0			12	100.0	12	100.0	71	100.0	59	76.3			30	76.7	39	69.2	32	68.8	30	70.0				
	5111343	Vukani-Bantwana H	N	1	26	76.9	28	46.4	26	65.4	26	92.3	69	94.2	21	47.6	21	100.0	22	86.4	48	47.9	21	23.8	22	31.8				
	5111251	Vulakwenile Junior Secondary	N	2	28	53.6	24	66.7	46	100.0	45	97.8	87	100.0	35	71.4	45	100.0	24	79.2	35	71.4	52	19.2	24	20.8				
	5111258	Zamintuthuko S	N	1			55	98.2					55	100.0					55	100.0	55	87.3								
	5111252	Zandlazethu H	N	2	29	65.5	64	78.1	29	100.0	29	96.6	93	98.9	9	77.8			55	56.4	77	81.8	16	43.8	15	93.3				
	5111344	Zenzeleni S	N	2	12	41.7	58	74.1	12	41.7	12	58.3	85	100.0	15	73.3	15	73.3	73	67.1	45	77.8	40	47.5	28	67.9				
	5111253	Zombizwe H	N	2	7	100.0	5	100.0	7	100.0	7	100.0	16	100.0	9	100.0			9	100.0	2	100.0	14	100.0	4	100.0				
UMLAZI	5411301	Adams College	N	4	145	98.6			37	100.0	37	100.0	242	100.0	97	97.9			188	100.0			242	83.9	205	99.0				
	5411243	African Vision S	N		15	0.0	12	33.3	42	19.0	33	9.1	47	91.5	37	21.6	23	65.2	46	15.2	59	30.5	32	9.4	23	13.0				
	5411101	Aj Mwelase S	N	4	19	42.1			36	77.8	25	64.0	61	100.0	6	100.0			19	78.9	34	79.4	27	40.7	20	55.0				
	5411201	Al-Falaah College	N		37	100.0			46	100.0					52	100.0			46	100.0	13	100.0	73	100.0	38	100.0				
	5411302	Amanzimtoti H	N	5	29	100.0			71	100.0					72	98.6	1	100.0	57	94.7	45	100.0	96	76.0	56	96.4				
	5411250	Anchorlite Independent	N		10	30.0			43	65.1	14	28.6	20	100.0	30	36.7	6	83.3	27	18.5	37	59.5	23	8.7	12	25.0				
	5411102	Apollo S	N	5	62	91.9			134	99.3	2	100.0			64	98.4	68	100.0	83	100.0	93	98.9	122	78.7	76	88.2				
	5411103	Arena Park S	N	5	92	98.9			148	96.6	37	100.0			76	96.1			123	100.0	107	99.1	137	97.1	82	100.0				
	5411104	Asoka S	N	4	21	90.5			75	93.3					75	92.0			97	80.4	103	90.3	49	65.3	32	87.5				
	5411203	Bechet S	N	5	56	78.6			131	96.9					130	86.9	46	100.0	129	65.1	186	93.5	52	82.7	27	88.9				
	5411204	Bonela S	N	4	25	96.0			85	96.5	18	94.4			11	81.8	29	96.6	77	46.8	114	87.7	36	41.7	26	84.6				
	5411105	Brettonwood H	Y	5	50	90.0			73	93.2	29	100.0			69	97.1			79	88.6	62	93.5	115	70.4	62	82.3				
	5411106	Brindhavan S	N	4	6	100.0			61	90.2					31	100.0			81	84.0	80	93.8	46	78.3	38	84.2				
5411205	Burnwood S	N	5	21	66.7			99	93.9					61	70.5	76	96.1	59	94.9	122	89.3	37	73.0	26	88.5					
5411206	Centenary S	N	5	111	84.7			90	100.0	34	94.1			83	98.8	60	96.7	115	90.4	139	98.6	109	72.5	74	81.1					

District Name	Centre no	Centre name	Dimaledi	Quintile	Accounting		Agricultural Sciences		Business Studies		Economics		English (FAL)		Geography		History		Life Sciences		Mathematical Literacy		Mathematics		Physical Sciences			
					Wrote	% Achieved at 30% and above	Wrote	% Achieved at 30% and above	Wrote	% Achieved at 30% and above	Wrote	% Achieved at 30% and above	Wrote	% Achieved at 30% and above	Wrote	% Achieved at 30% and above	Wrote	% Achieved at 30% and above	Wrote	% Achieved at 30% and above	Wrote	% Achieved at 30% and above	Wrote	% Achieved at 30% and above	Wrote	% Achieved at 30% and above	Wrote	% Achieved at 30% and above
					UMLAZI	5411303	Charles Sabelo H	N	3	12	0.0			11	63.6	12	50.0	62	100.0	50	86.0	31	74.2	26	88.5	35	74.3	26
5411107	Chatsworth S	N	5	26		65.4			94	78.7					73	61.6			63	63.5	109	89.0	27	40.7	26	46.2		
5411207	Chesterville Extension S	N	5	61		95.1			61	98.4	61	98.4	133	100.0	19	84.2	11	100.0	72	66.7	81	93.8	51	29.4	42	45.2		
5411208	Chesterville S	N	3	22		86.4	29	89.7	87	93.1	22	100.0	120	100.0	29	100.0			51	72.5	65	89.2	54	37.0	33	69.7		
5411209	Christian H	N		29		55.2	20	75.0	79	68.4	74	35.1	137	98.5	112	73.2	50	90.0	131	58.8	92	71.7	124	36.3	89	37.1		
5411401	Clairwood S	Y	5	46		78.3			174	81.6	40	90.0			101	70.3			84	59.5	127	71.7	147	32.7	60	65.0		
5411210	Crescent Girls` H	N		40		100.0			81	100.0	24	100.0			30	100.0			83	100.0	16	100.0	85	92.9	45	100.0		
5411109	Crossmoor S	N	4	137		99.3			189	100.0	46	100.0			208	99.0			193	97.4	161	100.0	196	97.4	106	99.1		
5411211	Danville Park Girls` H	N	5	63		100.0			30	100.0					75	100.0	52	100.0	143	100.0	35	100.0	156	100.0	90	100.0		
5411402	Dloko H	N	4	17		41.2			17	100.0	17	88.2	68	100.0	51	70.6	36	75.0	39	87.2	36	63.9	32	84.4	15	93.3		
5411304	Dr Nembula H	N	3	56		23.2			27	92.6	27	74.1	91	96.7	35	48.6	35	94.3	64	23.4	62	59.7	29	6.9	29	10.3		
5411143	Dumisani Makhaye H	N	3	37		40.5	31	71.0	69	78.3	37	48.6	115	100.0	16	93.8			79	51.9	33	66.7	85	22.4	48	62.5		
5411212	Durban Academy H	N	5	26		84.6			68	98.5			16	100.0	64	92.2	25	100.0	50	92.0	88	98.9	46	67.4	24	79.2		
5411110	Durban Girls` H	Y	5	78		100.0			54	100.0					98	100.0	72	100.0	262	100.0	95	100.0	198	100.0	126	100.0		
5411214	Durban Girls` S	N	5	49		57.1			64	100.0					44	100.0	45	100.0	85	100.0	77	100.0	55	69.1	21	85.7		
5411215	Durban H	N	5	57		98.2					60	98.3			88	98.9	64	100.0	87	98.9	43	100.0	154	91.6	113	92.0		
5411253	Durban Matric & Fet Academy	N		10		20.0	4	50.0	20	95.0	12	25.0	21	100.0	10	90.0	7	100.0	20	100.0	11	100.0	23	26.1	15	26.7		
5411216	Durban North College	N	5	26		100.0			42	97.6			11	100.0	52	100.0			65	96.9	38	100.0	58	98.3	39	92.3		
5411344	East Coast Christian College	N		4		25.0			9	100.0									4	100.0	7	100.0	7	71.4	5	100.0		
5411108	Eden College Durban	N		11		100.0			12	100.0					9	100.0	13	100.0	30	100.0	6	100.0	33	100.0	23	100.0		
5411217	Effingham S	N	4	66	97.0			119	98.3	40	97.5			104	99.0			96	95.8	75	98.7	136	81.6	72	95.8			
5411403	Ekwazini H	N	4	30	100.0			30	100.0	30	96.7	176	91.5	121	42.1	114	83.3	32	87.5	114	42.1	62	27.4	32	93.8			

District Name	Centre no	Centre name	Dimaledi	Quintile	Accounting		Agricultural Sciences		Business Studies		Economics		English (FAL)		Geography		History		Life Sciences		Mathematical Literacy		Mathematics		Physical Sciences			
					Wrote	% Achieved at 30% and above	Wrote	% Achieved at 30% and above	Wrote	% Achieved at 30% and above	Wrote	% Achieved at 30% and above	Wrote	% Achieved at 30% and above	Wrote	% Achieved at 30% and above	Wrote	% Achieved at 30% and above	Wrote	% Achieved at 30% and above	Wrote	% Achieved at 30% and above	Wrote	% Achieved at 30% and above	Wrote	% Achieved at 30% and above	Wrote	% Achieved at 30% and above
					UMLAZI	5411404	Embizweni H	Y	3	43	65.1			22	100.0	56	87.5	145	99.3	102	69.6	21	81.0	89	64.0	35	94.3	110
	5411405	Enaleni S	N	4	35	37.1			45	66.7	35	62.9	102	100.0	39	35.9	39	87.2	36	63.9	60	43.3	42	9.5	28	10.7		
	5411306	Esizibeni Sivananda Vaswani Comp H	N	3	30	86.7			20	100.0	71	69.0	192	98.4	138	83.3	43	100.0	98	80.6	109	70.6	84	36.9	79	62.0		
	5411218	Fairvale S	N	5	71	64.8			149	96.0	38	78.9			32	78.1	53	100.0	118	57.6	172	97.1	56	64.3	41	87.8		
	5411307	Folweni H	N	3	15	100.0			15	100.0	15	86.7	74	100.0	59	94.9	12	100.0	47	85.1	50	100.0	24	79.2	46	32.6		
	5411308	Fundinduku S	N	3	6	100.0	32	25.0	6	100.0	6	100.0	38	100.0			25	100.0	32	46.9	25	92.0	13	0.0	7	100.0		
	5411219	Futura H	N		70	51.4	55	89.1	166	84.9	107	72.9	244	99.2	141	77.3	16	93.8	214	70.6	150	80.0	200	29.0	89	51.7		
	5411406	Ganges S	N	4	45	80.0			169	92.3	29	96.6			160	91.3	23	100.0	159	61.6	202	89.6	29	96.6	34	82.4		
	5411220	George Campbell Technical H	Y	5									11	100.0							43	100.0	150	81.3	146	88.4		
	5411111	Glover S	N	5					70	60.0									33	48.5	86	70.9	9	55.6	8	37.5		
	5411112	Glenwood H	Y	5	60	93.3			92	100.0					62	100.0	61	100.0	35	97.1	55	100.0	194	93.8	185	91.4		
	5411221	Grosvenor Boys` H	N	5	22	95.5			38	100.0					81	97.5			66	89.4	38	100.0	87	62.1	58	89.7		
	5411222	Grosvenor Girls` H	N	5	29	82.8			51	100.0					34	100.0	41	100.0	84	98.8	71	100.0	54	98.1	34	97.1		
	5411309	Hamilton Makhanya S	N	3	17	70.6			43	95.3	17	100.0	43	97.7			12	100.0	26	38.5	29	86.2	15	66.7	14	71.4		
	5411223	Hillgrove S	N	5	34	64.7			99	96.0	14	85.7			119	91.6			158	85.4	85	92.9	108	54.6	59	74.6		
	5411142	Holy Family College	N		11	100.0			1	100.0					24	100.0	31	100.0	44	95.5	18	94.4	45	60.0	28	75.0		
	5411224	Hunt Road S	N	5	37	86.5			35	97.1	54	92.6			22	95.5			22	100.0	25	100.0	49	59.2	20	65.0		
	5411246	Icesa Matric	N		14	71.4			41	75.6	13	84.6	22	95.5	25	60.0	22	81.8	29	51.7	33	66.7	26	11.5	11	0.0		
	5411407	Igagasi H	N	4	57	22.8			57	89.5	57	54.4	145	100.0	84	48.8	47	93.6	88	38.6	102	65.7	43	55.8	42	59.5		
	5411113	Ihsaan Boys` College	N		5	100.0			15	100.0	1	100.0			14	100.0			3	100.0	11	100.0	6	100.0	2	100.0		
	5411114	Ihsaan Girls` College	N		24	100.0			37	100.0					18	100.0			57	96.5	15	100.0	43	86.0	20	100.0		

District Name	Centre no	Centre name	Dimaledi	Quintile	Accounting		Agricultural Sciences		Business Studies		Economics		English (FAL)		Geography		History		Life Sciences		Mathematical Literacy		Mathematics		Physical Sciences			
					Wrote	% Achieved at 30% and above	Wrote	% Achieved at 30% and above	Wrote	% Achieved at 30% and above	Wrote	% Achieved at 30% and above	Wrote	% Achieved at 30% and above	Wrote	% Achieved at 30% and above	Wrote	% Achieved at 30% and above	Wrote	% Achieved at 30% and above	Wrote	% Achieved at 30% and above	Wrote	% Achieved at 30% and above	Wrote	% Achieved at 30% and above	Wrote	% Achieved at 30% and above
					UMLAZI	5411408	Interfellowship Christian	N		19	47.4			37	89.2	34	67.6	35	100.0			38	100.0	23	52.2	37	73.0	20
5411409	Isipingo S	N	4	109		69.7			23	100.0					124	97.6			169	85.8	114	100.0	92	79.3	68	85.3		
5411311	Isisusa S	N	1	13		84.6			13	84.6	13	100.0	18	100.0	5	100.0	5	100.0	5	0.0	18	100.0						
5411249	Islamic Dawah College	N		7		71.4			12	83.3	12	83.3	12	100.0			5	80.0			4	75.0	8	0.0				
5411312	Isolemamba S	N	3	69		69.6			69	100.0	69	92.8	124	100.0	13	100.0	12	91.7	55	94.5	54	100.0	70	87.1	37	100.0		
5411115	Kharwastan S	N	5	133		100.0			189	100.0	39	100.0			88	100.0	90	100.0	278	97.5	75	100.0	289	86.2	165	97.0		
5411313	Khulabebuka S	N	3	21		61.9			18	94.4	18	66.7	29	100.0					19	52.6	17	94.1	12	0.0	11	81.8		
5411116	King Shaka H	N	4	19		78.9	13	76.9	7	100.0	7	85.7	93	100.0	39	84.6	13	100.0	78	46.2	59	79.7	35	34.3	30	36.7		
5411314	Kingsway H	Y	5	65		100.0			76	100.0					51	100.0	64	100.0	153	98.0	34	100.0	190	94.2	129	92.2		
5411315	Kuswag	N	5	7		100.0			24	100.0			84	100.0	22	100.0	38	100.0	21	100.0	52	100.0	32	81.3	18	94.4		
5411316	Kwamakhutha Comprehensive H	N	4	86		45.3			86	94.2	86	65.1	206	100.0	50	84.0	50	100.0	55	96.4	104	81.7	102	31.4	70	100.0		
5411410	Kwamathanda H	N	4	20		30.0			14	100.0	20	90.0	47	100.0	27	92.6			27	88.9	29	89.7	18	16.7	27	51.9		
5411411	Kwamgaga H	Y	4	39		71.8	45	66.7	44	100.0	38	81.6	97	100.0	27	37.0	8	100.0	50	80.0	52	94.2	45	55.6	42	45.2		
5411117	Kwasanti Public S	N	3	58		91.4			125	93.6	42	92.9	176	100.0	65	89.2	67	94.0	112	61.6	73	71.2	103	32.0	45	46.7		
5411225	Lakehaven S	N	5	49		67.3			72	93.1	32	84.4			71	73.2	56	92.9	37	51.4	129	92.2	22	77.3	14	42.9		
5411118	Lamontville H	N	4	63		60.3			58	60.3	63	55.6	148	100.0	69	66.7	22	90.9	26	84.6	85	70.6	62	51.6	42	59.5		
5411317	Lugobe S	N	3	36		44.4			36	100.0	36	97.2	96	100.0	30	50.0			41	63.4			96	9.4	60	78.3		
5411412	Mafumbuka H	N	4	7		57.1			32	90.6	32	46.9	97	100.0	64	62.5	20	100.0	65	41.5	45	64.4	52	30.8	45	37.8		
5411413	Makhumbuza H	N	3	11		72.7	14	42.9	11	81.8	11	72.7	55	96.4	25	12.0	25	48.0	14	28.6	29	24.1	26	23.1	14	14.3		
5411119	Margot Fontein S	N	4	72		70.8	51	100.0	181	97.8	72	98.6	243	100.0	91	97.8	59	100.0	50	98.0	109	93.6	134	66.4	62	85.5		
5411120	Marklands S	N	5	65	95.4			108	100.0							33	100.0	151	75.5	99	100.0	73	79.5	50	100.0			

District Name	Centre no	Centre name	Dimaledi	Quintile	Accounting		Agricultural Sciences		Business Studies		Economics		English (FAL)		Geography		History		Life Sciences		Mathematical Literacy		Mathematics		Physical Sciences			
					Wrote	% Achieved at 30% and above	Wrote	% Achieved at 30% and above	Wrote	% Achieved at 30% and above	Wrote	% Achieved at 30% and above	Wrote	% Achieved at 30% and above	Wrote	% Achieved at 30% and above	Wrote	% Achieved at 30% and above	Wrote	% Achieved at 30% and above	Wrote	% Achieved at 30% and above	Wrote	% Achieved at 30% and above	Wrote	% Achieved at 30% and above	Wrote	% Achieved at 30% and above
					UMLAZI	5411318	Masakhaneni Senior Secondary	N	4	50	46.0	25	56.0	49	89.8	69	78.3	87	100.0	18	100.0			37	64.9	71	77.5	15
	5411414	Mason Lincoln Special	N		8	12.5					8	50.0	8	87.5							8	50.0						
	5411226	Mayville S	N	3	77	62.3			71	64.8	43	93.0	133	100.0	64	62.5	28	96.4	58	32.8	56	44.6	77	19.5	34	29.4		
	5411319	Mbambangwe S	N	3	40	80.0			40	22.5	40	60.0	90	91.1	50	32.0	31	54.8	50	30.0	37	24.3	52	1.9	19	10.5		
	5411320	Mcothoyi S	N	4	26	34.6			26	80.8	26	73.1	95	98.9	69	59.4	48	85.4	22	86.4	48	70.8	47	23.4	21	66.7		
	5411121	Meadowlands S	N	5	42	97.6			88	95.5					67	98.5			44	84.1	128	96.9	49	81.6	34	76.5		
	5411415	Menzi H	N	4	48	100.0			18	100.0	18	100.0	138	100.0	83	100.0	41	100.0	120	97.5	41	100.0	97	95.9	79	100.0		
	5411416	Merebank S	N	5	119	88.2			76	100.0	74	97.3			33	78.8	17	100.0	87	86.2	101	95.0	129	89.1	70	97.1		
	5411321	Mhawu H	N	3	15	80.0			16	100.0	16	100.0	50	100.0	35	100.0	16	100.0	18	83.3	10	60.0	40	75.0	18	83.3		
	5411322	Mnganiwakhe S	N	4	30	6.7			37	94.6	30	40.0	77	90.9	38	94.7	25	80.0	24	87.5	25	72.0	52	15.4	22	18.2		
	5411122	Montarena S	N	4					109	83.5					42	76.2			88	71.6	120	89.2	48	70.8	41	85.4		
	5411417	Mowat Park H	N	5	38	97.4			63	100.0					90	100.0	111	100.0	127	94.5	76	97.4	129	51.9	58	84.5		
	5411323	Mthambo H	N	2	30	0.0			43	90.7	43	97.7	48	87.5					50	100.0			49	0.0	19	57.9		
	5411418	Mziwamandla H	N	4	25	92.0			29	89.7	16	93.8	86	98.8	33	78.8	8	100.0	19	100.0	17	52.9	68	17.6	26	100.0		
	5411324	Nathaniel Sabelo S	N	3	13	7.7			13	69.2			24	100.0	11	100.0			11	63.6	13	69.2	11	18.2	11	72.7		
	5411325	Ndeya Zenex S	N	3	12	8.3			15	93.3	26	96.2	45	100.0					30	100.0	25	100.0	20	100.0	19	100.0		
	5411326	Ndonyela Junior Secondary	N	3	5	100.0			13	100.0	5	100.0	13	100.0	8	12.5			8	50.0	8	37.5	5	100.0				
	5411419	Ndukwenhle H	N	4	9	11.1			9	66.7	9	66.7	32	100.0	24	70.8	16	68.8	24	66.7	24	54.2	9	55.6	8	75.0		
	5411420	New Forest H	N	5	38	86.8			64	98.4					62	98.4	26	100.0	99	100.0	63	100.0	105	84.8	63	95.2		
	5411227	New West S	N	5	123	80.5			90	97.8	60	93.3			94	97.9	29	100.0	142	94.4	140	95.7	189	83.1	112	84.8		
	5411123	Newhaven S	N	4	56	89.3			188	95.7					107	92.5	15	100.0	128	89.8	97	94.8	131	64.9	53	88.7		
	5411327	Nomavimbela H	N	2	8	75.0	28	100.0	8	87.5	8	100.0	36	94.4			14	92.9	28	78.6	19	78.9	17	47.1	14	64.3		

District Name	Centre no	Centre name	Dimaledi	Quintile	Accounting		Agricultural Sciences		Business Studies		Economics		English (FAL)		Geography		History		Life Sciences		Mathematical Literacy		Mathematics		Physical Sciences			
					Wrote	% Achieved at 30% and above	Wrote	% Achieved at 30% and above	Wrote	% Achieved at 30% and above	Wrote	% Achieved at 30% and above	Wrote	% Achieved at 30% and above	Wrote	% Achieved at 30% and above	Wrote	% Achieved at 30% and above	Wrote	% Achieved at 30% and above	Wrote	% Achieved at 30% and above	Wrote	% Achieved at 30% and above	Wrote	% Achieved at 30% and above	Wrote	% Achieved at 30% and above
					UMLAZI	5411228	Northlands Girls' H	N	5	53	96.2			56	100.0					34	100.0	34	100.0	101	100.0	45	100.0	128
5411229	Northwood H	N	5	61		90.2			46	100.0	31	96.8			70	100.0	39	100.0	108	88.9	49	100.0	141	89.4	122	91.8		
5411328	Ntwenhle S	N	3	51		11.8			51	100.0	51	68.6	108	99.1	44	31.8	19	94.7	58	60.3	57	33.3	52	9.6	39	23.1		
5411329	Nwabi H	N	3	12		83.3			14	92.9	15	86.7	29	100.0	18	83.3			15	73.3	11	90.9	19	15.8	15	66.7		
5411230	Oakridge College	N							25	100.0					14	100.0	12	100.0	14	92.9	20	100.0	16	75.0	11	72.7		
5411421	Ogwini Comprehensive	Y	4	63		38.1	188	68.6	50	92.0	62	74.2	547	99.6	265	49.8	255	85.9	418	32.8			548	18.8	351	31.1		
5411422	Okumhlophe Senior Secondary	Y	4	27		96.3			19	78.9	19	100.0	224	99.1	178	80.9	98	96.9	176	43.2	47	83.0	177	32.2	107	62.6		
5411124	Open Air	N		3		66.7			9	100.0									6	16.7	15	93.3						
5411231	Orient Islamic	N		102		99.0			86	100.0	53	100.0			77	100.0	18	100.0	126	97.6	40	100.0	161	99.4	98	100.0		
5411232	Overport S	N	5	78		67.9			87	89.7	110	80.9					53	98.1	76	71.1	128	86.7	35	74.3	23	91.3		
5411233	Parkhill S	N	5	76		71.1			103	91.3	131	92.4			119	87.4	65	100.0	108	81.5	173	96.0	38	52.6	32	96.9		
5411424	Phambili H	N	5	36		30.6			19	63.2	36	22.2	121	99.2	86	39.5			86	45.3	51	23.5	71	18.3	35	42.9		
5411125	Port Natal	N	5	13		100.0			22	100.0			60	100.0	19	100.0	25	100.0	29	96.6	33	100.0	27	100.0	19	94.7		
5411423	Pr Pather S	N	5	40		95.0			143	98.6	78	97.4			36	100.0			68	92.6	111	96.4	75	76.0	36	94.4		
5411126	Protea S	N	5	23		69.6			44	100.0	24	62.5			22	81.8			37	54.1	59	96.6	17	58.8	16	93.8		
5411425	Qhilika S	N	4	39		69.2	122	70.5	62	91.9	39	74.4	158	100.0	118	78.0	44	97.7	96	79.2	61	86.9	96	37.5	74	51.4		
5411127	Queensburgh Girls H	N	5	47		100.0			95	100.0					64	100.0	33	100.0	188	98.4	87	100.0	151	88.1	104	99.0		
5411128	Queensburgh H	N	5	64		84.4			129	98.4					68	100.0	39	100.0	159	78.6	88	98.9	122	74.6	93	79.6		
5411426	Reunion S	N	4	31		67.7			63	96.8	56	83.9			44	90.9	35	94.3	38	68.4	73	75.3	55	61.8	24	62.5		
5411129	Ri Secondary Liff S	N	5	40		87.5			76	82.9	13	100.0			50	78.0	17	100.0	63	84.1	103	97.1	44	84.1	26	100.0		
5411234	Ridge Park College	N	5	121	96.7			100	100.0	33	97.0			42	97.6	45	100.0	177	93.8	58	100.0	216	67.6	91	93.4			
5411235	Riverdene S	N	5	10	20.0			65	73.8					140	79.3	56	96.4	80	75.0	122	76.2	36	16.7	20	85.0			

District Name	Centre no	Centre name	Dimaledi	Quintile	Accounting		Agricultural Sciences		Business Studies		Economics		English (FAL)		Geography		History		Life Sciences		Mathematical Literacy		Mathematics		Physical Sciences			
					Wrote	% Achieved at 30% and above	Wrote	% Achieved at 30% and above	Wrote	% Achieved at 30% and above	Wrote	% Achieved at 30% and above	Wrote	% Achieved at 30% and above	Wrote	% Achieved at 30% and above	Wrote	% Achieved at 30% and above	Wrote	% Achieved at 30% and above	Wrote	% Achieved at 30% and above	Wrote	% Achieved at 30% and above	Wrote	% Achieved at 30% and above	Wrote	% Achieved at 30% and above
					UMLAZI	5411130	Rossburgh H	N	5	27	77.8			86	91.9			49	100.0	68	69.1	36	97.2	79	64.6	64	89.1	78
	5411236	Sastri College	N	5	129	96.9			42	100.0	36	100.0			31	100.0			65	100.0	34	97.1	126	86.5	65	95.4		
	5411131	Sathya Sai Chatsworth	N		11	100.0			19	100.0	13	100.0			31	100.0	1	100.0	38	97.4	13	100.0	38	84.2	24	91.7		
	5411132	Savannah Park S	N	5	21	76.2			100	92.0					56	92.9	34	100.0	74	66.2	78	91.0	37	43.2	18	77.8		
	5411237	Sea Cow Lake S	N	4	48	60.4			54	90.7	53	75.5			68	54.4	61	98.4	29	79.3	167	77.8	9	88.9	13	53.8		
	5411247	Season'S Academy	N		42	11.9	3	0.0	59	47.5	51	11.8	61	96.7	61	32.8	33	54.5	66	22.7	72	61.1	48	10.4	33	12.1		
	5411133	Shallcross S	N	5	21	61.9			48	93.8	21	85.7			25	28.0	33	100.0	22	59.1	50	84.0	18	11.1	4	50.0		
	5411427	Shumayela S	N	3	9	22.2			32	50.0	9	77.8	55	96.4	46	63.0	16	93.8	30	90.0	24	37.5	31	12.9	22	45.5		
	5411330	Sibambanezulu H	N	3	46	100.0			45	100.0	45	100.0	106	100.0	60	100.0			40	100.0	44	100.0	62	100.0	37	100.0		
	5411331	Sibusisiwe Comprehensive Technical H	Y	4	93	81.7			28	96.4	48	89.6	142	100.0	113	80.5	20	100.0	65	96.9			142	54.2	94	61.7		
	5411332	Sidelile H	N	4	38	89.5			38	97.4	38	100.0	114	100.0	76	96.1	31	96.8	76	90.8	61	95.1	53	60.4	45	80.0		
	5411333	Sikhwama H	N	3					26	100.0			26	100.0	26	96.2			14	35.7	16	75.0	10	0.0				
	5411334	Siphephele S	N	3	55	40.0			55	58.2	55	74.5	135	95.6	80	38.8	48	35.4	80	22.5	89	27.0	46	26.1	32	50.0		
	5411428	Sishosonke H	N	4	9	55.6			10	60.0	10	70.0	43	97.7	33	100.0	27	100.0	33	36.4	33	97.0	10	50.0	7	57.1		
	5411335	Siyabonga S	N	2	31	90.3	23	100.0	59	84.7	31	74.2	164	100.0	46	100.0	33	97.0	55	92.7	65	55.4	100	30.0	45	88.9		
	5411336	Sobonakhona S	N	3	82	26.8			69	49.3	83	69.9	144	97.2	56	64.3	47	85.1	75	38.7	117	36.8	26	26.9	29	13.8		
	5411134	Southlands S	N	5	135	97.0			99	97.0	48	100.0			88	97.7	44	100.0	163	87.7	67	98.5	221	78.7	104	96.2		
	5411238	Sparks Estate S	N	5	72	44.4			104	85.6	104	69.2			119	87.4			87	63.2	154	94.8	34	70.6	35	65.7		
	5411284	St Barnabas Independent	N						13	100.0							1	100.0	6	100.0	10	100.0	5	100.0	3	100.0		
	5411239	St James College	N		4	50.0	2	100.0	5	60.0	2	0.0	6	100.0	4	50.0			5	40.0	4	50.0	7	42.9	7	42.9		
	5411429	Strelitzia S	N	5	63	85.7			195	87.2					61	83.6	47	100.0	74	91.9	148	89.2	109	53.2	74	66.2		

District Name	Centre no	Centre name	Dimaledi	Quintile	Accounting		Agricultural Sciences		Business Studies		Economics		English (FAL)		Geography		History		Life Sciences		Mathematical Literacy		Mathematics		Physical Sciences			
					Wrote	% Achieved at 30% and above	Wrote	% Achieved at 30% and above	Wrote	% Achieved at 30% and above	Wrote	% Achieved at 30% and above	Wrote	% Achieved at 30% and above	Wrote	% Achieved at 30% and above	Wrote	% Achieved at 30% and above	Wrote	% Achieved at 30% and above	Wrote	% Achieved at 30% and above	Wrote	% Achieved at 30% and above	Wrote	% Achieved at 30% and above	Wrote	% Achieved at 30% and above
					UMLAZI	5411430	Swelihle S	N	4	37	37.8	8	87.5	58	87.9	34	76.5	84	100.0	36	83.3	48	93.8	50	44.0	26	50.0	58
5411240	The Kenmont	N							22	100.0										22	100.0							
5411431	Umbelebele H	N	4	38		57.9			40	55.0	40	47.5	76	98.7	36	88.9	10	100.0	36	72.2	10	100.0	66	9.1	26	19.2		
5411432	Umbilo S	N	5	71		83.1			70	98.6	36	86.1			71	74.6	54	100.0	71	78.9	115	98.3	62	67.7	37	70.3		
5411338	Umkhumbi H	N	4	56		46.4			74	90.5	50	80.0	93	98.9	19	100.0	24	95.8	43	46.5	74	79.7	19	57.9	13	76.9		
5411339	Umkomaas S	N	4	54		77.8			156	98.1					94	92.6	173	100.0	175	72.6	132	95.5	141	44.0	63	90.5		
5411433	Umlazi Commercial H	N	4	119		64.7			89	94.4	44	90.9	119	99.2					29	75.9	58	86.2	61	45.9	29	69.0		
5411434	Umlazi Comtech	Y	4	140		77.1			76	97.4	92	85.9	516	99.8					231	84.0			517	42.4	424	54.0		
5411435	Umlazi Senior Secondary	N	4	41		92.7	17	76.5	40	100.0	32	71.9	171	100.0	62	66.1	47	97.9	66	80.3	139	71.2	33	78.8	47	66.0		
5411340	Umthente H	N	2	9		100.0			17	47.1	9	55.6	17	100.0			8	100.0	8	37.5	10	100.0	7	85.7				
5411436	Velabahleke H	Y	4	96		96.9			134	96.3	55	90.9	246	99.6	68	92.6	83	100.0	82	93.9			247	41.7	74	89.2		
5411341	Vikingozi S	N	3	16		18.8			22	100.0	22	95.5	46	100.0	24	79.2					20	60.0	26	15.4	24	8.3		
5411241	Vn Naik School For The Deaf	N							1	100.0			1	100.0							1	100.0						
5411437	Vukuzakhe H	Y	4	25		92.0	24	100.0	13	100.0	13	100.0	110	100.0	19	89.5	29	100.0	97	89.7	12	100.0	98	63.3	68	85.3		
5411135	Welbedene S	N	4	33		69.7			81	65.4					24	54.2	30	80.0	20	80.0	69	72.5	31	19.4	19	31.6		
5411438	Wentworth S	N	5	83		91.6			125	81.6	39	94.9			83	85.5	127	98.4	128	54.7	126	81.7	84	66.7	45	84.4		
5411136	Werda	N	5	18		100.0			17	100.0			39	100.0	17	100.0			19	94.7	31	100.0	8	62.5	9	44.4		
5411137	Westcliff S	N	5	37		91.9			137	90.5					126	81.7			116	69.0	129	93.0	46	54.3	22	54.5		
5411242	Wiggins S	N	3	74		62.2	39	94.9	46	95.7	41	65.9	141	100.0	56	69.6	28	96.4	95	51.6	64	81.3	77	29.9	65	46.2		
5411138	Wingen Heights S	N	5	129		97.7			124	98.4	45	100.0			104	98.1			158	91.8	98	95.9	179	78.2	128	93.8		
5411139	Witteklip S	N	5	24	100.0			113	90.3					42	83.3	75	98.7	53	81.1	124	90.3	17	76.5	9	88.9			
5411140	Woodhurst S	N	5	45	66.7			64	98.4	20	90.0					14	100.0	57	82.5	64	100.0	27	33.3	13	92.3			

District Name	Centre no	Centre name	Dimaledi	Quintile	Accounting		Agricultural Sciences		Business Studies		Economics		English (FAL)		Geography		History		Life Sciences		Mathematical Literacy		Mathematics		Physical Sciences			
					Wrote	% Achieved at 30% and above	Wrote	% Achieved at 30% and above	Wrote	% Achieved at 30% and above	Wrote	% Achieved at 30% and above	Wrote	% Achieved at 30% and above	Wrote	% Achieved at 30% and above	Wrote	% Achieved at 30% and above	Wrote	% Achieved at 30% and above	Wrote	% Achieved at 30% and above	Wrote	% Achieved at 30% and above	Wrote	% Achieved at 30% and above	Wrote	% Achieved at 30% and above
					UMLAZI	5411342	Zamakahle H	N	3	11	81.8	26	46.2	13	92.3	11	81.8	39	100.0			18	100.0	28	28.6	23	78.3	15
5411245	Zimele H	N		19		15.8	3	0.0	41	92.7	27	33.3	41	100.0	32	84.4	16	81.3	36	61.1	41	51.2	25	72.0	23	30.4		
5411343	Zuzumqhele H	N	4	13		30.8			34	79.4	12	75.0	35	100.0			13	100.0	21	66.7	22	63.6	12	33.3	9	11.1		
5411439	Zwelethu S	N	4	21		47.6			21	95.2	21	90.5	93	100.0	45	66.7	24	100.0	49	73.5	55	87.3	38	76.3	38	71.1		
5411440	Zwelibanzi H	Y	4	52		65.4	22	100.0	58	98.3	59	78.0	157	100.0	69	89.9	4	100.0	108	85.2			157	40.8	124	58.9		
5411441	Zwelihle Senior Secondary	N	4	28		64.3			22	100.0	22	100.0	79	100.0	57	89.5	33	100.0	57	94.7	33	75.8	46	21.7	24	75.0		
UMZINYATHI	5212201	Bathembu H	N	1	50	94.0			50	96.0	50	96.0	50	100.0									50	18.0				
	5212202	Batshazwayo H	N	1	28	100.0			28	75.0	28	67.9	27	77.8									28	67.9				
	5212203	Bhambatha H	N	1			33	100.0	33	97.0			33	97.0					26	100.0	21	100.0	12	66.7	7	71.4		
	5212250	Bhekabantu S	N	1	52	65.4			52	67.3	52	28.8	52	90.4							38	78.9	14	28.6				
	5212336	Bhekisizwe S	N				34	29.4	53	54.7			56	91.1	35	57.1			23	69.6	33	54.5	23	17.4	23	30.4		
	5212122	Boschkloof Combined	N						12	100.0	12	100.0	12	100.0					12	100.0	9	100.0	3	100.0				
	5212401	Buhlebuyeza S	N	4	32	40.6			33	69.7	32	84.4	102	100.0	51	84.3	31	93.5	51	49.0	83	84.3	20	55.0	20	35.0		
	5212204	Bunyebethu H	N	1	17	52.9	43	79.1	17	88.2	17	76.5	60	95.0	34	50.0			43	67.4	32	71.9	28	14.3	9	33.3		
	5212402	Busana H	N	2	75	80.0			41	100.0	62	82.3	208	100.0	76	85.5	71	100.0	102	79.4	75	85.3	133	31.6	34	82.4		
	5212205	Cabangokuhle H	N	2	96	5.2			96	7.3	97	7.2	240	91.3	151	28.5	84	15.5	63	33.3	87	25.3	160	8.1	63	19.0		
	5212403	Candabuthule H	N	2	29	58.6	19	100.0	29	100.0	29	100.0	80	100.0	31	96.8	31	100.0	20	100.0	60	98.3	20	85.0	20	100.0		
	5212301	Celumusa S	N	2	8	100.0			4	100.0			19	100.0	14	100.0	9	100.0	6	66.7	11	72.7	8	100.0	8	100.0		
	5212101	Dilizela H	N	2	41	9.8			41	70.7	41	65.9	69	100.0	28	64.3			28	46.4	49	77.6	20	55.0	28	50.0		
	5212206	Dlabesuthe H	N	1	45	15.6			45	37.8	45	55.6	106	93.4	61	47.5	35	80.0	61	18.0	66	43.9	40	15.0	25	8.0		
5212207	Dlenyane Combined	N	1	54	83.3			54	87.0	54	72.2	54	100.0							53	88.7	1	100.0					
5212208	Dolo Combined	N	1	57	12.3			16	87.5	16	87.5	57	98.2					41	82.9			57	40.4	41	80.5			

District Name	Centre no	Centre name	Dimaledi	Quintile	Accounting		Agricultural Sciences		Business Studies		Economics		English (FAL)		Geography		History		Life Sciences		Mathematical Literacy		Mathematics		Physical Sciences			
					Wrote	% Achieved at 30% and above	Wrote	% Achieved at 30% and above	Wrote	% Achieved at 30% and above	Wrote	% Achieved at 30% and above	Wrote	% Achieved at 30% and above	Wrote	% Achieved at 30% and above	Wrote	% Achieved at 30% and above	Wrote	% Achieved at 30% and above	Wrote	% Achieved at 30% and above	Wrote	% Achieved at 30% and above	Wrote	% Achieved at 30% and above	Wrote	% Achieved at 30% and above
					UMZINYATHI	5212209	Dumaphansi Junior Secondary	N	1	46	34.8			46	47.8	46	89.1	46	78.3									46
	5212102	Dundee H	N	5	41	100.0			64	100.0	32	100.0	17	100.0	29	93.1			43	97.7	49	98.0	80	88.8	61	98.4		
	5212103	Dundee S	N	3	41	73.2			162	93.8					155	70.3			60	76.7	137	84.7	69	30.4	44	52.3		
	5212302	Ebrahim Lockat S	N	2	11	27.3			11	100.0	11	72.7	11	100.0							11	90.9						
	5212104	Ebusi Combined	N	4	11	90.9			39	94.9	11	100.0	39	100.0					28	64.3	10	100.0	29	65.5	28	67.9		
	5212303	Ekucabangeni S	N	3	38	39.5	41	65.9	38	86.8	36	72.2	148	98.6	86	80.2	26	96.2	110	51.8	105	77.1	45	35.6	44	54.5		
	5212337	Ekuthuthukeni S	N	1	24	54.2			25	56.0	24	66.7	70	95.7	45	73.3			45	53.3	33	84.8	37	48.6	30	70.0		
	5212405	Elsie Mtshali Combined	N	3	20	100.0			15	100.0			20	100.0					20	100.0	15	100.0	5	100.0	5	80.0		
	5212253	Emkhamo Combined	N	1	23	100.0							23	100.0	23	100.0			23	34.8			23	100.0				
	5212338	Enhlopheni H	N	1					24	41.7			24	100.0	24	25.0			24	16.7	21	14.3	3	0.0				
	5212121	Enyanyeni S	N	3	32	50.0	32	40.6	32	37.5			32	96.9							32	71.9						
	5212210	Esethu H	N	1	7	100.0	24	100.0	7	42.9	7	85.7	31	87.1					24	58.3	13	100.0	18	33.3	24	79.2		
	5212304	Esikhumbuzweni S	N	1	32	34.4			32	93.8	32	87.5	60	100.0	28	100.0			28	71.4	32	87.5	28	53.6	28	96.4		
	5212406	Esokheni H	N	3	17	82.4			17	76.5	16	87.5	31	93.5	16	37.5	10	90.0	15	66.7	26	100.0	6	50.0	5	20.0		
	5212105	Ethangeni Combined	N	5	28	32.1			28	92.9	28	92.9	79	100.0	51	100.0	15	100.0	36	83.3	39	97.4	40	72.5	36	58.3		
	5212211	Fundokuhle H	N	1	27	33.3	76	7.9	27	100.0	27	88.9	100	76.0	73	91.8	22	77.3	73	93.2	24	58.3	78	3.8	40	45.0		
	5212305	Funulwazi S	N	1	13	84.6			13	92.3	13	100.0	13	100.0									13	30.8				
	5212407	Gcotoi H	N	1	32	56.3	16	100.0	32	87.5	32	87.5	48	100.0					16	100.0	30	90.0	18	88.9	16	100.0		
	5212106	Gordon Memorial H	N	1	38	36.8			56	94.6	38	89.5	77	100.0	39	74.4			21	100.0	39	76.9	38	100.0	20	90.0		
	5212408	Greytown H	N	4	13	100.0			46	93.5			2	100.0	41	95.1	46	100.0	37	100.0	50	100.0	35	80.0	22	72.7		
	5212409	Greytown S	N	4	32	100.0			101	99.0					93	96.8			133	84.2	92	97.8	48	39.6	31	90.3		
	5212410	Hermannsburg Combined	N	3	21	90.5			21	100.0	21	71.4	46	100.0	25	84.0			25	84.0	35	97.1	11	36.4	25	36.0		

District Name	Centre no	Centre name	Dimaledi	Quintile	Accounting		Agricultural Sciences		Business Studies		Economics		English (FAL)		Geography		History		Life Sciences		Mathematical Literacy		Mathematics		Physical Sciences			
					Wrote	% Achieved at 30% and above	Wrote	% Achieved at 30% and above	Wrote	% Achieved at 30% and above	Wrote	% Achieved at 30% and above	Wrote	% Achieved at 30% and above	Wrote	% Achieved at 30% and above	Wrote	% Achieved at 30% and above	Wrote	% Achieved at 30% and above	Wrote	% Achieved at 30% and above	Wrote	% Achieved at 30% and above	Wrote	% Achieved at 30% and above	Wrote	% Achieved at 30% and above
					UMZINYATHI	5212306	Hlubi H	N	1	21	85.7					31	58.1	52	100.0	31	58.1			21	90.5	31	90.3	21
	5212339	Hwanqana Combined	N	1	17	17.6	39	94.9	17	100.0	17	94.1	56	94.6					39	79.5	25	80.0	31	41.9	39	41.0		
	5212307	Idlamadoda S	N	1	17	100.0			17	88.2	17	94.1	43	100.0	26	100.0			26	100.0	15	100.0	28	32.1	26	100.0		
	5212239	Indlozana H	N	1	19	94.7	26	96.2	19	100.0	19	94.7	45	100.0					26	96.2	19	100.0	26	96.2	26	100.0		
	5212212	Jajile H	N	1	23	91.3			54	85.2	23	65.2	64	98.4	18	100.0	23	100.0	18	61.1	41	65.9	23	34.8	10	100.0		
	5212340	Jama S	N	1	21	23.8			21	33.3	21	19.0	50	92.0	29	65.5	13	100.0	29	37.9	34	55.9	16	56.3	16	81.3		
	5212341	Klwana P	N	1	11	54.5	73	71.2	11	90.9	11	81.8	73	98.6	62	75.8			62	72.6			73	28.8	61	21.3		
	5212428	Kranskop Combined	N	3	15	26.7	5	60.0	10	100.0			15	100.0					15	73.3	10	100.0	5	40.0				
	5212332	Kufanelesibonge Junior Secondary	N	1					55	89.1			56	98.2					56	69.6	20	100.0	36	83.3	56	37.5		
	5212213	Kwadunge H	N	1	34	35.3			38	89.5	58	87.9	58	96.6					24	100.0	27	88.9	31	61.3	20	60.0		
	5212240	Kwazenzele H	N	1	16	56.3			16	68.8	16	68.8	59	93.2					43	44.2			59	15.3	43	11.6		
	5212333	Langazela S	N	2	24	75.0			165	66.1	24	91.7	201	99.0	177	63.8			177	44.1	165	75.2	36	44.4	36	61.1		
	5212308	Leneha Tumisi S	N	2	29	62.1			45	73.3	29	69.0	85	100.0	56	100.0			56	92.9	33	75.8	52	57.7	34	64.7		
	5212107	Lewis P	N	1	15	100.0			62	98.4	44	75.0	62	100.0					18	100.0	44	97.7	18	100.0	18	100.0		
	5212241	Lobethal Independant	N		3	100.0			5	100.0			7	100.0					5	80.0	5	100.0	3	100.0	3	100.0		
	5212242	Mabaso S	N	1			72	90.3					72	98.6					72	91.7	37	75.7	35	28.6	72	52.8		
	5212214	Mabizela H	N	1	36	100.0			36	94.4	36	97.2	75	100.0	39	100.0	39	100.0	39	100.0	39	100.0	36	30.6				
	5212108	Maceba S	N	1	75	84.0			51	96.1	75	96.0	109	100.0	34	100.0			34	97.1	72	95.8	37	83.8	34	97.1		
	5212215	Macingwane S	N	1	34	14.7	34	20.6			34	20.6	34	97.1							20	40.0	14	14.3				
	5212216	Madudula H	N	1	18	83.3			18	27.8	18	44.4	60	100.0	25	84.0	17	94.1	42	73.8	17	76.5	43	46.5	25	64.0		
	5212252	Mafemfundo S	N	1	27	96.3			27	96.3	27	96.3	27	92.6							12	100.0	15	33.3				
	5212217	Mahlokohloko S	N	1	37	2.7			37	97.3			37	94.6					37	81.1			37	94.6				
	5212411	Makhedama H	N	1	26	84.6			88	95.5	26	84.6	98	98.0			46	84.8	72	83.3	70	67.1	28	71.4	26	84.6		

District Name	Centre no	Centre name	Dimaledi	Quintile	Accounting		Agricultural Sciences		Business Studies		Economics		English (FAL)		Geography		History		Life Sciences		Mathematical Literacy		Mathematics		Physical Sciences			
					Wrote	% Achieved at 30% and above	Wrote	% Achieved at 30% and above	Wrote	% Achieved at 30% and above	Wrote	% Achieved at 30% and above	Wrote	% Achieved at 30% and above	Wrote	% Achieved at 30% and above	Wrote	% Achieved at 30% and above	Wrote	% Achieved at 30% and above	Wrote	% Achieved at 30% and above	Wrote	% Achieved at 30% and above	Wrote	% Achieved at 30% and above	Wrote	% Achieved at 30% and above
					UMZINYATHI	5212412	Makhosonke S	N	2	26	15.4			26	23.1	26	11.5	26	88.5							14	50.0	12
	5212309	Mangeni S	N	1	20	35.0			20	80.0	20	85.0	36	83.3	16	37.5			16	31.3	17	88.2	19	42.1	16	37.5		
	5212109	Manqoba S	N	2	29	89.7			29	93.1	29	72.4	56	100.0	27	100.0			27	100.0	33	72.7	23	26.1	27	92.6		
	5212413	Maqhing Memorial H	N	2	44	20.5			44	50.0	56	51.8	86	91.9	43	44.2	29	58.6	30	63.3	61	49.2	26	23.1	14	78.6		
	5212414	Mashingizela H	N	1	25	40.0			25	96.0	25	72.0	46	97.8	21	85.7	10	100.0	21	57.1	23	65.2	23	47.8	11	45.5		
	5212310	Mathukulula S	N	2	11	100.0			11	100.0	11	100.0	29	100.0	18	83.3			18	77.8			29	93.1	18	77.8		
	5212218	Mawele H	N	1	18	77.8	29	82.8	18	88.9	18	61.1	64	100.0	46	73.9			46	82.6	20	90.0	44	22.7	17	82.4		
	5212110	Maweni H	N	1	13	92.3			13	84.6	13	69.2	13	84.6							13	100.0						
	5212219	Mbomvu P	N	1	16	50.0			68	33.8	59	64.4	68	94.1					52	25.0	56	50.0	13	46.2	10	50.0		
	5212311	Mdonswa H	N	1	13	92.3			13	84.6	13	69.2	30	100.0	17	70.6	4	100.0	17	64.7	18	94.4	12	50.0	13	46.2		
	5212312	Mgazi S	Y	2	41	56.1			41	95.1	41	92.7	68	100.0	27	100.0			27	88.9	30	86.7	38	71.1	27	88.9		
	5212313	Mgidla H	N	2	11	27.3			35	94.3	35	100.0	70	100.0	59	98.3			35	100.0	24	54.2	46	4.3	35	100.0		
	5212415	Mgwempisi Combined	N	1	38	10.5			38	78.9	38	89.5	37	67.6							24	54.2	14	50.0				
	5212335	Mhayise S S	N	3			19	94.7					19	100.0					19	89.5			19	73.7	19	15.8		
	5212221	Mhlakothi H	N	1	31	100.0			31	100.0	31	90.3	78	100.0	47	100.0	21	100.0	47	97.9	23	82.6	55	94.5	26	100.0		
	5212222	Mhlangezulu S	N	1	49	91.8			49	100.0	49	98.0	49	95.9							29	51.7	19	31.6				
	5212111	MI Sultan Glencoe S	N	4	11	100.0			55	100.0					82	93.9			30	100.0	55	98.2	30	76.7	21	95.2		
	5212112	Mlandowethu S	N	1	40	100.0			25	100.0	25	88.0	40	100.0					15	100.0	22	100.0	18	72.2	15	100.0		
	5212416	Mount Ernestina Combined	N	2	39	41.0			56	78.6	39	97.4	75	100.0	36	66.7			36	44.4	55	100.0	20	30.0	19	63.2		
	5212223	Mpikayizekanye S	N	1	74	100.0			75	97.3	75	98.7	89	97.8	16	100.0	16	93.8	16	100.0	31	100.0	59	100.0				
	5212224	Mqamathi H	N	1	44	100.0	46	52.2	44	97.7	44	100.0	90	95.6	46	93.5			46	97.8	46	97.8	44	100.0				
	5212225	Msimbithi S	N	1	37	100.0			36	69.4	37	94.6	36	97.2							22	68.2	15	0.0				

District Name	Centre no	Centre name	Dimaledi	Quintile	Accounting		Agricultural Sciences		Business Studies		Economics		English (FAL)		Geography		History		Life Sciences		Mathematical Literacy		Mathematics		Physical Sciences			
					Wrote	% Achieved at 30% and above	Wrote	% Achieved at 30% and above	Wrote	% Achieved at 30% and above	Wrote	% Achieved at 30% and above	Wrote	% Achieved at 30% and above	Wrote	% Achieved at 30% and above	Wrote	% Achieved at 30% and above	Wrote	% Achieved at 30% and above	Wrote	% Achieved at 30% and above	Wrote	% Achieved at 30% and above	Wrote	% Achieved at 30% and above	Wrote	% Achieved at 30% and above
					UMZINYATHI	5212314	Msimbu S	N	1	21	95.2			21	90.5	27	100.0	49	100.0	28	100.0			22	86.4	23	100.0	26
	5212226	Msinga H	N	2	25	44.0			25	100.0	25	92.0	69	98.6	44	75.0			44	77.3	24	62.5	45	26.7	34	79.4		
	5212243	Mthaleni S	N	1	20	30.0			20	75.0	20	100.0	20	100.0							9	100.0	11	100.0				
	5212417	Muden Combined	N	2					37	94.6			56	100.0	56	53.6	9	100.0	19	42.1	46	89.1	10	10.0	10	50.0		
	5212244	Muntu H	N	1	2	50.0	29	37.9			19	78.9	38	100.0					19	57.9	24	83.3	14	21.4	14	21.4		
	5212418	Muntukaboni S	N	1	8	100.0			16	93.8	8	87.5	16	100.0					8	87.5			16	0.0				
	5212315	Mzilankatha S	N				19	78.9					19	100.0					19	57.9	9	100.0	10	0.0	19	21.1		
	5212419	Mzoniwe Junior Secondary	N	2	18	61.1			18	83.3	18	100.0	18	100.0									18	100.0				
	5212316	Ndlangamandla S	N	3	43	81.4			68	94.1	43	97.7	104	100.0	61	95.1			36	100.0	63	92.1	41	58.5	36	72.2		
	5212420	Ndlolothi S	N	3	9	88.9			35	37.1			34	97.1	26	42.3			34	23.5	25	68.0	10	50.0				
	5212342	Ngwane Js	N	1	14	71.4	4	75.0	15	93.3	13	84.6	36	100.0	22	81.8			21	33.3	12	100.0	24	50.0	19	73.7		
	5212317	Nhlalakahle S	N	1	17	100.0			17	100.0	17	100.0	33	100.0	16	100.0			16	100.0	12	91.7	21	95.2	16	100.0		
	5212113	Nkonza S	N	1									26	100.0			15	100.0	26	38.5	15	66.7	11	81.8	11	90.9		
	5212227	Nogida H	N	1	34	52.9	45	48.9	41	80.5	40	70.0	79	97.5					39	56.4	40	60.0	39	20.5	38	36.8		
	5212245	Nomafu H	N	1	41	100.0			26	96.2	26	96.2	41	100.0					16	100.0			41	29.3	16	87.5		
	5212318	Nomdumo H	N	1	36	47.2			36	77.8	36	61.1	67	100.0	31	96.8			31	93.5			67	14.9	31	38.7		
	5212319	Ntalantala S	N	1	56	62.5			56	80.4	56	67.9	99	100.0	43	79.1			43	79.1	56	83.9	43	55.8	43	88.4		
	5212228	Nyoniyezwe H	N	1	30	83.3					30	76.7	66	100.0	66	81.8			36	91.7	33	84.8	33	90.9	36	91.7		
	5212421	Ophofini S	N	1	44	100.0	49	100.0	57	100.0	44	97.7	93	97.8					49	100.0	50	100.0	43	100.0	36	100.0		
	5212229	Pano Junior Secondary	N	1									53	100.0	53	83.0			53	79.2			53	83.0	53	96.2		
	5212320	Phakathwayo S	N	1	18	88.9			18	100.0	18	94.4	39	100.0	21	100.0			21	100.0	18	94.4	21	66.7	21	57.1		
	5212114	Phathizwe H	N	1									29	100.0	29	69.0			29	69.0	22	77.3	7	100.0				

District Name	Centre no	Centre name	Dimaledi	Quintile	Accounting		Agricultural Sciences		Business Studies		Economics		English (FAL)		Geography		History		Life Sciences		Mathematical Literacy		Mathematics		Physical Sciences			
					Wrote	% Achieved at 30% and above	Wrote	% Achieved at 30% and above	Wrote	% Achieved at 30% and above	Wrote	% Achieved at 30% and above	Wrote	% Achieved at 30% and above	Wrote	% Achieved at 30% and above	Wrote	% Achieved at 30% and above	Wrote	% Achieved at 30% and above	Wrote	% Achieved at 30% and above	Wrote	% Achieved at 30% and above	Wrote	% Achieved at 30% and above	Wrote	% Achieved at 30% and above
					UMZINYATHI	5212254	Phumelela S	N	1	24	20.8			24	50.0	24	41.7	24	100.0									24
5212321	Phumulani S	Y	3	52		48.1			52	76.9	52	73.1	130	99.2	78	96.2			78	96.2			130	53.1	78	62.8		
5212334	Qhobo Junior Secondary	N	1				13	100.0					13	100.0					13	100.0			13	30.8	13	92.3		
5212422	Qhubinyathi S	N	2	23		100.0			23	95.7			23	95.7					23	100.0	23	95.7						
5212230	Sakhiseni H	N	1	36		61.1			78	52.6	78	34.6	121	94.2	45	73.3			45	73.3	42	73.8	81	25.9	45	26.7		
5212231	Sakhisizwe S	N	1	6		83.3			6	100.0	6	66.7	6	100.0									6	100.0				
5212115	Sarel Cilliers S	N	4	71		81.7			122	97.5			9	100.0			27	100.0	96	88.5	55	100.0	146	51.4	80	80.0		
5212116	Sebenzakusakhanya S	N	4	18		44.4			84	96.4	18	100.0	84	100.0	38	100.0	38	100.0	28	100.0	48	81.3	36	63.9	28	28.6		
5212117	Shiyane S	N	1	13		69.2			13	92.3	13	100.0	31	100.0	18	88.9			18	66.7	15	93.3	16	25.0	4	75.0		
5212343	Sicelimfundo Combined	N	1	23		39.1	30	90.0	41	61.0	23	43.5	71	97.2	18	38.9			30	90.0	37	56.8	34	47.1	30	86.7		
5212322	Sihayo H	N	2	42		88.1					42	95.2	109	100.0	35	94.3							109	69.7	67	95.5		
5212423	Siphakeme Combined	N	2				46	91.3	6	100.0			52	100.0	52	86.5	6	100.0	46	84.8	36	94.4	16	37.5				
5212232	Siyabonga S	N	1	35		57.1			35	100.0			35	100.0					35	100.0	27	100.0	8	37.5				
5212323	Siyanda S	N	2	55		49.1			55	96.4	55	90.9	80	97.5	25	96.0			25	96.0	55	92.7	25	48.0	25	68.0		
5212233	Somashi H	N	1	40		67.5			63	60.3	24	87.5	86	100.0	23	69.6			62	48.4	60	76.7	26	42.3	23	39.1		
5212119	Springlake H	N	2	34		97.1	21	100.0	34	88.2	34	100.0	68	100.0	13	100.0			34	94.1	27	100.0	41	56.1	34	55.9		
5212120	Thalana S	N	3	12		41.7	9	66.7	25	100.0	12	91.7	91	100.0	50	78.0	3	100.0	37	73.0	60	85.0	31	45.2	43	27.9		
5212246	Themane P	N	1										15	100.0	15	40.0			15	33.3			15	46.7	15	100.0		
5212324	Thembunyawo S	N	2	8		100.0			23	100.0	8	100.0	23	100.0					15	60.0			22	13.6	15	100.0		
5212234	Thuthukani Senior Secondary	N	1	13		100.0			13	100.0	13	84.6	13	100.0									13	100.0				

District Name	Centre no	Centre name	Dimaledi	Quintile	Accounting		Agricultural Sciences		Business Studies		Economics		English (FAL)		Geography		History		Life Sciences		Mathematical Literacy		Mathematics		Physical Sciences			
					Wrote	% Achieved at 30% and above	Wrote	% Achieved at 30% and above	Wrote	% Achieved at 30% and above	Wrote	% Achieved at 30% and above	Wrote	% Achieved at 30% and above	Wrote	% Achieved at 30% and above	Wrote	% Achieved at 30% and above	Wrote	% Achieved at 30% and above	Wrote	% Achieved at 30% and above	Wrote	% Achieved at 30% and above	Wrote	% Achieved at 30% and above	Wrote	% Achieved at 30% and above
					UMZINYATHI	5212325	Ubongumenzi S	N	3	39	82.1			58	94.8	58	100.0	121	100.0	81	98.8			63	82.5	52	100.0	69
5212326	Ukuphumula S	N	1	20		90.0			20	70.0	20	100.0	36	100.0	16	100.0			16	87.5	20	100.0	16	68.8	16	87.5		
5212247	Umbonje H	N	1						31	93.5			66	100.0	36	86.1	36	100.0	66	86.4	36	75.0	31	61.3	31	67.7		
5212424	Umvoti H	N	1	51		56.9	28	82.1	51	100.0	51	96.1	124	94.4	45	77.8	45	68.9	73	58.9	65	90.8	58	69.0	28	71.4		
5212425	Upper Umvoti Combined	N	1	18		11.1			18	61.1	18	55.6	18	94.4							14	78.6	4	0.0				
5212235	Usizo H	N	1	19		63.2	21	42.9	19	26.3	19	10.5	40	90.0					21	47.6	29	44.8	11	36.4	21	9.5		
5212327	Velaphansi S	N	1	15		73.3			31	41.9	15	20.0	50	82.0	35	31.4			19	42.1	30	36.7	20	35.0	19	36.8		
5212236	Velaphi H	N	1	5		40.0			5	100.0	5	100.0	5	100.0							3	100.0	2	0.0				
5212328	Wetsie S	N	1										27	96.3	27	63.0	14	57.1	27	48.1	14	71.4	13	76.9	13	76.9		
5212329	Zamokwakhe S	N	1	10		60.0			10	100.0	10	90.0	22	100.0	12	75.0			12	58.3	11	100.0	11	36.4	12	50.0		
5212330	Zicole S	N	3	27		33.3	85	56.5	27	59.3	27	55.6	111	99.1	36	44.4			84	52.4	43	83.7	69	71.0	48	29.2		
5212237	Zimiseleni Junior Secondary	N	1	33		3.0			33	30.3	33	66.7	32	100.0									33	12.1				
5212331	Zindlalele S	N	1	31		83.9			31	64.5	31	100.0	77	97.4	46	87.0			46	78.3	22	81.8	55	34.5	46	69.6		
5212248	Zombane H	N	1										47	100.0	47	83.0	37	78.4	46	91.3	37	78.4	10	70.0	10	50.0		
5212249	Zonyama H	N	1	31		6.5			31	67.7	31	29.0	31	41.9							30	33.3	1	0.0				
5212238	Zwelinjani S	N	1	28	100.0			28	100.0	28	100.0	28	100.0									28	96.4					
UTHUKELA	5211201	Abantungwa H	N	3	23	69.6	33	78.8	23	100.0	23	73.9	81	98.8	25	96.0	25	100.0	33	81.8	39	82.1	42	83.3	33	57.6		
	5211202	Amahlubi S	N	3	9	77.8			96	85.4	9	100.0	146	100.0	95	84.2	29	100.0	95	57.9	75	73.3	72	47.2	51	58.8		
	5211101	Amangwane H	N	2	44	88.6	81	79.0	44	100.0	44	97.7	125	98.4	59	96.6			81	67.9	70	87.1	55	56.4	39	69.2		
	5211102	Amaphisi H	N	3	12	100.0			39	97.4	32	96.9	58	100.0	26	100.0			26	100.0	27	92.6	31	93.5	19	84.2		
	5211103	Amazizi H	N	2									39	89.7	39	56.4	39	76.9	39	53.8	39	97.4						
	5211104	Bambazi H	N	1	38	84.2			38	94.7	38	100.0	135	98.5	47	76.6	20	100.0	97	73.2	58	79.3	77	53.2	77	58.4		

District Name	Centre no	Centre name	Dimaledi	Quintile	Accounting		Agricultural Sciences		Business Studies		Economics		English (FAL)		Geography		History		Life Sciences		Mathematical Literacy		Mathematics		Physical Sciences			
					Wrote	% Achieved at 30% and above	Wrote	% Achieved at 30% and above	Wrote	% Achieved at 30% and above	Wrote	% Achieved at 30% and above	Wrote	% Achieved at 30% and above	Wrote	% Achieved at 30% and above	Wrote	% Achieved at 30% and above	Wrote	% Achieved at 30% and above	Wrote	% Achieved at 30% and above	Wrote	% Achieved at 30% and above	Wrote	% Achieved at 30% and above	Wrote	% Achieved at 30% and above
					UTHUKELA	5211301	Bande H	N	1	26	80.8	28	96.4	53	79.2	29	100.0	81	100.0	55	94.5			52	61.5	52	98.1	29
5211105	Bangani H	N	2	45		48.9	51	80.4	42	76.2	45	71.1	117	94.0	47	70.2			25	72.0	63	52.4	54	16.7	25	72.0		
5211302	Bhekabathembu S	N	1										30	100.0	30	96.7	15	100.0	30	86.7	15	80.0	15	93.3	15	100.0		
5211203	Bhekathina H	N	2	18		83.3	32	62.5	18	94.4	18	72.2	89	98.9	39	97.4	32	100.0	39	87.2	32	90.6	57	29.8	39	92.3		
5211303	Bhekintuthuko S	N	3										61	100.0	61	98.4	21	100.0	61	85.2	21	95.2	40	62.5	40	82.5		
5211235	Bhekundi S	N	3	34		17.6			35	80.0	35	85.7	57	98.2	23	87.0			22	72.7	35	88.6	22	9.1	22	36.4		
5211432	Bhevu H	N		16		100.0			9	100.0	9	100.0	16	100.0					7	100.0			16	50.0	7	100.0		
5211204	Bhungane H	N	2	28		67.9	41	56.1	28	25.0	27	29.6	103	63.1	76	15.8			76	6.6	59	23.7	45	6.7	35	11.4		
5211205	Bonokuhle H	N	2	35		14.3	41	58.5	35	31.4	35	14.3	152	98.7	76	69.7	76	81.6	41	78.0	111	45.9	41	31.7	41	56.1		
5211206	Celukuphiwa P	N	3	37		37.8			37	75.7	37	73.0	67	100.0	30	80.0			30	96.7	43	93.0	24	20.8	30	30.0		
5211207	Colenso Combined	N	3	15		60.0	38	47.4	15	86.7	15	73.3	75	96.0	60	60.0			22	54.5	38	63.2	37	16.2	22	27.3		
5211237	Darul Hikma Islamic	N							19	100.0	10	90.0			21	85.7	22	100.0	11	100.0	19	89.5	3	100.0	4	50.0		
5211208	Drakensberg Comprehensive H	Y	3	14		85.7			37	100.0			77	100.0	71	100.0			34	100.0	24	95.8	54	53.7	40	82.5		
5211209	Drakensberg S	N	4	7		100.0			35	97.1					105	100.0	65	100.0	95	92.6	121	99.2	33	93.9	55	80.0		
5211304	Dumisa Public S	N	1	34		29.4			34	73.5	19	57.9	34	91.2	15	73.3					29	75.9	5	0.0				
5211305	Ekukhuleni H	N	4	32		71.9			71	88.7	32	84.4	134	100.0	102	87.3	39	97.4	63	77.8	49	93.9	85	49.4	63	79.4		
5211106	Ekwaluseni H	N	3	23		95.7			23	100.0	23	100.0	55	100.0	32	87.5	23	100.0	32	68.8	25	84.0	30	56.7	9	77.8		
5211306	Emabhekazi Combined	N	2	23		73.9	21	100.0	23	91.3	23	95.7	44	97.7	21	95.2			21	100.0	30	96.7	14	85.7				
5211307	Embizeni H	N	1	59		27.1	35	94.3	59	84.7	59	64.4	108	100.0	49	83.7			49	79.6	85	91.8	23	56.5	14	57.1		
5211402	Emhlaneni H	Y	3	43		100.0	55	100.0	43	100.0	43	100.0	158	100.0	115	92.2	8	100.0	115	95.7	63	100.0	95	97.9	52	100.0		
5211210	Emthonjeniowlwazi S	N	3	25	40.0	29	55.2	54	79.6	25	56.0	78	100.0	24	66.7			52	34.6	37	70.3	41	26.8	24	33.3			
5211211	Emshezi H	N	3	17	76.5	45	68.9	17	94.1	17	100.0	106	99.1	78	98.7	34	67.6	42	61.9	34	100.0	72	100.0	55	100.0			

District Name	Centre no	Centre name	Dimaledi	Quintile	Accounting		Agricultural Sciences		Business Studies		Economics		English (FAL)		Geography		History		Life Sciences		Mathematical Literacy		Mathematics		Physical Sciences			
					Wrote	% Achieved at 30% and above	Wrote	% Achieved at 30% and above	Wrote	% Achieved at 30% and above	Wrote	% Achieved at 30% and above	Wrote	% Achieved at 30% and above	Wrote	% Achieved at 30% and above	Wrote	% Achieved at 30% and above	Wrote	% Achieved at 30% and above	Wrote	% Achieved at 30% and above	Wrote	% Achieved at 30% and above	Wrote	% Achieved at 30% and above	Wrote	% Achieved at 30% and above
					UTHUKELA	5211308	Endakane H	N	3	26	80.8			48	81.3	26	76.9	59	100.0	33	81.8	22	95.5	11	100.0	45	84.4	14
	5211309	Engqondweni H	N	2	32	75.0			32	81.3	32	75.0	56	100.0	24	100.0			24	87.5	42	81.0	14	64.3	14	78.6		
	5211233	Enkomkazini Technical H	N	3									18	100.0							18	27.8	18	83.3				
	5211403	Entonjeni H	N	2	26	46.2	23	82.6	26	88.5	26	80.8	70	98.6	44	77.3			44	47.7	44	97.7	26	34.6	21	23.8		
	5211212	Estcourt H	N	4	41	90.2			53	98.1					35	97.1	66	100.0	47	95.7	53	100.0	69	78.3	40	92.5		
	5211213	Estcourt S	N	4	45	71.1			81	97.5	28	100.0			50	88.0	36	100.0	31	90.3	80	97.5	15	93.3	14	64.3		
	5211214	Estcourt Senior Secondary	N	3	39	38.5			108	86.1	39	82.1	151	100.0	81	79.0			112	73.2	104	72.1	47	53.2	43	65.1		
	5211310	Ezakeni H	N	5	15	60.0			15	66.7	15	53.3	61	100.0	46	69.6	22	90.9	46	41.3	33	69.7	28	35.7	24	29.2		
	5211238	Gannahoek Intermediate	N	1									25	100.0	25	100.0			25	72.0	25	100.0						
	5211241	Goodhome S	N		17	94.1			30	86.7	30	93.3	30	100.0	13	76.9							30	26.7				
	5211404	Harvest Combined	N		18	100.0			25	100.0			28	100.0	34	100.0			31	100.0	34	100.0	18	100.0	27	70.4		
	5211215	Hlabane H	N	1	19	63.2			38	52.6			72	95.8	72	76.4			34	67.6	38	50.0	34	73.5	34	73.5		
	5211216	Hlathikhulu H	N	2	13	61.5	39	82.1	13	100.0	13	100.0	77	98.7	25	92.0	25	92.0	64	59.4	41	78.0	35	62.9	39	33.3		
	5211405	Hlophe S	N	3	10	30.0			18	83.3	18	77.8	18	100.0					18	55.6	14	85.7	4	75.0	8	87.5		
	5211107	Hoye S	N	2	13	100.0			35	91.4			35	100.0					35	54.3	9	77.8	26	23.1	22	27.3		
	5211311	Impolwane S	N	3	23	87.0	15	86.7	23	87.0	23	78.3	70	97.1	31	48.4	32	56.3	47	48.9	32	68.8	38	44.7	15	66.7		
	5211312	Incinjana S	N	3					35	54.3	35	60.0	35	100.0							25	60.0	10	0.0				
	5211406	Ingula H	N	3	51	54.9			69	85.5	49	81.6	150	98.7	79	89.9			101	67.3	93	86.0	57	84.2	42	64.3		
	5211217	Injesuthi H	N	1	57	52.6			79	98.7	57	100.0	90	100.0	33	100.0			33	100.0	79	97.5	11	90.9	11	100.0		
	5211313	Intandoyesizwe H	N	3	45	82.2	25	100.0	45	100.0	45	95.6	107	100.0	37	91.9	37	100.0	25	100.0	70	88.6	37	78.4	25	100.0		
	5211108	Isibuko H	N	1									24	100.0	24	100.0	4	100.0	24	100.0	14	100.0	10	80.0	20	40.0		

District Name	Centre no	Centre name	Dimaledi	Quintile	Accounting		Agricultural Sciences		Business Studies		Economics		English (FAL)		Geography		History		Life Sciences		Mathematical Literacy		Mathematics		Physical Sciences			
					Wrote	% Achieved at 30% and above	Wrote	% Achieved at 30% and above	Wrote	% Achieved at 30% and above	Wrote	% Achieved at 30% and above	Wrote	% Achieved at 30% and above	Wrote	% Achieved at 30% and above	Wrote	% Achieved at 30% and above	Wrote	% Achieved at 30% and above	Wrote	% Achieved at 30% and above	Wrote	% Achieved at 30% and above	Wrote	% Achieved at 30% and above	Wrote	% Achieved at 30% and above
					UTHUKELA	5211407	Islamic Educational Centre	N		13	100.0			13	100.0							5	100.0	18	100.0	6	100.0	12
5211314	Jobe Senior Secondary	N	1						11	100.0			11	100.0					11	54.5			11	90.9	11	90.9		
5211218	Khandimfundo S	N	3	74		23.0	74	40.5	77	87.0	71	49.3	280	96.8	183	80.9	72	48.6	173	61.8	139	62.6	147	25.9	138	31.2		
5211234	Khulangolwazi High	N	3	15		40.0			15	93.3	15	20.0	15	86.7									15	0.0				
5211408	Klipriver H	N	5	34		97.1			34	100.0	34	100.0	88	100.0	79	97.5	36	100.0	43	97.7	36	100.0	85	41.2	51	82.4		
5211219	Kwadlamini H	N	2	19		57.9			19	78.9	19	84.2	31	100.0	12	91.7			12	91.7	19	100.0	12	58.3	12	33.3		
5211109	Kwantatshana Public S	N	3	15		86.7			35	91.4	21	85.7	59	100.0	44	84.1			38	44.7	30	83.3	29	48.3	24	62.5		
5211409	Kwaphayikeni H	N	2	28		89.3			28	89.3	28	96.4	77	100.0	49	100.0	14	100.0	49	87.8	50	100.0	27	96.3	27	74.1		
5211410	Kwaphindavele Combined	N	3						22	68.2			22	100.0					22	68.2	16	87.5	6	66.7	22	31.8		
5211411	Ladysmith H	N	5	64		100.0					56	96.4	54	100.0	56	100.0	115	100.0	110	98.2	80	100.0	142	93.0	97	97.9		
5211412	Ladysmith S	N	5	106		93.4			136	97.8					180	98.3			175	84.0	145	100.0	84	90.5	49	93.9		
5211315	Limehill H	N	3	31		100.0	33	100.0	51	98.0	51	98.0	84	100.0	7	100.0			26	100.0	49	100.0	35	97.1	33	100.0		
5211316	Lokothwayo Combined	N	1	30		56.7			30	73.3	30	56.7	55	98.2	25	88.0			25	60.0	42	90.5	13	61.5	25	28.0		
5211413	Madilika Combined	N	3										38	100.0	38	100.0			38	60.5			38	47.4	38	13.2		
5211110	Mafu H	N	2	27		7.4	32	93.8	35	88.6	27	100.0	95	95.8	36	50.0	22	100.0	46	95.7	22	54.5	73	86.3	46	82.6		
5211414	Magwababa H	N	3	21		66.7	26	96.2	23	87.0	21	66.7	50	96.0	11	90.9	8	87.5	29	75.9	20	85.0	30	33.3	11	72.7		
5211317	Mandlakhe S	N	1						4	100.0			4	100.0	4	100.0			4	25.0	4	100.0						
5211415	Mangcengeza H	N	3						34	88.2			34	100.0	34	70.6	34	94.1			26	84.6	8	37.5				
5211318	Mankayana H	N	1	15		40.0			15	60.0	15	86.7	14	100.0									15	26.7				
5211111	Maqoqa S	N	2	13		84.6					13	84.6	39	94.9	26	73.1			26	61.5			39	46.2	26	57.7		

District Name	Centre no	Centre name	Dimaledi	Quintile	Accounting		Agricultural Sciences		Business Studies		Economics		English (FAL)		Geography		History		Life Sciences		Mathematical Literacy		Mathematics		Physical Sciences			
					Wrote	% Achieved at 30% and above	Wrote	% Achieved at 30% and above	Wrote	% Achieved at 30% and above	Wrote	% Achieved at 30% and above	Wrote	% Achieved at 30% and above	Wrote	% Achieved at 30% and above	Wrote	% Achieved at 30% and above	Wrote	% Achieved at 30% and above	Wrote	% Achieved at 30% and above	Wrote	% Achieved at 30% and above	Wrote	% Achieved at 30% and above	Wrote	% Achieved at 30% and above
					UTHUKELA	5211416	Mashobane S	N	3			10	100.0					10	100.0	10	70.0			10	60.0			10
5211417	Masoyi S	N	3	39		76.9			39	100.0	39	97.4	39	100.0									39	17.9				
5211112	Mavumbuka H	N	1	8		100.0			8	100.0			39	100.0	31	93.5	11	100.0	20	85.0	18	94.4	21	100.0	20	90.0		
5211113	Meadowsweet Combined	N	3										63	100.0					63	96.8	41	100.0	22	95.5	22	100.0		
5211418	Mhlanganyelwa Combined	N	3				15	93.3					15	100.0	10	100.0			5	100.0	10	100.0	5	40.0	5	100.0		
5211114	Mhlwazini S	N	1										49	100.0	49	79.6	15	86.7	49	69.4	34	73.5	15	40.0	15	86.7		
5211220	Mhubheni H	N	3	14		71.4			32	100.0	14	100.0	31	100.0					18	100.0	13	92.3	19	84.2	18	100.0		
5211222	Mpumelelo H	N	1	29		72.4			29	89.7	29	93.1	52	100.0	23	100.0			23	100.0	23	100.0	29	79.3	23	87.0		
5211115	Mqedandaba H	N	1	22		54.5	39	92.3	40	90.0	40	97.5	106	100.0	28	28.6	28	100.0	67	61.2	62	56.5	45	33.3	39	25.6		
5211236	Mthaniya Combined	N	1						14	100.0	11	100.0	14	100.0			3	66.7	14	100.0	10	100.0	4	75.0				
5211116	Mthende H	N	1	16		56.3	47	93.6	16	56.3	16	81.3	62	91.9	20	90.0			47	100.0	28	100.0	35	85.7	27	100.0		
5211319	Mzimela H	N	1	21		95.2			21	100.0	21	85.7	39	100.0	18	88.9	11	100.0	18	77.8	32	93.8	7	100.0	7	100.0		
5211320	Ncinjane S	N	3	18		38.9	36	83.3	20	80.0	45	77.8	82	100.0	28	100.0	11	100.0	51	86.3	56	92.9	26	100.0	26	38.5		
5211420	Ndalela H	N	3	48		52.1			48	100.0	48	75.0	127	98.4	79	93.7	42	92.9	79	67.1	78	97.4	49	73.5	37	81.1		
5211321	Nethezeka H	N	1				10	90.0					10	100.0	10	90.0			10	90.0			10	0.0				
5211117	Ngcongcosi H	N	2	24		25.0			24	66.7	24	33.3	44	90.9	20	90.0			19	73.7	33	75.8	11	72.7	20	40.0		
5211223	Ngibongeleni H	N	3	24		50.0	19	84.2	24	95.8	24	83.3	91	100.0	48	95.8			67	82.1	50	96.0	41	56.1	37	51.4		
5211322	Ngoza S	N	2	52		71.2			31	80.6	31	80.6	52	98.1					21	100.0	15	100.0	37	56.8	21	57.1		
5211224	Njeza S	N	1	8		62.5	18	94.4	8	100.0			28	89.3	2	100.0			20	90.0	5	100.0	23	39.1	18	66.7		
5211118	Nobomi S	N	2										25	100.0	25	92.0	12	100.0	25	84.0	12	100.0	13	61.5	13	100.0		
5211119	Nqobile Combined	N	1	9	44.4	26	50.0	23	65.2	9	66.7	35	94.3			14	57.1	12	83.3	19	73.7	16	56.3	12	66.7			
5211323	Nsikayezwe Combined	N	1	17	52.9			25	88.0	17	88.2	25	100.0					8	87.5	18	100.0	7	100.0	8	100.0			

District Name	Centre no	Centre name	Dimaledi	Quintile	Accounting		Agricultural Sciences		Business Studies		Economics		English (FAL)		Geography		History		Life Sciences		Mathematical Literacy		Mathematics		Physical Sciences			
					Wrote	% Achieved at 30% and above	Wrote	% Achieved at 30% and above	Wrote	% Achieved at 30% and above	Wrote	% Achieved at 30% and above	Wrote	% Achieved at 30% and above	Wrote	% Achieved at 30% and above	Wrote	% Achieved at 30% and above	Wrote	% Achieved at 30% and above	Wrote	% Achieved at 30% and above	Wrote	% Achieved at 30% and above	Wrote	% Achieved at 30% and above	Wrote	% Achieved at 30% and above
					UTHUKELA	5211421	Ntababusuku Junior Secondary	N	2	11	36.4			11	100.0	11	72.7	21	100.0	10	100.0			10	100.0	11	100.0	10
5211120	Ntathakusa S	N	3	17		47.1	44	81.8	17	64.7	17	58.8	137	98.5	75	69.3	67	62.7	44	77.3	89	42.7	48	52.1	44	22.7	44	22.7
5211324	Phindokuhle H	N	3	26		57.7			26	100.0	26	92.3	30	96.7	4	100.0			4	100.0	19	78.9	11	9.1	4	100.0		
5211325	Phoweni S	N	3				9	100.0					21	95.2	21	85.7	12	83.3	9	44.4	12	41.7	9	0.0				
5211121	Potshini H	N	3	32		90.6			31	96.8	31	74.2	31	100.0									31	35.5				
5211122	Qhozo H	N	1	57		33.3	27	85.2	57	80.7	30	66.7	84	100.0	57	49.1	27	92.6	54	68.5	30	80.0	54	16.7	27	74.1		
5211326	Qophindlela S	N	4	38		39.5					38	71.1	107	99.1	107	98.1	18	100.0	69	81.2	18	100.0	89	61.8	51	62.7		
5211327	Sahlumbe H	N	1	14		85.7			14	78.6	14	78.6	68	100.0	54	94.4	36	97.2	54	55.6	36	100.0	32	53.1	18	38.9		
5211328	Sakhelwe H	N	3	82		59.8			82	95.1	82	89.0	195	99.5	114	86.0	77	80.5	114	75.4	129	91.5	67	70.1	37	100.0		
5211422	Sicelokuhle H	N	3	36		52.8	30	86.7	36	83.3	36	52.8	117	98.3	81	81.5	20	75.0	51	66.7	61	77.0	56	26.8	31	51.6		
5211329	Sicelukukhanya H	N	4	29		86.2	17	94.1	19	94.7	44	95.5	80	100.0	40	95.0	10	100.0	33	69.7	27	92.6	53	28.3	24	70.8		
5211330	Sigweje H	N	3	42		95.2	27	92.6	42	100.0	42	97.6	95	98.9	19	52.6	19	94.7	34	94.1	44	72.7	50	52.0	34	82.4		
5211423	Silindokuhle S	N	3	19		36.8			19	100.0	19	63.2	46	100.0	27	88.9			27	85.2	15	80.0	31	41.9	27	70.4		
5211331	Silokoza S	N	1	31		100.0			31	100.0	31	87.1	76	100.0	45	100.0			45	71.1	50	78.0	26	23.1	45	100.0		
5211332	Siphimfundo S	N	1	20		100.0			31	90.3	31	64.5	77	97.4	43	90.7	13	100.0	43	95.3	24	83.3	53	22.6	33	45.5		
5211225	Siphokuhle H	N	3	18		55.6			18	94.4	18	72.2	34	100.0	16	87.5			16	81.3	18	83.3	16	56.3	16	43.8		
5211226	Siraatul Haq Islamic	N		6		100.0			17	100.0					16	100.0	21	100.0	7	100.0	16	100.0	6	100.0	5	80.0		
5211424	Sizakhle Public S (Ladysmith)	N	3	27		66.7			67	97.0	27	88.9	136	97.8	91	93.4	31	100.0	37	70.3	97	89.7	39	53.8	37	54.1		
5211227	Sizathina H	N	1	13		100.0	26	100.0	18	94.4	16	100.0	75	98.7	31	90.3	31	87.1	26	100.0	36	94.4	39	61.5	26	100.0		
5211228	Sobabili H	N	2	10		100.0	17	100.0	21	100.0	10	100.0	38	100.0	11	54.5			28	89.3	20	95.0	18	72.2	17	100.0		
5211123	Sokesimbone H	N	1			26	100.0	12	100.0			26	100.0					26	100.0	12	91.7	14	85.7	14	64.3			
5211425	Steadville S	N	5	11	100.0			59	100.0			80	100.0	21	100.0			80	70.0	48	100.0	32	62.5	21	90.5			

District Name	Centre no	Centre name	Dimaledi	Quintile	Accounting		Agricultural Sciences		Business Studies		Economics		English (FAL)		Geography		History		Life Sciences		Mathematical Literacy		Mathematics		Physical Sciences			
					Wrote	% Achieved at 30% and above	Wrote	% Achieved at 30% and above	Wrote	% Achieved at 30% and above	Wrote	% Achieved at 30% and above	Wrote	% Achieved at 30% and above	Wrote	% Achieved at 30% and above	Wrote	% Achieved at 30% and above	Wrote	% Achieved at 30% and above	Wrote	% Achieved at 30% and above	Wrote	% Achieved at 30% and above	Wrote	% Achieved at 30% and above	Wrote	% Achieved at 30% and above
					UTHUKELA	5211124	Tabhane S	N	2	28	42.9	39	97.4	61	91.8	28	82.1	119	98.3	68	86.8	33	100.0	37	100.0	34	76.5	85
	5211426	Tatane S	N	2	10	100.0	14	100.0	10	100.0			23	100.0	24	95.8			14	100.0	14	100.0	9	0.0				
	5211229	Tatazela S	N	3	14	100.0			12	75.0	12	66.7	77	97.4	63	76.2	38	60.5	27	100.0	38	65.8	39	82.1	27	37.0		
	5211239	Thembalihle Combined	N	2	30	16.7			30	26.7	30	33.3	60	86.7	30	66.7			29	62.1	60	65.0			30	23.3		
	5211427	Thembela H	N	2	30	70.0			30	100.0	30	70.0	74	97.3	44	79.5			22	100.0	52	88.5	22	59.1	22	95.5		
	5211125	Thintwa S	N	2									26	96.2	26	42.3	26	76.9	26	53.8	26	76.9						
	5211126	Thokoza H	N	3	24	62.5	23	95.7	24	79.2	24	50.0	62	98.4	15	66.7	15	93.3	23	95.7	15	66.7	47	31.9	23	91.3		
	5211127	Tholithemba H	N	2	37	56.8			37	67.6	37	97.3	159	98.7	122	58.2	20	50.0	121	56.2	80	65.0	79	45.6	51	56.9		
	5211128	Tshanibezwe H	N	2	82	72.0			38	100.0	59	94.9	82	100.0							34	88.2	48	89.6	23	65.2		
	5211129	Ubulinga S	N	2	52	30.8	20	80.0	86	70.9	52	82.7	112	97.3	39	46.2	34	97.1	26	80.8	95	77.9	17	35.3	26	23.1		
	5211130	Ukhahlamba H	N	2	4	100.0	10	100.0	4	100.0	4	100.0	37	100.0	33	93.9	17	100.0	16	62.5	33	97.0	4	100.0	6	100.0		
	5211131	Ukhali H	N	1	10	100.0			10	100.0	10	100.0	45	100.0	35	77.1	18	100.0	35	100.0	18	66.7	27	92.6	17	64.7		
	5211333	Umbango S	N	3	30	83.3	37	100.0	55	96.4	30	100.0	92	100.0	92	94.6	25	100.0	62	90.3	25	92.0	67	49.3	37	75.7		
	5211428	Uxolo Nokuzwana S	N	3					20	90.0			20	100.0	14	78.6	18	100.0	6	83.3	18	83.3	2	0.0	2	0.0		
	5211230	Vukasekusile S	N	3	18	61.1			18	100.0	18	33.3	37	100.0	19	89.5			19	84.2	23	82.6	14	21.4	19	63.2		
	5211231	Weenen Combined	N	2	17	82.4	8	100.0	33	84.8	17	70.6	70	95.7	37	81.1	6	100.0	29	82.8	33	84.8	37	62.2	31	77.4		
	5211232	Wembezi S	N	3	33	18.2			33	93.9	40	40.0	92	100.0	59	91.5	29	100.0	39	61.5	58	56.9	34	35.3	30	93.3		
	5211429	Wesselsnek Combined	N	3	8	87.5			8	87.5	8	75.0	8	100.0									8	12.5				
	5211430	Windsor S	N	5	25	100.0			83	86.7					100	99.0	11	90.9	125	84.0	82	96.3	54	81.5	28	89.3		
	5211431	Zankosheni H	N	2	25	68.0					25	64.0	25	100.0									25	28.0				
	5211334	Zikode H	N	1									16	93.8	16	75.0	8	100.0			8	100.0	8	75.0	8	75.0		

District Name	Centre no	Centre name	Dimaledi	Quintile	Accounting		Agricultural Sciences		Business Studies		Economics		English (FAL)		Geography		History		Life Sciences		Mathematical Literacy		Mathematics		Physical Sciences			
					Wrote	% Achieved at 30% and above	Wrote	% Achieved at 30% and above	Wrote	% Achieved at 30% and above	Wrote	% Achieved at 30% and above	Wrote	% Achieved at 30% and above	Wrote	% Achieved at 30% and above	Wrote	% Achieved at 30% and above	Wrote	% Achieved at 30% and above	Wrote	% Achieved at 30% and above	Wrote	% Achieved at 30% and above	Wrote	% Achieved at 30% and above	Wrote	% Achieved at 30% and above
					UTHUNGULU	5113401	Amangwe H	N	3	3	100.0	10	90.0			3	100.0	30	100.0	17	70.6			26	65.4	18	88.9	12
5113301	Amaphuthu H	N	1	20		25.0			21	57.1	20	40.0	67	98.5					47	31.9	19	47.4	48	20.8	25	36.0		
5113302	Amazondi Junior Secondary	N	1	25		80.0	30	100.0	25	100.0	25	100.0	55	100.0					29	100.0	24	87.5	31	58.1	30	100.0		
5113402	Aquadene S	N	5	14		64.3	31	87.1	13	100.0	14	92.9			37	100.0			91	82.4	18	100.0	87	62.1	73	69.9		
5113101	Bagibile H	N	2	18		38.9	46	65.2	18	94.4	18	66.7	64	98.4	46	58.7			46	50.0	48	70.8	16	62.5	8	0.0		
5113403	Balondo H	N	3	10		50.0			31	87.1			44	97.7	31	61.3			44	59.1	31	87.1	13	69.2	12	83.3		
5113102	Batshazwayo S	N	1	6		83.3	9	100.0	6	100.0	6	100.0	27	100.0	21	66.7			21	81.0			27	3.7	12	66.7		
5113103	Bhamu H	N	2						15	33.3			18	77.8	18	33.3			18	33.3	15	33.3	3	100.0	3	33.3		
5113104	Bhekeshowe H	N	2	13		15.4	7	100.0	13	53.8	13	100.0	62	100.0	41	48.8	41	85.4	48	27.1	54	46.3	8	62.5	8	75.0		
5113405	Bhekikusasa H	N	2	4		50.0							46	100.0	46	78.3	34	100.0	28	75.0	38	84.2	8	87.5	8	75.0		
5113406	Bhekukwazi S	N	2	23		100.0	35	94.3	59	37.3	11	100.0	59	91.5	36	100.0			48	100.0	35	91.4	24	79.2	24	100.0		
5113303	Bhilibana Junior Secondary	N	1	10		40.0	8	100.0	38	92.1			46	97.8			28	71.4	46	15.2	28	78.6	18	11.1	8	12.5		
5113304	Bhuqwini H	N	1	17		11.8	18	100.0	17	100.0	17	100.0	68	89.7	33	48.5	24	100.0	51	100.0	26	73.1	42	9.5	27	100.0		
5113305	Bizimali H	Y	1	50		74.0	137	92.7	70	90.0	48	91.7	277	98.6	162	85.2	25	96.0	154	87.7			278	49.3	183	60.1		
5113407	Cebisa H	N	2	9		0.0	50	46.0	9	55.6	9	66.7	59	96.6			50	68.0	50	38.0	37	59.5	22	0.0				
5113201	Dlamvuzo Senior Secondary	N	5	32		31.3			32	40.6	32	50.0	157	93.0	90	61.1			124	25.8	81	42.0	75	25.3	72	25.0		
5113202	Dlangezwa H	Y	4	41		85.4			41	97.6	41	100.0	155	100.0	50	96.0			114	92.1			155	71.6	114	95.6		
5113408	Dlemudlemu S	N	2	30		33.3	20	85.0	30	96.7	30	100.0	64	100.0	14	85.7	14	92.9	34	70.6	44	90.9	20	65.0	20	95.0		
5113409	Dondotha H	N	3	21		38.1			24	100.0	21	85.7	66	100.0					45	82.2	36	86.1	30	66.7	45	48.9		
5113410	Dover Combined	Y	3										77	100.0	30	96.7	31	100.0	47	85.1	31	80.6	46	65.2	46	63.0		
5113306	Dr Sj Baloyi	N	2	41	68.3	99	69.7	35	94.3	89	93.3	102	100.0					71	95.8			102	51.0	72	22.2			
5113411	Dumanikahle H	N	2	24	100.0			73	90.4	24	100.0	112	100.0	83	97.6			39	100.0	73	47.9	39	53.8	39	10.3			

District Name	Centre no	Centre name	Dimaledi	Quintile	Accounting		Agricultural Sciences		Business Studies		Economics		English (FAL)		Geography		History		Life Sciences		Mathematical Literacy		Mathematics		Physical Sciences			
					Wrote	% Achieved at 30% and above	Wrote	% Achieved at 30% and above	Wrote	% Achieved at 30% and above	Wrote	% Achieved at 30% and above	Wrote	% Achieved at 30% and above	Wrote	% Achieved at 30% and above	Wrote	% Achieved at 30% and above	Wrote	% Achieved at 30% and above	Wrote	% Achieved at 30% and above	Wrote	% Achieved at 30% and above	Wrote	% Achieved at 30% and above	Wrote	% Achieved at 30% and above
					UTHUNGULU	5113412	Ekupheleni S	N	3	25	88.0	18	100.0	25	100.0	25	88.0	132	99.2	68	95.6	51	100.0	35	88.6	91	84.6	41
5113413	Elangeni S	N	1										54	96.3	44	59.1			54	48.1	32	53.1	22	31.8	24	45.8		
5113414	Emkhayideni Technical H	N	3	23		91.3			23	100.0	23	100.0	97	100.0	57	100.0			57	98.2			97	56.7	74	89.2		
5113415	Emondini H	N	3	22		81.8	50	98.0	22	90.9	22	100.0	149	99.3	59	98.3	59	74.6	68	91.2	71	57.7	78	87.2	68	75.0		
5113203	Emoyeni H	N	3	21		9.5			21	95.2	21	100.0	87	96.6	51	66.7	15	100.0	67	94.0	51	82.4	37	27.0	36	97.2		
5113416	Empangeni H	Y	5	61		98.4			100	98.0			32	100.0	36	94.4	24	100.0	103	97.1	59	98.3	151	80.8	94	96.8		
5113308	Emthungweni H	N	1	20		100.0	28	85.7	54	53.7	54	83.3	82	79.3					29	48.3	53	60.4	29	10.3	28	21.4		
5113417	Encutshini H	N	2	3		100.0			2	100.0			22	100.0	19	94.7			22	100.0	1	100.0	21	52.4	20	95.0		
5113418	Enhlangwini S	N	2	14		28.6			17	64.7			41	100.0	41	68.3			27	77.8	26	65.4	15	46.7	24	83.3		
5113419	Entembeni H	N	2	19		36.8	22	50.0	19	52.6	19	57.9	67	82.1	27	3.7	27	40.7	49	20.4	34	20.6	34	26.5	22	40.9		
5113105	Eshowe H	Y	5	48		95.8			50	100.0	30	100.0			33	100.0	22	100.0	70	95.7	66	100.0	68	97.1	51	96.1		
5113204	Ezakheleni H	N	1	12		33.3	30	76.7	12	91.7	12	100.0	70	97.1	28	57.1	28	89.3	58	44.8	28	60.7	42	23.8	30	50.0		
5113420	Ezizqizweni H	N	1	8		37.5	28	85.7	19	68.4	8	100.0	36	94.4					28	96.4	19	89.5	17	52.9	17	64.7		
5113421	Ezwenilethu S	N	2	5		80.0			27	100.0			27	100.0					27	96.3			27	74.1	22	95.5		
5113106	Gala H	N	1	13		30.8			13	100.0	13	84.6	24	95.8	11	100.0			11	100.0	13	100.0	11	54.5	11	90.9		
5113107	Gawozi S	N	3	27		44.4			61	65.6	46	95.7	116	98.3	70	82.9	21	90.5	68	80.9	58	56.9	58	31.0	49	30.6		
5113108	Gcwalulwazi H	N	4	86		48.8	83	95.2	86	93.0	86	94.2	183	100.0					97	91.8	69	97.1	114	87.7	97	96.9		
5113422	Gijimana Senior Secondary	N	2	16		93.8			16	100.0	16	100.0	44	100.0	28	75.0			28	60.7	19	100.0	25	36.0	28	14.3		
5113309	Godide H	N	1	20		70.0	13	69.2	23	43.5	21	90.5	59	100.0	30	80.0			39	87.2	16	75.0	44	31.8	32	3.1		
5113310	Golozela S	N	1	24		83.3	31	100.0	24	91.7	24	100.0	141	97.9	84	92.9			117	100.0	55	100.0	88	80.7	69	100.0		
5113109	Gqokinsimbi Junior Secondary	N	2	2	100.0	46	47.8	50	78.0	13	76.9	86	100.0	25	100.0			13	100.0	75	80.0	11	63.6	11	63.6			
5113423	Gqokubukhosi S	N	1			30	60.0					30	90.0	25	64.0			30	23.3	25	76.0	5	20.0	5	20.0			

District Name	Centre no	Centre name	Dimaledi	Quintile	Accounting		Agricultural Sciences		Business Studies		Economics		English (FAL)		Geography		History		Life Sciences		Mathematical Literacy		Mathematics		Physical Sciences			
					Wrote	% Achieved at 30% and above	Wrote	% Achieved at 30% and above	Wrote	% Achieved at 30% and above	Wrote	% Achieved at 30% and above	Wrote	% Achieved at 30% and above	Wrote	% Achieved at 30% and above	Wrote	% Achieved at 30% and above	Wrote	% Achieved at 30% and above	Wrote	% Achieved at 30% and above	Wrote	% Achieved at 30% and above	Wrote	% Achieved at 30% and above	Wrote	% Achieved at 30% and above
					UTHUNGULU	5113110	Gwebushe Junior Secondary	N	2	7	28.6					14	7.1	17	100.0					3	66.7	9	88.9	8
5113111	Hhashi S	N	2	18		72.2			18	66.7	18	83.3	18	100.0									18	0.0				
5113205	Hlakaniphani S	N	3	26		23.1	30	80.0			26	96.2	60	96.7	19	73.7			34	64.7	44	90.9	16	50.0	15	53.3		
5113206	Hlamvana S	N	5	29		65.5	87	87.4	168	91.7	36	97.2	270	99.3	80	80.0			154	48.7	139	69.1	131	35.9	92	58.7		
5113424	Hluma S	N	3	22		72.7	26	88.5	87	86.2	22	77.3	113	100.0	84	79.8			91	62.6	60	86.7	53	60.4	31	48.4		
5113425	Ihawulethu S	N	2	28		78.6	43	100.0	28	96.4	28	82.1	71	100.0	43	65.1			43	100.0	55	78.2	16	93.8	43	14.0		
5113112	Impande H	N	2	8		50.0			8	100.0	8	100.0	40	97.5	32	71.9	27	100.0	32	62.5	36	77.8	3	0.0	5	0.0		
5113426	Incaphayi H	N	2	12		83.3	12	100.0	11	100.0	11	100.0	30	100.0	19	94.7			19	78.9	20	85.0	10	90.0	7	100.0		
5113207	Iniwe S	N	3	15		40.0			15	86.7	15	86.7	15	100.0									15	0.0				
5113208	Isandlwana S	N	5						64	100.0	32	100.0	32	100.0					97	87.6	32	87.5	65	70.8	65	70.8		
5113209	Isikhalasenkosi Junior Secondary	N	2	3		100.0			3	66.7	3	66.7	7	100.0	4	100.0			4	100.0			7	14.3	4	75.0		
5113427	Isiphephelo H	N	3	4		100.0	10	80.0	27	77.8	27	100.0	74	98.6	33	63.6	7	100.0	47	44.7	54	70.4	20	45.0	20	80.0		
5113428	Isulomphakathi S	N	2	31		45.2			42	100.0	31	96.8	67	98.5			11	100.0	37	94.6	42	92.9	26	96.2	26	11.5		
5113312	Ithala H	N	1	24		62.5	28	82.1	24	100.0	24	87.5	52	100.0					28	75.0	24	87.5	28	53.6	28	78.6		
5113429	John Ross College	N	5	62		98.4			130	99.2					138	96.4			139	93.5	41	97.6	178	71.9	101	87.1		
5113430	Khanyiselisizwe H	N	2	35		25.7	36	88.9	35	54.3	35	80.0	90	98.9	19	52.6			55	61.8	50	26.0	40	15.0	55	38.2		
5113431	Khombindlela H	N	4	71		93.0	44	93.2	195	97.9	40	100.0	195	100.0	71	83.1	56	100.0	68	95.6	56	83.9	139	52.5	99	66.7		
5113210	Khula H	Y	5	106		83.0	120	88.3	42	95.2	33	97.0	318	100.0	201	82.6			225	77.3	93	83.9	225	56.9	150	74.7		
5113313	King Cetshwayo S	Y	1	12		66.7	58	69.0	12	66.7	12	75.0	70	94.3	33	57.6			58	70.7	44	61.4	26	84.6	25	16.0		
5113432	Kwanxusa H	N	3	13		84.6			56	91.1			92	100.0	92	93.5			92	88.0	56	100.0	36	55.6	23	60.9		
5113433	Langalibomvu H	N	1	15	100.0			15	100.0	15	100.0	48	97.9	33	100.0			33	100.0	8	87.5	40	100.0	33	33.3			
5113434	Lindinkosi S	N	3	9	44.4	19	63.2	17	88.2			36	94.4					27	44.4	29	69.0	7	28.6	19	31.6			

District Name	Centre no	Centre name	Dimaledi	Quintile	Accounting		Agricultural Sciences		Business Studies		Economics		English (FAL)		Geography		History		Life Sciences		Mathematical Literacy		Mathematics		Physical Sciences			
					Wrote	% Achieved at 30% and above	Wrote	% Achieved at 30% and above	Wrote	% Achieved at 30% and above	Wrote	% Achieved at 30% and above	Wrote	% Achieved at 30% and above	Wrote	% Achieved at 30% and above	Wrote	% Achieved at 30% and above	Wrote	% Achieved at 30% and above	Wrote	% Achieved at 30% and above	Wrote	% Achieved at 30% and above	Wrote	% Achieved at 30% and above	Wrote	% Achieved at 30% and above
					UTHUNGULU	5113435	Lizwi S	N	4	23	52.2			23	91.3	23	78.3	98	100.0	54	88.9			54	70.4	60	80.0	38
5113314	Lushaba S	N	1	12		50.0	20	95.0	14	78.6	14	85.7	81	96.3	48	91.7			39	92.3	38	89.5	44	52.3	36	94.4		
5113113	Mafunda S	N	1	31		32.3	27	63.0	21	76.2	31	51.6	82	98.8	22	77.3	24	95.8	42	50.0	52	71.2	31	25.8	28	25.0		
5113114	Magemfane H	N	1	18		61.1			18	88.9			43	95.3					25	96.0			43	55.8	25	100.0		
5113315	Magqama H	N	1	5		80.0			34	52.9	5	60.0	34	100.0			6	100.0	23	52.2			34	2.9	9	33.3		
5113211	Majiya S	N	2	15		100.0			50	72.0	50	72.0	136	96.3	62	56.5			43	58.1	92	46.7	45	17.8	24	33.3		
5113115	Mandlosuthu S	N	2	19		15.8			19	94.7	22	90.9	22	100.0							14	71.4	8	12.5	3	66.7		
5113436	Manqamu H	N	2	19		52.6			19	94.7	19	100.0	106	100.0	56	83.9	56	98.2	31	100.0	75	90.7	32	81.3	32	75.0		
5113116	Manxele S	N	2						24	100.0	24	100.0	24	100.0							16	93.8	8	100.0	24	100.0		
5113437	Manzimhlophe H	N	2	31		16.1	25	100.0	30	100.0	30	100.0	55	100.0	25	88.0			25	100.0			55	20.0	25	48.0		
5113438	Masakhane H	N	3	8		62.5	20	65.0	8	100.0	19	94.7	77	100.0	49	61.2	36	61.1	22	72.7	53	58.5	24	58.3	20	60.0		
5113212	Mashanandane S	N	1										55	100.0	55	100.0	32	96.9	55	70.9	30	60.0	23	87.0	23	100.0		
5113316	Mashinga H	N	1	78		25.6	263	65.0	76	65.8	78	56.4	362	92.3	87	32.2	19	84.2	210	48.1	129	40.3	236	31.8	210	73.8		
5113317	Mashushu H	N	1	15		6.7			15	100.0	15	93.3	52	80.8	37	37.8	19	89.5	37	10.8	31	41.9	21	14.3	18	11.1		
5113213	Matamzana Dube S	N	4	10		100.0	108	79.6	10	100.0	10	100.0	118	100.0	25	100.0			96	88.5	28	92.9	90	55.6	83	68.7		
5113117	Matheku S	N	3	20		45.0	20	75.0	20	80.0	20	75.0	61	95.1	21	33.3			20	70.0	21	23.8	40	12.5	20	35.0		
5113318	Matholamnyama S	N	1	23		100.0	30	93.3	23	100.0	23	100.0	76	98.7	23	100.0	22	100.0	53	86.8	42	92.9	34	64.7	31	74.2		
5113118	Mavumengwane H	N	1	44		43.2	31	83.9	44	63.6	44	50.0	107	96.3	23	60.9	32	96.9	31	96.8	76	34.2	31	19.4	31	54.8		
5113319	Mbangayiya Junior Secondary	N	1	14		50.0	27	7.4	20	55.0	15	100.0	57	57.9	17	58.8	20	35.0	43	32.6	28	21.4	31	19.4	19	47.4		
5113320	Mbatshazwa S	N	1	24		12.5	21	85.7	22	22.7	23	26.1	44	77.3					22	72.7	6	83.3	39	20.5	23	30.4		
5113321	Mbizwe H	N	2	16	68.8	21	100.0	16	93.8	16	100.0	37	89.2					21	90.5	21	100.0	16	68.8	21	76.2			
5113439	Mbusowabathethwa Senior Secondary	N	3	33	72.7	45	97.8	31	100.0	32	90.6	103	99.0	26	69.2	25	88.0	72	73.6	54	83.3	50	62.0	46	87.0			

District Name	Centre no	Centre name	Dimaledi	Quintile	Accounting		Agricultural Sciences		Business Studies		Economics		English (FAL)		Geography		History		Life Sciences		Mathematical Literacy		Mathematics		Physical Sciences			
					Wrote	% Achieved at 30% and above	Wrote	% Achieved at 30% and above	Wrote	% Achieved at 30% and above	Wrote	% Achieved at 30% and above	Wrote	% Achieved at 30% and above	Wrote	% Achieved at 30% and above	Wrote	% Achieved at 30% and above	Wrote	% Achieved at 30% and above	Wrote	% Achieved at 30% and above	Wrote	% Achieved at 30% and above	Wrote	% Achieved at 30% and above	Wrote	% Achieved at 30% and above
					UTHUNGULU	5113214	Mbuyiseni H	N	3	16	62.5			16	100.0			37	100.0	21	81.0	11	100.0	10	100.0	25	84.0	12
5113215	Mcabango H	N	3										33	100.0	33	87.9			33	75.8			33	9.1				
5113440	Mevamhlophe H	N	3	16		50.0			58	48.3	16	62.5	90	94.4	74	47.3			74	32.4	42	50.0	48	12.5	32	34.4		
5113441	Mfaniso S	N	3	6		33.3			6	66.7	6	100.0	27	96.3	21	81.0			21	100.0	5	100.0	22	40.9	21	47.6		
5113442	Mgezeni H	N	2	53		96.2			136	94.1			249	98.8	113	61.1			53	96.2	196	64.8	53	67.9	53	100.0		
5113119	Mgitshwa H	N	2	24		50.0	21	90.5	24	95.8	24	100.0	74	100.0	29	51.7	29	93.1	21	90.5	53	75.5	21	42.9	21	42.9		
5113120	Mhlakaza H	N	1				29	93.1					29	96.6	29	100.0			29	37.9			29	89.7				
5113216	Mjabuliseni S	N	1	28		21.4			27	40.7	28	57.1	66	90.9					38	47.4	28	57.1	38	23.7	38	26.3		
5113443	Mkhombisi H	N	2	33		24.2	42	66.7	34	70.6	33	75.8	99	94.9	24	41.7			65	60.0	27	51.9	72	25.0	47	8.5		
5113444	Mkhonto H	N	2				11	72.7					22	100.0	12	83.3	11	100.0	10	80.0	12	41.7	10	0.0				
5113322	Mloyiswa Junior Secondary	N	2	15		100.0	26	73.1	15	100.0	15	100.0	41	100.0					26	53.8	13	100.0	28	14.3	26	30.8		
5113445	Mningi H	N	2	41		100.0	30	100.0	136	91.9	41	97.6	244	100.0	48	100.0			101	100.0	146	98.6	98	96.9	54	98.1		
5113323	Mnqandi H	N	2	12		75.0			12	100.0	12	58.3	44	95.5	32	75.0	7	100.0	32	68.8	11	90.9	33	18.2	25	72.0		
5113324	Mnyakanya H	N	2	27		59.3	35	80.0	48	87.5	48	91.7	83	97.6					35	80.0	21	42.9	62	16.1	35	68.6		
5113446	Mpephose S	N	2	8		100.0			34	94.1	8	100.0	49	98.0	41	80.5			41	100.0	32	68.8	16	37.5	15	40.0		
5113325	Mphahleni S	N	2	8		87.5			28	92.9	28	64.3	37	100.0	29	44.8			9	44.4	24	70.8	13	23.1	9	11.1		
5113326	Mphathesitha Junior Secondary	N	2	50		40.0	66	65.2			50	94.0	116	100.0					66	65.2	50	84.0	66	25.8	66	50.0		
5113327	Mphemba H	N	2	63		98.4			65	100.0	63	100.0	151	90.1	86	90.7			88	89.8	6	100.0	143	100.0	86	60.5		
5113328	Mthiyahqwa S	N	2	67		9.0			67	76.1	67	68.7	219	91.3	139	33.1	40	47.5	94	50.0			220	9.1	112	23.2		
5113141	Mthonga S	N	1	15		6.7			15	46.7	15	73.3	15	93.3							15	53.3						
5113447	Mthonjaneni H	N	3	25	100.0			68	86.8	25	92.0	106	100.0	81	72.8			82	47.6	55	80.0	52	50.0	38	78.9			
5113217	Mthunzini H	N	2	34	14.7	75	34.7	34	29.4	34	50.0	130	89.2	96	47.9	21	81.0	96	68.8	57	36.8	73	11.0	39	41.0			

District Name	Centre no	Centre name	Dimaledi	Quintile	Accounting		Agricultural Sciences		Business Studies		Economics		English (FAL)		Geography		History		Life Sciences		Mathematical Literacy		Mathematics		Physical Sciences			
					Wrote	% Achieved at 30% and above	Wrote	% Achieved at 30% and above	Wrote	% Achieved at 30% and above	Wrote	% Achieved at 30% and above	Wrote	% Achieved at 30% and above	Wrote	% Achieved at 30% and above	Wrote	% Achieved at 30% and above	Wrote	% Achieved at 30% and above	Wrote	% Achieved at 30% and above	Wrote	% Achieved at 30% and above	Wrote	% Achieved at 30% and above	Wrote	% Achieved at 30% and above
					UTHUNGULU	5113218	Muntonokudla S	N	3	19	47.4	40	47.5	19	63.2	19	73.7	100	98.0	34	26.5			81	34.6	21	66.7	79
	5113329	Mvutshini H	N	1	44	97.7	61	96.7	44	84.1	44	86.4	105	97.1					61	95.1	25	100.0	79	57.0	61	91.8		
	5113219	Ndesheni H	N	3	12	50.0	48	75.0	12	100.0	12	100.0	75	100.0	15	93.3			63	71.4	30	93.3	44	40.9	33	45.5		
	5113448	Ndlabeyilandula S	N	2	14	50.0			32	87.5	14	100.0	57	100.0	43	88.4			25	92.0	36	100.0	20	75.0	25	80.0		
	5113121	Ndlongolwane H	N	1			20	65.0			29	89.7	49	100.0	29	72.4	29	100.0	20	80.0	29	55.2	20	35.0	20	60.0		
	5113122	Ndluyesilo H	N	2	37	8.1	47	85.1	37	83.8	37	89.2	84	97.6			11	100.0	47	38.3	38	92.1	45	100.0	36	22.2		
	5113330	Ngono S	N	1	101	66.3	79	87.3	96	75.0	92	68.5	367	91.6	192	81.8	80	82.5	274	62.4	108	69.4	259	42.5	191	50.3		
	5113331	Ngwekazi H	N	2	47	29.8	48	81.3	34	58.8	34	94.1	81	100.0	16	43.8	18	100.0	79	49.4	48	87.5	34	67.6	32	65.6		
	5113220	Ngwenya S	N	3	13	53.8	12	83.3	15	100.0	10	90.0	34	100.0	12	83.3			17	94.1	22	81.8	12	66.7	9	66.7		
	5113449	Nhloyana S	N	2	17	70.6			17	88.2	17	100.0	37	100.0	20	85.0	13	92.3	20	75.0	30	80.0	7	57.1	7	71.4		
	5113221	Nikiza S	N	3			7	14.3					7	71.4	7	28.6			7	14.3			7	14.3	7	0.0		
	5113222	Njingili S	N	2	12	50.0			12	100.0	12	66.7	55	92.7	43	69.8	19	94.7	43	53.5	19	78.9	36	19.4	24	87.5		
	5113333	Nkandla S	N	2	14	21.4	14	92.9	14	35.7	14	64.3	60	90.0	18	27.8			46	34.8	38	55.3	21	9.5	14	42.9		
	5113334	Nkanyiso H	N	1	15	46.7	15	40.0	15	53.3	15	93.3	30	100.0			15	93.3	15	33.3	30	80.0						
	5113450	Nkosithandle S	N	2	37	54.1	31	96.8	142	91.5	68	86.8	142	100.0	105	89.5			62	93.5	90	84.4	52	73.1	43	86.0		
	5113223	Nogabisela H	N	2	13	92.3	16	50.0	42	85.7	13	100.0	42	100.0	29	86.2			42	47.6			42	16.7	13	100.0		
	5113123	Nokhalela H	N	1	12	58.3	19	100.0	22	72.7	12	25.0	31	96.8			3	100.0	19	100.0	12	83.3	19	21.1	6	33.3		
	5113124	Nomaqoni Junior Secondary	N	2	23	26.1			23	56.5	22	77.3	23	87.0							22	54.5	1	100.0				
	5113125	Nomayaca H	N	2	32	56.3	30	86.7	32	81.3	32	84.4	88	90.9	26	65.4			56	51.8	53	64.2	35	68.6	30	83.3		
	5113335	Nongamlana H	N	1	32	9.4			35	48.6	32	31.3	50	76.0	18	55.6	3	100.0	15	60.0	35	57.1	15	26.7	15	60.0		
	5113451	Nongweleza H	N	3	44	56.8	44	68.2	44	65.9	44	68.2	150	99.3	51	70.6	51	78.4	56	71.4	116	42.2	35	40.0	56	28.6		
	5113126	Noqandela Junior Secondary	N	1			24	83.3	4	100.0			24	95.8			11	100.0	20	55.0			24	45.8	13	69.2		

District Name	Centre no	Centre name	Dimaledi	Quintile	Accounting		Agricultural Sciences		Business Studies		Economics		English (FAL)		Geography		History		Life Sciences		Mathematical Literacy		Mathematics		Physical Sciences			
					Wrote	% Achieved at 30% and above	Wrote	% Achieved at 30% and above	Wrote	% Achieved at 30% and above	Wrote	% Achieved at 30% and above	Wrote	% Achieved at 30% and above	Wrote	% Achieved at 30% and above	Wrote	% Achieved at 30% and above	Wrote	% Achieved at 30% and above	Wrote	% Achieved at 30% and above	Wrote	% Achieved at 30% and above	Wrote	% Achieved at 30% and above	Wrote	% Achieved at 30% and above
					UTHUNGULU	5113336	Nqamana Junior Secondary	N	1							8	100.0	8	75.0			8	75.0			8	87.5	8
5113127	Nqumizwe S	N	2	8		37.5	14	92.9	8	50.0	8	75.0	41	100.0	19	84.2	19	100.0	33	51.5	19	84.2	22	18.2	14	42.9		
5113128	Ntabantuzuma H	N	2	6		100.0	41	90.2	30	93.3	30	90.0	122	96.7	51	82.4	51	98.0	41	78.0	75	57.3	46	37.0	41	65.9		
5113452	Ntongande H	N	3	48		20.8			59	67.8	59	55.9	155	98.7	78	62.8			68	58.8	57	82.5	98	49.0	96	41.7		
5113224	Nzuza S	N	2	25		52.0			61	91.8	25	60.0	60	85.0			27	74.1	36	100.0	38	73.7	22	9.1	9	33.3		
5113453	Obuka Senior Secondary	N	1	16		100.0	37	81.1	16	100.0	16	87.5	53	100.0	12	100.0			37	40.5	26	30.8	27	88.9	25	84.0		
5113454	Old Mill H	N	5	102		62.7	107	84.1	103	92.2	54	88.9	210	100.0	43	90.7			112	83.9	43	76.7	167	46.1	113	54.9		
5113225	Ongoye S	N	3	19		68.4	52	61.5	19	94.7	19	94.7	143	99.3	124	57.3			124	46.0	53	54.7	90	15.6	71	18.3		
5113129	Phangifa Com-Tech	N	2	33		9.1			22	13.6	33	45.5	75	86.7									75	12.0	43	14.0		
5113338	Phembela S	N	1				21	100.0			21	100.0	21	90.5					21	100.0			21	52.4				
5113339	Phindizwe H	N	1	30		3.3	19	100.0	30	56.7	30	66.7	49	83.7					18	72.2	43	53.5	6	16.7	19	47.4		
5113130	Phindulimi H	N	2	22		50.0	20	95.0	22	86.4	22	72.7	56	98.2	14	78.6	14	64.3	20	95.0	36	77.8	20	45.0	20	40.0		
5113455	Phumosizini S	N	2				16	87.5	16	37.5			16	100.0					16	100.0	15	100.0						
5113142	Princess Langazana S	N	2	20		25.0	15	100.0	20	95.0	20	85.0	61	100.0	26	88.5	26	100.0	15	100.0	46	65.2	15	46.7	15	93.3		
5113226	Qantayi H	N	4	24		54.2	31	48.4	21	71.4	20	60.0	115	99.1	26	88.5			95	48.4	28	71.4	87	33.3	69	34.8		
5113227	Qhakaza S	N	3	17		100.0			13	100.0	35	82.9	109	100.0	55	90.9			54	79.6	38	86.8	71	38.0	74	25.7		
5113456	Qhamuka S	N	3	13		23.1	14	100.0	13	69.2	13	61.5	67	100.0	40	70.0	30	100.0	14	92.9	30	60.0	37	37.8	24	75.0		
5113457	Qondindlela S	N	2	8		100.0			17	70.6	17	88.2	43	83.7					26	46.2	15	40.0	28	25.0	26	38.5		
5113458	Richards Bay S	N	5	31		87.1			43	90.7					159	92.5			107	86.0	136	96.3	53	71.7	52	82.7		
5113459	Richardsbaai H	N	5	8		100.0			34	100.0			122	100.0	27	100.0	12	100.0	30	90.0	57	100.0	66	72.7	37	86.5		
5113341	Senzakahle Junior Secondary	N	2			26	61.5					26	84.6					26	73.1			26	73.1	26	65.4			

District Name	Centre no	Centre name	Dimaledi	Quintile	Accounting		Agricultural Sciences		Business Studies		Economics		English (FAL)		Geography		History		Life Sciences		Mathematical Literacy		Mathematics		Physical Sciences			
					Wrote	% Achieved at 30% and above	Wrote	% Achieved at 30% and above	Wrote	% Achieved at 30% and above	Wrote	% Achieved at 30% and above	Wrote	% Achieved at 30% and above	Wrote	% Achieved at 30% and above	Wrote	% Achieved at 30% and above	Wrote	% Achieved at 30% and above	Wrote	% Achieved at 30% and above	Wrote	% Achieved at 30% and above	Wrote	% Achieved at 30% and above	Wrote	% Achieved at 30% and above
					UTHUNGULU	5113342	Senzela Junior Secondary	N	1	19	15.8	27	74.1	19	84.2	19	73.7	46	97.8					27	51.9	17	76.5	29
	5113460	Sibekezele S	N	2	1	100.0			1	100.0	1	100.0	29	100.0	28	89.3			28	85.7	21	95.2	8	75.0	7	100.0		
	5113343	Sibhakabhaka S	N	1			9	77.8					9	100.0	9	66.7			9	66.7			9	11.1				
	5113228	Sibhakuza S	N	1	20	95.0	35	100.0	20	100.0	20	100.0	55	98.2	19	100.0			16	100.0	19	94.7	36	8.3	16	75.0		
	5113461	Sibonokuhle H	N	3	32	68.8			75	93.3	31	87.1	100	100.0	68	64.7			25	92.0	67	97.0	33	42.4	25	76.0		
	5113229	Sihubela S	N	2	13	23.1			13	84.6	13	92.3	39	79.5	26	80.8			26	38.5			39	23.1	26	38.5		
	5113462	Sinqobile H	N	2	17	35.3	11	81.8	17	88.2	17	94.1	40	100.0	23	95.7			23	43.5	24	91.7	16	6.3	12	33.3		
	5113131	Siphosethu H	N	2	14	28.6			14	100.0	14	100.0	46	97.8	32	84.4	23	100.0	32	34.4	33	57.6	13	15.4	9	44.4		
	5113132	Siphoso S	N	2	21	57.1	26	80.8	21	85.7	21	76.2	67	94.0	20	75.0	20	100.0	46	58.7	39	71.8	28	39.3	26	38.5		
	5113463	Sitheku H	N	2	11	81.8	8	87.5	11	90.9	11	100.0	39	89.7	12	83.3	12	66.7	28	39.3	12	75.0	27	29.6	16	18.8		
	5113230	Siyabonga S	N	2	9	44.4							42	100.0	33	45.5			42	35.7			42	9.5	42	31.0		
	5113464	Sizakhle Junior Secondary	N	3	30	16.7			30	100.0			30	100.0					30	83.3	22	100.0	8	87.5				
	5113344	Sizwesonke Junior Secondary	N	1	19	26.3			30	93.3	19	57.9	30	96.7					11	36.4	12	75.0	18	16.7	11	18.2		
	5113465	St Catherines H	N		12	100.0			6	100.0					10	100.0			11	100.0	1	100.0	19	100.0	12	100.0		
	5113133	Sunnydale S	N	4	60	66.7			37	94.6	37	83.8			66	84.8	36	88.9	53	84.9	57	87.7	70	54.3	53	47.2		
	5113466	Thanduyise H	N	5	24	50.0			24	83.3	23	78.3	154	100.0	130	70.8			130	60.8	55	81.8	99	31.3	75	28.0		
	5113467	Tholokuhle S	Y	4	47	89.4	41	87.8	117	97.4	26	96.2	345	100.0	180	88.9	54	100.0	286	72.7	173	93.6	172	68.6	132	73.5		
	5113231	Tisand Technical H	Y	5	23	91.3			10	100.0	23	100.0	223	100.0									223	76.2	200	68.0		
	5113468	Tshelamanzi S	N	3	42	11.9			58	41.4	42	52.4	58	84.5					16	31.3	41	31.7	17	0.0	16	25.0		
	5113134	Ubambiswano H	N	4	14	21.4	19	52.6	14	71.4	14	28.6	51	98.0	23	78.3	13	76.9	24	45.8	37	62.2	14	50.0	15	46.7		
	5113469	Umbiya S	N	2	17	70.6					17	88.2	96	97.9	79	68.4	45	88.9	96	62.5	62	74.2	34	23.5	34	91.2		
	5113232	Umdlamfe S	N	5	33	21.2	13	100.0	46	76.1	33	97.0	185	98.9	86	90.7	51	94.1	137	89.8	66	66.7	119	27.7	86	75.6		

District Name	Centre no	Centre name	Dimaledi	Quintile	Accounting		Agricultural Sciences		Business Studies		Economics		English (FAL)		Geography		History		Life Sciences		Mathematical Literacy		Mathematics		Physical Sciences			
					Wrote	% Achieved at 30% and above	Wrote	% Achieved at 30% and above	Wrote	% Achieved at 30% and above	Wrote	% Achieved at 30% and above	Wrote	% Achieved at 30% and above	Wrote	% Achieved at 30% and above	Wrote	% Achieved at 30% and above	Wrote	% Achieved at 30% and above	Wrote	% Achieved at 30% and above	Wrote	% Achieved at 30% and above	Wrote	% Achieved at 30% and above	Wrote	% Achieved at 30% and above
					UTHUNGULU	5113470	Umkhosi H	N	2	8	0.0			8	50.0	15	80.0	29	100.0	21	76.2			21	100.0	14	64.3	15
5113345	Umzikazi H	N	1	27		29.6	38	68.4	27	59.3	27	48.1	94	90.4	29	44.8	29	44.8	38	78.9	56	50.0	38	63.2	38	65.8		
5113135	Uphezeni S	N	2	23		100.0			23	100.0			23	100.0					23	100.0			23	100.0	23	100.0		
5113233	Uphindo S	N	3	16		37.5	14	85.7	16	93.8	16	93.8	42	100.0	12	66.7	14	100.0	27	63.0	31	87.1	12	33.3	13	38.5		
5113136	Uyaya S	N	1	14		7.1	18	11.1	42	59.5	14	64.3	42	78.6					28	21.4	27	59.3	14	7.1	10	40.0		
5113471	Uyengo S	N	3	14		100.0			24	100.0	14	100.0	84	100.0	55	92.7	5	100.0	61	45.9	20	70.0	64	29.7	50	64.0		
5113137	Velamuva H	N	2	6		66.7	18	72.2	21	52.4	8	62.5	39	92.3					31	35.5	21	52.4	18	77.8	18	27.8		
5113346	Velangaye H	N	1	75		54.7	58	58.6	75	96.0	75	85.3	356	99.2	200	85.5	43	95.3	200	70.5			357	32.5	205	64.4		
5113347	Vuleka School For The Deaf	N		8		100.0							8	100.0							8	100.0						
5113472	Welabasha H	Y	2	19		100.0	54	100.0	120	100.0	19	94.7	178	100.0	105	90.5	33	100.0	126	96.8	80	91.3	98	51.0	79	82.3		
5113138	Yamela S	N	2	18		55.6			12	100.0	25	92.0	63	100.0	39	51.3	32	46.9	14	78.6	49	87.8	15	26.7	14	78.6		
5113473	Yanguye H	N	2	36		44.4			39	56.4	39	89.7	64	92.2	28	35.7			25	32.0	39	66.7	25	24.0	25	8.0		
5113474	Zakhekahle S	N	2						17	58.8			16	93.8			13	100.0	16	75.0	12	66.7	5	20.0	3	0.0		
5113234	Zenzeleni Mashamase S	N	2	53		9.4	48	50.0	53	49.1	53	37.7	101	87.1					48	41.7	53	35.8	48	10.4	48	25.0		
5113235	Zimeme H	N	1	18		94.4							18	100.0					12	75.0			18	16.7	18	94.4		
5113236	Zinqobele S	N	1	54		100.0	56	100.0	54	25.9			92	97.8	38	100.0			36	100.0	47	95.7	46	100.0	38	100.0		
5113475	Ziphozonke H	N	3	22		54.5	30	93.3	22	81.8	22	86.4	125	100.0	84	90.5	53	100.0	51	86.3	72	68.1	54	44.4	51	56.9		
5113237	Zithume H	N	2	17		100.0			17	100.0	17	100.0	26	96.2	9	100.0			9	100.0	17	94.1	9	100.0	9	88.9		
5113139	Zwelithini H	N	4	35		60.0	15	100.0	12	100.0	30	100.0	95	100.0	45	97.8	40	100.0	25	100.0	66	95.5	29	89.7	25	96.0		

District Name	Centre no	Centre name	Dimaledi	Quintile	Accounting		Agricultural Sciences		Business Studies		Economics		English (FAL)		Geography		History		Life Sciences		Mathematical Literacy		Mathematics		Physical Sciences					
					Wrote	% Achieved at 30% and above	Wrote	% Achieved at 30% and above	Wrote	% Achieved at 30% and above	Wrote	% Achieved at 30% and above	Wrote	% Achieved at 30% and above	Wrote	% Achieved at 30% and above	Wrote	% Achieved at 30% and above	Wrote	% Achieved at 30% and above	Wrote	% Achieved at 30% and above	Wrote	% Achieved at 30% and above	Wrote	% Achieved at 30% and above	Wrote	% Achieved at 30% and above	Wrote	% Achieved at 30% and above
ZULULAND	5112401	Abaqulusi H	N	1	31	61.3	35	80.0	31	51.6	31	51.6	111	95.5	80	63.8			80	75.0	36	80.6	75	17.3	45	40.0				
	5112501	Bambanani H	N	3	46	65.2	48	85.4	29	89.7	29	100.0	186	100.0	100	92.0			95	75.8	104	83.7	82	67.1	62	79.0				
	5112201	Bantubaningi H	N	1	38	97.4			38	76.3	38	73.7	85	95.3	47	42.6			34	67.6	44	77.3	41	14.6	31	100.0				
	5112301	Banzana S	N	2	33	81.8	30	100.0	33	100.0	33	87.9	82	100.0	19	100.0	19	100.0	49	71.4	52	100.0	30	60.0	22	59.1				
	5112402	Baqulusini Combined	N	2	17	70.6			17	64.7	17	52.9	58	98.3	41	65.9	37	81.1	4	100.0	54	72.2	4	50.0	4	25.0				
	5112101	Bembaskop Combined S	N	1	5	40.0			5	60.0	5	60.0	17	94.1	12	83.3			12	91.7	5	100.0	12	25.0	12	50.0				
	5112302	Bhaqalwesizwe H	N	1	20	50.0	32	87.5	15	80.0	21	95.2	63	98.4	10	20.0			37	97.3	27	77.8	36	44.4	32	96.9				
	5112202	Bhekifa H	N	1	30	60.0			44	93.2	30	93.3	44	100.0					14	92.9	24	91.7	20	70.0	14	85.7				
	5112303	Bhokwe S	N	2	16	81.3			16	100.0	16	87.5	62	100.0	46	93.5			46	71.7	35	91.4	26	100.0	27	100.0				
	5112502	Bonginhlanhla H	N	2	16	56.3	36	91.7	16	81.3	16	62.5	74	98.6	22	86.4	22	100.0	58	43.1	22	90.9	52	30.8	36	66.7				
	5112304	Bongokuhle H	N	2	32	75.0			32	84.4	32	59.4	80	90.0	35	85.7	35	94.3	48	43.8	67	94.0	13	61.5	13	76.9				
	5112103	Busekhaya H	N	2	5	100.0			5	100.0	5	100.0	17	100.0	12	91.7			12	75.0			17	52.9	12	50.0				
	5112203	Dikana H	N	1	80	77.5			39	71.8	43	83.7	89	98.9					46	95.7	39	87.2	50	52.0	46	76.1				
	5112503	Dingukwazi Senior Secondary	N	3	39	46.2	68	80.9	123	65.9	112	75.9	275	97.8	72	88.9	58	91.4	79	77.2	197	70.1	81	69.1	81	76.5				
	5112504	Dwaleni H	N	4	42	23.8			42	76.2	42	78.6	124	100.0	43	65.1	43	81.4	39	76.9	81	84.0	42	64.3	39	69.2				
	5112505	Dwarsrand P	N	2			11	36.4					11	100.0					11	36.4			11	9.1	11	45.5				
	5112204	Ekhombe H	N	1	7	100.0					35	74.3	35	97.1					35	57.1			35	34.3	28	28.6				
	5112205	Ekudubekeni H	N	3	16	37.5	28	82.1	16	87.5	16	56.3	92	100.0	17	88.2			46	65.2	24	33.3	67	11.9	42	26.2				
	5112206	Ekwandeni Combined	N	1			21	90.5					21	100.0					21	95.2			21	66.7	21	85.7				
	5112305	Emanono H	N	1	16	100.0					27	100.0	27	100.0					27	100.0	14	100.0	13	100.0	11	100.0				
5112306	Empilweni Junior Secondary	N	2	30	66.7	46	97.8	27	66.7	30	90.0	137	97.8	56	41.1	56	91.1	51	88.2	59	57.6	78	75.6	51	78.4					

District Name	Centre no	Centre name	Dimaledi	Quintile	Accounting		Agricultural Sciences		Business Studies		Economics		English (FAL)		Geography		History		Life Sciences		Mathematical Literacy		Mathematics		Physical Sciences			
					Wrote	% Achieved at 30% and above	Wrote	% Achieved at 30% and above	Wrote	% Achieved at 30% and above	Wrote	% Achieved at 30% and above	Wrote	% Achieved at 30% and above	Wrote	% Achieved at 30% and above	Wrote	% Achieved at 30% and above	Wrote	% Achieved at 30% and above	Wrote	% Achieved at 30% and above	Wrote	% Achieved at 30% and above	Wrote	% Achieved at 30% and above	Wrote	% Achieved at 30% and above
					ZULULAND	5112307	Endlovukazi H	N	1	13	92.3			29	86.2	13	30.8	51	86.3	22	27.3	22	100.0	38	26.3	22	72.7	29
	5112506	Enhlanhleni S	N	3	25	48.0	26	84.6	25	88.0	25	76.0	51	100.0					26	84.6	27	85.2	24	66.7	26	65.4		
	5112106	Enqabeni Combined	N	1	19	68.4			19	89.5	19	84.2	26	100.0	7	100.0			7	100.0	19	94.7	7	14.3	7	85.7		
	5112308	Falaza H	N	1	75	100.0	34	100.0	41	73.2	75	90.7	162	100.0	26	88.5	24	100.0	45	57.8	24	45.8	138	13.8	63	52.4		
	5112207	Felifa S	N	1	33	42.4			23	69.6	23	65.2	51	86.3	18	61.1			28	75.0	34	76.5	17	64.7	10	60.0		
	5112107	Filidi S	N	3	22	100.0			22	100.0	22	100.0	108	100.0	76	81.6	17	100.0	86	67.4	48	91.7	60	46.7	60	60.0		
	5112309	Fumana Combined	N	1	11	72.7	25	100.0	11	100.0	11	81.8	59	96.6	23	73.9	22	90.9	48	68.8	24	41.7	35	28.6	26	92.3		
	5112310	Fundukhaliphe H	N	1	13	61.5			44	95.5	42	90.5	57	91.2	14	92.9			15	73.3	40	80.0	17	82.4	14	64.3		
	5112108	Gelekedle S	N	3	34	35.3			60	88.3	50	92.0	117	100.0	57	82.5	30	100.0	57	82.5	90	83.3	27	40.7	27	63.0		
	5112109	Gobeni Combined	N	1	20	75.0	23	65.2					43	100.0	23	60.9			20	100.0			43	25.6	20	90.0		
	5112208	Gqokamandla Junior Secondary	N	1	17	76.5	46	91.3	17	94.1	17	76.5	79	100.0	53	92.5			62	82.3	40	92.5	37	64.9	25	56.0		
	5112403	Grootspruit Combined	N	1	13	30.8			13	100.0	13	76.9	27	100.0	14	100.0			14	92.9			27	40.7	14	92.9		
	5112110	Gudu S	Y	2	38	86.8			35	85.7	38	73.7	137	100.0	76	88.2	15	100.0	92	79.3	45	91.1	93	31.2	85	45.9		
	5112404	H Mantshinga Combined	N	3	57	75.4			10	80.0			57	100.0					33	69.7			57	49.1	47	55.3		
	5112311	Hambangendlela H	N	1	43	58.1			30	63.3	30	60.0	63	84.1	20	70.0	15	93.3	33	42.4	45	68.9	18	55.6	18	77.8		
	5112111	Hamu H	N	1	5	80.0	25	88.0	14	50.0	14	78.6	39	94.9	17	29.4			25	36.0	17	70.6	22	18.2	17	23.5		
	5112312	Heshe Junior Secondary	N	1									46	93.5	46	39.1			46	50.0	20	70.0	26	26.9	46	37.0		
	5112112	Hlanguza Combined	N	3	3	100.0							12	100.0	12	100.0			12	91.7			12	75.0	9	44.4		
	5112114	Ikhethelo S	N	2	11	100.0			11	100.0	11	100.0	53	100.0	42	90.5	21	100.0	42	66.7	26	96.2	27	74.1	21	95.2		
	5112209	Imbilane H	N	4	67	71.6			43	97.7	24	70.8	94	100.0			27	96.3	43	93.0	27	77.8	67	29.9	43	83.7		
	5112314	Imizamo S	N	1					7	100.0			13	100.0	13	100.0			13	100.0	7	85.7	6	16.7	6	83.3		

District Name	Centre no	Centre name	Dimaledi	Quintile	Accounting		Agricultural Sciences		Business Studies		Economics		English (FAL)		Geography		History		Life Sciences		Mathematical Literacy		Mathematics		Physical Sciences			
					Wrote	% Achieved at 30% and above	Wrote	% Achieved at 30% and above	Wrote	% Achieved at 30% and above	Wrote	% Achieved at 30% and above	Wrote	% Achieved at 30% and above	Wrote	% Achieved at 30% and above	Wrote	% Achieved at 30% and above	Wrote	% Achieved at 30% and above	Wrote	% Achieved at 30% and above	Wrote	% Achieved at 30% and above	Wrote	% Achieved at 30% and above	Wrote	% Achieved at 30% and above
					ZULULAND	5112210	Impumelelo H	N	2	20	85.0			19	89.5	20	80.0	44	100.0	16	93.8			24	100.0	12	100.0	32
	5112115	Inkamana S	N		11	100.0							27	100.0			10	100.0	17	100.0			27	100.0	16	100.0		
	5112507	Intonga H	N	2	9	22.2	16	87.5	41	58.5	10	70.0	62	87.1					18	83.3	45	48.9	17	41.2	17	23.5		
	5112116	Iqhawesizwe Cp	N	2	17	23.5					27	37.0	45	95.6	45	57.8			28	50.0	33	78.8	12	66.7	18	50.0		
	5112315	Isihlahlasenkosi H	N	1									63	87.3	43	60.5			20	60.0	42	42.9	21	61.9	21	42.9		
	5112211	Isikhwebezi H	N	1			39	100.0					39	97.4	22	100.0			39	82.1	22	95.5	17	76.5	17	100.0		
	5112117	Isolomuzi S	N	2			24	95.8					143	100.0	47	91.5			117	97.4			143	76.2	122	82.8		
	5112316	Itshobhana Junior Secondary	N	1	32	65.6	40	100.0	32	84.4	32	62.5	72	93.1	13	92.3			27	92.6	34	85.3	38	47.4	40	100.0		
	5112317	Ivuna H	N	1	19	84.2			19	94.7	19	94.7	58	100.0	37	83.8			25	88.0	29	93.1	29	65.5	25	80.0		
	5112212	Ivungu H	N	2	9	33.3			9	100.0	9	88.9	43	100.0	35	80.0			35	100.0	22	100.0	22	90.9	13	23.1		
	5112213	James Nxumalo Agricultural H	Y	4			33	100.0	23	95.7			90	100.0	35	100.0			90	95.6	24	100.0	66	47.0	66	75.8		
	5112214	Joko S	N	1	23	91.3			41	97.6	23	100.0	41	87.8					18	61.1			41	97.6	18	55.6		
	5112405	Kanyekanye H	N	3	21	100.0	34	100.0	21	100.0	21	95.2	81	100.0	26	100.0	26	96.2	34	100.0	26	88.5	55	30.9	34	79.4		
	5112406	Khambula Combined	N	2	8	87.5			8	50.0	8	62.5	8	100.0							8	87.5						
	5112407	Khanyanjalo S	Y	4	19	52.6			19	89.5	18	44.4	89	100.0	70	78.6	6	100.0	64	79.7	6	83.3	83	44.6	64	25.0		
	5112408	Khanyiseluzulu S	N	1	24	79.2	54	94.4	24	100.0	24	100.0	78	100.0					54	92.6	23	95.7	55	67.3	54	72.2		
	5112119	Khethukuthula S	N	2	6	66.7			3	33.3	6	50.0	16	93.8	10	90.0			10	40.0	7	85.7	9	22.2	7	57.1		
	5112120	Khondlo S	N	3	26	42.3			66	95.5	26	96.2	120	100.0					63	73.0	67	94.0	53	56.6	45	88.9		
	5112508	Khoza H	N	2			36	69.4					47	100.0	47	51.1			47	57.4	36	80.6	11	45.5	11	45.5		
	5112509	Khulumeluzulu H	N	2	23	69.6			23	91.3			98	98.0	47	63.8	47	78.7	28	92.9	70	78.6	28	53.6	27	63.0		
	5112318	King Bhekuzulu H	N	4	15	26.7	55	92.7	15	100.0	30	100.0	124	100.0	39	100.0			94	89.4			124	52.4	94	58.5		
	5112319	King Dinuzulu H	N	3	51	35.3			51	72.5	51	80.4	136	97.1	85	85.9			85	94.1	78	84.6	58	39.7	58	41.4		

District Name	Centre no	Centre name	Dimaledi	Quintile	Accounting		Agricultural Sciences		Business Studies		Economics		English (FAL)		Geography		History		Life Sciences		Mathematical Literacy		Mathematics		Physical Sciences			
					Wrote	% Achieved at 30% and above	Wrote	% Achieved at 30% and above	Wrote	% Achieved at 30% and above	Wrote	% Achieved at 30% and above	Wrote	% Achieved at 30% and above	Wrote	% Achieved at 30% and above	Wrote	% Achieved at 30% and above	Wrote	% Achieved at 30% and above	Wrote	% Achieved at 30% and above	Wrote	% Achieved at 30% and above	Wrote	% Achieved at 30% and above	Wrote	% Achieved at 30% and above
					ZULULAND	5112320	King Phumzuzulu H	N	2	36	80.6	14	100.0	11	81.8	36	61.1	73	98.6	17	94.1			37	64.9	43	93.0	29
	5112321	Kitakita H	N	1	15	86.7			25	100.0	15	100.0	50	100.0	31	83.9			26	96.2	22	90.9	28	71.4	23	65.2		
	5112121	Klein-Eden P	N	2	8	62.5			8	87.5	8	87.5	24	100.0	16	81.3			16	81.3			24	20.8	16	81.3		
	5112123	Konfoor Combined	N	1	7	71.4			6	83.3	6	100.0	21	100.0	14	100.0			15	93.3	9	100.0	12	50.0	15	80.0		
	5112215	Kwabhamu Junior Secondary	N	1					34	100.0			37	94.6	3	100.0			37	100.0			37	100.0	37	100.0		
	5112125	Kwabhanya S	N	2	8	100.0			38	100.0	38	92.1	67	100.0	29	96.6			29	89.7	30	100.0	37	64.9	29	86.2		
	5112322	Kwadenge Senior Secondary	N	2	30	76.7	25	96.0	30	100.0	30	86.7	77	100.0	22	95.5			47	80.9	27	92.6	50	60.0	25	100.0		
	5112323	Kwadomba H	N	1	16	87.5	23	91.3	16	87.5	16	100.0	61	93.4			22	72.7	45	35.6	22	77.3	39	84.6	23	95.7		
	5112409	Kwamnyayiza H	N	1	17	76.5			17	76.5	17	76.5	44	100.0	27	59.3	15	66.7	27	25.9	15	60.0	29	17.2	12	0.0		
	5112421	Kwampunzi Combined	N	1	25	12.0			25	100.0	25	100.0	25	88.0							25	84.0						
	5112510	Kwamziwentsha H	N	2	10	80.0			10	90.0			21	100.0					11	54.5	10	100.0	11	45.5	11	27.3		
	5112126	Kwanotshelwa S	N	2	7	100.0			7	100.0	7	100.0	116	100.0	100	80.0			109	78.9	59	81.4	56	83.9	50	50.0		
	5112410	Kwasa H	N	3	5	100.0			5	100.0	5	100.0	95	98.9	90	63.3	34	94.1	89	75.3	58	67.2	37	48.6	32	43.8		
	5112324	Kwa-Zipethe S	N	1	31	80.6			31	83.9	31	71.0	105	100.0	74	98.6			74	97.3			105	96.2	74	78.4		
	5112325	Kwazwide H	N	3	26	88.5			28	89.3	26	84.6	58	98.3	32	93.8			32	93.8	12	100.0	44	65.9	29	89.7		
	5112127	Landbou H	N	4	2	100.0	15	100.0	9	100.0									15	100.0	6	100.0	16	93.8	13	92.3		
	5112511	Landokwakhe S	N	2	12	83.3			13	92.3	12	100.0	88	100.0	60	83.3	30	93.3	46	93.5	29	93.1	59	37.3	46	80.4		
	5112512	Langa Junior Secondary	N	3	48	56.3	83	94.0	33	100.0	48	81.3	201	100.0	68	97.1			129	86.0	64	93.8	138	71.0	86	68.6		
	5112128	Langeni Combined	N	1	10	90.0	34	79.4	10	90.0	10	100.0	44	100.0					34	91.2			44	31.8	34	55.9		
	5112216	Mabhidla H	N	1	51	98.0	51	56.9	11	100.0	51	90.2	73	98.6					22	100.0			73	90.4	22	100.0		
	5112129	Machanga S	N	3	19	57.9			19	47.4	19	57.9	66	98.5	47	87.2	25	96.0	47	74.5	25	76.0	41	56.1	22	72.7		

District Name	Centre no	Centre name	Dimaledi	Quintile	Accounting		Agricultural Sciences		Business Studies		Economics		English (FAL)		Geography		History		Life Sciences		Mathematical Literacy		Mathematics		Physical Sciences			
					Wrote	% Achieved at 30% and above	Wrote	% Achieved at 30% and above	Wrote	% Achieved at 30% and above	Wrote	% Achieved at 30% and above	Wrote	% Achieved at 30% and above	Wrote	% Achieved at 30% and above	Wrote	% Achieved at 30% and above	Wrote	% Achieved at 30% and above	Wrote	% Achieved at 30% and above	Wrote	% Achieved at 30% and above	Wrote	% Achieved at 30% and above	Wrote	% Achieved at 30% and above
					ZULULAND	5112412	Magubulundu S	N				18	11.1					18	72.2	18	22.2	18	44.4					18
	5112513	Magutshwa H	N	2	31	64.5	41	80.5	31	83.9			97	96.9	57	63.2	32	84.4	66	62.1	63	66.7	35	88.6	35	82.9		
	5112514	Magwegwana S	N	2	52	26.9	99	87.9	52	51.9	59	69.5	151	94.0					100	91.0	64	75.0	87	78.2	93	81.7		
	5112218	Mahlabathini H	Y	4	39	97.4	19	100.0	39	92.3	39	79.5	166	100.0					128	60.2	54	70.4	113	45.1	74	63.5		
	5112130	Malandela S	N	2	7	57.1			14	57.1	13	92.3	23	100.0					10	80.0	13	100.0	10	50.0	10	40.0		
	5112326	Mandlakazi H	N	1	21	100.0	22	100.0	21	100.0	21	100.0	88	93.2	45	84.4			67	97.0	53	60.4	35	80.0	32	96.9		
	5112515	Manzamhlophe Intermediate	N	1	20	45.0			26	100.0	20	30.0	26	100.0					7	100.0	20	85.0	7	100.0	7	100.0		
	5112219	Maphovela H	N	1	13	100.0			13	100.0			41	100.0	28	35.7	14	100.0	28	100.0			41	24.4	27	37.0		
	5112220	Maqingendoda H	N	3	40	20.0	70	60.0	70	70.0	40	70.0	140	100.0	100	54.0	30	86.7	70	31.4	30	66.7	110	20.0	70	24.3		
	5112327	Masibhekane H	N	2	23	87.0	23	82.6	23	82.6	23	95.7	58	96.6			21	100.0	23	69.6	26	96.2	31	32.3	14	57.1		
	5112221	Masibumbane H	Y	4	47	48.9			20	95.0	27	55.6	218	100.0	20	100.0			96	90.6	14	100.0	204	54.9	171	60.2		
	5112516	Masiphula Junior Secondary	N	2	28	85.7			28	89.3	28	92.9	88	100.0			31	100.0	60	50.0	52	80.8	36	36.1	29	65.5		
	5112328	Mathangetshitshi H	N	2	12	58.3	22	86.4	49	69.4	43	65.1	83	95.2					26	76.9	37	54.1	46	45.7	34	88.2		
	5112222	Mathole H	N	1	25	100.0			25	100.0	25	100.0	66	100.0	20	100.0	20	100.0	42	100.0	20	100.0	47	100.0	21	100.0		
	5112131	Mathunjwa S	Y	1	25	96.0			61	100.0	154	100.0	154	100.0					129	96.9	57	100.0	97	96.9	93	98.9		
	5112223	Matshitsholo H	N	2	63	100.0	72	100.0	63	100.0	63	100.0	150	100.0	15	100.0	15	100.0	87	100.0	1	100.0	149	100.0	72	100.0		
	5112224	Mazonke H	N	1	40	47.5	23	69.6	39	66.7	40	62.5	103	89.3	30	66.7	25	40.0	38	65.8	28	32.1	75	36.0	38	52.6		
	5112517	Mbhekwa H	N	3	30	70.0	52	65.4	30	96.7	30	70.0	135	97.8	53	73.6	56	80.4	105	59.0	56	50.0	79	50.6	49	71.4		
	5112330	Mchitheki H	N	3	55	70.9	78	94.9	59	91.5	41	92.7	174	99.4	69	94.2	41	100.0	64	82.8	81	91.4	93	54.8	58	65.5		
	5112225	Mdumela S	N	1	23	39.1	27	59.3	23	69.6	23	39.1	50	100.0	23	78.3			27	88.9			50	10.0	27	22.2		
	5112132	Metzelfontein Combined	N	3					30	76.7			31	90.3					31	45.2			31	12.9	31	19.4		
	5112331	Meyama H	N	2	8	87.5			26	80.8	26	80.8	26	100.0							18	83.3	8	37.5				

District Name	Centre no	Centre name	Dimaledi	Quintile	Accounting		Agricultural Sciences		Business Studies		Economics		English (FAL)		Geography		History		Life Sciences		Mathematical Literacy		Mathematics		Physical Sciences			
					Wrote	% Achieved at 30% and above	Wrote	% Achieved at 30% and above	Wrote	% Achieved at 30% and above	Wrote	% Achieved at 30% and above	Wrote	% Achieved at 30% and above	Wrote	% Achieved at 30% and above	Wrote	% Achieved at 30% and above	Wrote	% Achieved at 30% and above	Wrote	% Achieved at 30% and above	Wrote	% Achieved at 30% and above	Wrote	% Achieved at 30% and above	Wrote	% Achieved at 30% and above
					ZULULAND	5112332	Mfinyeli H	N	2	56	82.1			107	89.7	56	89.3	107	100.0					51	96.1			107
	5112226	Mhlambansila H	N	1	26	76.9			26	69.2	26	100.0	66	95.5	40	50.0			40	95.0			66	98.5	40	100.0		
	5112333	Mlokothwa H	Y	3	69	89.9	78	97.4	75	100.0	41	100.0	189	100.0	43	100.0			149	96.0	64	98.4	126	81.7	115	88.7		
	5112518	Mlomokazulu Junior Secondary	N	3	21	57.1			21	95.2	21	90.5	65	93.8	44	72.7	18	100.0	44	56.8	39	97.4	26	50.0	26	57.7		
	5112227	Mnyamana H	N	1	16	87.5			16	100.0			100	100.0	46	69.6			84	78.6	46	91.3	54	59.3	38	84.2		
	5112133	Mondlo S	N	3	31	29.0			31	67.7	31	87.1	95	100.0	64	85.9	30	86.7	64	54.7			95	33.7	34	67.6		
	5112334	Mpikanina H	N	1	15	100.0			16	100.0	15	100.0	66	87.9	51	94.1			51	94.1	42	100.0	24	95.8	17	0.0		
	5112519	Mpindiso H	N	3	19	42.1			19	94.7	19	89.5	70	97.1	51	84.3	27	100.0	51	80.4	44	84.1	26	50.0	24	87.5		
	5112157	Mpofini S	N	3	41	95.1			68	91.2	25	88.0	146	100.0	121	79.3			128	78.1	63	87.3	99	52.5	94	72.3		
	5112228	Mpungamhlophe S	N	2	25	68.0	32	100.0	25	100.0	25	96.0	99	94.9	42	100.0	42	83.3	32	100.0	58	96.6	41	48.8	32	78.1		
	5112229	Mqiniseni H	N	1	9	77.8			18	100.0	9	100.0	18	100.0					9	100.0			18	72.2	9	100.0		
	5112335	Mshanelowesizwe H	N	1	14	35.7	50	100.0	12	100.0	14	50.0	72	100.0	22	90.9			58	98.3	34	97.1	38	60.5	36	86.1		
	5112413	Mthingana Junior Secondary	N	2	4	0.0	12	16.7	18	38.9	6	33.3	26	61.5					8	75.0	14	28.6	12	25.0	8	62.5		
	5112336	Mthombowesizwe H	N	1	18	55.6			31	96.8	18	100.0	31	100.0					13	84.6	18	94.4	13	92.3	13	100.0		
	5112230	Mthunziwoxolo S	N	1	27	44.4	34	94.1	57	75.4	57	100.0	90	96.7					34	70.6	30	90.0	61	27.9	34	41.2		
	5112520	Mtshekula H	N	2	20	70.0	24	62.5	21	66.7	20	30.0	44	90.9					24	70.8	23	78.3	21	57.1	23	82.6		
	5112231	Muziwengqondo S	N	2			36	100.0					36	91.7	25	52.0			35	94.3	24	100.0	12	100.0	11	100.0		
	5112134	Muziwephahla S	N	2	27	25.9	45	62.2	27	55.6	27	33.3	72	95.8	22	40.9			45	42.2	31	58.1	41	17.1	23	43.5		
	5112414	Muziwesizwe H	N	3	37	67.6			37	78.4	37	81.1	160	97.5	123	85.4			123	52.8	45	84.4	115	61.7	77	41.6		
	5112135	Mvuzini S	N	3	8	12.5	10	40.0			8	50.0	18	100.0					10	60.0	9	55.6	9	11.1	10	20.0		
	5112136	Ncwecwe S	N	2	13	7.7			13	30.8	13	23.1	13	100.0									13	7.7				
	5112232	Ndlovana H	N	4	25	52.0			65	46.2	25	72.0	94	92.6					30	66.7	40	57.5	55	23.6	30	53.3		

District Name	Centre no	Centre name	Dimaledi	Quintile	Accounting		Agricultural Sciences		Business Studies		Economics		English (FAL)		Geography		History		Life Sciences		Mathematical Literacy		Mathematics		Physical Sciences			
					Wrote	% Achieved at 30% and above	Wrote	% Achieved at 30% and above	Wrote	% Achieved at 30% and above	Wrote	% Achieved at 30% and above	Wrote	% Achieved at 30% and above	Wrote	% Achieved at 30% and above	Wrote	% Achieved at 30% and above	Wrote	% Achieved at 30% and above	Wrote	% Achieved at 30% and above	Wrote	% Achieved at 30% and above	Wrote	% Achieved at 30% and above	Wrote	% Achieved at 30% and above
					ZULULAND	5112233	Nende S	N	1	16	37.5			29	79.3	16	100.0	29	96.6					13	100.0			29
	5112137	Ngali S	N	2	55	40.0			55	65.5	55	81.8	167	100.0	67	50.7	67	83.6	95	50.5	122	66.4	47	27.7	47	74.5		
	5112415	Ngebhuzana H	N	1	15	46.7			15	60.0	15	86.7	35	97.1	20	60.0			20	30.0	26	84.6	9	22.2	20	15.0		
	5112138	Ngotshe S	N	1	28	64.3			46	84.8	29	79.3	76	100.0	47	89.4			29	69.0	31	77.4	45	33.3	29	44.8		
	5112234	Ngqengelele H	N	1	34	64.7			15	93.3			57	98.2	20	85.0			34	67.6	23	60.9	34	41.2	19	68.4		
	5112337	Nhlanhlayethu S	N	2	12	33.3	66	40.9	41	82.9	27	92.6	94	93.6	20	95.0			67	61.2	43	44.2	51	25.5	49	69.4		
	5112235	Nhlungwane H	N	1	45	91.1			74	71.6	45	44.4	115	97.4	29	72.4			41	85.4	59	79.7	56	44.6	41	68.3		
	5112339	Nkawu S	N	1	34	64.7			34	97.1	34	44.1	57	98.2	23	100.0			23	78.3	32	100.0	25	92.0	23	73.9		
	5112340	Nkowane H	N	1	37	21.6			37	48.6	37	75.7	81	91.4	44	81.8	16	100.0	44	40.9	48	81.3	32	46.9	28	32.1		
	5112341	Noju S	N	3	16	93.8	11	90.9	16	100.0			58	100.0	11	100.0			44	65.9	27	92.6	32	68.8	33	87.9		
	5112236	Nomzimana H	N	1	20	100.0	41	100.0			20	75.0	61	100.0					41	53.7			61	52.5	28	96.4		
	5112342	Nomzinto H	N	1	14	28.6			14	92.9			34	76.5	20	0.0			20	0.0	20	25.0	14	0.0				
	5112343	Nqabayembube H	N	2	13	15.4			13	92.3	13	76.9	45	97.8	32	65.6	11	100.0	32	40.6	21	76.2	24	41.7	21	61.9		
	5112344	Nqobizitha H	N	1	50	90.0			50	88.0	50	92.0	50	98.0									50	14.0	49	26.5		
	5112237	Nsabekhuluma H	N	1	43	48.8			21	100.0	21	100.0	75	85.3	32	78.1			54	42.6	28	82.1	47	34.0	26	65.4		
	5112238	Nsikayendlu H	N	4	145	62.8			192	98.4	96	74.0	192	99.0			17	100.0	96	67.7	69	85.5	123	32.5	79	45.6		
	5112239	Ntababomu Junior Secondary	N	2	12	100.0	29	79.3	12	100.0			29	100.0					17	100.0			29	69.0	17	52.9		
	5112240	Ntabasuka S	N	1	14	78.6			36	94.4	36	100.0	56	100.0	22	86.4			20	100.0	28	89.3	28	50.0	20	75.0		
	5112532	Ongane Combined	N	1					22	86.4			22	100.0	22	13.6			22	36.4	22	45.5						
	5112521	Ophongola H	N	3	51	37.3	73	67.1	28	92.9	51	86.3	162	98.8	66	57.6			45	93.3	112	77.7	50	26.0	45	66.7		
	5112241	Phikwase H	N	1	67	74.6			67	73.1	67	58.2	99	100.0	33	54.5			33	100.0			100	76.0	33	100.0		
	5112345	Phumanyova H	N	3	21	100.0	46	100.0	70	100.0	68	94.1	218	100.0	31	100.0	27	100.0	90	100.0	149	100.0	70	81.4	49	100.0		
	5112142	Pionier H	N	4	21	100.0	31	96.8	35	100.0			101	100.0	40	100.0			18	94.4	46	100.0	55	81.8	43	90.7		

District Name	Centre no	Centre name	Dimaledi	Quintile	Accounting		Agricultural Sciences		Business Studies		Economics		English (FAL)		Geography		History		Life Sciences		Mathematical Literacy		Mathematics		Physical Sciences			
					Wrote	% Achieved at 30% and above	Wrote	% Achieved at 30% and above	Wrote	% Achieved at 30% and above	Wrote	% Achieved at 30% and above	Wrote	% Achieved at 30% and above	Wrote	% Achieved at 30% and above	Wrote	% Achieved at 30% and above	Wrote	% Achieved at 30% and above	Wrote	% Achieved at 30% and above	Wrote	% Achieved at 30% and above	Wrote	% Achieved at 30% and above	Wrote	% Achieved at 30% and above
					ZULULAND	5112522	Pongola Akademie	N	4	5	100.0			17	100.0			26	100.0	21	100.0			9	88.9	19	100.0	7
	5112523	Pongola Intermediate	N	2	14	78.6	23	100.0			14	71.4	38	100.0					24	75.0			38	26.3	23	56.5		
	5112346	Prince Bhekinthinta H	N	1	13	30.8			13	92.3	13	76.9	55	87.3	29	55.2			42	23.8	31	64.5	24	12.5	13	23.1		
	5112347	Prince Mnyayiza H	N	3	19	63.2			19	73.7	19	42.1	104	97.1	85	65.9	33	97.0	52	82.7	33	93.9	71	18.3	52	100.0		
	5112348	Prince Ndabuko H	N	2									37	67.6	37	59.5			30	46.7	19	57.9	18	66.7	14	71.4		
	5112349	Prince Silwane H	N	2	8	100.0			21	100.0	8	100.0	21	100.0					13	100.0			21	100.0	13	76.9		
	5112350	Prince Sojiyisa H	N	1	30	50.0			30	100.0	30	100.0	49	100.0			19	100.0			28	100.0	21	57.1				
	5112351	Prince Tokotoko H	N	3	18	44.4			18	66.7	18	55.6	56	98.2	25	88.0			32	87.5	34	76.5	22	36.4	21	33.3		
	5112524	Sebenzakanzima S	N	3	51	60.8			37	83.8	37	94.6	78	98.7					41	87.8	35	82.9	43	76.7	41	95.1		
	5112143	Sekethwayo S	N	3	6	100.0	13	30.8	6	100.0	6	100.0	66	97.0	60	73.3	17	100.0	43	62.8	17	88.2	49	22.4	30	43.3		
	5112242	Senzangakhona S	N	2	26	84.6			76	96.1	26	96.2	76	98.7	23	100.0	27	51.9	23	100.0	27	33.3	49	14.3	23	65.2		
	5112243	Shibilika S	N	1	25	100.0	25	100.0	25	100.0	25	96.0	75	98.7	25	96.0	25	28.0	50	74.0	25	100.0	50	96.0	25	56.0		
	5112145	Shongololo Combined	N	2	15	66.7	10	50.0	15	93.3	15	100.0	51	92.2	36	50.0			36	44.4	35	71.4	16	37.5	26	23.1		
	5112244	Sibanisakhe H	N	1	20	100.0	58	87.9	35	100.0	20	100.0	78	100.0	58	91.4			25	96.0	33	97.0	45	73.3	25	92.0		
	5112525	Sibumbene H	N	2	20	65.0			20	95.0	20	95.0	68	100.0	48	87.5	22	95.5	48	83.3	42	78.6	26	80.8	26	57.7		
	5112353	Sibusiso H	N	2	20	50.0	9	88.9	20	80.0	20	70.0	69	95.7	40	72.5	19	68.4	30	80.0	40	60.0	29	24.1	26	84.6		
	5112526	Siggamise S	N	3	25	88.0	58	93.1	25	100.0	25	80.0	147	100.0	64	75.0			122	82.8	116	99.1	31	67.7	58	58.6		
	5112147	Sihlengeni Combined S	N	1	24	54.2			24	75.0	24	83.3	45	100.0	21	76.2			21	76.2	24	91.7	21	47.6	21	52.4		
	5112148	Sikhiye S	N	2	10	10.0			10	30.0	10	50.0	38	100.0	29	55.2			15	46.7	20	75.0	19	15.8				
	5112149	Sikhulile Combined	N	2	22	63.6			30	70.0	28	39.3	56	96.4	34	70.6			28	85.7	41	85.4	16	56.3	27	37.0		
	5112354	Sinkonkonko H	N	1	29	31.0	25	72.0	29	72.4	29	48.3	75	89.3	21	57.1	21	66.7	25	76.0	46	52.2	29	24.1	25	72.0		
	5112150	Siphosini H	N	2	25	76.0			24	83.3	25	52.0	58	98.3	34	91.2	13	100.0	34	64.7	37	91.9	21	66.7	21	76.2		

District Name	Centre no	Centre name	Dimaledi	Quintile	Accounting		Agricultural Sciences		Business Studies		Economics		English (FAL)		Geography		History		Life Sciences		Mathematical Literacy		Mathematics		Physical Sciences			
					Wrote	% Achieved at 30% and above	Wrote	% Achieved at 30% and above	Wrote	% Achieved at 30% and above	Wrote	% Achieved at 30% and above	Wrote	% Achieved at 30% and above	Wrote	% Achieved at 30% and above	Wrote	% Achieved at 30% and above	Wrote	% Achieved at 30% and above	Wrote	% Achieved at 30% and above	Wrote	% Achieved at 30% and above	Wrote	% Achieved at 30% and above	Wrote	% Achieved at 30% and above
					ZULULAND	5112527	Siqalukubona H	N	2	13	100.0			14	78.6	13	53.8	23	91.3					10	100.0	13	61.5	10
	5112151	Siqophumlendo S	N	2	1	100.0			13	76.9			13	100.0					12	66.7			13	46.2	12	25.0		
	5112245	Sitholinhlanhla S	N	2	16	100.0	10	100.0	24	100.0	17	100.0	38	100.0	12	100.0			21	100.0			38	81.6	14	100.0		
	5112246	Siyangempumelelo H	N	2	28	96.4			28	100.0	28	100.0	78	100.0	50	92.0	21	100.0	29	100.0	49	98.0	29	79.3	29	100.0		
	5112355	Siyaphakama H	N	1	10	100.0	44	65.9	10	100.0	10	100.0	54	96.3	22	95.5			44	75.0	12	100.0	42	28.6	22	68.2		
	5112417	Siyazimela S	N	1	17	94.1			17	82.4	17	94.1	17	47.1							17	100.0						
	5112356	Sizabonke S	N	1	11	100.0			11	100.0	11	90.9	11	90.9									11	72.7				
	5112418	Sogaduzela S	N	1									16	93.8	16	93.8					16	62.5		16	31.3	16	43.8	
	5112528	Somile H	N	2	16	56.3	31	80.6	21	66.7	16	50.0	47	100.0					31	87.1	29	55.2	18	61.1	26	23.1		
	5112529	Sozama H	N	4	11	90.9	39	94.9	40	95.0	11	100.0	79	100.0	29	100.0			39	71.8	30	90.0	50	38.0	38	42.1		
	5112248	St Victor S	N	2	35	51.4			30	96.7	35	100.0	85	100.0	39	84.6			50	84.0			85	92.9	50	26.0		
	5112249	Tholukukhanya H	N	1	29	69.0			47	70.2	25	68.0	97	94.8	40	47.5	1	100.0	58	48.3	36	69.4	62	32.3	34	55.9		
	5112357	Thulwana H	N	1	15	40.0			15	80.0	15	66.7	15	86.7									15	0.0				
	5112253	Tshanibezwe S	N	1	36	88.9			52	96.2	36	97.2	52	94.2					16	100.0			52	44.2	16	100.0		
	5112152	Umfoloji S	N	1	28	96.4			29	96.6	28	78.6	44	97.7	17	94.1			17	94.1	31	80.6	14	64.3	15	100.0		
	5112250	Umhlofuthini H	N	1	24	100.0			21	42.9	24	100.0	43	100.0	19	84.2			19	100.0			43	100.0	19	100.0		
	5112530	Umngama Intermediate	N	1			10	70.0					29	65.5	25	44.0	18	88.9	29	20.7	24	45.8	5	20.0	5	20.0		
	5112153	Uqweqwe S	N	1	21	52.4	16	100.0	17	94.1	21	42.9	57	100.0	18	83.3	18	72.2	36	63.9	39	92.3	18	38.9	18	38.9		
	5112420	Uzwano S	N	1	27	14.8			27	55.6	27	44.4	37	54.1	10	30.0	10	20.0	10	0.0	25	60.0	12	50.0				
	5112154	Vryheid Comprehensive S	Y	4	11	100.0			41	97.6			105	100.0	95	92.6			66	87.9	56	96.4	86	70.9	71	91.5		
	5112155	Vryheid H	N	5	63	93.7			74	94.6			23	100.0	76	97.4			108	85.2	54	98.1	121	74.4	80	78.8		
	5112531	Vukanimazulu S	N	2	12	25.0	34	79.4	12	58.3	12	58.3	46	93.5					34	70.6	15	53.3	31	54.8	34	82.4		

District Name	Centre no	Centre name	Dimaledi	Quintile	Accounting		Agricultural Sciences		Business Studies		Economics		English (FAL)		Geography		History		Life Sciences		Mathematical Literacy		Mathematics		Physical Sciences	
					Wrote	% Achieved at 30% and above	Wrote	% Achieved at 30% and above	Wrote	% Achieved at 30% and above	Wrote	% Achieved at 30% and above	Wrote	% Achieved at 30% and above	Wrote	% Achieved at 30% and above	Wrote	% Achieved at 30% and above	Wrote	% Achieved at 30% and above	Wrote	% Achieved at 30% and above	Wrote	% Achieved at 30% and above	Wrote	% Achieved at 30% and above
ZULULAND	5112251	Vukuza H	N	1	26	61.5			37	91.9	26	96.2	59	96.6			18	100.0	33	78.8	19	94.7	40	32.5	15	86.7
	5112156	Zamangothando S	N	2	9	55.6			9	100.0	9	55.6	24	100.0	15	53.3	15	100.0	15	66.7	24	95.8				
	5112358	Zibhebhu H	N	1	19	42.1			40	85.0	18	77.8	40	97.5	21	61.9			22	50.0	24	58.3	16	37.5		
	5112252	Zwelonke H	Y	1	35	91.4	31	96.8	35	100.0	35	94.3	133	100.0	90	90.0	33	100.0	34	100.0	48	95.8	85	31.8	65	60.0

5.5 LIMPOPO

DISTRICT LEVEL SUBJECT PERFORMANCE

District Name	Accounting		Agricultural Sciences		Business Studies		Economics		English (FAL)		Geography		History		Life Sciences		Mathematical Literacy		Mathematics		Physical Sciences	
	Wrote	%Achieved at 30% and above	Wrote	%Achieved at 30% and above	Wrote	%Achieved at 30% and above	Wrote	%Achieved at 30% and above	Wrote	%Achieved at 30% and above	Wrote	%Achieved at 30% and above	Wrote	%Achieved at 30% and above	Wrote	%Achieved at 30% and above	Wrote	%Achieved at 30% and above	Wrote	%Achieved at 30% and above	Wrote	%Achieved at 30% and above
CAPRICORN	5 958	58.8	6 789	78.2	6 772	64.5	7 526	71.4	21 667	99.1	10 152	75.9	2 370	67.5	13 371	69.8	12 303	85.2	10 004	57.2	8 652	61.2
GREATER SEKHUKHUNE	4 217	50.2	5 645	77.8	5 013	54.5	5 405	65.0	15 006	98.9	6 018	72.6	1 213	70.1	9 434	67.1	8 869	82.7	6 706	55.9	6 279	60.2
MOPANI	3 767	58.9	5 617	78.4	4 847	56.0	4 902	68.5	17 095	99.2	9 586	72.9	4 008	63.9	10 961	65.0	11 758	85.6	5 564	60.3	5 517	61.3
VHEMBE	4 668	73.5	5 531	83.2	5 673	70.6	6 153	75.8	20 130	99.5	12 484	86.6	3 898	79.6	12 155	80.1	10 379	88.9	10 062	65.9	7 425	80.1
WATERBERG	1 637	57.4	1 944	77.8	2 050	65.8	1 692	66.7	6 838	99.3	3 075	74.8	711	67.4	4 519	69.4	3 939	87.1	3 222	50.9	2 885	61.6

SCHOOL LEVEL SUBJECT PERFORMANCE

District Name	Centre no	Centre name	Dimaledi Quintile	Accounting		Agricultural Sciences		Business Studies		Economics		English (FAL)		Geography		History		Life Sciences		Mathematical Literacy		Mathematics		Physical Sciences	
				Wrote	% Achieved at 30% and above	Wrote	% Achieved at 30% and above	Wrote	% Achieved at 30% and above	Wrote	% Achieved at 30% and above	Wrote	% Achieved at 30% and above	Wrote	% Achieved at 30% and above	Wrote	% Achieved at 30% and above	Wrote	% Achieved at 30% and above	Wrote	% Achieved at 30% and above	Wrote	% Achieved at 30% and above	Wrote	% Achieved at 30% and above
CAPRICORN	7221159	Alapha Secondary	N 1					27	29.6	27	66.7	27	92.6					27	18.5	27	70.4				
	7211176	Alldays Combined Academy	N 2			17	70.6					17	100.0	8	12.5			17	64.7	7	100.0	10	100.0	9	100.0
	7222103	B.K. Matlala Commercial High	N 2	65	52.3			65	96.9	64	81.3	65	100.0							32	100.0	32	68.8		
	7223101	Bahlaloga Secondary	N 2	10	90.0			18	61.1	10	90.0	28	100.0	18	77.8			18	77.8	11	90.9	17	35.3	10	40.0



“Discussion sharpens one’s interest in any subject and accordingly inspires reading and corrects errors.”

District Name	Centre no	Centre name	Dinaledi	Quintile	Accounting		Agricultural Sciences		Business Studies		Economics		English (FAL)		Geography		History		Life Sciences		Mathematical Literacy		Mathematics		Physical Sciences			
					Wrote	% Achieved at 30% and above	Wrote	% Achieved at 30% and above	Wrote	% Achieved at 30% and above	Wrote	% Achieved at 30% and above	Wrote	% Achieved at 30% and above	Wrote	% Achieved at 30% and above	Wrote	% Achieved at 30% and above	Wrote	% Achieved at 30% and above	Wrote	% Achieved at 30% and above	Wrote	% Achieved at 30% and above	Wrote	% Achieved at 30% and above	Wrote	% Achieved at 30% and above
					CAPRICORN	7212101	Bakone Nkwe Secondary	N	2	18	38.9					18	27.8	35	94.3					17	47.1	26	84.6	9
7223102	Bakwena Senior Secondary	N	2						18	72.2	40	72.5	40	100.0	20	55.0			22	54.5	22	90.9	18	50.0	20	25.0		
7231104	Baphutheng Secondary	N	3	23		30.4			23	39.1	23	95.7	23	100.0							23	82.6						
7212102	Bataung High	N	2	19		73.7	4	100.0	19	68.4	65	69.2	69	100.0					50	70.0			69	72.5	50	76.0		
7235101	Bjatladi High	N	2	16		43.8	37	89.2	28	42.9	28	67.9	84	100.0	19	42.1	19	73.7	37	59.5	70	85.7	14	50.0	21	57.1		
7213103	Bodiela Secondary	N	1										23	100.0	23	91.3	11	100.0	23	43.5	11	100.0	12	50.0	12	58.3		
7252144	Boetse Secondary	N	3	21		57.1	145	71.0	30	76.7	30	80.0	175	99.4	109	45.0	29	41.4	83	66.3	137	81.0	38	76.3	36	63.9		
7242101	Boikhutsong Senior Secondary	N	1				28	89.3					28	100.0	20	95.0			28	50.0	16	93.8	12	41.7	8	37.5		
7255101	Bokamoso Senior Secondary	N	3	43		97.7			43	100.0	43	88.4	134	100.0	91	96.7			73	93.2	63	100.0	71	66.2	91	61.5		
7224104	Bosakgo Secondary	N	2								21	81.0	21	100.0	21	66.7	21	38.1			21	85.7						
7231105	Boshego High	N	3				48	83.3					48	100.0	48	72.9			48	60.4	37	70.3	11	54.5				
7224154	Botsholla Secondary	N	1	27		55.6			42	81.0	27	81.5	42	97.6					15	100.0	27	92.6	15	73.3	15	73.3		
7254102	Botsikana Secondary	N	2	45		20.0			43	23.3	45	24.4	77	98.7	33	84.8			33	48.5	43	67.4	35	25.7	35	20.0		
7255130	Capricorn High	N	5	70		87.1			94	93.6	87	94.3	67	100.0	71	94.4	26	100.0	56	98.2	58	96.6	145	86.9	90	91.1		
7231150	Chakga Junior Secondary	N	2	3		33.3					13	69.2	25	100.0	25	72.0			22	90.9	21	95.2	4	50.0	12	33.3		
7224105	Chechema Secondary	N	2	26		65.4	38	84.2	22	68.2	22	72.7	67	100.0	20	65.0			45	88.9	46	100.0	21	95.2	28	60.7		
7224106	Chika Senior Secondary	N	2	10		100.0			10	100.0	10	100.0	32	100.0	22	95.5			22	95.5	12	100.0	20	90.0	22	90.9		
7263101	Chita Kekana Senior Secondary	N	2	16		75.0	52	100.0	16	81.3	16	100.0	68	100.0	19	73.7			52	90.4	42	97.6	26	73.1	32	34.4		
7232159	Christ The King	N		3		100.0	10	100.0	7	85.7	5	80.0							13	69.2	11	100.0	9	44.4	5	60.0		
7245102	Chueue Kgolo Secondary	N	2	18	77.8	31	90.3	18	83.3	18	88.9	66	100.0	48	95.8			48	83.3	47	100.0	19	89.5	17	82.4			
7212174	Dendron Secondary	Y	3	88	100.0			28	100.0	151	100.0	211	100.0					183	97.3			211	97.2	183	98.9			

District Name	Centre no	Centre name	Dinaledi	Quintile	Accounting		Agricultural Sciences		Business Studies		Economics		English (FAL)		Geography		History		Life Sciences		Mathematical Literacy		Mathematics		Physical Sciences			
					Wrote	% Achieved at 30% and above	Wrote	% Achieved at 30% and above	Wrote	% Achieved at 30% and above	Wrote	% Achieved at 30% and above	Wrote	% Achieved at 30% and above	Wrote	% Achieved at 30% and above	Wrote	% Achieved at 30% and above	Wrote	% Achieved at 30% and above	Wrote	% Achieved at 30% and above	Wrote	% Achieved at 30% and above	Wrote	% Achieved at 30% and above	Wrote	% Achieved at 30% and above
					CAPRICORN	7241103	Derek Kobe Senior Secondary	Y	3	23	95.7	88	77.3	47	70.2	71	59.2	335	100.0	107	72.0			223	66.8	123	76.4	213
	7243151	Dikobe Molaba Secondary	N	2	7	42.9			15	33.3	15	66.7	34	100.0					20	75.0	25	88.0	10	30.0	20	40.0		
	7214104	Dikoloi Secondary	N	1	22	45.5			22	50.0	58	70.7	58	100.0					36	86.1			58	32.8	36	72.2		
	7245145	Dinao Secondary	N	2	39	79.5	26	92.3	39	84.6	39	97.4	83	100.0	44	93.2			44	72.7	52	98.1	31	71.0	18	94.4		
	7215173	Dithebele Secondary	N	2	8	50.0	22	72.7	8	62.5	8	62.5	57	100.0	27	55.6	27	66.7	49	36.7	43	79.1	14	71.4	22	9.1		
	7235157	Ditlaleso Secondary	N	3	7	42.9			32	43.8	44	59.1	127	100.0	96	82.3			95	76.8	55	81.8	71	45.1	39	87.2		
	7242104	Ditsepu Secondary	N	2	21	52.4	15	66.7	21	81.0	22	77.3	64	100.0	43	93.0	26	92.3	27	85.2	38	86.8	26	50.0	17	58.8		
	7234102	Doasho High	N	2	61	18.0			61	31.1	61	54.1	196	98.5	135	49.6	38	10.5	70	64.3	167	67.1	28	78.6	38	44.7		
	7256140	Dr. A.M.S. Makunyane Secondary	N	3	30	66.7	56	73.2	30	70.0	30	70.0	128	100.0	80	86.3	38	71.1	60	60.0	86	89.5	42	42.9	60	46.7		
	7254103	Dr. M.J. Madiba Secondary	N	3			29	48.3			25	48.0	39	100.0					39	56.4	18	66.7	21	14.3	10	50.0		
	7272101	Fedile High	N	2	18	33.3	16	68.8	18	55.6	18	77.8	71	100.0	17	88.2	13	92.3	53	56.6	46	78.3	25	80.0	24	75.0		
	7255158	Florapark Comprehensive High	Y	5	44	77.3			49	98.0	44	97.7	106	100.0	42	97.6			24	95.8	46	97.8	60	71.7	40	77.5		
	7253141	George Moragula Secondary	N	3							44	29.5	65	100.0					65	29.2	51	64.7	14	7.1	21	19.0		
	7212152	George Tladi Technical High	N	2	32	59.4			32	50.0	32	75.0	86	100.0	43	95.3			43	90.7	47	100.0	39	79.5	54	59.3		
	7232103	Gerson Ntjie Secondary	N	2	20	90.0	75	73.3	25	76.0	27	92.6	117	99.1	36	91.7	21	71.4	90	65.6	51	92.2	66	39.4	49	49.0		
	7255102	Happy Day Primary	N		2	100.0			10	90.0	12	83.3	11	100.0	27	55.6			19	42.1	12	83.3	17	35.3	17	35.3		
	7222108	Harry Oppenheimer Secondary	Y	3			161	91.3					161	100.0					161	77.0			161	59.6	137	72.3		
	7213106	Helene Franz Secondary	N		5	60.0			2	100.0	3	66.7	14	100.0	8	100.0	7	100.0	1	100.0	12	75.0	2	50.0	2	0.0		
	7255131	Hoer Landbouskool Kuschke	N	5			101	79.2					101	100.0					79	73.4	41	85.4	60	48.3	55	45.5		

District Name	Centre no	Centre name	Dinaledi	Quintile	Accounting		Agricultural Sciences		Business Studies		Economics		English (FAL)		Geography		History		Life Sciences		Mathematical Literacy		Mathematics		Physical Sciences			
					Wrote	% Achieved at 30% and above	Wrote	% Achieved at 30% and above	Wrote	% Achieved at 30% and above	Wrote	% Achieved at 30% and above	Wrote	% Achieved at 30% and above	Wrote	% Achieved at 30% and above	Wrote	% Achieved at 30% and above	Wrote	% Achieved at 30% and above	Wrote	% Achieved at 30% and above	Wrote	% Achieved at 30% and above	Wrote	% Achieved at 30% and above	Wrote	% Achieved at 30% and above
					CAPRICORN	7255132	Hoerskool Noorderland	N	5	71	90.1			91	91.2	73	89.0	123	100.0					46	89.1	75	98.7	91
7255133	Hoerskool Pietersburg	N	5	87		95.4			118	96.6	59	100.0	264	100.0	52	96.2	33	97.0	116	95.7	140	100.0	124	96.0	70	94.3		
7235106	Hwiti High	N	3	33		48.5			62	30.6	33	42.4	177	98.3	87	74.7	39	61.5	109	56.0	81	61.7	96	27.1	76	43.4		
7222109	Ipopeng Secondary	N	2								25	76.0	47	100.0	23	95.7			22	95.5	24	100.0	23	73.9	20	70.0		
7251145	J.H. Moloto Secondary	N	2	18		83.3	34	94.1	18	44.4	18	88.9	64	100.0	46	95.7			46	78.3	48	85.4	15	80.0	12	66.7		
7243105	J.K. Tabane Secondary	N	1	19		36.8	30	56.7	35	20.0	35	62.9	85	100.0	21	42.9			50	38.0	65	70.8	20	15.0	7	14.3		
7253104	Jawejawe Ledwaba Secondary	N	3	18		72.2			21	52.4	18	72.2	51	100.0	34	82.4			31	93.5	32	96.9	20	55.0	17	47.1		
7254105	Joel Sibasa Senior Secondary	N	3	37		10.8			37	8.1	37	24.3	77	87.0	40	42.5			40	32.5	41	48.8	36	19.4	40	22.5		
7253142	Jonas Mantju Secondary	N	3	22		59.1					22	72.7	22	100.0					22	59.1	17	94.1	5	60.0				
7263131	Jubana High	N	1	27		29.6			27	55.6	27	51.9	27	100.0							27	81.5						
7223110	Kabela Secondary	N	2	7		57.1			8	62.5	8	100.0	46	100.0	9	100.0			10	90.0	29	89.7	17	52.9	38	13.2		
7255159	Kabelo Combined	N	3	21		95.2	37	81.1	21	90.5	21	95.2	72	100.0	21	81.0	17	47.1	34	73.5	43	97.7	29	37.9	13	76.9		
7224111	Karabi Secondary	N	1	14		71.4	17	82.4			29	72.4	62	100.0					33	60.6	28	71.4	34	52.9	33	42.4		
7224112	Kedishi Secondary	N	2	10		10.0					21	38.1	21	100.0					21	47.6	9	77.8	12	41.7	11	72.7		
7216157	Ketudi High	N	1				9	55.6					21	100.0	21	66.7			21	28.6	6	100.0	15	40.0	12	33.3		
7256106	Kgabo Secondary	N	3	15		33.3	11	90.9	15	33.3	15	73.3	41	100.0	26	92.3			26	65.4	28	78.6	13	69.2	15	46.7		
7244106	Kgadimo Secondary	N	1	1		100.0			37	78.4	37	81.1	37	100.0							28	75.0	9	22.2				
7243142	Kgagatlou Secondary	Y	2	35		97.1	66	93.9	112	52.7	91	75.8	291	99.0	77	68.8			121	83.5	122	82.0	172	73.3	137	71.5		
7262127	Kgakala Secondary	N	1	10		80.0	38	68.4	10	80.0	28	85.7	48	97.9	18	44.4			20	85.0	33	93.9	15	93.3	20	75.0		
7251118	Kgakoa (Mogakoa) Secondary	N	2	37		91.9	117	87.2	80	86.3	80	91.3	230	100.0	100	82.0			150	78.7	154	94.8	76	85.5	77	61.0		
7244107	Kgalema Senior Secondary	N	1	6		33.3			21	42.9	55	74.5	75	100.0	54	59.3			20	75.0	58	62.1	17	47.1	7	100.0		
7211107	Kgalushi Secondary	N	1				54	48.1					54	100.0	23	69.6	25	24.0	54	38.9	50	60.0	4	100.0	6	100.0		
7272102	Kgarahara High	N	2										53	100.0	53	20.8	17	70.6	7	71.4	46	45.7	7	28.6	7	0.0		
7213108	Kgerepi Secondary	N	1									19	100.0	19	52.6	9	33.3	19	63.2	9	100.0	10	70.0	10	70.0			
7222113	Kgoke Secondary	N	2			67	89.6					67	97.0	54	90.7			67	58.2	39	94.9	28	46.4	13	38.5			

District Name	Centre no	Centre name	Dinaledi	Quintile	Accounting		Agricultural Sciences		Business Studies		Economics		English (FAL)		Geography		History		Life Sciences		Mathematical Literacy		Mathematics		Physical Sciences			
					Wrote	% Achieved at 30% and above	Wrote	% Achieved at 30% and above	Wrote	% Achieved at 30% and above	Wrote	% Achieved at 30% and above	Wrote	% Achieved at 30% and above	Wrote	% Achieved at 30% and above	Wrote	% Achieved at 30% and above	Wrote	% Achieved at 30% and above	Wrote	% Achieved at 30% and above	Wrote	% Achieved at 30% and above	Wrote	% Achieved at 30% and above	Wrote	% Achieved at 30% and above
					CAPRICORN	7213161	Kgokonyane Secondary	N	1			5	100.0					13	100.0	13	100.0			13	76.9	5	100.0	8
	7211109	Kgokwana Secondary	N	1			10	100.0					20	100.0	13	76.9	10	90.0	20	80.0	13	100.0	7	14.3	7	42.9		
	7254146	Kgolokgotha Ledwaba Secondary	N	3	24	8.3			24	20.8	57	56.1	57	100.0					33	72.7	29	86.2	26	69.2	33	45.5		
	7212110	Kgolouthwana Secondary	N	2	19	68.4	26	88.5	19	68.4	19	100.0	65	100.0	20	100.0	20	95.0	46	63.0	39	94.9	26	57.7	26	69.2		
	7214162	Kgopudi Secondary	N	1	28	53.6	71	64.8	28	25.0	28	89.3	100	96.0	17	70.6	16	75.0	56	73.2	44	81.8	56	69.6	56	62.5		
	7245108	Kgwadiamoleke Secondary	N	2	11	45.5	29	51.7	11	36.4	11	36.4	56	96.4	45	53.3			45	46.7	42	90.5	13	30.8	16	25.0		
	7243109	Kgwaratlou High	N	1	6	100.0	15	93.3	6	83.3	10	100.0	40	100.0	10	80.0			24	100.0	17	100.0	23	69.6	16	87.5		
	7256107	Khaiso High	N	3	34	64.7			34	88.2	48	64.6	107	99.1	76	89.5	21	100.0	43	90.7	88	90.9	19	68.4	36	72.2		
	7224114	Khwinana Secondary	N	1	9	77.8	49	75.5	9	88.9	9	77.8	58	100.0	47	66.0			49	53.1	54	96.3	4	100.0	2	100.0		
	7232149	Klaas Mothapo Secondary	N	3	3	66.7	7	42.9	3	66.7	3	33.3	13	100.0	3	100.0	3	33.3	7	42.9	6	100.0	7	14.3	7	28.6		
	7211153	Kola Leboho Secondary	N	1			9	88.9					37	100.0	37	64.9			37	62.2			37	18.9	28	57.1		
	7241148	Kopano Secondary	N	3	47	74.5	30	46.7	47	78.7	47	89.4	120	99.2	69	76.8	26	42.3	47	76.6	27	55.6	93	24.7	47	53.2		
	7225149	Kwena-A-Peu Secondary	N	2	12	16.7			12	100.0	18	88.9	18	94.4					6	66.7	12	100.0	6	83.3	6	16.7		
	7241111	Lebowakgomo Senior Secondary	N	3	34	41.2			31	54.8	64	20.3	101	100.0	66	63.6			37	67.6	70	74.3	30	36.7	35	42.9		
	7212111	Lehaiwa Senior Secondary	N	2	16	25.0	41	80.5	16	43.8	16	50.0	57	98.2	13	76.9			41	46.3	38	81.6	19	57.9	28	32.1		
	7245112	Lehlagga Secondary	N	1	16	75.0	23	73.9	43	67.4	16	81.3	69	98.6	27	66.7			26	80.8	30	86.7	39	48.7	26	100.0		
	7263126	Lehlasedi Combined	N	1									5	100.0	5	100.0			5	20.0	5	100.0						
	7231107	Lekota Senior Secondary	N	3	38	21.1	43	95.3	38	26.3	38	68.4	81	100.0					43	81.4	55	87.3	26	69.2	43	30.2		
	7216170	Lenare Secondary	N	1									27	96.3	27	40.7	27	48.1	27	29.6	27	96.3						
	7231127	Leruleng Secondary	N	3	15	40.0	17	70.6	15	33.3	15	26.7	32	100.0	8	37.5	8	100.0	9	88.9	25	92.0	7	85.7	9	66.7		

District Name	Centre no	Centre name	Dinaledi	Quintile	Accounting		Agricultural Sciences		Business Studies		Economics		English (FAL)		Geography		History		Life Sciences		Mathematical Literacy		Mathematics		Physical Sciences			
					Wrote	% Achieved at 30% and above	Wrote	% Achieved at 30% and above	Wrote	% Achieved at 30% and above	Wrote	% Achieved at 30% and above	Wrote	% Achieved at 30% and above	Wrote	% Achieved at 30% and above	Wrote	% Achieved at 30% and above	Wrote	% Achieved at 30% and above	Wrote	% Achieved at 30% and above	Wrote	% Achieved at 30% and above	Wrote	% Achieved at 30% and above	Wrote	% Achieved at 30% and above
					CAPRICORN	7242113	Leshikishiki High	N	2	16	56.3	9	100.0			16	75.0	25	100.0	16	56.3			9	100.0	16	93.8	9
7272103	Letheba Secondary	N	2	12		50.0	33	66.7	12	50.0	12	66.7	83	100.0	72	88.9	20	100.0	72	62.5	58	84.5	26	46.2	19	78.9		
7221115	Letshega-Malokwane Secondary	N	1						20	50.0	11	63.6	20	95.0					9	77.8	17	64.7	3	0.0				
7222116	Letswalela Bahlaloga Secondary	N	2	16		43.8			24	45.8	30	50.0	29	100.0					14	85.7	15	80.0	14	28.6	6	0.0		
7255160	Luthuli Park School	N	3	8		12.5	30	66.7	8	25.0	8	62.5	37	100.0	11	81.8	11	90.9	18	72.2	20	90.0	18	33.3	18	61.1		
7256112	M.E. Makgato Secondary	N	3	29		48.3			29	69.0	29	89.7	111	100.0	82	86.6			82	76.8	73	95.9	36	61.1	82	30.5		
7231130	M.P. Mamabolo Secondary	N	2				35	62.9					41	92.7	41	56.1			41	46.3	27	74.1	13	15.4	6	66.7		
7211112	Mabea Senior Secondary	N	2				22	100.0			5	80.0	35	100.0	13	100.0	8	12.5	35	91.4	19	100.0	16	87.5	22	77.3		
7211113	Mabotha Secondary	N	2	13		84.6			33	42.4	33	90.9	45	100.0	32	59.4			12	58.3	29	89.7	16	25.0	12	41.7		
7234147	Machaka Robert Mamabolo Secondary	N	2	12		100.0	16	100.0	12	100.0	12	91.7	28	100.0					16	100.0	25	100.0	3	33.3	16	37.5		
7263103	Mack Semeka Senior Secondary	N	2	21		66.7			21	52.4	21	71.4	87	100.0	54	79.6	14	92.9	44	70.5	52	86.5	35	54.3	44	43.2		
7262104	Madibo Secondary	N	1	25		64.0	54	81.5	25	48.0	25	72.0	79	100.0	38	65.8			54	68.5	65	86.2	14	85.7	16	87.5		
7213114	Madikweng Senior Secondary	N	2								40	97.5	40	100.0	20	95.0			40	95.0			40	77.5	20	100.0		
7232150	Madipoane Secondary	N	2	8		50.0	49	87.8	10	60.0	12	83.3	71	100.0	20	100.0	33	93.9	43	76.7	55	92.7	16	100.0	26	57.7		
7241114	Maditsi High	N	3				17	58.8			5	40.0	32	100.0	32	56.3			32	37.5	22	50.0	10	40.0	10	70.0		
7231108	Mafofologo High	N	3	33		42.4	62	88.7	33	57.6	33	81.8	195	100.0	71	47.9	71	25.4	91	73.6	78	75.6	117	46.2	91	39.6		
7262105	Mafsiakgomo Secondary	N	1				25	84.0					30	100.0	30	83.3	15	100.0	15	66.7	17	94.1	13	23.1	5	100.0		
7233109	Magaedisha High	N	2	15		100.0	15	100.0	26	100.0	15	93.3	41	100.0	11	100.0			15	100.0	15	100.0	26	73.1	15	93.3		
7231110	Magogo Secondary	N	3	4		50.0	22	95.5	3	66.7			22	100.0					18	88.9	11	100.0	11	81.8	19	84.2		
7211115	Mahadikana Secondary	N	2	15		33.3	13	84.6	15	33.3	15	60.0	28	100.0					13	84.6	22	100.0	6	33.3	13	38.5		

District Name	Centre no	Centre name	Dinaledi	Quintile	Accounting		Agricultural Sciences		Business Studies		Economics		English (FAL)		Geography		History		Life Sciences		Mathematical Literacy		Mathematics		Physical Sciences			
					Wrote	% Achieved at 30% and above	Wrote	% Achieved at 30% and above	Wrote	% Achieved at 30% and above	Wrote	% Achieved at 30% and above	Wrote	% Achieved at 30% and above	Wrote	% Achieved at 30% and above	Wrote	% Achieved at 30% and above	Wrote	% Achieved at 30% and above	Wrote	% Achieved at 30% and above	Wrote	% Achieved at 30% and above	Wrote	% Achieved at 30% and above	Wrote	% Achieved at 30% and above
					CAPRICORN	7223158	Mahlabela Secondary	N	2	30	50.0	18	83.3	30	93.3	27	81.5	62	100.0	32	62.5			32	43.8	43	88.4	19
7214116	Mahlase Senior Secondary	N	1	36		38.9			36	50.0	101	56.4	101	88.1			38	86.8	27	70.4	52	55.8	49	36.7	27	51.9		
7242146	Mahlogedi Secondary	N	2				27	92.6					27	100.0	10	70.0	18	100.0	17	88.2	19	94.7	8	62.5	9	22.2		
7222117	Mahoai High	N	2				45	86.7					79	100.0	34	97.1			48	97.9	30	96.7	49	67.3	48	85.4		
7242115	Mahwibitswane Secondary	N	2	35		54.3	73	74.0	35	97.1	35	82.9	121	99.2	56	55.4	13	84.6	85	67.1	84	86.9	37	75.7	30	93.3		
7241116	Maimane Secondary	N	3				37	56.8	2	0.0	37	32.4	37	100.0					35	22.9	24	83.3	13	30.8				
7233111	Maisha High	N	2	18		88.9			19	52.6	18	61.1	34	100.0	16	93.8			16	81.3	13	100.0	21	38.1	15	60.0		
7244101	Makadimane Secondary	N	1						8	75.0	8	87.5	8	100.0							8	75.0						
7215174	Makama Secondary	N	1	17		23.5	21	57.1	17	17.6	17	41.2	38	100.0					21	47.6			38	7.9	21	38.1		
7216117	Makangwane Secondary	N	1				27	40.7	16	50.0	27	40.7	27	92.6					11	45.5			27	7.4				
7231149	Makgalapane Combined	N	2	10		50.0			10	30.0	10	80.0	10	90.0							5	100.0	5	0.0				
7272104	Makgato High	N	2	15		26.7	26	61.5	15	66.7	15	86.7	53	100.0	12	50.0	23	87.0	38	26.3	17	70.6	36	8.3	15	26.7		
7224155	Makgetha Secondary	N	2	31		41.9			56	58.9	31	32.3	56	100.0					25	60.0	38	71.1	18	27.8	25	48.0		
7232151	Makgobaketse Secondary	N	3	11		72.7	23	82.6	11	63.6	11	81.8	35	97.1	2	50.0			24	75.0			35	22.9	24	20.8		
7256109	Makgofo High	N	3	11		81.8	85	78.8	11	90.9	11	100.0	114	100.0	103	83.5			103	75.7	92	96.7	22	68.2	18	72.2		
7235112	Makgoka High	Y	3	93		76.3			43	76.7	43	86.0	331	99.7	149	96.0	61	82.0	244	69.3	98	58.2	233	31.3	154	39.6		
7235113	Makgongoana High	N	3	25		16.0			25	60.0	25	76.0	87	98.9	63	79.4	26	76.9	62	38.7	49	57.1	38	23.7	37	29.7		
7261107	Makgwading Secondary	N	1	10		100.0	24	79.2	10	100.0	11	100.0	34	100.0	10	60.0	8	100.0	16	75.0	22	95.5	12	25.0	13	30.8		
7225118	Makobateng Secondary	N	2	31		19.4	7	42.9	33	42.4	31	58.1	38	84.2					7	42.9	33	66.7	5	0.0	5	0.0		
7222119	Makoko Secondary	N	2				10	70.0	7	100.0	7	100.0	17	100.0					10	60.0	9	88.9	8	12.5	3	66.7		
7234152	Makome Secondary	N	3	15	60.0			20	55.0	15	73.3	22	100.0	7	85.7			7	71.4	20	100.0	2	50.0	2	0.0			
7232114	Malatswa High	N	2	26	69.2	28	92.9	26	46.2	26	80.8	60	100.0	6	83.3	6	66.7	28	75.0	43	95.3	17	52.9	28	35.7			

District Name	Centre no	Centre name	Dinaledi	Quintile	Accounting		Agricultural Sciences		Business Studies		Economics		English (FAL)		Geography		History		Life Sciences		Mathematical Literacy		Mathematics		Physical Sciences			
					Wrote	% Achieved at 30% and above	Wrote	% Achieved at 30% and above	Wrote	% Achieved at 30% and above	Wrote	% Achieved at 30% and above	Wrote	% Achieved at 30% and above	Wrote	% Achieved at 30% and above	Wrote	% Achieved at 30% and above	Wrote	% Achieved at 30% and above	Wrote	% Achieved at 30% and above	Wrote	% Achieved at 30% and above	Wrote	% Achieved at 30% and above	Wrote	% Achieved at 30% and above
					CAPRICORN	7214118	Maleboho Senior Secondary	N	1					10	100.0	10	80.0	98	100.0	88	70.5	32	78.1	88	59.1	32	78.1	66
7215119	Malusi Secondary	N	2	19		42.1	38	86.8	19	47.4	15	73.3	114	99.1	54	24.1	36	61.1	59	40.7	73	63.0	41	36.6	40	37.5		
7235115	Mamabudusha High	N	3	20		55.0	31	83.9	20	80.0	20	65.0	99	100.0	48	58.3	46	87.0	33	78.8	64	71.9	35	51.4	33	54.5		
7272105	Mamafa Secondary	N	2										19	100.0	19	89.5	16	93.8	19	57.9	19	100.0			3	33.3		
7245143	Mamagogo High	N	1	16		75.0	23	91.3	16	68.8	29	82.8	52	100.0	13	100.0			23	91.3	24	95.8	28	57.1	23	26.1		
7216120	Mammoka Secondary	N	1	30		66.7	54	72.2	30	76.7	30	70.0	117	100.0	33	66.7	33	57.6	87	39.1	33	66.7	84	25.0	53	41.5		
7233116	Mamodikeleng Secondary	N	2	11		45.5	50	56.0	11	54.5	11	54.5	61	100.0	19	73.7	19	100.0	31	64.5	36	88.9	24	45.8	31	25.8		
7211121	Mamoduwane Secondary	N	2				28	32.1	28	89.3	28	100.0	28	96.4							28	53.6						
7233117	Mamokgari Secondary	N	2	4		50.0	22	50.0	4	50.0	4	50.0	26	100.0	22	45.5			22	36.4	19	100.0	7	42.9				
7271104	Mamokutupi Secondary	N	2										24	100.0	24	58.3	24	62.5	24	29.2	24	87.5						
7251143	Mamolemane Secondary	N	2	38		18.4	45	71.1	38	47.4	38	34.2	130	98.5	82	64.6			92	77.2	88	87.5	42	54.8	57	86.0		
7225153	Mamone Secondary	N	2	24		20.8			24	58.3	33	63.6	33	100.0					9	100.0	24	83.3	9	33.3	9	11.1		
7231111	Mamphoku Secondary	N	3	8		37.5	6	100.0	12	75.0	8	87.5	14	100.0	2	100.0			6	83.3	11	90.9	3	100.0				
7261134	Mampotjane Secondary	N	1	8		100.0	20	95.0			8	87.5	39	100.0	39	100.0			31	96.8	27	81.5	12	58.3	11	100.0		
7215122	Mankgakgatla Senior Secondary	N	2				60	81.7					60	100.0	48	83.3			60	78.3	44	95.5	16	75.0	12	75.0		
7262108	Mankhole Secondary	N	1	13		100.0	24	100.0	13	100.0	13	92.3	37	100.0	9	100.0			24	95.8	9	100.0	28	71.4	15	60.0		
7234119	Mankoeng High	N	3	29		24.1			29	55.2	29	69.0	60	100.0	31	87.1	10	10.0	21	71.4	45	97.8	15	53.3	21	52.4		
7214123	Manoe Secondary	N	1	25		72.0	51	84.3	25	76.0	25	84.0	76	98.7	34	73.5	11	90.9	40	70.0	58	93.1	18	61.1	17	82.4		
7233120	Manoshi Senior Secondary	N	2	12	8.3			12	41.7	12	41.7	37	100.0	24	91.7	13	46.2	25	76.0	29	86.2	8	62.5	12	33.3			
7222120	Maowaneng Secondary	N	2	19	15.8	27	66.7	19	47.4	19	57.9	46	93.5					27	51.9	38	92.1	8	62.5	8	25.0			

District Name	Centre no	Centre name	Dinaledi	Quintile	Accounting		Agricultural Sciences		Business Studies		Economics		English (FAL)		Geography		History		Life Sciences		Mathematical Literacy		Mathematics		Physical Sciences			
					Wrote	% Achieved at 30% and above	Wrote	% Achieved at 30% and above	Wrote	% Achieved at 30% and above	Wrote	% Achieved at 30% and above	Wrote	% Achieved at 30% and above	Wrote	% Achieved at 30% and above	Wrote	% Achieved at 30% and above	Wrote	% Achieved at 30% and above	Wrote	% Achieved at 30% and above	Wrote	% Achieved at 30% and above	Wrote	% Achieved at 30% and above	Wrote	% Achieved at 30% and above
					CAPRICORN	7225121	Mapale Senior Secondary	N	2								12	100.0	12	58.3			12	58.3	12	66.7		
	7232121	Mapeloana Secondary	N	3	11	72.7	45	77.8	11	90.9	11	100.0	54	100.0	26	69.2			44	47.7	32	84.4	24	29.2	19	36.8		
	7215156	Maphutha Secondary	N	2	16	56.3	13	76.9	16	62.5	16	50.0	46	100.0	30	63.3	7	28.6	30	56.7	36	100.0	10	70.0	10	60.0		
	7263109	Maroba Secondary	N	2	15	33.3	28	71.4	15	33.3	15	66.7	57	100.0	42	61.9			42	33.3	29	75.9	28	17.9	14	42.9		
	7235122	Marobathotha High	N	3	41	53.7	47	95.7	31	90.3	41	68.3	185	100.0	97	74.2	50	56.0	94	92.6	69	82.6	116	62.9	94	84.0		
	7215160	Marumofase Community High	N	2	17	64.7	41	56.1	17	58.8	17	47.1	180	100.0	163	48.5	48	27.1	163	33.7	90	36.7	90	16.7	57	35.1		
	7234155	Masealama Secondary	N	2			10	100.0					21	100.0	11	90.9			21	81.0	12	100.0	9	44.4	8	75.0		
	7271105	Masedi Secondary	N	3	8	12.5			8	0.0	8	12.5	57	96.5	49	55.1	23	34.8	26	53.8	57	68.4			26	3.8		
	7255110	Masedibu Secondary	Y	3	5	100.0			34	67.6	34	55.9	108	100.0	65	98.5	48	70.8	48	35.4	77	94.8	31	48.4	26	53.8		
	7252111	Maserole Secondary	N	2	67	85.1	47	87.2	67	67.2	67	89.6	155	100.0	65	92.3			64	96.9	77	89.6	78	62.8	64	92.2		
	7271106	Mashaha Secondary	N	2	6	50.0			6	66.7	9	55.6	24	100.0	18	88.9			18	72.2	24	100.0			15	26.7		
	7223125	Mashiane High	N	2	15	73.3	36	72.2	15	53.3	27	59.3	51	98.0					36	52.8	38	71.1	13	38.5	24	37.5		
	7244117	Mashianyane High	N	1	37	48.6			37	37.8	37	62.2	93	94.6	40	72.5	38	44.7	55	43.6	63	63.5	29	51.7	18	61.1		
	7232123	Masobe Secondary	N	3	5	100.0	10	100.0	5	60.0	5	100.0	22	100.0	17	82.4	2	50.0	12	83.3	15	93.3	7	28.6	2	100.0		
	7211163	Masoka Secondary	N	2					20	45.0	20	65.0	25	100.0	25	72.0			5	100.0	18	100.0	7	85.7	5	80.0		
	7251149	Mathabatha Secondary	N	2	14	57.1	54	81.5	39	56.4	39	64.1	92	100.0					54	63.0	65	84.6	27	55.6	14	85.7		
	7254147	Mathetha Ledwaba Secondary	N	3	14	7.1					38	52.6	38	100.0					38	39.5	18	100.0	20	75.0	24	37.5		
	7211124	Mathipa Makgato Secondary	N	1	48	29.2	30	73.3	48	37.5	48	54.2	78	100.0	7	42.9	6	50.0	24	62.5	55	94.5	23	78.3	23	60.9		
	7241118	Mathomomayo Senior Secondary	N	3	14	64.3			15	73.3	17	94.1	22	100.0	8	100.0			7	85.7	18	94.4	4	25.0	5	80.0		
	7234154	Mathukana Secondary	N	3			26	88.5	9	55.6	9	100.0	35	97.1	22	72.7			26	61.5	28	85.7	7	42.9	13	69.2		
	7243119	Matime Secondary	N	2	11	36.4	19	57.9	11	9.1	11	36.4	35	97.1	24	75.0			12	83.3	28	85.7	7	42.9	5	100.0		
	7263110	Matladi Project High	N	2	45	37.8	46	63.0	45	68.9	45	77.8	158	100.0	76	77.6			91	52.7	82	87.8	76	56.6	44	86.4		
	7244120	Matsimela High	N	1	21	47.6			41	31.7	24	70.8	55	100.0	34	76.5			31	80.6	38	81.6	16	75.0	14	78.6		
	7211125	Matsuokwane Secondary	N	1			19	89.5					33	97.0	14	57.1	24	50.0	33	75.8	24	95.8	9	77.8	9	77.8		

District Name	Centre no	Centre name	Dinaledi	Quintile	Accounting		Agricultural Sciences		Business Studies		Economics		English (FAL)		Geography		History		Life Sciences		Mathematical Literacy		Mathematics		Physical Sciences			
					Wrote	% Achieved at 30% and above	Wrote	% Achieved at 30% and above	Wrote	% Achieved at 30% and above	Wrote	% Achieved at 30% and above	Wrote	% Achieved at 30% and above	Wrote	% Achieved at 30% and above	Wrote	% Achieved at 30% and above	Wrote	% Achieved at 30% and above	Wrote	% Achieved at 30% and above	Wrote	% Achieved at 30% and above	Wrote	% Achieved at 30% and above	Wrote	% Achieved at 30% and above
					CAPRICORN	7215126	Matswake Secondary	N	1	2	100.0	28	75.0	30	63.3	38	39.5	68	97.1	8	87.5			30	73.3	52	94.2	16
7225152	Matuma Secondary	N	2	11		18.2			11	18.2	11	27.3	11	100.0							11	63.6						
7254150	Milente Secondary	N	3	41		9.8			27	25.9	27	40.7	41	97.6					14	78.6	34	64.7	7	42.9	14	42.9		
7255156	Millennium College	N	3	26		88.5			68	83.8	27	100.0	141	100.0	94	86.2			81	82.7	63	98.4	77	48.1	73	46.6		
7263133	Mmabolepu Secondary	N	2	15		53.3	38	94.7	15	60.0	15	80.0	53	100.0	13	100.0			38	89.5	35	85.7	18	16.7	25	44.0		
7262133	Mmadithakadu Secondary	N	1				10	100.0					10	100.0	10	100.0			10	80.0	10	70.0						
7252113	Mmakgabo Senior Secondary	N	2	21		28.6	25	88.0	21	71.4	21	66.7	57	100.0	23	73.9			29	75.9	40	95.0	17	64.7	17	88.2		
7213127	Mmalotlo Senior Secondary	N	1										42	95.2	42	59.5	27	55.6	41	43.9	27	85.2	15	53.3	15	60.0		
7251137	Mmamafa Senior Secondary	N	2	12		50.0			15	53.3	15	66.7	27	92.6	15	86.7	12	83.3	12	66.7	27	85.2						
7253114	Mmamarama Secondary	N	3	5		60.0			5	60.0	24	75.0	37	100.0	32	100.0			32	96.9	24	91.7	13	69.2	13	84.6		
7225122	Mmamehlabe Senior Secondary	N	2				44	72.7					44	100.0	33	72.7			44	56.8	33	87.9	11	27.3	11	54.5		
7221151	Mmamolope Senior Secondary	N	2	25		20.0	21	95.2	25	92.0	25	56.0	54	100.0	8	87.5			29	51.7	23	91.3	31	64.5	29	69.0		
7253115	Mmanare Secondary	N	3	34		44.1	32	81.3	34	73.5	34	82.4	89	100.0	56	69.6			56	55.4	57	86.0	33	39.4	24	58.3		
7225123	Mmankogaedupe Secondary	N	2	12		33.3	20	100.0	12	83.3	10	60.0	29	100.0	18	100.0			18	83.3	22	95.5	8	37.5				
7211175	Mmantshako Secondary	N	1								48	85.4	48	91.7	21	28.6	21	38.1	27	66.7	21	61.9	27	77.8	27	74.1		
7233124	Mmapadi Sen Secondary	N	2	16		62.5			16	25.0	27	66.7	43	100.0	27	92.6	18	55.6	16	68.8	33	87.9	10	70.0	9	100.0		
7253116	Mmaphuti Secondary	N	3	41		48.8			57	50.9	57	70.2	78	98.7	37	75.7			21	76.2	62	79.0	16	50.0	21	57.1		
7211128	Mmatsela High	N	2	14	64.3	42	81.0			14	57.1	42	100.0					28	82.1	18	94.4	24	66.7	28	60.7			
7254117	Mmatshipi Senior Secondary	N	2	26	34.6	24	58.3			26	38.5	77	98.7	77	61.0			51	64.7	56	91.1	21	38.1	27	29.6			

District Name	Centre no	Centre name	Dinaledi	Quintile	Accounting		Agricultural Sciences		Business Studies		Economics		English (FAL)		Geography		History		Life Sciences		Mathematical Literacy		Mathematics		Physical Sciences			
					Wrote	% Achieved at 30% and above	Wrote	% Achieved at 30% and above	Wrote	% Achieved at 30% and above	Wrote	% Achieved at 30% and above	Wrote	% Achieved at 30% and above	Wrote	% Achieved at 30% and above	Wrote	% Achieved at 30% and above	Wrote	% Achieved at 30% and above	Wrote	% Achieved at 30% and above	Wrote	% Achieved at 30% and above	Wrote	% Achieved at 30% and above	Wrote	% Achieved at 30% and above
					CAPRICORN	7224126	Mochedi High	N	2	23	100.0	47	100.0	23	87.0	23	91.3	70	100.0	14	100.0			47	89.4	20	100.0	50
	7212129	Modumela Secondary	N	2	13	53.8			13	69.2	26	80.8	57	98.2	44	72.7	9	22.2	44	75.0	35	91.4	22	54.5	22	72.7		
	7224127	Modumo Secondary	N	2	5	60.0	12	50.0			5	40.0	17	100.0	17	47.1			12	66.7	17	82.4						
	7245146	Mogalatjane Mphahlele Secondary	N	1	6	0.0	13	53.8	6	16.7	6	16.7	19	84.2	13	69.2			13	53.8	15	73.3	4	50.0				
	7244121	Mogaputji High	N	1					6	0.0	7	14.3	23	95.7	12	66.7			13	61.5	13	76.9	10	10.0	4	25.0		
	7255119	Mohlakaneng High	N	3	26	65.4			26	69.2	26	84.6	112	100.0	86	70.9	43	41.9	36	63.9	84	92.9	28	85.7	24	62.5		
	7256159	Mohlapetse Secondary	N	3					38	84.2	38	86.8	77	100.0	39	97.4			39	97.4	62	95.2	15	93.3	39	56.4		
	7263111	Mohlopheng Secondary	N	2	2	100.0	14	100.0			2	100.0	16	100.0	7	100.0			14	71.4	6	100.0	10	40.0	9	88.9		
	7221150	Mokateng Secondary	N	2									20	95.0	20	80.0			20	60.0			20	30.0	20	75.0		
	7262112	Mokgohlwe Makopo Secondary	N	2	17	41.2			17	64.7	17	82.4	17	100.0							17	100.0						
	7213130	Mokgorokgoro Secondary	N	2			7	100.0					7	100.0	7	100.0			7	85.7			7	0.0				
	7243122	Mokgorotlwane Secondary	N	2					8	37.5	9	55.6	24	100.0	15	73.3			17	58.8	21	76.2	3	66.7	3	100.0		
	7271108	Mokomene High	N	3	6	50.0			6	66.7	6	66.7	26	100.0	16	93.8			16	87.5	14	100.0	12	100.0	20	85.0		
	7233125	Mokwatedi Secondary	N	2	11	63.6			19	26.3	11	36.4	35	94.3	24	87.5			24	79.2	13	69.2	22	59.1	16	56.3		
	7256151	Molautsi Secondary	N	3	34	8.8			34	44.1	34	67.6	61	100.0	27	88.9			27	77.8	45	91.1	16	62.5	27	59.3		
	7231126	Molosi High	N	3			56	71.4					56	100.0	36	91.7			56	82.1	45	88.9	11	45.5	20	25.0		
	7216131	Moloko Senior Secondary	N	1	12	25.0					14	57.1	31	96.8	31	74.2			19	57.9	14	64.3	17	58.8	17	58.8		
	7256152	Monyong Secondary	N	3			37	89.2					73	100.0	73	87.7			73	65.8	15	93.3	58	63.8	36	58.3		
	7261113	Moremotse Senior Secondary	N	1			29	51.7					29	93.1	14	28.6			29	41.4	14	64.3	15	40.0	15	0.0		
	7262114	Moropa Secondary	N	2									20	100.0	20	100.0			20	100.0			20	30.0	20	90.0		
	7255161	Moruleng Secondary	N	3	13	38.5			13	69.2	13	53.8	42	100.0	29	65.5			29	51.7	11	100.0	31	29.0	29	24.1		
	7231148	Murutwa Secondary	N	3	9	44.4			9	33.3	9	66.7	32	100.0	23	82.6			23	78.3	9	88.9	23	65.2	23	56.5		
	7241123	Mosepedi Secondary	N	3			33	90.9					48	100.0	38	81.6	15	86.7	48	60.4	33	93.9	15	60.0	10	90.0		

District Name	Centre no	Centre name	Dinaledi	Quintile	Accounting		Agricultural Sciences		Business Studies		Economics		English (FAL)		Geography		History		Life Sciences		Mathematical Literacy		Mathematics		Physical Sciences			
					Wrote	% Achieved at 30% and above	Wrote	% Achieved at 30% and above	Wrote	% Achieved at 30% and above	Wrote	% Achieved at 30% and above	Wrote	% Achieved at 30% and above	Wrote	% Achieved at 30% and above	Wrote	% Achieved at 30% and above	Wrote	% Achieved at 30% and above	Wrote	% Achieved at 30% and above	Wrote	% Achieved at 30% and above	Wrote	% Achieved at 30% and above	Wrote	% Achieved at 30% and above
					CAPRICORN	7223156	Moshidi Secondary	N	2	38	71.1	20	90.0					38	100.0					38	92.1	32	100.0	6
7211154	Moshokoa Secondary	N	1	6		100.0	21	100.0	6	100.0	6	100.0	38	100.0	16	75.0	11	90.9	32	78.1	23	91.3	15	40.0	16	100.0		
7251120	Moshubaba Secondary	N	2	11		18.2	60	51.7	85	37.6	74	37.8	155	99.4	52	19.2			92	42.4	118	44.1	37	27.0	19	47.4		
7221128	Mosonya Secondary	N	2				36	22.2	17	35.3	37	43.2	36	100.0					20	30.0	26	76.9	11	36.4				
7232128	Mothimako Secondary	N	3	19		78.9	11	90.9	19	63.2	19	52.6	46	100.0	27	100.0			27	96.3	20	100.0	26	46.2	16	93.8		
7234129	Motlakaro Secondary	N	3	6		50.0			6	33.3	15	100.0	15	100.0	9	88.9			9	55.6	12	83.3	3	0.0				
7272106	Motlalaohle Secondary	Y	2	26		76.9	93	81.7	26	84.6	26	92.3	140	100.0	96	79.2			114	71.9	86	77.9	54	70.4	39	76.9		
7225159	Motlishi Secondary	N	2	15		100.0			12	100.0	12	100.0	29	100.0					17	100.0	11	90.9	18	66.7	17	88.2		
7253121	Motse Maria Secondary	Y	4	24		91.7			24	100.0	24	95.8	94	100.0	70	97.1			70	100.0			94	70.2	70	74.3		
7235138	Mountainview Senior Secondary	N	3	49		98.0	241	85.5	49	93.9	49	93.9	290	100.0	110	80.0			131	91.6	110	90.0	180	39.4	131	57.3		
7213164	Mpatapata Secondary	N	2	14		78.6			14	85.7	21	90.5	21	100.0					7	100.0			21	33.3	7	100.0		
7241124	Mphachue Secondary	N	1	22		63.6	37	91.9	22	59.1	22	77.3	72	100.0	13	84.6	11	100.0	50	66.0	34	97.1	37	62.2	39	30.8		
7253122	Mphatlalatsane Secondary	N	3				26	80.8					36	100.0	36	86.1			36	75.0	26	96.2	10	50.0	10	80.0		
7216132	Mphela Secondary	N	1	13		76.9	23	56.5			13	76.9	41	100.0	28	75.0			28	67.9	15	93.3	26	50.0	18	66.7		
7211133	Mphengwa Secondary	N	1	10		40.0	65	70.8	10	40.0			71	100.0	61	49.2			61	62.3	63	76.2	8	62.5	6	83.3		
7235156	Mphetsebe Secondary	N	3	45		44.4			87	72.4	45	77.8	115	100.0	70	62.9	41	90.2	28	85.7	87	90.8	28	71.4	28	64.3		
7261115	Mpotla Senior Secondary	N	1	10		40.0					10	40.0	18	100.0					8	0.0			18	11.1	8	0.0		
7216134	My Darling Senior Secondary	N	1	33		39.4	29	44.8	33	42.4	33	39.4	62	90.3	15	33.3	15	53.3	14	50.0	53	81.1	9	22.2	14	7.1		
7255903	Myngenoegen English Private	N		10		90.0			16	93.8	12	100.0			12	91.7			14	92.9	8	100.0	16	50.0	8	87.5		
7211135	Nakedi Secondary	N	1	6		66.7	8	87.5	6	100.0	6	100.0	17	100.0	3	100.0	3	100.0	11	36.4	9	100.0	8	12.5	8	62.5		
7251123	Nare Senior Secondary	N	2	21	81.0	56	78.6	22	54.5	22	90.9	115	100.0	59	78.0	22	77.3	79	67.1	93	88.2	22	81.8	23	73.9			
7225130	Ncheleleng Senior Secondary	N	2			35	82.9					49	95.9	29	79.3	14	57.1	49	53.1	14	85.7	35	20.0	20	40.0			
7222131	Ngakana Secondary	N	2			22	90.9					22	100.0	9	88.9			22	63.6	9	100.0	13	23.1	13	53.8			

District Name	Centre no	Centre name	Dinaledi	Quintile	Accounting		Agricultural Sciences		Business Studies		Economics		English (FAL)		Geography		History		Life Sciences		Mathematical Literacy		Mathematics		Physical Sciences			
					Wrote	% Achieved at 30% and above	Wrote	% Achieved at 30% and above	Wrote	% Achieved at 30% and above	Wrote	% Achieved at 30% and above	Wrote	% Achieved at 30% and above	Wrote	% Achieved at 30% and above	Wrote	% Achieved at 30% and above	Wrote	% Achieved at 30% and above	Wrote	% Achieved at 30% and above	Wrote	% Achieved at 30% and above	Wrote	% Achieved at 30% and above	Wrote	% Achieved at 30% and above
					CAPRICORN	7242144	Ngoatotlou Secondary	N	2			16	100.0					16	100.0	14	100.0			16	81.3	14	100.0	2
7211169	Ngwakwana Secondary	N	2				5	80.0					16	100.0	11	54.5	11	27.3	16	62.5	11	100.0	5	20.0	5	40.0		
7244152	Ngwamorei Secondary	N	1						18	38.9	18	61.1	18	94.4							12	58.3	6	0.0				
7243125	Ngwana Mohube Secondary	Y	3	14		71.4	36	58.3	6	83.3	13	38.5	94	98.9					70	77.1	26	76.9	68	38.2	62	64.5		
7263116	Ngwanabahlalerwa Secondary	N	2				22	95.5					33	100.0	33	93.9			33	90.9	8	62.5	25	40.0	11	90.9		
7232131	Ngwanalaka Secondary	N	3				35	62.9	12	41.7	13	76.9	49	91.8	40	55.0			37	62.2	39	89.7	10	70.0	10	70.0		
7225132	Ngwanallela High	N	1	16		31.3					16	75.0	31	100.0	31	77.4			15	80.0	25	100.0	6	33.3	15	33.3		
7233102	Ngwanaseala Secondary	N	2				29	82.8	9	88.9			29	100.0	22	95.5			20	90.0	28	100.0	1	100.0	7	85.7		
7253153	Ngwanasehlakwana Secondary	N	3										33	100.0	33	97.0			33	97.0			33	36.4	33	97.0		
7263132	Nkgalabele Secondary	N	2	15		26.7			15	26.7	15	46.7	15	100.0							12	100.0	3	66.7				
7225134	Nkgopoleng Bakone Secondary	N	2	15		93.3	33	93.9	15	86.7	15	86.7	48	100.0	16	100.0			33	84.8	26	92.3	22	45.5	17	58.8		
7234132	Nkoshilo High	N	3	23		73.9	38	97.4	24	100.0	24	95.8	86	100.0	40	92.5	24	66.7	63	76.2	63	96.8	23	69.6	22	72.7		
7221135	Nokanantshwana Secondary	N	2						14	85.7			14	100.0					14	64.3	6	100.0	8	75.0	14	57.1		
7221136	Noko Secondary	N	2	9		11.1	4	75.0	9	44.4	13	30.8	13	84.6					4	25.0	13	53.8						
7244126	Nokotlou Secondary	N	1	16		56.3			20	35.0	20	80.0	55	98.2	35	85.7	14	92.9	20	80.0	29	96.6	26	42.3	21	47.6		
7255902	Northern Academy Secondary	N		306		78.4			260	97.7	224	98.7	182	100.0	129	98.4	32	100.0	177	97.2	229	98.7	228	99.1	155	97.4		
7255104	Northern Muslim	N		11		100.0			11	100.0					9	100.0			16	100.0	5	100.0	16	100.0	16	93.8		
7271110	Nthabiseng Secondary	N	3	8		62.5			19	63.2	8	50.0	26	100.0	18	94.4			18	66.7	18	94.4	8	75.0	7	100.0		
7223137	Nthema Senior Secondary	N	2	13		38.5			13	23.1	12	8.3	31	93.5	18	83.3			18	22.2	13	76.9	18	22.2	18	27.8		
7211155	Ntsose Secondary	N	1			16	81.3					16	100.0	16	43.8			16	43.8	13	84.6	3	0.0					

District Name	Centre no	Centre name	Dinaledi	Quintile	Accounting		Agricultural Sciences		Business Studies		Economics		English (FAL)		Geography		History		Life Sciences		Mathematical Literacy		Mathematics		Physical Sciences			
					Wrote	% Achieved at 30% and above	Wrote	% Achieved at 30% and above	Wrote	% Achieved at 30% and above	Wrote	% Achieved at 30% and above	Wrote	% Achieved at 30% and above	Wrote	% Achieved at 30% and above	Wrote	% Achieved at 30% and above	Wrote	% Achieved at 30% and above	Wrote	% Achieved at 30% and above	Wrote	% Achieved at 30% and above	Wrote	% Achieved at 30% and above	Wrote	% Achieved at 30% and above
					CAPRICORN	7256124	O.R. Mabotja Secondary	N	3	12	33.3	22	59.1	12	58.3	12	83.3	44	100.0	32	65.6			32	31.3	37	86.5	7
7253138	Pax High	Y	4	13		100.0			13	100.0	13	100.0	67	100.0	39	100.0			39	100.0			67	97.0	54	87.0		
7256157	Peter Nchabeleng Secondary	N	3	46		56.5			51	74.5	33	69.7	64	100.0					31	74.2	38	100.0	24	62.5	31	38.7		
7213136	Phagamang Senior Secondary	N	2				30	100.0					52	100.0	28	92.9	22	100.0	52	78.8	22	100.0	30	60.0	24	100.0		
7212137	Phala Secondary	N	2	27		29.6	68	83.8	32	28.1	32	87.5	94	100.0					63	93.7	30	93.3	65	78.5	63	79.4		
7261117	Phalagoro Mothoa Secondary	N	1	17		41.2	49	95.9	17	82.4	17	82.4	67	100.0	19	78.9			50	72.0	40	95.0	26	65.4	31	61.3		
7252155	Phalatlou Secondary	N	2	16		75.0	19	89.5	21	85.7	16	18.8	35	100.0					19	100.0	18	83.3	17	100.0	14	92.9		
7245127	Phasoane High	N	1	22		40.9	29	65.5	22	36.4	22	50.0	51	94.1	29	62.1			29	55.2	38	89.5	13	23.1				
7245128	Phauwe Senior Secondary	N	2	18		27.8	9	22.2	19	26.3	19	52.6	43	97.7	24	66.7			24	41.7	27	59.3	16	43.8	16	43.8		
7231133	Phiri Kolobe High	N	3				11	54.5	3	33.3			20	100.0	11	18.2			18	44.4	6	83.3	14	50.0	8	87.5		
7223147	Phokela Secondary	N	2	9		55.6			7	42.9	19	26.3	24	100.0					15	60.0	21	71.4	3	33.3				
7232134	Phomolong Senior Secondary	N	3	7		42.9	23	60.9	7	85.7	7	85.7	30	100.0	19	47.4			23	43.5	22	90.9	8	0.0	4	25.0		
7244151	Phophedi High	N	1	11		63.6			18	66.7	18	77.8	18	100.0	7	71.4					18	94.4						
7244150	Phosane Secondary	N	1										16	87.5	16	50.0			5	100.0	16	68.8						
7216138	Phumatla Secondary	N	1	47		14.9					47	23.4	47	87.2					47	10.6	35	57.1	12	50.0				
7233135	Phunyako High	N	2						5	80.0			26	100.0	5	80.0			21	95.2	4	100.0	21	71.4	21	90.5		
7222138	Phuti Seopa Secondary	N	2										39	97.4	41	63.4			40	60.0	34	85.3	7	100.0	17	23.5		
7245129	Phutlo Secondary	N	1	6		66.7	38	52.6	7	57.1			48	95.8	39	23.1			46	21.7	35	74.3	14	42.9	11	72.7		
7262128	Piet N. Aphane High	N	2	8		100.0	18	100.0					31	100.0	23	100.0			31	64.5	18	100.0	13	92.3	13	69.2		
7214165	Radikgobethe Secondary	N	1	46		87.0	29	100.0	46	37.0	46	63.0	75	97.3	12	100.0			29	89.7	54	94.4	21	85.7	17	64.7		
7242130	Radikgomo Secondary	N	2			13	61.5			10	40.0	24	100.0	12	75.0			14	42.9	11	100.0	13	23.1	12	25.0			

District Name	Centre no	Centre name	Dinaledi	Quintile	Accounting		Agricultural Sciences		Business Studies		Economics		English (FAL)		Geography		History		Life Sciences		Mathematical Literacy		Mathematics		Physical Sciences			
					Wrote	% Achieved at 30% and above	Wrote	% Achieved at 30% and above	Wrote	% Achieved at 30% and above	Wrote	% Achieved at 30% and above	Wrote	% Achieved at 30% and above	Wrote	% Achieved at 30% and above	Wrote	% Achieved at 30% and above	Wrote	% Achieved at 30% and above	Wrote	% Achieved at 30% and above	Wrote	% Achieved at 30% and above	Wrote	% Achieved at 30% and above	Wrote	% Achieved at 30% and above
					CAPRICORN	7224156	Radipitsi Secondary School	N	2	23	4.3			39	10.3	23	8.7	39	100.0					16	18.8			39
7214139	Radira Secondary	N	1	25		36.0	38	92.1	25	28.0	25	80.0	63	100.0					38	84.2	25	64.0	38	52.6	38	28.9		
7215158	Ralekwilana Secondary	N	2	16		87.5			16	87.5	16	87.5	53	100.0	37	83.8	23	73.9	14	100.0	32	81.3	21	52.4	14	92.9		
7263118	Ramabele Secondary	N	2	5		80.0			5	80.0	5	80.0	20	100.0	15	86.7	12	83.3	15	86.7	17	100.0	3	66.7	3	0.0		
7235136	Ramabu High	N	3	32		31.3			32	50.0	32	84.4	72	100.0	40	92.5			40	72.5	30	90.0	42	71.4	40	47.5		
7232158	Ramakanyane Secondary	N	2	13		69.2	10	100.0	13	76.9	13	100.0	32	100.0	19	94.7			19	73.7	17	88.2	15	40.0	9	33.3		
7215140	Ramatema Secondary	N	2				50	66.0			13	23.1	50	100.0	27	29.6			37	54.1	29	86.2	21	33.3	23	56.5		
7232137	Ramathope Senior Secondary	N	3	48		52.1			68	73.5	48	79.2	163	100.0	95	86.3	37	89.2	115	76.5	53	83.0	110	60.9	78	51.3		
7216141	Ramohlakana Secondary	N	1				29	44.8					29	96.6	29	31.0			29	48.3	21	85.7	8	37.5				
7214166	Ramokgethi Secondary	N	1										11	100.0	11	100.0	11	100.0	11	100.0	8	100.0	3	100.0				
7235153	Ramoshobohle High	N	2	8		50.0	28	92.9	8	37.5	8	37.5	62	100.0	27	74.1	27	92.6	28	89.3	32	87.5	31	51.6	28	64.3		
7213142	Ramotshabi Secondary	N	2	17		58.8	39	82.1	17	35.3	30	76.7	56	92.9					26	84.6	29	82.8	27	63.0	26	84.6		
7272107	Rampo High	N	2	23		17.4	50	46.0	23	30.4	23	43.5	92	93.5	69	39.1	20	60.0	49	53.1	76	65.8	16	18.8	19	36.8		
7231139	Ranti Secondary	N	3	6		83.3	14	92.9	6	33.3	6	83.3	20	100.0					14	92.9	6	100.0	14	57.1	14	42.9		
7216167	Rapetswa Secondary	N	1										19	100.0	19	63.2	19	63.2	19	57.9	19	100.0						
7215143	Raphattha Secondary	N	1				31	48.4			2	100.0	38	94.7	38	28.9			36	80.6	31	87.1	7	100.0	7	57.1		
7214171	Rasekgala Secondary	N	1				25	76.0					39	97.4	39	30.8	4	50.0	39	38.5	24	91.7	15	40.0	10	30.0		
7223139	Raselete Secondary	N	2	13		53.8	29	65.5	19	15.8	21	38.1	55	98.2	34	70.6			36	66.7	43	62.8	12	41.7	13	30.8		
7272108	Rasema Secondary	N	2	18		55.6	8	62.5	18	50.0	18	77.8	52	100.0	26	84.6	18	72.2	34	52.9	36	75.0	16	68.8	16	68.8		
7263119	Rehologile Secondary	N	2	13		38.5	19	94.7	13	61.5	13	69.2	64	100.0	51	94.1	21	76.2	30	90.0	50	82.0	14	78.6	19	68.4		
7245132	Rekhutjitje Secondary	N	2	17	58.8	37	78.4	17	41.2	17	76.5	54	100.0	27	70.4			37	62.2	37	89.2	17	35.3	10	20.0			
7241112	Rus Plass Christian Model	N		14	78.6			28	78.6	20	90.0	53	100.0	39	79.5			33	84.8	39	94.9	14	92.9	25	72.0			
7241136	S.J. Van Der Merwe Technical High	N	4	143	88.8			34	100.0	69	95.7	203	100.0					74	90.5			203	66.5	169	63.9			

District Name	Centre no	Centre name	Dinaledi	Quintile	Accounting		Agricultural Sciences		Business Studies		Economics		English (FAL)		Geography		History		Life Sciences		Mathematical Literacy		Mathematics		Physical Sciences			
					Wrote	% Achieved at 30% and above	Wrote	% Achieved at 30% and above	Wrote	% Achieved at 30% and above	Wrote	% Achieved at 30% and above	Wrote	% Achieved at 30% and above	Wrote	% Achieved at 30% and above	Wrote	% Achieved at 30% and above	Wrote	% Achieved at 30% and above	Wrote	% Achieved at 30% and above	Wrote	% Achieved at 30% and above	Wrote	% Achieved at 30% and above	Wrote	% Achieved at 30% and above
					CAPRICORN	7213144	Schoongezicht High	N	2	23	34.8			32	31.3	56	50.0	56	100.0					33	36.4	28	67.9	28
7272109	Seale Secondary	N	3	13		76.9			13	84.6	13	76.9	38	100.0	25	100.0			25	92.0	18	100.0	20	80.0	25	64.0		
7261120	Sebitja Senior Secondary	N	1	17		94.1	48	95.8	17	82.4	17	100.0	96	99.0	31	77.4	31	90.3	79	72.2	59	94.9	37	75.7	48	50.0		
7263134	Sebotsi Combined	N	1										12	100.0	13	84.6	13	76.9	13	53.8	8	87.5	5	20.0				
7262121	Sechichi High	N	1	16		37.5	38	84.2	16	56.3	16	37.5	54	100.0	29	75.9			38	63.2	37	97.3	17	70.6	9	88.9		
7243152	Sedimothole Secondary	N	2	14		50.0			40	65.0	41	70.7	94	98.9	54	87.0			52	44.2	67	85.1	27	40.7	18	50.0		
7254139	Seemole Maraba Secondary	N	3						23	0.0	23	8.7	23	95.7	23	0.0					23	30.4						
7271111	Sefoloko Secondary	Y	3	32		53.1			54	74.1	73	64.4	237	100.0	205	92.7			205	68.8	80	97.5	156	66.0	142	79.6		
7262129	Segaeng Secondary	N	1	12		66.7	8	75.0	14	85.7	14	78.6	30	100.0	16	93.8			16	75.0	19	94.7	11	72.7	10	70.0		
7243133	Segopotje Secondary	N	1	19		84.2	12	100.0	45	91.1	39	82.1	83	100.0	38	78.9			43	100.0	40	85.0	43	67.4	32	96.9		
7242134	Sehloia High	N	2				15	100.0	9	88.9	9	100.0	24	100.0					15	93.3	17	82.4	7	57.1	7	71.4		
7216145	Seikgoni Secondary	N	1	12		8.3			12	8.3	12	41.7	28	100.0	16	50.0			16	50.0			28	7.1	16	31.3		
7214146	Seiphi Secondary	N	1	17		88.2							30	96.7	13	84.6	13	76.9	30	50.0	13	92.3	17	64.7	17	76.5		
7254154	Seipone Secondary	N	2	17		58.8			17	64.7	22	68.2	33	100.0	16	68.8			16	81.3	21	100.0	12	66.7	11	45.5		
7245135	Sekate Senior Secondary	N	2	13		84.6	28	78.6	14	78.6	18	66.7	50	100.0	35	91.4	3	33.3	29	89.7	33	97.0	17	64.7	10	90.0		
7223140	Sekati Secondary	N	2				24	58.3	9	11.1	9	22.2	24	100.0					15	80.0	9	66.7	15	40.0	15	40.0		
7214168	Sekeleka Senior Secondary	N	2	21		76.2			21	81.0	29	89.7	37	100.0	8	87.5			16	56.3	26	92.3	11	63.6	8	62.5		
7253125	Sekgopotjana Secondary	N	3	16		18.8			16	56.3	16	50.0	46	100.0	30	86.7	12	25.0	30	93.3	33	97.0	13	46.2	18	50.0		
7235140	Sekitla Secondary	N	2				7	85.7					35	94.3	27	55.6	27	25.9	35	31.4	27	74.1	7	28.6	7	14.3		
7212175	Sekuruwe Combined	N	2	17		82.4	12	91.7	39	69.2	39	74.4	51	96.1					34	58.8			51	19.6	12	75.0		
7225141	Selamodi Senior Secondary	N	2			40	97.5					40	100.0	31	87.1			40	90.0	26	92.3	14	71.4	9	88.9			
7222142	Seloutjo Secondary	N	2	8	75.0			9	88.9	8	87.5	16	100.0	8	100.0			8	87.5	7	100.0	9	22.2	7	71.4			
7222148	Semaneng Secondary	N	2			13	100.0					18	100.0	18	83.3			18	88.9	11	100.0	7	14.3	5	60.0			

District Name	Centre no	Centre name	Dinaledi	Quintile	Accounting		Agricultural Sciences		Business Studies		Economics		English (FAL)		Geography		History		Life Sciences		Mathematical Literacy		Mathematics		Physical Sciences			
					Wrote	% Achieved at 30% and above	Wrote	% Achieved at 30% and above	Wrote	% Achieved at 30% and above	Wrote	% Achieved at 30% and above	Wrote	% Achieved at 30% and above	Wrote	% Achieved at 30% and above	Wrote	% Achieved at 30% and above	Wrote	% Achieved at 30% and above	Wrote	% Achieved at 30% and above	Wrote	% Achieved at 30% and above	Wrote	% Achieved at 30% and above	Wrote	% Achieved at 30% and above
					CAPRICORN	7221143	Seo Secondary	N	1	13	100.0					18	66.7	18	100.0	18	100.0			5	40.0	13	84.6	5
	7223144	Seokeng Secondary	N	2	18	66.7			32	37.5	32	75.0	45	100.0	27	81.5			13	84.6	32	93.8	13	84.6	13	30.8		
	7234141	Seolwana Secondary	N	2	7	42.9			7	14.3	7	28.6	28	100.0	21	100.0	6	100.0	21	76.2	13	92.3	15	33.3	15	53.3		
	7242153	Sephakabatho Secondary	N	2	11	36.4			11	72.7	11	90.9	11	100.0							8	87.5	3	0.0				
	7262122	Seraditola Secondary	N	1			13	100.0					13	100.0	8	100.0			13	92.3	8	87.5	5	100.0	5	80.0		
	7212147	Seripa Secondary	N	2	6	33.3			22	68.2	22	81.8	37	100.0	15	100.0			15	86.7	22	86.4	15	73.3	12	100.0		
	7261125	Serutle Secondary	N	1			11	90.9					24	100.0	14	100.0	13	100.0	24	83.3	14	100.0	10	80.0	10	80.0		
	7252126	Seshigo High	N	3	38	50.0	47	83.0	52	51.9	38	81.6	179	100.0	71	77.5	34	44.1	69	81.2	114	86.0	65	78.5	94	34.0		
	7262123	Sethwethwa Sen Secondary	N	2	8	100.0	17	100.0	8	100.0	8	100.0	34	100.0	9	100.0	9	100.0	26	100.0	9	100.0	25	88.0	17	100.0		
	7253801	Setotolwane Secondary	N						17	5.9	8	50.0	27	81.5			9	22.2	3	66.7	24	33.3	3	0.0	3	0.0		
	7263130	Setuka Secondary	N	2	18	11.1			18	55.6	18	66.7	28	100.0					10	90.0	28	96.4			10	50.0		
	7212148	Shakoleng Secondary	N	2	22	27.3	29	82.8	20	35.0	22	13.6	49	95.9	1	0.0			27	70.4	21	100.0	28	53.6	26	53.8		
	7233143	St. Bede Senior Secondary	Y	2	38	94.7	31	83.9	40	95.0	67	95.5	128	100.0	88	100.0			61	98.4	26	100.0	102	77.5	59	86.4		
	7272110	St. Brendan'S Catholic Secondary	Y	4	28	78.6			28	100.0	26	92.3	136	100.0	100	98.0			108	93.5	29	100.0	107	91.6	108	87.0		
	7272111	Tabudi Secondary	N	3	27	40.7	9	100.0	27	51.9	27	63.0	51	100.0	15	40.0			24	58.3	30	86.7	21	33.3	24	16.7		
	7243137	Tauphuti Secondary	N	2	12	58.3	13	100.0	12	58.3	12	75.0	45	100.0	33	90.9			33	81.8	21	90.5	24	66.7	20	90.0		
	7255135	Taxila Combined	Y	5	41	100.0			59	98.3	38	97.4	78	100.0	55	96.4	26	84.6	61	100.0	25	100.0	89	84.3	55	94.5		
	7215159	Tema Secondary	N	2	11	54.5	44	75.0	11	72.7	11	81.8	77	100.0	22	72.7	22	50.0	65	66.2	36	80.6	41	31.7	44	75.0		
	7245138	Thagaetala Secondary	N	1	16	43.8	12	91.7	16	87.5	16	81.3	28	100.0	10	100.0			12	66.7	26	96.2	2	0.0				
	7242147	Thogoa Secondary	N	2	11	45.5	34	76.5	11	63.6	11	72.7	61	100.0	24	75.0	24	66.7	26	92.3	35	91.4	26	69.2	26	73.1		
	7211156	Thokampe Secondary	N	2	22	36.4	57	61.4	22	86.4	22	54.5	106	98.1	84	60.7			84	46.4	59	78.0	47	38.3	27	70.4		
	7272112	Tidima High	N	2	18	88.9	43	67.4	18	83.3	18	88.9	82	100.0	64	95.3	11	100.0	55	50.9	57	94.7	25	44.0	19	68.4		
	7254127	Tlakale Mashashane Secondary	N	3	139	41.7			88	68.2	89	66.3	181	100.0	43	90.7			93	83.9	109	89.0	73	61.6	93	47.3		
	7222146	Tlou Secondary	N	2									35	100.0	35	42.9	26	46.2	35	28.6	26	76.9	9	77.8	9	66.7		

District Name	Centre no	Centre name	Dinaledi	Quintile	Accounting		Agricultural Sciences		Business Studies		Economics		English (FAL)		Geography		History		Life Sciences		Mathematical Literacy		Mathematics		Physical Sciences			
					Wrote	% Achieved at 30% and above	Wrote	% Achieved at 30% and above	Wrote	% Achieved at 30% and above	Wrote	% Achieved at 30% and above	Wrote	% Achieved at 30% and above	Wrote	% Achieved at 30% and above	Wrote	% Achieved at 30% and above	Wrote	% Achieved at 30% and above	Wrote	% Achieved at 30% and above	Wrote	% Achieved at 30% and above	Wrote	% Achieved at 30% and above	Wrote	% Achieved at 30% and above
					CAPRICORN																							
	7216151	Tlou-Matome Secondary	N	1			26	50.0					26	96.2	12	58.3			26	30.8	19	68.4	7	14.3	14	21.4		
	7241139	Tlourwe High	N	3	15	6.7	34	55.9	15	66.7	15	86.7	49	100.0	21	76.2	21	14.3	13	61.5	36	97.2	13	38.5	13	46.2		
	7255134	Tom Naude Technical High	N	5									128	100.0							82	100.0	77	83.1	159	45.9		
	7233145	Tsela Chueu Secondary	N	2	8	50.0			26	57.7	8	87.5	39	100.0	31	71.0			31	61.3	16	100.0	23	34.8	13	61.5		
	7233144	Tshebela High	Y	2									32	100.0	23	100.0			23	91.3	6	100.0	26	57.7	32	71.9		
	7242140	Tshehlo Secondary	N	2	15	73.3	6	83.3	23	78.3	15	80.0	29	100.0	8	87.5			6	83.3	18	100.0	11	45.5	6	33.3		
	7214170	Tshenyane Junior Secondary	N	1									21	100.0	21	52.4	21	85.7	21	14.3	21	90.5						
	7225145	Tshukutswe High	N	2	13	46.2	10	100.0	13	84.6	13	76.9	27	100.0	3	100.0	3	100.0	11	81.8	22	86.4	5	40.0	11	9.1		
	7262124	Tubake Senior Secondary	N	2	48	66.7	13	69.2	68	64.7	68	91.2	140	99.3	63	88.9	24	83.3	48	93.8	74	89.2	66	63.6	38	100.0		
	7216149	Tumakgole Senior	N	1	16	6.3			16	25.0	16	56.3	46	97.8	30	40.0	10	50.0	30	40.0	26	53.8	20	10.0	20	40.0		
	7212150	V.P. Manthata Senior Secondary	N	2	15	100.0	73	84.9	15	100.0	15	100.0	104	100.0	46	58.7	3	33.3	89	75.3	75	92.0	29	96.6	40	42.5		
	7255136	Westenburg Secondary	N	3	20	55.0			30	76.7	20	80.0	70	100.0	87	92.0	54	87.0	77	79.2	74	97.3	33	30.3	33	45.5		
	7233146	Zoetfontein Secondary	N	2	9	77.8	51	78.4	21	42.9	21	61.9	67	100.0	46	95.7			46	80.4	33	100.0	34	29.4	7	100.0		
GREATER SEKHUKHUNE																												
	7631141	A.M. Mashego Secondary	N	2	49	51.0			49	73.5	49	67.3	110	100.0					61	88.5	44	97.7	66	63.6	60	80.0		
	7634101	Abraham Serote Secondary	N	1	11	27.3			21	66.7	21	52.4	48	100.0	31	71.0	13	76.9	27	74.1	28	96.4	20	95.0	20	100.0		
	7661101	Baphadima Secondary	N	1	7	14.3	18	72.2	25	56.0	7	57.1	25	100.0					18	33.3	17	76.5	8	25.0				
	7623166	Baroka Secondary	N	1	17	29.4			17	11.8	17	5.9	17	88.2							17	64.7						
	7624101	Batau Secondary	N	1	18	5.6	28	85.7	10	70.0	18	38.9	71	97.2	25	60.0	25	76.0	28	67.9	43	65.1	28	35.7	27	33.3		
	7634102	Boleu High	N	2	18	61.1			20	40.0	18	88.9	61	100.0	43	93.0			43	74.4	22	95.5	39	76.9	41	61.0		
	7651101	Bopedibapedi Secondary	Y	2	23	65.2	65	93.8	23	60.9	23	69.6	118	100.0					64	89.1			118	57.6	95	72.6		
	7624903	Calvin Combined	N		42	97.6			34	97.1	25	96.0	49	100.0					65	98.5	31	100.0	59	91.5	56	82.1		

District Name	Centre no	Centre name	Dinaledi	Quintile	Accounting		Agricultural Sciences		Business Studies		Economics		English (FAL)		Geography		History		Life Sciences		Mathematical Literacy		Mathematics		Physical Sciences			
					Wrote	% Achieved at 30% and above	Wrote	% Achieved at 30% and above	Wrote	% Achieved at 30% and above	Wrote	% Achieved at 30% and above	Wrote	% Achieved at 30% and above	Wrote	% Achieved at 30% and above	Wrote	% Achieved at 30% and above	Wrote	% Achieved at 30% and above	Wrote	% Achieved at 30% and above	Wrote	% Achieved at 30% and above	Wrote	% Achieved at 30% and above	Wrote	% Achieved at 30% and above
					GREATER SEKHUKHUNE	7672101	Dibathuto Secondary	N	2	26	23.1	69	78.3	26	88.5	26	88.5	121	100.0	95	88.4			95	69.5	92	95.7	28
	7643101	Dihlabakela Secondary	N	1	19	78.9			32	65.6	19	89.5	59	100.0	40	100.0			27	96.3	32	100.0	27	81.5	27	92.6		
	7621167	Dikotope Secondary	N	1	13	38.5			13	61.5	13	61.5	30	100.0	17	70.6			17	76.5	13	92.3	17	58.8	17	52.9		
	7635104	Dimo Secondary	N	1	18	16.7			18	16.7	18	38.9	18	83.3							18	66.7						
	7613101	Dinakanyane Secondary	N	1	3	100.0	32	96.9	3	100.0	3	100.0	50	100.0	47	85.1			47	78.7	34	97.1	16	81.3	15	100.0		
	7623103	Dinkwanyane Secondary	N	1	18	55.6			1	0.0	18	27.8	30	100.0	12	58.3			12	25.0	30	73.3						
	7657102	Diphale Secondary	N	1	6	33.3	34	88.2	7	28.6	15	20.0	40	100.0					33	75.8	22	95.5	18	44.4	25	40.0		
	7672102	Dithamaga Secondary	N	2	13	69.2	33	81.8	12	58.3	13	100.0	46	100.0	18	77.8			26	76.9	28	100.0	18	44.4	15	60.0		
	7611102	Dithothwaneng Secondary	N	1	17	82.4	38	73.7	17	35.3	17	76.5	55	100.0	15	80.0	15	93.3	23	95.7	15	86.7	40	47.5	23	95.7		
	7671901	Dynamique Private High	N		23	100.0			32	90.6	39	89.7							32	84.4	32	100.0	32	68.8	25	92.0		
	7671902	Excelsior College	N		17	52.9			39	92.3	28	89.3			37	100.0	16	62.5	42	88.1	55	98.2	20	65.0	29	82.8		
	7613103	Fetakgomo Senior Secondary	N	1	22	50.0	37	97.3	22	68.2	22	77.3	78	100.0	19	42.1	8	25.0	37	91.9	36	80.6	42	78.6	37	91.9		
	7612132	Frank Mashile Secondary	N	1	27	29.6	73	80.8	27	51.9	27	55.6	100	100.0					73	60.3	22	68.2	78	21.8	73	42.5		
	7641102	Gangadza Senior Secondary	N	1			24	50.0					35	97.1	34	61.8			35	60.0	24	66.7	11	54.5	11	100.0		
	7653103	Glen Cowie Secondary	Y	3	16	93.8	18	88.9			20	95.0	62	100.0	46	97.8			44	88.6	9	88.9	53	96.2	42	92.9		
	7663105	Gobetse Secondary	N	1	21	71.4			21	81.0	21	100.0	59	100.0	38	76.3	29	82.8	9	100.0	50	74.0	9	88.9	9	77.8		
	7671904	Good Sheperd Model	N		18	66.7	64	100.0	18	88.9	18	88.9			15	100.0			64	87.5	30	96.7	51	52.9	49	69.4		
	7633136	Goodhope Secondary	N	2	14	35.7			14	64.3	28	75.0	28	100.0					14	50.0	25	96.0	3	33.3	14	7.1		
	7671209	Grobbersdal Repeat Part Time	N				8	87.5	17	58.8									22	54.5	18	94.4	16	25.0	17	35.3		
	7612104	Hans Komane Secondary	N	1	6	83.3			26	23.1	34	85.3	39	97.4	33	84.8			13	76.9	33	84.8	6	100.0	5	60.0		
	7633107	Hlabi Secondary	N	2	15	86.7	28	100.0	15	80.0	15	93.3	57	100.0	14	78.6	16	100.0	42	83.3	31	100.0	26	84.6	26	73.1		

District Name	Centre no	Centre name	Dinaledi	Quintile	Accounting		Agricultural Sciences		Business Studies		Economics		English (FAL)		Geography		History		Life Sciences		Mathematical Literacy		Mathematics		Physical Sciences			
					Wrote	% Achieved at 30% and above	Wrote	% Achieved at 30% and above	Wrote	% Achieved at 30% and above	Wrote	% Achieved at 30% and above	Wrote	% Achieved at 30% and above	Wrote	% Achieved at 30% and above	Wrote	% Achieved at 30% and above	Wrote	% Achieved at 30% and above	Wrote	% Achieved at 30% and above	Wrote	% Achieved at 30% and above	Wrote	% Achieved at 30% and above	Wrote	% Achieved at 30% and above
					GREATER SEKHUKHUNE	7633108	Hlanganani Secondary	N	1			29	89.7					29	100.0	10	100.0	10	80.0	19	89.5	22	77.3	7
7671106	Hoerskool Ben Viljoen	N	5	35		100.0			41	97.6			62	100.0	20	100.0	52	100.0	57	98.2	49	100.0	70	100.0	57	100.0		
7635109	Hututu Senior Secondary	N	1	20		30.0	49	93.9	20	50.0	20	50.0	69	100.0	28	82.1			49	65.3	47	80.9	22	72.7	21	81.0		
7631137	Izikhali Zemfundo Senior Secondary	N	1	9		55.6			9	55.6	37	59.5	37	100.0	12	83.3			16	56.3	20	80.0	17	52.9	16	75.0		
7662101	Jane Furse Comprehensive	N	3	24		83.3	18	100.0	23	91.3	24	83.3	74	100.0	33	100.0			50	94.0	36	100.0	38	94.7	32	90.6		
7622105	Kanama Secondary	N	2	10		40.0			10	50.0	10	60.0	10	100.0							10	70.0						
7674101	Kgagatlou Secondary	N	1	21		81.0	9	100.0	21	71.4	21	76.2	43	100.0	13	69.2	13	100.0	9	100.0	34	94.1	8	75.0	9	100.0		
7654104	Kgahlanamorulana Senior Secondary	N	1	18		50.0	43	72.1	18	33.3	18	55.6	61	100.0	6	66.7	6	83.3	37	51.4	32	84.4	29	48.3	37	29.7		
7663168	Kgahlanong Secondary	N	1	27		33.3			27	48.1	27	40.7	113	100.0	22	77.3			82	52.4	35	80.0	78	56.4	74	24.3		
7664108	Kgalatlou Secondary	N	1	14		50.0	22	50.0	11	27.3	14	35.7	54	100.0	12	75.0	13	100.0	27	66.7	45	75.6	9	44.4	27	25.9		
7623107	Kgaola Senior Secondary	N	1						11	54.5	12	50.0	12	100.0							12	100.0						
7633148	Kgaphola Matlala Secondary	N	1	33		39.4			33	48.5	33	63.6	33	97.0							33	66.7						
7642103	Kgokodibeng Secondary	N	1	10		70.0	25	96.0	10	80.0	10	90.0	47	100.0	12	83.3	12	100.0	25	72.0	22	81.8	25	88.0	25	72.0		
7645104	Kgolane Secondary-1	N	1	17		52.9			15	33.3	17	52.9	26	100.0	9	88.9			9	88.9	23	87.0	2	100.0				
7661109	Kgolane Secondary-2	N	1	41		68.3	74	89.2	41	53.7	41	46.3	115	99.1	14	71.4			74	52.7	47	85.1	68	60.3	47	80.9		
7662110	Kgoloko Senior Secondary	N	1	15		80.0	35	88.6	15	66.7	24	66.7	56	100.0	25	92.0			41	63.4	39	92.3	17	47.1	13	69.2		
7651106	Kgoshimoroangoato Secondary	Y	1	21		71.4	23	95.7	21	61.9	21	85.7	49	100.0	8	100.0			28	92.9	23	100.0	26	65.4	20	90.0		
7673101	Kgothala Secondary	N	2	40		10.0	37	67.6	23	52.2	40	42.5	105	99.0	16	56.3	16	18.8	65	47.7	56	66.1	49	53.1	49	51.0		
7651107	Kgotswane Secondary	N	1										23	100.0	23	73.9			23	60.9			23	26.1	23	47.8		
7634105	Kopa Secondary	N	1	38		60.5	17	70.6	38	47.4	38	47.4	82	98.8	44	88.6	17	70.6	27	66.7	71	80.3	11	72.7	27	33.3		
7635107	Kotole Secondary	N	2	17	23.5	32	62.5	17	23.5	17	58.8	49	100.0	26	46.2			32	34.4	43	90.7	6	100.0	6	50.0			

District Name	Centre no	Centre name	Dinaledi	Quintile	Accounting		Agricultural Sciences		Business Studies		Economics		English (FAL)		Geography		History		Life Sciences		Mathematical Literacy		Mathematics		Physical Sciences			
					Wrote	% Achieved at 30% and above	Wrote	% Achieved at 30% and above	Wrote	% Achieved at 30% and above	Wrote	% Achieved at 30% and above	Wrote	% Achieved at 30% and above	Wrote	% Achieved at 30% and above	Wrote	% Achieved at 30% and above	Wrote	% Achieved at 30% and above	Wrote	% Achieved at 30% and above	Wrote	% Achieved at 30% and above	Wrote	% Achieved at 30% and above	Wrote	% Achieved at 30% and above
					GREATER SEKHUKHUNE	7635146	Kubela Secondary	N	1			13	84.6					24	100.0	11	90.9	11	100.0	24	70.8	11	100.0	13
	7624110	Kweledi Secondary	N	2	11	90.9			11	90.9	11	72.7	36	100.0	25	92.0	7	100.0	25	92.0	16	100.0	20	90.0	18	61.1		
	7664163	Lamdzandvo Secondary	N	1			17	70.6					17	88.2	13	61.5			17	35.3	13	92.3	4	0.0	4	0.0		
	7622111	Leagathoko Secondary	N	2			39	35.9					39	89.7	32	21.9			39	20.5	29	62.1	9	22.2	7	28.6		
	7641105	Lefakgomo Secondary	N	1	31	38.7	85	58.8	31	22.6	31	35.5	118	93.2	60	18.3			87	47.1	89	82.0	29	55.2	29	58.6		
	7653108	Legaletlwa Senior Secondary	N	1	11	90.9	15	80.0	11	63.6	11	100.0	58	100.0	47	78.7			47	68.1			58	58.6	32	62.5		
	7664162	Legare Senior Secondary	N	1	21	23.8	12	83.3	21	38.1	21	42.9	69	100.0	31	48.4	15	93.3	33	63.6	62	75.8	7	57.1	17	11.8		
	7624113	Lehlaba Secondary	N	1	16	25.0	23	78.3	16	75.0	16	56.3	39	100.0	6	50.0			23	82.6	22	95.5	17	70.6	17	82.4		
	7621114	Lehlabile Secondary	N	1	21	61.9			33	42.4	33	81.8	65	100.0	44	52.3	24	54.2	32	37.5	60	95.0	5	80.0	8	37.5		
	7662111	Lehutjwana Senior Secondary	N	2	19	15.8	46	56.5	19	26.3	22	40.9	68	92.6	19	21.1			30	50.0	36	58.3	32	28.1	30	40.0		
	7655109	Lehwelere Secondary	N	2	33	42.4	69	65.2	28	60.7	28	53.6	102	100.0	44	70.5			30	83.3	72	93.1	30	60.0	30	66.7		
	7635102	Lehwelere Matlala Secondary	N	1	6	100.0					6	100.0	33	100.0	27	77.8	15	60.0	33	75.8	15	93.3	18	77.8	12	75.0		
	7633142	Lekala Secondary	N	1	10	50.0			10	60.0	10	90.0	10	100.0							9	77.8	1	100.0				
	7611106	Lekentle Secondary	N	1	36	11.1	43	72.1	36	33.3	36	47.2	79	100.0	31	71.0			43	39.5	67	80.6	12	50.0	12	75.0		
	7652110	Lekhine Secondary	N	1	11	27.3	19	89.5	11	9.1	12	50.0	30	93.3	12	91.7			8	87.5	20	70.0	10	20.0	7	71.4		
	7651111	Lekoko Secondary	N	1	13	38.5	44	95.5	13	61.5	13	84.6	57	100.0	9	88.9			35	80.0	24	83.3	33	39.4	35	65.7		
	7662157	Lengama Senior Secondary	N	2	12	41.7	53	45.3	12	33.3	12	41.7	65	100.0	23	56.5			53	39.6	24	50.0	41	19.5	30	10.0		
	7654113	Leokeng Secondary	N	1			34	88.2					34	97.1	14	42.9			34	64.7	14	100.0	20	75.0	20	45.0		
	7624115	Leolo High	N	3	29	17.2			29	58.6	29	51.7	112	100.0	51	80.4	23	21.7	57	59.6	50	66.0	63	55.6	61	47.5		
	7635116	Lepelle Secondary	N	1	35	31.4			30	63.3	35	62.9	124	100.0	89	76.4	39	76.9	89	69.7	77	93.5	47	76.6	44	40.9		
	7641106	Lephenye Secondary	N	1	11	72.7			11	81.8	20	85.0	30	100.0	19	89.5			19	78.9	17	94.1	13	69.2	10	50.0		
	7664113	Lerato Secondary	N	1	5	60.0			9	33.3	5	60.0	9	100.0					4	50.0	8	100.0	1	100.0	4	50.0		
	7671107	Leriana Senior Secondary	N	2	19	10.5	21	52.4	17	17.6	19	42.1	72	98.6	32	25.0			53	22.6	60	43.3	13	30.8	17	29.4		

District Name	Centre no	Centre name	Dinaledi	Quintile	Accounting		Agricultural Sciences		Business Studies		Economics		English (FAL)		Geography		History		Life Sciences		Mathematical Literacy		Mathematics		Physical Sciences			
					Wrote	% Achieved at 30% and above	Wrote	% Achieved at 30% and above	Wrote	% Achieved at 30% and above	Wrote	% Achieved at 30% and above	Wrote	% Achieved at 30% and above	Wrote	% Achieved at 30% and above	Wrote	% Achieved at 30% and above	Wrote	% Achieved at 30% and above	Wrote	% Achieved at 30% and above	Wrote	% Achieved at 30% and above	Wrote	% Achieved at 30% and above	Wrote	% Achieved at 30% and above
					GREATER SEKHUKHUNE	7641107	Lesailane Secondary	N	1	7	85.7			45	75.6	7	57.1	46	97.8	1	0.0			39	53.8	5	100.0	41
7624118	Letau Senior Secondary	N	1	14		71.4					14	100.0	30	100.0	30	100.0			16	100.0	20	95.0	10	80.0	16	81.3		
7651163	Letebele Marishane Secondary	N	1				19	100.0	15	53.3	15	86.7	34	100.0					19	94.7	15	73.3	19	73.7	19	78.9		
7657114	Lewalemolomo Secondary	N	1						16	50.0	16	100.0	16	100.0	16	93.8					16	93.8						
7661164	Lobamba Junior Secondary	N	1				24	75.0					24	95.8	12	33.3			24	66.7	20	95.0	4	100.0	12	41.7		
7631139	Loboli Secondary	N	1	33		24.2			30	13.3	44	25.0	73	98.6	11	54.5			29	34.5	39	51.3	34	32.4	29	27.6		
7674102	Mabake Secondary	N	2	10		80.0	23	100.0	22	81.8	22	77.3	49	100.0	19	94.7	4	25.0	27	85.2	25	100.0	24	41.7	8	62.5		
7653176	Mabodibeng Secondary	N	1	10		70.0	14	92.9	12	50.0	12	66.7	24	95.8					12	91.7	13	92.3	11	54.5	12	91.7		
7641108	Maboragane Secondary	N	1	6		66.7			3	33.3	6	83.3	22	100.0	19	94.7			16	81.3			22	59.1	16	100.0		
7656167	Madikalepudi Secondary	N	1				23	82.6			23	65.2	23	100.0							19	73.7	4	50.0				
7622120	Madikoloshe Malepe Secondary	N	2										5	100.0	5	100.0			5	100.0	5	80.0						
7614107	Madithame Senior Secondary	N	1	10		40.0	14	85.7	16	56.3	16	43.8	42	100.0	13	92.3	8	87.5	14	78.6	28	75.0	14	50.0	13	76.9		
7612126	Mafoufale Secondary	N	1	17		88.2			17	35.3	17	64.7	17	100.0									17	0.0				
7655171	Magale Secondary	N	2	15		20.0	20	90.0	15	53.3	15	73.3	35	100.0	9	77.8			11	81.8	21	76.2	14	50.0	11	63.6		
7622121	Magatagabotse Secondary	N	2	16		12.5			16	25.0	16	81.3	21	100.0	5	100.0			5	100.0	18	94.4	3	100.0	5	100.0		
7645148	Magobanye Secondary	N	1	17		35.3			17	64.7	30	60.0	30	96.7					13	76.9	19	94.7	11	72.7	13	38.5		
7632110	Magukubjane Senior Secondary	N	1				17	52.9					28	100.0	17	35.3			11	72.7	17	41.2	11	18.2	11	72.7		
7654115	Mahlaba Secondary	N	1			24	33.3					24	87.5	24	33.3			24	29.2	11	45.5	13	7.7					

District Name	Centre no	Centre name	Dinaledi	Quintile	Accounting		Agricultural Sciences		Business Studies		Economics		English (FAL)		Geography		History		Life Sciences		Mathematical Literacy		Mathematics		Physical Sciences			
					Wrote	% Achieved at 30% and above	Wrote	% Achieved at 30% and above	Wrote	% Achieved at 30% and above	Wrote	% Achieved at 30% and above	Wrote	% Achieved at 30% and above	Wrote	% Achieved at 30% and above	Wrote	% Achieved at 30% and above	Wrote	% Achieved at 30% and above	Wrote	% Achieved at 30% and above	Wrote	% Achieved at 30% and above	Wrote	% Achieved at 30% and above	Wrote	% Achieved at 30% and above
					GREATER SEKHUKHUNE	7674103	Mahlakodishe Secondary	N	1	13	46.2	25	100.0	13	69.2	13	61.5	38	100.0					25	100.0	20	100.0	18
	7636111	Mahlare Senior Secondary	N	1	18	61.1	29	89.7	20	35.0	18	83.3	47	95.7					29	72.4	12	66.7	35	77.1	27	66.7		
	7635112	Mahlontebe Secondary	N	1	22	31.8	15	66.7	26	50.0	26	50.0	59	100.0	32	46.9	18	88.9	33	33.3	51	66.7	9	66.7	5	60.0		
	7657170	Mahwetse Secondary	N	1	10	90.0			10	60.0	10	100.0	40	100.0	30	100.0	12	100.0	30	100.0	22	100.0	18	88.9	18	100.0		
	7633113	Majane Matlala Secondary	N	1	18	16.7			31	54.8	18	83.3	31	93.5					13	69.2	23	69.6	8	50.0	13	53.8		
	7635106	Majatladi Secondary	N	1	9	66.7	21	81.0	9	33.3	9	77.8	54	100.0	24	83.3	24	58.3	45	75.6	33	93.9	21	57.1	21	66.7		
	7664115	Makatane Secondary	N	1	10	20.0			13	23.1	10	30.0	45	95.6	9	33.3	9	33.3	26	19.2	23	60.9	22	18.2	26	11.5		
	7611128	Makelepeng Secondary	N	1	9	22.2	8	100.0	12	25.0	9	33.3	20	100.0	3	100.0			8	100.0	19	100.0	1	100.0	8	37.5		
	7642109	Makgamathu High	N	1	11	90.9			11	72.7	11	90.9	37	100.0	26	88.5			26	73.1	13	92.3	24	62.5	23	73.9		
	7663116	Makgwale Secondary	N	1	14	7.1	17	76.5	14	21.4	14	28.6	38	100.0	24	87.5			24	50.0	30	90.0	8	87.5	7	100.0		
	7655177	Makhato Secondary	N	2	6	66.7	16	56.3	6	66.7	6	66.7	29	96.6	7	71.4			23	52.2	7	71.4	22	22.7	16	31.3		
	7622168	Makhwese Secondary	N	2	7	100.0			22	54.5	22	95.5	35	100.0	13	92.3			13	76.9	25	100.0	10	50.0	8	62.5		
	7622167	Makidi Secondary	N	1			4	100.0					4	100.0					4	100.0	4	100.0			4	25.0		
	7642110	Makopi Senior Secondary	N	1	16	75.0	14	100.0	16	81.3	16	87.5	49	100.0	33	100.0			33	93.9	29	93.1	19	63.2	19	68.4		
	7612108	Makopole I Senior Secondary	N	1	8	12.5	5	60.0	9	55.6	9	55.6	19	100.0	11	36.4			10	50.0	13	69.2	6	66.7	5	100.0		
	7663118	Makopole li Secondary	N	1	9	44.4	37	64.9	29	13.8	29	13.8	77	100.0	41	24.4	11	9.1	48	31.3	53	45.3	24	20.8	7	71.4		
	7644111	Makuane Senior Secondary	N	1	10	40.0	21	52.4	10	30.0	10	50.0	44	100.0	26	19.2			34	44.1	30	60.0	14	64.3	8	75.0		
	7655116	Makwe Senior Secondary	N	2	19	42.1			19	26.3	19	52.6	47	97.9	28	71.4			28	46.4	17	94.1	30	53.3	28	42.9		
	7655117	Makwelle Secondary	N	2	11	81.8	9	88.9	11	72.7			19	100.0	9	77.8			20	60.0	7	100.0	13	53.8				
	7656181	Malabe Secondary	N	1	16	50.0	16	68.8			9	66.7	16	100.0					7	85.7	8	75.0	8	37.5				
	7651118	Malekutu Senior Secondary	N	1	30	43.3	21	95.2	37	32.4	30	63.3	56	100.0					19	94.7	20	80.0	36	11.1	19	36.8		

District Name	Centre no	Centre name	Dinaledi	Quintile	Accounting		Agricultural Sciences		Business Studies		Economics		English (FAL)		Geography		History		Life Sciences		Mathematical Literacy		Mathematics		Physical Sciences			
					Wrote	% Achieved at 30% and above	Wrote	% Achieved at 30% and above	Wrote	% Achieved at 30% and above	Wrote	% Achieved at 30% and above	Wrote	% Achieved at 30% and above	Wrote	% Achieved at 30% and above	Wrote	% Achieved at 30% and above	Wrote	% Achieved at 30% and above	Wrote	% Achieved at 30% and above	Wrote	% Achieved at 30% and above	Wrote	% Achieved at 30% and above	Wrote	% Achieved at 30% and above
					GREATER SEKHUKHUNE	7641112	Malengine Secondary	N	2			15	73.3					21	100.0	21	81.0			21	38.1	13	84.6	9
	7652119	Mamaale Secondary	N	1					19	31.6	19	47.4	19	94.7					19	63.2			19	0.0				
	7631114	Mamadi Secondary	N	1	16	12.5	5	0.0	16	18.8			54	100.0	6	100.0			38	21.1	22	59.1	32	21.9	27	22.2		
	7642113	Mamogege Secondary	N	1	3	100.0	29	82.8	8	62.5	8	75.0	38	100.0	1	100.0			30	73.3	19	84.2	19	57.9	21	61.9		
	7622171	Mamolobela Secondary	N	2			20	100.0					20	100.0					20	95.0	10	100.0	10	80.0	20	65.0		
	7644114	Manawe Senior Secondary	N	1	2	50.0	14	21.4	9	11.1	16	87.5	31	100.0	12	41.7	9	100.0	13	30.8	29	62.1	2	0.0	3	33.3		
	7633115	Mang-Le-Mang Secondary	N	1	9	11.1	49	89.8	13	76.9	13	92.3	62	100.0			21	57.1	49	71.4	41	95.1	21	76.2	32	56.3		
	7652121	Mangolwane Senior Secondary	N	1	7	0.0	40	45.0			7	0.0	40	87.5	23	26.1			33	24.2	31	64.5	9	44.4	10	60.0		
	7621128	Manoke Senior Secondary	N	1	19	47.4			19	42.1	19	68.4	53	100.0	34	91.2	11	72.7	34	61.8	45	91.1	8	62.5	23	56.5		
	7651122	Mantlatle Secondary	N	1	14	35.7	24	75.0	14	71.4	14	78.6	50	100.0	36	80.6			36	66.7	25	80.0	25	40.0	12	83.3		
	7653164	Manthanyane Secondary	N	1	7	0.0			7	0.0	8	62.5	8	100.0					1	0.0			8	0.0	1	0.0		
	7636116	Manyaku Secondary	N	1	11	81.8	36	80.6	11	63.6	11	90.9	47	100.0					36	55.6	19	89.5	28	60.7	36	55.6		
	7623129	Maokeng Senior Secondary	N	1	10	40.0	9	100.0	10	70.0	10	70.0	19	89.5	6	100.0	5	100.0	4	100.0	14	85.7	5	60.0	3	33.3		
	7644144	Mape Secondary	N	1	2	0.0					23	39.1	28	82.1	26	46.2			28	46.4	19	57.9	9	44.4	5	0.0		
	7652123	Maphadime Senior Secondary	N	1			20	60.0			14	42.9	20	100.0					20	45.0	14	64.3	6	16.7	6	66.7		
	7652120	Mapuru Tseke Secondary	N	1	9	55.6			14	42.9			14	100.0					14	78.6			14	7.1	5	0.0		
	7643115	Maputle Senior Secondary	N	1	10	60.0			18	72.2	16	81.3	44	100.0	27	100.0			26	88.5	31	93.5	13	84.6	13	92.3		
	7623131	Maremisha High	N	1	15	6.7	14	100.0	15	40.0	15	20.0	38	97.4	9	66.7	9	66.7	14	100.0	27	81.5	11	90.9	14	64.3		
	7633117	Mareseleng High	N	1	14	64.3	26	61.5	14	42.9	29	48.3	40	97.5					26	57.7	29	75.9	11	63.6	11	54.5		
	7654124	Maretele Secondary	N	1			22	59.1					29	100.0	29	51.7			29	34.5	20	55.0	10	30.0	7	14.3		

District Name	Centre no	Centre name	Dinaledi	Quintile	Accounting		Agricultural Sciences		Business Studies		Economics		English (FAL)		Geography		History		Life Sciences		Mathematical Literacy		Mathematics		Physical Sciences			
					Wrote	% Achieved at 30% and above	Wrote	% Achieved at 30% and above	Wrote	% Achieved at 30% and above	Wrote	% Achieved at 30% and above	Wrote	% Achieved at 30% and above	Wrote	% Achieved at 30% and above	Wrote	% Achieved at 30% and above	Wrote	% Achieved at 30% and above	Wrote	% Achieved at 30% and above	Wrote	% Achieved at 30% and above	Wrote	% Achieved at 30% and above	Wrote	% Achieved at 30% and above
					GREATER SEKHUKHUNE	7643116	Marole Secondary	N	1	10	40.0			10	80.0	10	80.0	23	100.0	13	100.0			13	100.0	16	100.0	7
	7657125	Masemola Senior Secondary	N	1	12	25.0	19	100.0	12	41.7	12	50.0	48	100.0	17	70.6	17	88.2	36	50.0	41	80.5	6	100.0	19	26.3		
	7655126	Maserumule Secondary	N	1	21	47.6	38	81.6	21	76.2	21	66.7	59	100.0	6	33.3			32	81.3	24	95.8	35	31.4	32	50.0		
	7621133	Mashakwaneng Secondary	N	1	9	66.7			9	66.7	9	88.9	9	100.0							9	88.9						
	7663166	Mashego Junior Secondary	N	1	7	0.0	15	80.0	7	14.3	7	28.6	22	95.5	7	85.7			15	93.3	11	54.5	11	45.5	8	62.5		
	7663119	Mashupje Senior Secondary	N	1	23	4.3	27	74.1	23	13.0	23	26.1	61	100.0	35	37.1			35	42.9	43	81.4	18	16.7	11	36.4		
	7671108	Matailane Secondary	N	2	15	26.7	44	22.7	15	26.7	15	20.0	59	98.3	14	21.4			44	15.9	28	42.9	31	12.9	30	3.3		
	7621134	Mathafeng Secondary	N	1			28	89.3					28	100.0	28	67.9			28	67.9	22	100.0	6	0.0				
	7657161	Mathume Secondary	N	1			21	100.0					21	100.0	10	100.0			21	90.5	10	100.0	11	100.0	11	63.6		
	7643142	Matladi A Phaahla Secondary	N	1	3	100.0					3	100.0	8	100.0					5	100.0	5	100.0	3	66.7	5	80.0		
	7657127	Matlebjoane Secondary	N	1	7	71.4			15	40.0	15	73.3	37	100.0	30	76.7			22	77.3	24	83.3	13	38.5	22	63.6		
	7656128	Matsebe Secondary	N	1	12	0.0					4	0.0	15	100.0	15	73.3							15	13.3	14	21.4		
	7662120	Matsebong Secondary	N	2	19	21.1	9	100.0	19	63.2	19	73.7	42	100.0	14	100.0			9	77.8	33	78.8	9	11.1	9	55.6		
	7623135	Matshale Senior Secondary	N	1	12	16.7			12	75.0	12	75.0	22	100.0	10	70.0	10	80.0	10	60.0	14	78.6	8	12.5				
	7652129	Matshela Secondary	N	1	2	100.0							17	100.0	15	53.3	8	50.0	17	35.3	7	85.7	10	30.0	9	33.3		
	7653130	Matshumane Secondary	Y	2	43	58.1	20	100.0	43	58.1	43	93.0	112	99.1	69	95.7			69	95.7	41	97.6	71	84.5	49	95.9		
	7657166	Mmakopi Secondary	N	1					16	37.5	16	31.3	23	100.0	23	87.0			7	42.9	12	100.0	11	27.3	7	28.6		
	7654131	Mmamokogolushi Secondary	N	1	13	46.2	22	86.4	13	30.8	13	46.2	45	100.0	10	40.0	10	30.0	32	65.6	11	63.6	34	26.5	22	40.9		
	7644117	Mmanyaba Senior Secondary	N	1	2	50.0			2	0.0			15	100.0	13	69.2			13	61.5	15	93.3						

District Name	Centre no	Centre name	Dinaledi	Quintile	Accounting		Agricultural Sciences		Business Studies		Economics		English (FAL)		Geography		History		Life Sciences		Mathematical Literacy		Mathematics		Physical Sciences			
					Wrote	% Achieved at 30% and above	Wrote	% Achieved at 30% and above	Wrote	% Achieved at 30% and above	Wrote	% Achieved at 30% and above	Wrote	% Achieved at 30% and above	Wrote	% Achieved at 30% and above	Wrote	% Achieved at 30% and above	Wrote	% Achieved at 30% and above	Wrote	% Achieved at 30% and above	Wrote	% Achieved at 30% and above	Wrote	% Achieved at 30% and above	Wrote	% Achieved at 30% and above
					GREATER SEKHUKHUNE	7651181	Mmaphadime Secondary	N	1							15	80.0	18	100.0	18	72.2			18	33.3	14	78.6	4
7653183	Mmauwane Secondary	N	1				30	93.3	16	6.3	24	75.0	30	100.0					14	71.4	22	90.9	8	50.0	6	50.0		
7624137	Mmiditsi Senior Secondary	N	1	58		31.0	61	78.7	58	62.1	58	50.0	142	100.0	26	80.8	23	78.3	84	75.0	82	84.1	60	50.0	58	67.2		
7644118	Mmutlane Secondary	N	1	16		75.0	8	75.0	16	68.8	16	81.3	62	100.0	32	46.9			46	52.2	46	91.3	16	31.3	14	35.7		
7645145	Modiedie Secondary	N	1						24	33.3	18	38.9	24	58.3					24	33.3	18	83.3	6	50.0	6	33.3		
7612127	Modipa Secondary	N	1	4		100.0	32	87.5	6	83.3	14	92.9	36	100.0					30	73.3			36	41.7	22	59.1		
7656132	Modipadi Secondary	N	1	5		40.0					5	100.0	25	100.0	14	71.4			20	65.0	15	93.3	10	80.0	6	100.0		
7611109	Moepadira Secondary	N	1	14		64.3	26	80.8	14	64.3	14	71.4	40	100.0	14	85.7			26	57.7	27	66.7	13	61.5	12	75.0		
7635118	Mogadime Secondary	N	1				39	61.5	39	51.3	39	48.7	39	97.4							39	79.5						
7621168	Mogale Wa Bagale	N	4										15	100.0					9	88.9			19	31.6	19	68.4		
7623167	Mogohlwane Secondary	N	1										5	100.0	5	80.0			5	80.0			5	20.0				
7644119	Mogolahlogo Secondary	N	1				21	81.0					21	95.2	12	75.0	9	100.0	12	66.7	12	91.7	9	88.9	9	77.8		
7624171	Mogolo Secondary	N	1	25		12.0	48	31.3	25	28.0	25	24.0	78	98.7	26	42.3	21	19.0	32	34.4	49	69.4	29	20.7	32	9.4		
7657180	Mogoshadi Secondary	N	1				7	100.0					7	100.0					7	85.7			7	28.6	7	71.4		
7634144	Mogudi Secondary	N	2	6		83.3			6	83.3	6	83.3	43	100.0	37	94.6			37	64.9	28	100.0	15	73.3	37	32.4		
7672103	Mohlabetsi Secondary	N	1	17		29.4			17	35.3	17	52.9	66	100.0	49	63.3	15	33.3	49	18.4	61	77.0	5	40.0	5	0.0		
7623168	Mohlakeng Secondary	N	1				7	42.9					7	100.0	7	28.6			7	14.3	7	71.4						
7643120	Mohlala-Morudi Secondary	N	1	4		100.0	20	90.0	4	100.0	4	100.0	24	100.0	8	87.5			20	80.0	12	91.7	12	100.0	12	100.0		
7613110	Mohlaletse Secondary	N	1	16		50.0	37	91.9	16	68.8	17	76.5	54	100.0	20	50.0	9	55.6	29	86.2	25	92.0	29	65.5	18	88.9		
7673102	Mohlamme Secondary	N	2	54		46.3			54	75.9	54	75.9	116	99.1	62	77.4	32	43.8	62	66.1	86	84.9	30	53.3	30	80.0		
7663169	Mohlarekoma Secondary	N	1	8	25.0	33	84.8	8	37.5	8	25.0	41	100.0	9	44.4			33	63.6	17	64.7	24	70.8	24	58.3			
7624141	Mohlarutse Secondary	N	1			59	61.0					65	98.5	19	73.7	6	50.0	65	66.2	19	84.2	46	28.3	46	28.3			
7623142	Mohlatsengwane Secondary	N	1	20	15.0					20	45.0	28	96.4	28	46.4			8	87.5	28	82.1			8	12.5			

District Name	Centre no	Centre name	Dinaledi	Quintile	Accounting		Agricultural Sciences		Business Studies		Economics		English (FAL)		Geography		History		Life Sciences		Mathematical Literacy		Mathematics		Physical Sciences			
					Wrote	% Achieved at 30% and above	Wrote	% Achieved at 30% and above	Wrote	% Achieved at 30% and above	Wrote	% Achieved at 30% and above	Wrote	% Achieved at 30% and above	Wrote	% Achieved at 30% and above	Wrote	% Achieved at 30% and above	Wrote	% Achieved at 30% and above	Wrote	% Achieved at 30% and above	Wrote	% Achieved at 30% and above	Wrote	% Achieved at 30% and above	Wrote	% Achieved at 30% and above
					GREATER SEKHUKHUNE	7654133	Mohlodi Secondary	N	1			15	73.3					15	93.3	10	60.0			15	60.0	7	100.0	8
	7614129	Mohlotlwane Secondary	N	1	10	30.0	11	45.5	10	30.0	10	30.0	21	95.2					11	54.5			21	14.3	11	27.3		
	7611111	Mohwaduba Senior Secondary	N	1			15	80.0					15	100.0	8	37.5			15	73.3	8	100.0	7	57.1	7	85.7		
	7644143	Moila Secondary	N	1	9	66.7			9	55.6	14	85.7	14	100.0	5	100.0			5	40.0	11	100.0	3	0.0				
	7652160	Mokgapi Secondary	N	1	4	0.0					5	20.0	16	100.0	16	56.3			11	45.5	6	83.3	10	10.0	11	27.3		
	7655134	Mokgeretli Secondary	N	1									12	100.0	12	58.3			12	66.7			12	41.7	12	50.0		
	7635145	Mokgoma Matlala Secondary	N	2	40	20.0			40	32.5	40	57.5	39	97.4							33	42.4	7	28.6				
	7651135	Mokgubi Secondary	N	1					24	54.2	26	73.1	26	100.0					26	80.8	23	100.0	3	33.3	2	100.0		
	7613112	Mokhine Secondary	N	1	13	69.2	67	74.6	13	53.8	13	92.3	80	100.0	29	34.5			67	56.7	40	80.0	40	67.5	38	57.9		
	7612113	Mokhulwane Secondary	N	1					71	11.3	85	40.0	85	97.6					83	22.9	52	48.1	32	34.4	14	50.0		
	7636119	Mokoeneamabula Secondary	N	1	6	100.0	35	97.1	14	100.0	14	100.0	41	100.0					27	88.9	14	100.0	27	81.5	27	81.5		
	7642141	Mokwadibe Secondary	N	1	14	28.6			14	28.6	14	42.9	49	100.0					35	65.7	14	64.3	35	65.7	35	48.6		
	7656169	Molebeledi Secondary	N	1			29	69.0					41	100.0	41	70.7			41	68.3			42	9.5	13	84.6		
	7662158	Molepane Secondary	N	1	11	90.9			11	72.7	28	89.3	28	100.0	12	100.0			17	88.2	23	100.0	5	100.0	5	100.0		
	7661126	Moleshatlou Secondary	N	1	24	37.5	40	40.0	24	12.5	24	45.8	128	98.4	102	36.3	9	11.1	80	32.5	80	47.5	48	22.9	32	50.0		
	7614134	Moloke Combined	N	1	13	100.0	59	100.0	13	92.3	13	100.0	72	100.0					59	98.3	11	100.0	61	98.4	59	100.0		
	7657137	Molomotoatau Secondary	N	1	14	35.7	29	82.8	14	42.9			43	100.0	25	40.0			29	72.4	19	84.2	24	25.0	18	44.4		
	7652138	Molwetsi Senior	N	1	23	43.5	24	91.7	23	56.5	23	87.0	47	97.9	9	55.6			24	70.8	23	87.0	24	37.5	15	66.7		
	7634143	Monamodi Matsepe Secondary	N	2	9	44.4	8	87.5	30	73.3	9	88.9	30	100.0	8	100.0			13	92.3	18	100.0	12	100.0	13	69.2		
	7614123	Monare Secondary	N	1			10	30.0					10	90.0	10	40.0			10	50.0			10	10.0				
	7657168	Monyaku Secondary	N	1	11	45.5			12	50.0	12	83.3	32	100.0	20	95.0			21	85.7	21	95.2	11	81.8	20	75.0		
	7655139	Moreko Senior Secondary	N	2	25	100.0	48	100.0	42	95.2	25	100.0	101	100.0	15	100.0	5	60.0	43	100.0	49	100.0	52	98.1	43	90.7		

District Name	Centre no	Centre name	Dinaledi	Quintile	Accounting		Agricultural Sciences		Business Studies		Economics		English (FAL)		Geography		History		Life Sciences		Mathematical Literacy		Mathematics		Physical Sciences			
					Wrote	% Achieved at 30% and above	Wrote	% Achieved at 30% and above	Wrote	% Achieved at 30% and above	Wrote	% Achieved at 30% and above	Wrote	% Achieved at 30% and above	Wrote	% Achieved at 30% and above	Wrote	% Achieved at 30% and above	Wrote	% Achieved at 30% and above	Wrote	% Achieved at 30% and above	Wrote	% Achieved at 30% and above	Wrote	% Achieved at 30% and above	Wrote	% Achieved at 30% and above
					GREATER SEKHUKHUNE																							
	7655183	Moreri-Choenyane Secondary	N	2					16	100.0	24	100.0	24	100.0					24	66.7	16	100.0	8	100.0	8	100.0		
	7612124	Moretlwe Secondary	N	1			5	80.0	11	0.0	11	63.6	16	100.0	16	50.0			5	60.0	16	62.5						
	7655182	Moriti Secondary	N	1	16	75.0			57	45.6	16	43.8	57	100.0					41	63.4			57	31.6	41	56.1		
	7614114	Morokalebole Secondary	N	1	14	7.1	31	71.0	14	7.1	14	50.0	45	100.0	4	25.0	1	0.0	12	91.7	34	67.6	11	18.2	9	22.2		
	7614201	Morokalebole Repeat Part-Time	N				4	25.0	1	0.0	1	0.0	4	100.0	1	0.0	1	0.0	3	0.0	4	75.0						
	7645121	Morwaswi Secondary	N	2			31	87.1					31	100.0	7	100.0			31	54.8	8	100.0	23	34.8	24	58.3		
	7643139	Mosedi Secondary	N	1	10	70.0	13	92.3	10	40.0	10	80.0	33	100.0	14	85.7			23	56.5	21	95.2	12	75.0	9	66.7		
	7641122	Mosego Secondary	N	1	17	47.1			17	47.1	17	64.7	29	100.0	12	83.3			12	50.0	17	94.1	13	46.2	12	50.0		
	7645147	Moseki Secondary	N	1	18	66.7					34	47.1	34	94.1					34	32.4	17	88.2	17	35.3	16	43.8		
	7634120	Moshate Senior Secondary	N	1					24	29.2	23	65.2	51	100.0	27	92.6	3	33.3	28	78.6	39	71.8	12	83.3	21	23.8		
	7655140	Moteane Secondary	N	2			34	70.6					33	97.0	7	42.9			33	36.4	8	100.0	26	50.0	26	50.0		
	7634138	Motjedi Secondary	N	1					12	50.0	27	55.6	27	100.0	27	48.1			15	46.7	25	92.0	2	50.0				
	7644123	Motlouela Senior Secondary	N	1	4	100.0			4	75.0	4	50.0	21	100.0	18	88.9			18	72.2			22	27.3	18	22.2		
	7635135	Motodi Secondary	N	2			20	75.0					19	100.0	14	42.9			20	55.0			20	20.0	6	50.0		
	7655141	Motswaledi Secondary	N	1			16	87.5					16	100.0	16	81.3			16	56.3	16	75.0						
	7657178	Motubatse Secondary	N	1			51	76.5					51	100.0	51	84.3			51	49.0	39	92.3	12	83.3				
	7621146	Moukangoe High	N	1	15	93.3					15	73.3	60	100.0	13	69.2	13	23.1	32	68.8	28	96.4	32	71.9	32	71.9		
	7634146	Mphage Secondary	N	2	39	69.2	30	90.0	39	46.2	39	79.5	69	100.0					30	83.3	39	89.7	30	56.7	30	70.0		
	7635121	Mphahlele Secondary	N	1	6	0.0	23	73.9	6	33.3	6	33.3	43	100.0	37	86.5	5	100.0	37	81.1	31	74.2	12	33.3	9	55.6		
	7652142	Mphegolle Secondary	N	1			16	68.8					21	100.0	21	85.7			21	71.4			21	0.0	5	60.0		
	7611115	Mphele Secondary	N	1	16	43.8	23	78.3	16	18.8	16	87.5	39	100.0	15	86.7	11	36.4	12	91.7	27	74.1	12	75.0	8	87.5		
	7653185	Mphele A Mphele Secondary	N	1			29	96.6					40	100.0	40	85.0			40	90.0	29	100.0	11	90.9	11	100.0		
	7631122	Mphezulu Secondary	N	2	10	90.0	10	70.0	15	66.7	15	53.3	44	100.0	11	72.7			18	66.7	28	75.0	16	43.8	18	61.1		

District Name	Centre no	Centre name	Dinaledi	Quintile	Accounting		Agricultural Sciences		Business Studies		Economics		English (FAL)		Geography		History		Life Sciences		Mathematical Literacy		Mathematics		Physical Sciences			
					Wrote	% Achieved at 30% and above	Wrote	% Achieved at 30% and above	Wrote	% Achieved at 30% and above	Wrote	% Achieved at 30% and above	Wrote	% Achieved at 30% and above	Wrote	% Achieved at 30% and above	Wrote	% Achieved at 30% and above	Wrote	% Achieved at 30% and above	Wrote	% Achieved at 30% and above	Wrote	% Achieved at 30% and above	Wrote	% Achieved at 30% and above	Wrote	% Achieved at 30% and above
					GREATER SEKHUKHUNE	7661129	Mpilo Senior Secondary	N	1	19	42.1	36	86.1	19	26.3	19	47.4	55	100.0	26	88.5			37	59.5	32	81.3	23
	7651180	Mpole Secondary	N	1					20	65.0			20	100.0					20	75.0	11	100.0	9	88.9	9	100.0		
	7614131	Naka Mmakgomo Secondary	N	1									14	92.9					13	23.1			14	0.0	14	28.6		
	7643124	Nakgwadi Secondary	N	1	33	75.8			33	63.6	33	78.8	135	100.0	102	77.5			102	61.8	77	75.3	58	67.2	55	94.5		
	7673103	Nala Secondary	N	2	32	71.9			84	82.1	32	81.3	93	100.0	9	100.0			61	85.2	35	100.0	58	65.5	61	65.6		
	7634123	Naledi-Ya-Meso Secondary	N	1	4	50.0	22	22.7	21	19.0	26	34.6	26	88.5							20	60.0	6	16.7	5	40.0		
	7654143	Namudi Secondary	N	1			18	55.6					18	100.0	10	70.0			18	38.9	15	66.7	3	0.0	8	0.0		
	7635124	Nape A Ngwato High	N	2	10	70.0			24	50.0	30	86.7	41	100.0	31	87.1			17	88.2	27	88.9	14	64.3	11	45.5		
	7633125	Ndendeka High	N	1	14	57.1			13	100.0	13	100.0	29	100.0					15	80.0	17	100.0	12	50.0	16	12.5		
	7652144	Ngale Secondary	N	1	4	25.0	35	85.7	4	25.0			37	100.0	20	85.0	20	65.0	15	66.7	26	92.3	11	18.2	13	23.1		
	7652175	Ngoatoanape Secondary	N	1			22	68.2					26	96.2	26	53.8			26	57.7	18	88.9	8	75.0	4	100.0		
	7633127	Ngulu High	N	1	15	26.7			15	73.3	15	80.0	47	97.9	19	47.4	19	42.1	13	61.5	47	85.1			13	23.1		
	7663130	Ngwaabe Comprehensive Secondary	N	1	9	88.9	16	81.3	15	26.7	9	0.0	74	98.6					21	61.9	33	90.9	41	68.3	30	63.3		
	7635126	Ngwanakwena Secondary	N	1	33	51.5	63	92.1	33	69.7	33	72.7	96	100.0	22	90.9			63	76.2	55	89.1	41	80.5	41	68.3		
	7612116	Ngwanamala Secondary	Y	1					25	52.0	24	70.8	86	95.3	39	71.8			61	60.7	25	72.0	61	49.2	58	60.3		
	7636146	Ngwanamashile Senior Secondary	N	1	8	87.5	36	75.0	21	66.7	38	84.2	44	100.0					23	95.7	39	94.9	5	100.0	6	83.3		
	7662159	Ngwanamatlang Secondary	N	1	31	71.0	98	95.9	31	58.1	31	45.2	154	100.0	86	96.5			123	87.0	94	94.7	60	71.7	62	72.6		
	7663132	Ngwanangwato Secondary	N	1	7	14.3			23	21.7	23	13.0	61	100.0	38	86.8			38	55.3	25	24.0	36	47.2	19	89.5		

District Name	Centre no	Centre name	Dinaledi	Quintile	Accounting		Agricultural Sciences		Business Studies		Economics		English (FAL)		Geography		History		Life Sciences		Mathematical Literacy		Mathematics		Physical Sciences			
					Wrote	% Achieved at 30% and above	Wrote	% Achieved at 30% and above	Wrote	% Achieved at 30% and above	Wrote	% Achieved at 30% and above	Wrote	% Achieved at 30% and above	Wrote	% Achieved at 30% and above	Wrote	% Achieved at 30% and above	Wrote	% Achieved at 30% and above	Wrote	% Achieved at 30% and above	Wrote	% Achieved at 30% and above	Wrote	% Achieved at 30% and above	Wrote	% Achieved at 30% and above
					GREATER SEKHUKHUNE	7651146	Ngwanatshwane Secondary	N	1	20	80.0	49	93.9	46	50.0	27	88.9	95	100.0					49	85.7	46	89.1	49
7673104	Ngwato-A-Mphela Public	N	2	27		29.6			27	70.4	27	48.1	48	100.0	21	81.0			21	76.2	39	97.4	9	11.1	21	38.1		
7642143	Nkgomeleng Senior Secondary	N	1	11		54.5			11	81.8	11	72.7	15	100.0	4	100.0			4	100.0	13	92.3	2	100.0	4	75.0		
7656147	Nkgonyeletse Secondary	N	1	8		62.5	27	100.0			8	100.0	59	100.0	32	71.9			34	94.1	23	100.0	36	63.9	34	52.9		
7622169	Nkota Secondary	N	1	16		18.8	22	90.9	16	56.3	16	68.8	38	100.0					22	81.8	21	90.5	17	47.1	22	63.6		
7663133	Nkotwane Secondary	N	1	5		20.0	32	96.9	13	46.2	13	53.8	47	100.0	15	80.0			34	82.4	33	78.8	14	64.3	19	84.2		
7623149	Ntabane Secondary	N	1	21		52.4	21	90.5			21	76.2	39	100.0	18	88.9	18	77.8	18	50.0	39	100.0						
7622170	Ntibaneng Secondary	N	1				30	63.3	4	0.0			30	93.3					26	57.7	13	69.2	17	64.7	16	25.0		
7654144	Ntshebele Secondary	N	1	24		54.2			28	50.0	47	31.9	82	100.0					35	57.1	52	84.6	30	76.7	30	80.0		
7645126	Ntwampe Secondary	N	1	19		21.1			19	42.1	26	46.2	78	96.2	47	44.7			17	64.7	47	68.1	29	37.9	29	37.9		
7645136	Nyaku Senior Secondary	N	2				17	82.4					17	94.1	10	60.0			18	83.3	10	90.0	7	71.4	8	87.5		
7673105	Or Tambo Comprehensive	N	2	10		90.0	18	88.9	37	48.6	10	70.0	59	100.0					18	100.0	37	83.8	22	50.0	22	68.2		
7622151	Paepae Senior Secondary	N	1	10		40.0			10	60.0	10	50.0	32	100.0	22	81.8			22	68.2	19	100.0	13	69.2	22	31.8		
7613117	Peu Secondary	N	1										18	94.4	18	27.8	5	0.0	18	22.2	5	80.0	13	15.4	13	61.5		
7674104	Pezunga Secondary	N	1	13		84.6			13	69.2	13	92.3	23	100.0	10	100.0			10	100.0	12	100.0	11	90.9	10	100.0		
7624173	Phaahla Secondary	N	1	11		18.2			11	54.5	11	81.8	35	100.0	24	91.7	10	100.0	24	87.5	20	100.0	15	86.7	14	78.6		
7645146	Phafane Secondary	N	1	27		92.6	11	54.5	36	75.0	30	76.7	81	97.5	53	88.7			39	92.3	54	92.6	27	81.5	34	91.2		
7655149	Phatametsane Secondary	N	2	31		54.8	78	71.8	31	48.4	31	61.3	127	100.0	17	94.1	18	61.1	70	60.0	43	65.1	84	31.0	52	59.6		
7653150	Phiriagae Secondary	N	1				25	80.0			8	100.0	25	100.0	16	87.5			17	82.4	15	93.3	10	80.0	9	100.0		
7633128	Phokanoka High	N	1	15		80.0			18	72.2	38	97.4	87	100.0	72	73.6			69	68.1	69	94.2	18	83.3	49	30.6		
7657151	Phoroane Secondary	N	1			16	93.8	2	100.0			16	100.0	9	100.0			14	100.0			16	56.3	7	71.4			
7613118	Phutakwe Secondary	N	1			47	68.1					47	97.9	27	96.3	27	81.5	20	85.0	27	81.5	20	80.0	20	70.0			

District Name	Centre no	Centre name	Dinaledi	Quintile	Accounting		Agricultural Sciences		Business Studies		Economics		English (FAL)		Geography		History		Life Sciences		Mathematical Literacy		Mathematics		Physical Sciences			
					Wrote	% Achieved at 30% and above	Wrote	% Achieved at 30% and above	Wrote	% Achieved at 30% and above	Wrote	% Achieved at 30% and above	Wrote	% Achieved at 30% and above	Wrote	% Achieved at 30% and above	Wrote	% Achieved at 30% and above	Wrote	% Achieved at 30% and above	Wrote	% Achieved at 30% and above	Wrote	% Achieved at 30% and above	Wrote	% Achieved at 30% and above	Wrote	% Achieved at 30% and above
					GREATER SEKHUKHUNE	7656165	Phuti-Kwena Secondary	N	1	9	88.9	13	100.0	14	92.9	15	100.0	37	100.0	17	94.1	9	88.9	19	78.9	26	92.3	11
	7661161	Phutimogolodi Secondary	N	1	12	0.0			12	16.7	12	8.3	12	100.0							12	75.0						
	7643127	Phutinare Secondary	N	1	6	50.0	15	86.7	6	83.3	6	83.3	21	100.0	13	76.9	13	84.6	2	100.0	19	100.0	2	100.0	2	100.0		
	7614119	Phutitlou Secondary	N	1	9	33.3	13	76.9			9	77.8	20	100.0	8	87.5			11	27.3	11	100.0	9	66.7	10	80.0		
	7664151	Phutlotau Secondary	N	1	6	66.7	50	72.0	6	33.3	6	66.7	56	100.0	11	45.5	11	100.0	39	66.7	32	87.5	24	41.7	39	35.9		
	7653184	Ponti Junior Secondary	N	1			24	100.0			21	85.7	45	100.0	31	100.0			24	95.8	29	93.1	16	81.3	14	100.0		
	7645144	Poo Secondary	N	1	17	94.1	24	95.8			17	88.2	41	100.0	9	88.9			24	87.5	24	100.0	17	94.1	15	86.7		
	7641137	Potlake Secondary	N	2	6	83.3					18	33.3	43	100.0	43	48.8			37	40.5	18	77.8	25	48.0	25	52.0		
	7644128	Potoko Secondary	N	1	10	100.0	7	100.0	10	50.0	10	100.0	26	100.0	16	93.8			16	100.0	17	100.0	9	88.9	9	77.8		
	7636129	Puputle Secondary	N	1	12	91.7			8	87.5	7	100.0	12	100.0					5	60.0			12	25.0	4	100.0		
	7672104	Ramatshagalala Secondary	N	1	11	90.9	25	100.0	11	90.9	47	61.7	134	100.0	99	76.8	36	80.6	87	66.7	100	85.0	36	66.7	24	87.5		
	7673106	Ramogosetsi Magana Secondary	N	2	11	54.5			11	54.5	11	63.6	23	100.0	12	100.0			12	91.7	10	90.0	13	38.5	12	83.3		
	7634130	Ramohlokolo Senior Secondary	N	2	17	58.8			47	76.6	47	87.2	47	100.0	30	80.0					47	93.6						
	7636147	Ramoroke Secondary	N	1	6	16.7			6	83.3	6	50.0	6	100.0							6	100.0						
	7661140	Ramphelane Secondary	N	1	15	60.0	72	81.9	15	40.0	15	60.0	103	100.0	5	80.0			72	59.7	42	76.2	62	45.2	66	48.5		
	7656152	Rantobeng Secondary	N	1	15	66.7					61	93.4	94	100.0	95	100.0			53	90.6	61	96.7	33	90.9	34	100.0		
	7642129	Ratanang Secondary	N	1	16	37.5			16	50.0	16	75.0	33	90.9	17	88.2			17	64.7	18	94.4	15	80.0	15	80.0		
	7653153	Rebone Secondary	N	1	14	57.1	27	96.3	14	92.9	14	50.0	66	100.0	25	72.0			52	82.7	9	100.0	57	78.9	52	48.1		
	7634145	Refilwe Secondary	N	2			16	100.0					47	100.0					47	97.9	25	100.0	22	100.0	31	93.5		
	7674105	Refilwe Secondary	N	2	6	83.3			6	33.3	7	85.7	10	100.0	4	100.0	1	0.0	3	100.0	5	100.0	5	80.0	3	100.0		
	7672105	Reitometje Secondary	N	2	6	33.3			6	66.7	19	68.4	22	100.0	16	81.3			16	62.5	21	95.2	1	100.0	3	66.7		
	7674106	Rekhuditse Secondary	N	2	23	73.9	12	100.0	23	47.8	23	78.3	41	100.0	6	83.3	3	66.7	18	72.2	24	95.8	17	58.8	15	86.7		
	7674107	Rephafogile Secondary	N	2	13	53.8	6	100.0	13	76.9	13	76.9	26	100.0	7	57.1	7	71.4	13	100.0	22	100.0	4	0.0	6	100.0		
	7671109	Sango Combined	N	1	6	16.7			28	28.6	28	57.1	28	100.0							28	92.9						

District Name	Centre no	Centre name	Dinaledi	Quintile	Accounting		Agricultural Sciences		Business Studies		Economics		English (FAL)		Geography		History		Life Sciences		Mathematical Literacy		Mathematics		Physical Sciences			
					Wrote	% Achieved at 30% and above	Wrote	% Achieved at 30% and above	Wrote	% Achieved at 30% and above	Wrote	% Achieved at 30% and above	Wrote	% Achieved at 30% and above	Wrote	% Achieved at 30% and above	Wrote	% Achieved at 30% and above	Wrote	% Achieved at 30% and above	Wrote	% Achieved at 30% and above	Wrote	% Achieved at 30% and above	Wrote	% Achieved at 30% and above	Wrote	% Achieved at 30% and above
					GREATER SEKHUKHUNE	7672106	Sebakanaga Secondary	N	2	23	60.9	34	94.1	23	100.0	23	95.7	65	100.0	36	75.0	8	87.5	34	85.3	59	93.2	6
7661141	Sebase Secondary	N	1	19		26.3	16	100.0	19	73.7	19	52.6	50	100.0	15	93.3			27	74.1	27	74.1	23	47.8	28	57.1		
7674108	Sebjalebale Secondary	N	2	26		73.1			26	61.5	36	86.1	36	100.0	10	80.0			10	60.0	36	88.9						
7621155	Sedibeng Senior Secondary	N	1	4		100.0	10	90.0	4	25.0	4	75.0	14	100.0	10	50.0			10	60.0	14	85.7						
7664142	Sefogole Sepeke Secondary	N	1	19		89.5	26	88.5	19	63.2	19	78.9	45	100.0	12	83.3			26	80.8	28	96.4	17	58.8	14	85.7		
7622156	Segashife Secondary	N	1										26	92.3	26	46.2			26	30.8	26	65.4						
7631131	Segolola High	N	1	9		77.8	14	71.4	11	27.3	11	27.3	32	96.9	7	71.4	7	57.1	14	71.4	18	55.6	14	28.6	14	21.4		
7642130	Sehlaku Secondary	N	1	9		55.6	11	81.8	20	55.0	20	65.0	96	99.0	52	30.8			35	74.3	61	80.3	35	71.4	35	88.6		
7645131	Selatole Secondary	N	1	20		50.0			20	30.0	20	70.0	48	97.9	28	78.6			28	71.4	41	80.5	7	100.0	14	57.1		
7614120	Selebalo Secondary	N	1				25	84.0					25	100.0	10	70.0			25	68.0	10	100.0	15	80.0	15	100.0		
7623159	Semoriri Secondary	N	1										15	93.3	15	33.3			15	26.7	7	57.1	8	0.0	15	6.7		
7663144	Sengange Senior Secondary	N	1				50	60.0			31	35.5	50	94.0					50	66.0	31	87.1	19	68.4	19	63.2		
7663165	Seokgome Secondary	N	1	7		28.6	15	66.7	7	14.3	7	42.9	22	100.0	8	50.0			15	93.3	16	62.5	6	100.0	7	100.0		
7653154	Seopo Senior Secondary	N	1	6		83.3	29	62.1	6	100.0	8	100.0	37	97.3	16	81.3			31	51.6	22	100.0	15	40.0	15	20.0		
7652155	Sepheu Moleke Secondary	N	1	10		90.0	20	75.0	10	80.0	10	90.0	59	100.0	43	86.0	17	94.1	35	94.3	21	90.5	38	68.4	32	90.6		
7661145	Seraki Senior Secondary	N	1				26	61.5					26	96.2	17	47.1	17	17.6	9	66.7	17	58.8	9	66.7	9	77.8		
7673111	Sereme Combined School	N	2	17		23.5	18	77.8	17	23.5	17	52.9	35	100.0					18	66.7	22	77.3	13	23.1	18	22.2		
7645138	Serokolo Secondary	N	2	27	55.6			37	67.6	27	77.8	49	100.0	10	80.0			22	77.3	37	100.0	12	91.7	12	100.0			
7645140	Seroletshidi Secondary	N	1			4	50.0	4	0.0	4	100.0	4	100.0							2	50.0	2	0.0					
7644132	Shakung Senior Secondary	N	1			18	16.7					18	94.4	18	5.6			18	0.0	18	72.2							

District Name	Centre no	Centre name	Dinaledi	Quintile	Accounting		Agricultural Sciences		Business Studies		Economics		English (FAL)		Geography		History		Life Sciences		Mathematical Literacy		Mathematics		Physical Sciences			
					Wrote	% Achieved at 30% and above	Wrote	% Achieved at 30% and above	Wrote	% Achieved at 30% and above	Wrote	% Achieved at 30% and above	Wrote	% Achieved at 30% and above	Wrote	% Achieved at 30% and above	Wrote	% Achieved at 30% and above	Wrote	% Achieved at 30% and above	Wrote	% Achieved at 30% and above	Wrote	% Achieved at 30% and above	Wrote	% Achieved at 30% and above	Wrote	% Achieved at 30% and above
					GREATER SEKHUKHUNE	7663147	Shorwane Secondary	N	1	13	30.8	15	93.3	13	23.1	13	61.5	30	96.7	2	100.0	2	100.0	17	94.1	15	66.7	15
	7671110	Skhosana Secondary	N	2	37	10.8	16	81.3	37	27.0	37	48.6	73	98.6	21	47.6	7	0.0	16	100.0	58	58.6	16	43.8	16	43.8		
	7622161	Sogane Sen Secondary	N	1	13	61.5	50	86.0	13	61.5	13	61.5	63	100.0	7	100.0			50	90.0	43	95.3	20	80.0	43	48.8		
	7671903	St Gregories College	N		42	85.7			42	100.0	42	100.0							30	90.0	22	100.0	50	70.0	30	80.0		
	7672107	St Josefs Secondary	N	2	34	38.2	25	88.0	63	65.1	34	61.8	132	100.0	25	88.0	25	68.0	60	60.0	82	84.1	51	25.5	74	10.8		
	7624904	St Thomas Combined	N		26	100.0			26	100.0	26	100.0	45	100.0	55	100.0			55	100.0			81	86.4	55	98.2		
	7662160	St. Mark'S Comprehensive College	N	4	25	96.0			17	88.2	47	89.4	82	100.0	73	95.9			76	90.8			100	73.0	62	79.0		
	7633904	St. Paul'S High	N	2	8	100.0			8	100.0	8	87.5	61	100.0			53	84.9	53	90.6			61	77.0	53	88.7		
	7613120	St. Peters	N		14	57.1	43	93.0	22	100.0	28	85.7	57	100.0					35	82.9	26	84.6	31	74.2	29	69.0		
	7672108	Tadimane Secondary	N	2	34	8.8	23	73.9	50	42.0	50	38.0	73	100.0					23	60.9	52	50.0	21	19.0	21	23.8		
	7621162	Taung High	N	1	23	4.3			23	8.7	23	26.1	47	53.2	24	25.0	24	70.8	24	16.7	40	52.5	7	0.0				
	7645133	Tekanang Secondary	N	1	31	48.4	22	90.9	31	48.4	31	41.9	85	100.0	54	57.4			54	74.1	52	82.7	33	48.5	32	65.6		
	7611121	Telelo Secondary	N	1			9	55.6					9	100.0	9	66.7			9	55.6	8	100.0						
	7651179	Tenyane Secondary	N	1	25	56.0	47	74.5	25	68.0	25	72.0	72	100.0	13	69.2			47	48.9	33	87.9	39	20.5	34	47.1		
	7653157	Thakgudi Secondary	N	1	8	12.5	49	67.3	8	12.5	8	12.5	57	96.5	33	48.5			49	57.1	21	71.4	36	55.6	16	81.3		
	7672109	Thejane Secondary	N	1	17	23.5			17	64.7	17	88.2	79	100.0	63	90.5	28	75.0	63	60.3	75	100.0	5	40.0	34	44.1		
	7613119	Thete Secondary	N	1							12	25.0	20	100.0	20	25.0			20	35.0	12	41.7	8	62.5	8	87.5		
	7672110	Thlako Combined	N	2	33	69.7			33	81.8	33	69.7	81	100.0	50	94.0			50	86.0	57	98.2	26	80.8	50	64.0		
	7671112	Tjetje Secondary	N	2	33	15.2	55	38.2	33	12.1	33	69.7	120	97.5					75	36.0	74	74.3	45	44.4	86	22.1		
	7674109	Tlhakanang Secondary	N	1	12	91.7	16	100.0	12	91.7	12	100.0	38	100.0	26	100.0			26	100.0	25	100.0	13	92.3	10	100.0		
	7611122	Tlou Nare Senior Secondary	N	1	13	53.8	53	50.9	44	59.1	13	61.5	97	100.0	53	71.7	53	96.2	31	80.6	53	71.7	44	25.0	31	74.2		
	7641138	Tloupfuti Secondary	N	1			24	75.0					24	100.0	12	75.0			12	91.7	12	91.7	12	91.7	12	66.7		
	7651158	Tsekemariwane Senior Secondary	N	1	16	0.0	27	100.0			16	100.0									43	34.9						
	7664164	Tshabadietla Secondary	N	1	21	47.6	24	91.7	21	23.8	21	38.1	52	98.1	8	100.0	8	62.5	23	78.3	34	76.5	18	44.4	23	60.9		

District Name	Centre no	Centre name	Dinaledi	Quintile	Accounting		Agricultural Sciences		Business Studies		Economics		English (FAL)		Geography		History		Life Sciences		Mathematical Literacy		Mathematics		Physical Sciences			
					Wrote	% Achieved at 30% and above	Wrote	% Achieved at 30% and above	Wrote	% Achieved at 30% and above	Wrote	% Achieved at 30% and above	Wrote	% Achieved at 30% and above	Wrote	% Achieved at 30% and above	Wrote	% Achieved at 30% and above	Wrote	% Achieved at 30% and above	Wrote	% Achieved at 30% and above	Wrote	% Achieved at 30% and above	Wrote	% Achieved at 30% and above	Wrote	% Achieved at 30% and above
					GREATER SEKHUKHUNE	7623165	Tshabelang Dinoko Secondary	N	1	13	53.8			13	61.5	13	61.5	38	100.0	25	80.0	13	92.3	12	66.7	26	96.2	12
7652159	Tshege Secondary	N	1	13		46.2			13	23.1	13	53.8	29	100.0	16	25.0			16	12.5	13	84.6	16	12.5	16	12.5		
7664150	Tshehlwaneng Senior Secondary	N	1	30		43.3	61	78.7	30	53.3	30	43.3	118	98.3	39	56.4			88	52.3	43	72.1	75	26.7	69	40.6		
7645135	Tshihlo Secondary	N	1	7		100.0	7	57.1	9	55.6	9	88.9	24	100.0	15	80.0			8	75.0	19	78.9	5	80.0	4	0.0		
7674110	Tshikanoshi Secondary	N	2	13		92.3	17	100.0	13	84.6	13	92.3	30	100.0	1	100.0	1	100.0	16	100.0	24	100.0	6	83.3	16	62.5		
7624172	Wem Combined	N		4		25.0	9	44.4	19	42.1	43	81.4	64	100.0	25	40.0			52	82.7	88	68.2	12	33.3	15	20.0		
7631132	Zama Zama Secondary	N	1	23		17.4	23	52.2	27	48.1	27	55.6	62	100.0	34	85.3			35	34.3	44	86.4	18	33.3	17	41.2		
7631133	Zamokuhle High	N	1	26		11.5					26	23.1	49	100.0					23	60.9	35	71.4	13	69.2	23	21.7		
7631134	Zenzeleni Senior Secondary	N	1	7	0.0			7	57.1			25	100.0	9	22.2	9	44.4	9	33.3	18	44.4	7	0.0	9	11.1			
MOPANI	7413110	Abel Secondary	N	1	13	61.5	7	28.6	29	31.0	30	80.0	51	100.0	21	61.9	35	45.7	15	33.3	46	54.3	5	40.0	3	66.7		
	7441904	All Saints College	N		2	100.0	17	100.0	9	88.9	10	100.0	24	100.0	15	86.7			18	100.0	16	100.0	11	100.0	10	100.0		
	7451101	B. Mkhabele Junior Secondary	N	2					4	50.0	4	100.0	21	100.0	21	81.0			17	52.9	15	93.3	6	33.3	17	94.1		
	7425111	Bambeni Secondary	N	1			17	82.4					17	100.0	14	71.4			17	76.5	5	80.0	12	50.0	3	66.7		
	7452001	Bankuna High	Y	3	7	71.4			7	71.4	20	60.0	77	100.0	70	78.6	13	100.0	57	47.4	39	82.1	38	42.1	28	50.0		
	7441108	Baranuka Secondary	N	1			97	80.4					97	100.0	73	78.1	73	61.6	24	79.2	73	94.5	24	70.8	24	87.5		
	7462101	Bessie Maake High	N	3	6	16.7					7	42.9	36	94.4	36	41.7	17	52.9	30	23.3	28	64.3	8	0.0	12	0.0		
	7415901	Blue Mountain College	N		1	100.0									2	100.0	7	100.0	7	100.0	5	100.0	3	100.0	1	100.0		
	7414101	Boke Secondary	N	1	58	50.0	30	100.0	58	56.9	58	69.0	102	100.0	14	100.0	14	78.6	44	72.7	78	89.7	24	79.2	30	83.3		
	7462112	Bokgaga Secondary	N	3	36	27.8	34	91.2	36	72.2	36	52.8	118	98.3	82	87.8			82	61.0	39	92.3	79	25.3	43	30.2		
	7412101	Bolotswi Secondary	N	1			27	74.1					65	100.0	64	50.0	23	34.8	64	56.3	49	87.8	16	81.3	16	75.0		
	7482101	Calais Secondary	N	3			11	72.7					24	100.0	24	58.3			24	45.8	16	87.5	7	57.1	13	38.5		
	7451001	Cata Senior Secondary	N	2	3	100.0	19	100.0	4	75.0	3	100.0	29	100.0	25	68.0			26	84.6	22	100.0	7	100.0	7	100.0		
	7422101	Chamandu High	N	1	12	100.0	3	100.0	14	100.0	12	91.7	23	100.0	8	87.5	1	100.0	11	100.0	11	100.0	12	25.0	8	50.0		
	7423101	Chameti High	N	1			26	84.6	7	57.1			51	96.1	47	44.7			44	38.6	43	58.1	8	37.5	4	50.0		
	7452002	Charles Mathonsi High	N	3	4	25.0	5	80.0	4	50.0	35	74.3	41	100.0	32	87.5	26	61.5	11	72.7	35	88.6	6	66.7	6	100.0		

District Name	Centre no	Centre name	Dinaledi	Quintile	Accounting		Agricultural Sciences		Business Studies		Economics		English (FAL)		Geography		History		Life Sciences		Mathematical Literacy		Mathematics		Physical Sciences			
					Wrote	% Achieved at 30% and above	Wrote	% Achieved at 30% and above	Wrote	% Achieved at 30% and above	Wrote	% Achieved at 30% and above	Wrote	% Achieved at 30% and above	Wrote	% Achieved at 30% and above	Wrote	% Achieved at 30% and above	Wrote	% Achieved at 30% and above	Wrote	% Achieved at 30% and above	Wrote	% Achieved at 30% and above	Wrote	% Achieved at 30% and above	Wrote	% Achieved at 30% and above
					MOPANI	7452103	D.Z.J. Mtebule Junior Secondary	N	3	51	86.3			54	72.2	71	78.9	143	100.0	92	97.8	27	92.6	72	95.8	75	97.3	68
	7453103	Deeside Combined	N	1					21	23.8			42	95.2							42	42.9						
	7481102	Dipone Senior Secondary	N	1	11	9.1	27	81.5	8	37.5	11	18.2	47	93.6	29	31.0	9	77.8	27	70.4	31	51.6	16	31.3	7	57.1		
	7422102	Dumazi High	N	1	13	76.9	76	80.3	13	15.4	13	61.5	89	97.8	56	82.1			76	69.7	69	94.2	20	95.0	20	80.0		
	7462106	Dumela High	N	1	32	40.6	20	75.0	31	80.6	32	37.5	80	97.5	19	84.2	30	76.7	49	49.0	65	87.7	16	56.3	17	88.2		
	7471101	Duvula Mahuntsi Secondary	N	2	26	42.3	60	58.3	26	42.3	26	69.2	115	100.0	56	35.7	14	50.0	89	34.8	98	83.7	17	52.9	19	52.6		
	7424101	Edward Homu Secondary	N	2	8	50.0	44	90.9	8	12.5	8	37.5	52	100.0	14	92.9	10	70.0	44	75.0	32	87.5	20	45.0	20	80.0		
	7422148	Famandha High	N	1	6	50.0	32	93.8	27	25.9	27	37.0	75	100.0	37	59.5	24	91.7	48	75.0	54	94.4	21	66.7	24	37.5		
	7424115	Gawula High	N	1	10	60.0	14	100.0	10	90.0	10	100.0	24	100.0	14	85.7			14	85.7	21	100.0	3	66.7				
	7431117	Gidela Secondary	N	1	17	47.1			29	17.2	19	73.7	59	100.0	30	76.7	28	28.6	40	50.0	42	78.6	17	70.6	14	50.0		
	7423102	Gija Ngove Senior Secondary	N	2	26	92.3			91	57.1	129	65.1	173	98.8	82	65.9	38	18.4	44	95.5	145	91.0	28	96.4	44	68.2		
	7424103	Giva-Mahlathi Secondary	N	1	9	77.8	12	83.3	9	44.4	9	77.8	21	100.0	12	83.3			12	75.0	21	95.2						
	7423116	Giyani College Of Technology	N		9	11.1	30	63.3	11	36.4	14	50.0	57	100.0	35	42.9	18	38.9	38	63.2	53	64.2	5	60.0	17	0.0		
	7421101	Giyani High	Y	3	53	86.8	46	87.0	69	97.1	69	91.3	248	100.0	126	83.3	17	76.5	112	92.9	76	92.1	172	61.6	117	84.6		
	7455101	Gwambeni High	N	1	10	40.0	15	73.3	10	80.0	10	80.0	123	99.2	113	78.8	47	76.6	113	49.6	82	86.6	41	48.8	51	37.3		
	7424104	Hanyani Thomo High	N	3	54	68.5	47	97.9	55	34.5	59	81.4	178	100.0	66	84.8			123	68.3	59	71.2	119	55.5	92	43.5		
	7424105	Hasani Mninginisi Secondary	N	1	18	66.7	25	84.0	19	57.9	19	89.5	54	98.1	24	87.5	11	72.7	20	100.0	41	87.8	13	84.6	11	100.0		
	7424116	Hatlani Muyexe Secondary	N	1	22	36.4	42	90.5	22	40.9	22	50.0	64	100.0	19	73.7			42	81.0	38	100.0	26	57.7	23	39.1		
	7421102	Hawuka Senior Secondary	N	1	8	50.0			28	82.1	24	62.5	58	100.0	50	62.0			58	70.7	38	78.9	20	30.0	14	85.7		
	7454901	Helmeg Academy	N		15	80.0			23	91.3	22	86.4	23	100.0	29	86.2			24	87.5	18	100.0	27	40.7	22	40.9		

District Name	Centre no	Centre name	Dinaledi	Quintile	Accounting		Agricultural Sciences		Business Studies		Economics		English (FAL)		Geography		History		Life Sciences		Mathematical Literacy		Mathematics		Physical Sciences			
					Wrote	% Achieved at 30% and above	Wrote	% Achieved at 30% and above	Wrote	% Achieved at 30% and above	Wrote	% Achieved at 30% and above	Wrote	% Achieved at 30% and above	Wrote	% Achieved at 30% and above	Wrote	% Achieved at 30% and above	Wrote	% Achieved at 30% and above	Wrote	% Achieved at 30% and above	Wrote	% Achieved at 30% and above	Wrote	% Achieved at 30% and above	Wrote	% Achieved at 30% and above
					MOPANI	7453107	Hetseka	N	3					21	100.0	21	90.5	3	100.0					11	100.0	18	88.9	3
	7421316	High Quality Science	N		10	90.0	24	62.5	14	50.0	14	71.4	51	100.0	28	78.6			38	78.9	34	85.3	18	50.0	26	46.2		
	7425102	Hinkhesile High	N	1			8	75.0	8	12.5	5	40.0	15	100.0	7	71.4			10	90.0	11	90.9	5	100.0	8	25.0		
	7421109	Hivuyeriwile Commercial Secondary	N	3	21	95.2	24	100.0	29	62.1	29	86.2	79	100.0	58	98.3			50	82.0	45	97.8	34	76.5	26	84.6		
	7424107	Hlovani High	N	2	9	11.1	14	71.4	9	11.1	9	11.1	29	96.6	11	27.3	6	33.3	20	50.0	20	80.0	9	66.7	9	22.2		
	7454101	Hoerskool Ben Vorster	N	5	32	96.9			91	100.0	43	95.3	181	100.0	60	98.3			112	96.4	70	98.6	111	97.3	86	87.2		
	7441101	Hoerskool Frans Du Toit	N	5	16	81.3			90	94.4	21	95.2	108	100.0	62	91.9			52	90.4	81	97.5	68	79.4	46	93.5		
	7421103	Hola-Pondo Secondary	N	3	7	85.7	12	100.0	7	28.6	7	42.9	21	100.0	14	92.9			14	85.7	17	82.4	4	25.0	2	50.0		
	7421113	Honoka Combined	N	1			23	95.7					23	100.0	19	57.9			23	65.2	17	100.0	6	83.3	4	100.0		
	7452003	Hudson Ntsanwisi Sen Secondary	Y	3	36	63.9			72	55.6	72	72.2	163	99.4	51	94.1	23	30.4	91	51.6	83	89.2	80	47.5	44	63.6		
	7422103	Jim Rhangani Secondary	N	1	7	100.0			9	33.3	9	88.9	14	100.0	7	100.0			5	100.0	8	100.0	6	83.3	5	100.0		
	7414110	Kelekese Secondary	N	1	9	100.0	38	94.7	10	80.0	10	100.0	48	100.0					38	84.2	30	100.0	18	94.4	38	44.7		
	7415101	Kgapane High	N	3	8	50.0	14	100.0	11	45.5	11	54.5	52	100.0	43	93.0	13	38.5	41	70.7	41	87.8	11	63.6	15	46.7		
	7415107	Kgolakaleleme High	N	1	8	37.5			8	75.0	14	100.0	39	100.0	31	83.9			31	74.2	19	100.0	20	60.0	25	48.0		
	7481103	Kgwana High	N	1	16	68.8	39	64.1	15	53.3	16	75.0	64	100.0	28	42.9	9	55.6	20	90.0	44	90.9	20	35.0	20	65.0		
	7414102	Kgwegwe High	N	2	27	18.5	55	81.8	27	14.8	27	7.4	107	100.0	25	28.0	24	45.8	80	40.0	85	70.6	22	31.8	55	14.5		
	7422104	Khanyisa Education Centre	Y		25	100.0			14	100.0			46	100.0	32	100.0			56	100.0	7	100.0	49	100.0	43	100.0		
	7462107	Khataza High	N	3	14	78.6	15	46.7	27	74.1	40	85.0	74	100.0	60	81.7			34	79.4	63	92.1	11	90.9	32	21.9		
	7431118	Khatola High	N	1	5	80.0	33	90.9			5	40.0	33	97.0	27	77.8			28	89.3	33	90.9						
	7431119	Kheale Secondary	N	1	15	60.0	26	88.5	15	80.0	15	60.0	59	100.0	18	88.9	18	44.4	44	77.3	43	83.7	16	62.5	26	69.2		
	7431120	Kheodi High	N	1	12	50.0	68	75.0	12	58.3	12	66.7	85	97.6	54	70.4	54	25.9	12	91.7	70	84.3	15	86.7	19	89.5		
	7411101	Khesethwane Secondary	N	1	15	66.7	80	80.0	15	46.7	15	80.0	123	100.0	79	70.9	28	85.7	108	44.4	104	79.8	19	84.2	29	75.9		
	7422105	Kheto Nxumayo Agricultural High	N	1			65	96.9					70	100.0	42	78.6			70	100.0	51	80.4	19	89.5	19	94.7		

District Name	Centre no	Centre name	Dinaledi	Quintile	Accounting		Agricultural Sciences		Business Studies		Economics		English (FAL)		Geography		History		Life Sciences		Mathematical Literacy		Mathematics		Physical Sciences			
					Wrote	% Achieved at 30% and above	Wrote	% Achieved at 30% and above	Wrote	% Achieved at 30% and above	Wrote	% Achieved at 30% and above	Wrote	% Achieved at 30% and above	Wrote	% Achieved at 30% and above	Wrote	% Achieved at 30% and above	Wrote	% Achieved at 30% and above	Wrote	% Achieved at 30% and above	Wrote	% Achieved at 30% and above	Wrote	% Achieved at 30% and above	Wrote	% Achieved at 30% and above
					MOPANI	7423103	Khomani Mbhalati Secondary	N	1	8	50.0	25	100.0	9	33.3	8	75.0	52	100.0	32	84.4	17	94.1	27	85.2	46	71.7	6
	7415115	Khubudi Secondary	N	1	5	80.0			5	20.0	6	100.0	22	95.5	17	82.4	16	68.8	17	23.5	22	77.3						
	7482102	Khudu Senior Secondary	N	3	15	40.0	8	87.5	15	40.0	15	53.3	33	100.0	18	77.8			18	94.4	25	72.0	8	62.5	10	20.0		
	7471118	Khudugane Secondary	N	2									89	98.9	89	59.6	71	62.0	89	36.0	71	85.9	18	33.3	18	88.9		
	7471119	Kolobetona Secondary	N	1	6	0.0	9	88.9	6	33.3	6	66.7	33	100.0	18	94.4	18	100.0	27	70.4	23	100.0	10	50.0	9	55.6		
	7442101	Lebeko High	N	3	11	27.3	70	67.1	11	18.2	11	63.6	81	98.8	29	62.1	29	37.9	41	68.3	40	85.0	41	51.2	41	63.4		
	7462103	Lebitso High	N	3	12	66.7	20	100.0	12	75.0	18	88.9	58	100.0	26	38.5	26	100.0	46	47.8	44	81.8	13	38.5	14	50.0		
	7451006	Lefara Secondary	N	2	7	57.1			7	57.1	39	46.2	48	100.0	41	68.3	8	75.0	33	60.6	40	75.0	8	87.5	9	77.8		
	7481104	Leoma Senior Secondary	N	2	7	42.9	13	53.8			7	57.1	32	100.0	19	94.7	19	68.4	6	33.3	26	92.3	6	50.0	6	33.3		
	7442108	Lepato M. High	N	3	4	75.0			4	50.0	4	75.0	61	100.0	57	86.0	23	56.5	57	78.9	45	97.8	16	56.3	34	73.5		
	7471104	Lephai Secondary	N	1	25	40.0	11	81.8	25	68.0	25	96.0	83	98.8	57	49.1	31	61.3	33	75.8	47	89.4	36	52.8	27	37.0		
	7482103	Lepono Sen Secondary	N	1	17	94.1	26	69.2	17	82.4	17	82.4	50	100.0	33	78.8			33	54.5	40	85.0	10	80.0	7	71.4		
	7453106	Lwandlamuni Secondary	N	3	16	75.0			19	26.3	19	100.0	77	100.0	37	89.2	21	57.1	58	60.3	57	96.5	20	95.0	27	81.5		
	7481105	Maahlemele High	N	2	18	27.8	37	43.2	18	38.9	18	44.4	55	98.2	29	41.4	21	52.4	16	56.3	47	87.2	8	75.0	8	50.0		
	7482104	Maalobane High	N	3	13	38.5	7	100.0	13	38.5	13	69.2	28	100.0	15	100.0			15	100.0	18	88.9	10	30.0	8	50.0		
	7461109	Mabushe High	N	2	14	85.7	48	64.6	21	95.2	22	77.3	80	100.0	20	75.0	34	52.9	39	35.9	58	89.7	22	45.5	24	33.3		
	7421104	Macema Secondary	N	1	28	89.3	16	100.0	28	35.7	28	82.1	78	100.0	50	90.0	7	71.4	43	88.4	51	90.2	27	74.1	27	74.1		
	7471120	Machepelele Secondary	N	1									63	100.0	63	93.7			63	71.4	11	100.0	52	67.3	63	47.6		
	7481106	Madie Secondary	N	1	22	22.7	30	70.0	22	22.7	22	36.4	52	94.2	19	57.9	5	40.0	25	56.0	39	84.6	13	38.5	11	54.5		
	7424011	Mafumani Secondary	N	3	9	100.0	13	100.0	22	72.7	22	100.0	54	100.0	32	90.6	16	81.3	16	93.8	29	100.0	25	84.0	16	81.3		
	7461106	Mafutsane Secondary	N	2	28	60.7			28	53.6	28	78.6	90	100.0	62	98.4			62	90.3	33	97.0	57	52.6	62	74.2		
	7415102	Magoletsa Senior Secondary	N	3			14	100.0					21	100.0	11	81.8	6	100.0	15	100.0	17	100.0	4	50.0	10	20.0		
	7452007	Magoza Secondary	N	3	14	57.1	72	76.4	14	92.9	14	92.9	123	100.0	37	100.0	72	68.1	109	69.7	72	95.8	51	49.0	37	83.8		
	7425104	Magulasavi High	N	1	14	71.4	30	56.7	47	12.8	47	78.7	94	96.8	34	73.5			47	68.1	80	82.5	14	85.7	17	88.2		

District Name	Centre no	Centre name	Dinaledi	Quintile	Accounting		Agricultural Sciences		Business Studies		Economics		English (FAL)		Geography		History		Life Sciences		Mathematical Literacy		Mathematics		Physical Sciences			
					Wrote	% Achieved at 30% and above	Wrote	% Achieved at 30% and above	Wrote	% Achieved at 30% and above	Wrote	% Achieved at 30% and above	Wrote	% Achieved at 30% and above	Wrote	% Achieved at 30% and above	Wrote	% Achieved at 30% and above	Wrote	% Achieved at 30% and above	Wrote	% Achieved at 30% and above	Wrote	% Achieved at 30% and above	Wrote	% Achieved at 30% and above	Wrote	% Achieved at 30% and above
					MOPANI	7463102	Mahlane Secondary	N	2	4	75.0			4	75.0	4	50.0	50	100.0	46	80.4	30	73.3	46	60.9	42	92.9	9
	7471121	Mahudu Secondary	N	1	40	42.5			40	37.5	40	65.0	111	97.3	72	51.4	49	42.9	72	55.6	89	61.8	23	39.1	23	91.3		
	7423104	Mahumani High	N	2	6	50.0	47	53.2	6	66.7	44	63.6	48	93.8	24	50.0	16	50.0	22	86.4	37	81.1	11	54.5	22	40.9		
	7453101	Mahwahwa High	N	3	16	62.5			16	25.0	15	53.3	105	100.0	82	53.7	59	59.3	30	76.7	94	91.5	11	63.6	30	26.7		
	7441103	Majeje High	N	3	22	68.2	11	81.8	23	73.9	23	78.3	107	100.0	74	83.8	63	49.2	54	48.1	76	89.5	31	90.3	20	85.0		
	7471107	Makala Secondary	N	1	15	26.7			15	73.3	15	80.0	50	100.0	35	100.0	20	100.0	35	77.1	35	100.0	15	93.3	15	86.7		
	7413102	Makgopele High	N	1			26	76.9					52	100.0	52	88.5	33	97.0	26	88.5	32	96.9	20	85.0	19	89.5		
	7482105	Makgwahlang Secondary	N	3	45	55.6	35	100.0	45	53.3	45	77.8	139	100.0	86	94.2	18	66.7	94	78.7	105	95.2	34	79.4	33	84.8		
	7431121	Makhaka Secondary	N	1	11	90.9			11	100.0	11	81.8	39	100.0	28	57.1	20	65.0	28	50.0	34	100.0	5	100.0	8	100.0		
	7425112	Makheto Secondary	N	1	1	100.0	16	87.5			1	100.0	18	100.0	9	88.9			18	83.3	6	100.0	12	100.0	9	100.0		
	7425101	Makhwivirini Secondary	N	1									18	100.0	18	66.7	13	61.5	18	72.2	16	100.0	2	100.0	5	60.0		
	7441113	Makikele Secondary	N	3	5	60.0	68	70.6	17	52.9	17	58.8	85	98.8	33	39.4			68	67.6	58	82.8	27	81.5	46	43.5		
	7411109	Makobo Secondary	N	1	8	50.0	21	81.0	10	50.0	9	55.6	36	100.0	7	42.9	7	28.6	27	37.0	18	72.2	18	27.8	19	36.8		
	7413101	Makoma Senior Secondary	N	1			19	89.5					19	100.0			13	69.2	19	57.9	13	84.6	6	16.7	6	50.0		
	7424108	Makovongo High	N	3			35	94.3	13	53.8	13	69.2	48	100.0	22	86.4			35	54.3	31	96.8	17	52.9	13	84.6		
	7421110	Malenga High	N	2	22	50.0	49	81.6	22	63.6	22	54.5	103	100.0	50	70.0	24	58.3	81	39.5	46	78.3	57	10.5	32	25.0		
	7414109	Maloti Secondary	N	1	26	26.9	24	95.8	26	50.0	26	53.8	50	98.0					24	75.0	27	92.6	23	26.1	24	58.3		
	7415108	Mameriri Secondary	N	1	33	18.2	33	48.5	33	39.4	33	60.6	110	99.1	76	63.2	33	21.2	44	72.7	87	83.9	23	73.9	44	34.1		
	7411110	Mamoding Secondary	N	1	24	75.0	39	33.3	29	34.5	29	69.0	103	99.0	74	41.9	25	84.0	74	27.0	90	70.0	11	45.5	16	31.3		
	7462110	Mamosala Senior Secondary	N	3			26	53.8					37	100.0	32	78.1			37	27.0	21	76.2	16	12.5	16	25.0		
	7413103	Mampeule Secondary	N	1	15	80.0	15	100.0	15	46.7	15	66.7	41	100.0	18	44.4	11	100.0	26	46.2	32	93.8	9	66.7	8	62.5		
	7415113	Mandela Barloworld Agricultural High	N	4			74	91.9					119	100.0					68	72.1	75	93.3	44	65.9	36	83.3		
	7423106	Manghezi Secondary	N	1	2	100.0	2	100.0	13	38.5	15	60.0	22	100.0	22	77.3			13	61.5	16	93.8	6	66.7	9	100.0		
	7471122	Mangoako Secondary	N	2	21	28.6			21	33.3	21	66.7	67	100.0	46	67.4	23	73.9	46	73.9	43	93.0	24	58.3	23	100.0		
	7415103	Manokwe Secondary	N	1									15	100.0	15	73.3	13	92.3	15	33.3	13	76.9	2	0.0	2	0.0		

District Name	Centre no	Centre name	Dinaledi	Quintile	Accounting		Agricultural Sciences		Business Studies		Economics		English (FAL)		Geography		History		Life Sciences		Mathematical Literacy		Mathematics		Physical Sciences			
					Wrote	% Achieved at 30% and above	Wrote	% Achieved at 30% and above	Wrote	% Achieved at 30% and above	Wrote	% Achieved at 30% and above	Wrote	% Achieved at 30% and above	Wrote	% Achieved at 30% and above	Wrote	% Achieved at 30% and above	Wrote	% Achieved at 30% and above	Wrote	% Achieved at 30% and above	Wrote	% Achieved at 30% and above	Wrote	% Achieved at 30% and above	Wrote	% Achieved at 30% and above
					MOPANI	7431122	Manonyaneng Secondary	N	1	16	100.0	26	69.2	16	93.8	27	81.5	53	100.0	21	81.0	25	80.0	16	56.3	42	85.7	11
	7482106	Mantsobele Secondary	N	3	12	50.0	50	38.0	18	50.0	12	75.0	62	96.8	33	15.2			50	26.0	51	54.9	11	63.6	11	18.2		
	7413109	Manwagae	N	1			33	72.7					37	100.0	23	73.9	14	35.7	37	62.2	33	87.9	4	100.0	4	75.0		
	7415104	Maolwe Senior Secondary	N	1	10	20.0	25	80.0	21	14.3	26	34.6	70	100.0	57	89.5	16	81.3	29	75.9	52	94.2	19	52.6	29	82.8		
	7442102	Maphokwane Secondary	N	3	35	20.0	40	100.0	35	40.0	35	65.7	116	100.0	41	97.6	44	100.0	81	79.0	78	100.0	38	68.4	37	89.2		
	7423107	Maphusha High	N	1	22	59.1	5	60.0	23	60.9	24	79.2	71	100.0	48	79.2	25	88.0	44	84.1	57	91.2	13	92.3	22	72.7		
	7453104	Mark Shope Secondary	N	3	22	36.4			22	59.1	22	95.5	79	98.7	43	53.5	14	28.6	57	49.1	58	82.8	21	14.3	21	38.1		
	7471123	Maruatona Secondary	N	2	11	45.5			11	27.3	11	81.8	35	100.0	24	70.8	11	100.0	24	29.2	22	90.9	13	38.5	13	38.5		
	7412102	Masalanabo High	N	1	3	100.0	31	67.7	12	16.7	15	100.0	72	100.0	20	60.0	20	55.0	37	70.3	32	84.4	40	20.0	6	100.0		
	7441111	Masaswivona Secondary	N	3	7	14.3			28	25.0	36	50.0	65	96.9	58	34.5			37	40.5	33	75.8	32	34.4	29	58.6		
	7411102	Maselekwane High	N	1	7	28.6	17	58.8	7	28.6	7	28.6	35	94.3	21	52.4	21	33.3	22	40.9	34	61.8	1	0.0	3	0.0		
	7412104	Mashao Secondary	N	1	12	16.7	31	29.0	27	48.1	27	63.0	75	98.7	63	41.3	31	12.9	17	58.8	61	60.7	14	50.0	17	58.8		
	7411103	Mashooro Secondary	N	1	24	37.5	34	29.4	29	62.1	29	65.5	168	95.8	139	41.0	77	58.4	139	27.3	144	51.4	23	56.5	33	45.5		
	7425113	Masiza Secondary	N	1	33	54.5	45	93.3	33	54.5	33	93.9	131	100.0	61	73.8	61	68.9	37	97.3	61	77.0	70	38.6	37	35.1		
	7412103	Masopha Senior Secondary	N	2	12	16.7	19	100.0	12	8.3	12	41.7	85	100.0	57	54.4	57	52.6	70	64.3	71	90.1	13	100.0	16	93.8		
	7413104	Matarapane Secondary	N	1			15	13.3					42	90.5	28	17.9	34	38.2	42	14.3	41	34.1	1	0.0	7	0.0		
	7471110	Mathibadifate Junior Secondary	N	1	17	35.3	17	100.0	17	52.9	20	45.0	68	94.1	39	61.5	35	51.4	52	44.2	60	75.0	9	77.8	10	80.0		
	7463104	Matimu High	N	2	30	76.7			30	73.3	30	93.3	107	100.0	77	66.2	45	75.6	32	84.4	88	81.8	19	68.4	32	37.5		
	7463105	Matlhari High	N	2	19	57.9	16	93.8	61	47.5	49	63.3	103	100.0	28	96.4	16	62.5	42	88.1	56	87.5	46	39.1	18	83.3		
	7414107	Matokane High	N	1	15	40.0	33	69.7	15	73.3	15	40.0	49	93.9	17	58.8	17	64.7	18	55.6	37	81.1	12	33.3	17	29.4		
	7415112	Matome Modika Secondary	N	3	17	47.1	27	29.6	28	17.9	28	28.6	62	98.4	34	64.7			34	50.0	38	81.6	23	43.5	18	38.9		
	7442103	Matome-Malatji High	N	3	11	27.3			9	33.3	9	100.0	51	100.0	40	72.5	21	95.2	42	38.1	33	72.7	18	38.9	21	33.3		
	7422106	Matsambu High	N	1	4	100.0	34	91.2	4	100.0	4	100.0	38	100.0	14	100.0	12	100.0	34	79.4	26	92.3	12	8.3	8	50.0		

District Name	Centre no	Centre name	Dinaledi	Quintile	Accounting		Agricultural Sciences		Business Studies		Economics		English (FAL)		Geography		History		Life Sciences		Mathematical Literacy		Mathematics		Physical Sciences			
					Wrote	% Achieved at 30% and above	Wrote	% Achieved at 30% and above	Wrote	% Achieved at 30% and above	Wrote	% Achieved at 30% and above	Wrote	% Achieved at 30% and above	Wrote	% Achieved at 30% and above	Wrote	% Achieved at 30% and above	Wrote	% Achieved at 30% and above	Wrote	% Achieved at 30% and above	Wrote	% Achieved at 30% and above	Wrote	% Achieved at 30% and above	Wrote	% Achieved at 30% and above
					MOPANI	7414113	Matseke Secondary	N	1	8	37.5	15	93.3	8	37.5	8	50.0	23	95.7	14	100.0	8	75.0	7	100.0	20	90.0	3
	7461107	Matseutseu Primary	N		9	77.8	8	62.5	10	70.0	10	80.0	33	100.0	27	77.8	8	87.5	20	80.0	21	100.0	16	68.8	19	52.6		
	7422107	Mavalani High	N	1	40	22.5	95	80.0	42	28.6	42	31.0	150	100.0	80	76.3	30	86.7	108	45.4	136	75.0	14	85.7	12	100.0		
	7422108	Mbhangazeki High	N	2	9	55.6	61	80.3	9	22.2	9	33.3	90	98.9	81	72.8			81	54.3	69	94.2	21	66.7	20	80.0		
	7453102	Mbhokwana High	N	1	29	58.6			68	36.8	38	81.6	246	98.4	208	51.9	53	32.1	134	44.0	223	74.0	24	66.7	86	30.2		
	7454102	Merensky High	N	5	46	89.1	22	100.0	80	95.0	52	88.5	103	100.0	33	97.0			71	93.0	104	99.0	97	95.9	73	93.2		
	7441105	Meridian College Phalaborwa	N		22	68.2			34	94.1	36	83.3	41	100.0	24	100.0			18	83.3	29	100.0	23	65.2	16	100.0		
	7452005	Meridian Combined	N		26	96.2			42	92.9			58	100.0	41	100.0			30	90.0	32	100.0	27	92.6	21	100.0		
	7431101	Mmaba Secondary	N	1			5	100.0					25	100.0	25	96.0	12	100.0	25	96.0	16	93.8	9	100.0	8	100.0		
	7481107	Mmalesiba Secondary	N	1	14	35.7	24	62.5	18	38.9	18	72.2	64	100.0	50	46.0	39	74.4	22	59.1	61	85.2	3	33.3	7	0.0		
	7415111	Modika Secondary	N	1					4	100.0	5	40.0	17	100.0	17	94.1	5	40.0	13	53.8	10	100.0	7	28.6	7	71.4		
	7414104	Modipe High	N	1	35	68.6	81	58.0	35	65.7	35	65.7	116	100.0	46	78.3	29	72.4	52	36.5	56	66.1	59	6.8	35	14.3		
	7431123	Modisha Secondary	N	1	20	45.0	18	88.9	20	65.0	20	80.0	52	100.0	14	100.0	13	100.0	32	81.3	40	90.0	12	66.7	19	47.4		
	7415105	Modubatse Secondary	N	3	72	69.4	307	88.6	72	79.2	73	82.2	419	100.0	235	86.4	82	81.7	347	68.0	305	94.4	114	57.0	69	78.3		
	7412112	Modumaane Secondary	N	1									37	100.0	37	89.2			37	78.4			37	18.9	37	75.7		
	7414105	Mohlatlego Machaba Secondary	N	3	46	52.2	39	64.1	46	47.8	46	28.3	189	99.5	104	81.7	86	57.0	143	51.0	145	87.6	44	56.8	57	82.5		
	7415109	Mohumi Secondary	N	1	38	68.4	52	82.7	38	39.5	73	43.8	126	98.4	36	66.7			88	70.5	98	82.7	28	46.4	53	49.1		
	7463103	Mokhapa Secondary	N	2	22	50.0	31	77.4			22	68.2	75	98.7	22	63.6	22	63.6	31	64.5	55	96.4	20	65.0	22	27.3		
	7412105	Mokope Senior Secondary	N	1	33	57.6	66	93.9	33	30.3	33	69.7	99	100.0	27	70.4	26	69.2	40	95.0	80	96.3	19	73.7	39	46.2		
	7413105	Mokoto High	N	1	15	60.0	41	68.3	15	60.0	15	66.7	86	100.0	30	46.7	37	83.8	71	50.7	60	63.3	26	65.4	34	52.9		
	7431103	Mokutu Secondary	N	1	19	42.1	19	89.5	19	57.9	19	63.2	59	100.0	26	84.6	21	90.5	40	85.0	44	93.2	15	73.3	14	85.7		
	7462105	Mokwane Secondary	N	1	13	38.5	36	77.8	20	20.0	20	25.0	56	100.0	21	47.6			36	44.4	33	69.7	23	39.1	22	31.8		
	7451005	Molabosane High	N	2	43	48.8	22	86.4	43	41.9	43	76.7	111	100.0	42	83.3	33	78.8	68	44.1	89	82.0	22	36.4	17	58.8		
	7412109	Molai Jubilee Senior Secondary	N	1									33	100.0	33	72.7	15	60.0	33	81.8	15	100.0	18	77.8	18	77.8		
	7431124	Molate Secondary	N	1	21	85.7			36	61.1	20	80.0	49	100.0	29	96.6			29	79.3	49	95.9			13	46.2		

District Name	Centre no	Centre name	Dinaledi	Quintile	Accounting		Agricultural Sciences		Business Studies		Economics		English (FAL)		Geography		History		Life Sciences		Mathematical Literacy		Mathematics		Physical Sciences			
					Wrote	% Achieved at 30% and above	Wrote	% Achieved at 30% and above	Wrote	% Achieved at 30% and above	Wrote	% Achieved at 30% and above	Wrote	% Achieved at 30% and above	Wrote	% Achieved at 30% and above	Wrote	% Achieved at 30% and above	Wrote	% Achieved at 30% and above	Wrote	% Achieved at 30% and above	Wrote	% Achieved at 30% and above	Wrote	% Achieved at 30% and above	Wrote	% Achieved at 30% and above
					MOPANI	7481108	Molomahlapi Secondary	N	1	19	63.2			27	48.1	27	70.4	39	100.0	20	95.0	12	75.0	12	75.0	34	97.1	5
	7411108	Mookgo Secondary	N	1									70	92.9	71	19.7	59	16.9	71	14.1	62	66.1	9	33.3	12	25.0		
	7414111	Mopye Secondary	N	1	8	87.5	15	73.3	8	87.5	8	100.0	30	100.0	22	81.8	15	73.3	7	100.0	24	100.0	6	66.7	7	85.7		
	7412106	Morwatshehla Secondary	N	1	20	60.0	28	67.9	21	28.6	21	52.4	69	100.0	32	81.3	21	90.5	27	63.0	54	85.2	15	26.7	17	58.8		
	7482107	Mosibudi High	N	3	10	50.0	9	100.0	10	20.0	10	100.0	31	100.0	16	81.3			21	95.2	9	100.0	22	50.0	17	70.6		
	7415110	Motsheudi Secondary	N	1	27	81.5	32	78.1	33	51.5	33	84.8	125	100.0	70	91.4			94	71.3	55	90.9	72	75.0	68	72.1		
	7412110	Motsipa Secondary	N	1	16	81.3			14	78.6	15	100.0	46	100.0	30	96.7			31	96.8	25	100.0	21	100.0	32	56.3		
	7411104	Mpapatla Secondary	N	1			31	87.1					45	100.0	14	64.3	35	57.1	45	57.8	35	91.4	10	30.0	10	60.0		
	7413111	Mphiri-O-Tee Secondary	N	1	24	62.5			43	55.8	26	73.1	49	100.0	25	100.0			23	87.0	35	94.3	13	69.2	6	100.0		
	7471124	Mphuma Secondary	N	1	32	40.6			31	64.5	31	80.6	113	100.0	81	88.9	50	94.0	82	45.1	81	88.9	25	56.0	32	46.9		
	7463106	Mpumulana Secondary	N	2	21	33.3	10	50.0	25	44.0	31	41.9	54	100.0	29	31.0			23	60.9	47	72.3	7	42.9	9	22.2		
	7453105	Mugwazeni	N	3	8	100.0			8	75.0	8	62.5	32	100.0	24	75.0			24	70.8			32	43.8	24	54.2		
	7424112	Muhawu Secondary	N	1	10	30.0			22	40.9	10	70.0	25	100.0	15	73.3			15	40.0	22	95.5	3	66.7	3	66.7		
	7423115	Mukula Secondary	N	2	4	100.0	24	58.3	23	56.5	23	73.9	60	100.0	14	100.0	23	100.0	21	95.2	52	92.3	8	100.0	13	100.0		
	7471112	Nahakwe Secondary	N	1	15	73.3			15	66.7	15	53.3	44	100.0	29	100.0	20	100.0	29	93.1	29	82.8	15	33.3	9	100.0		
	7481109	Napsadi Senior Secondary	N	1	10	60.0			10	40.0	10	80.0	43	100.0	33	60.6	17	35.3	33	60.6	17	76.5	26	46.2	16	56.3		
	7461108	Napscom Secondary	N	2	68	48.5	39	84.6	68	58.8	68	63.2	170	100.0	36	94.4			102	70.6	137	93.4	29	58.6	102	20.6		
	7482108	Nareng Secondary	N	3	14	57.1	33	81.8	14	71.4	14	71.4	47	100.0	21	100.0			33	72.7	33	90.9	14	57.1	12	66.7		
	7421105	Ndengeza High	Y	1	23	65.2	20	75.0	23	65.2	23	69.6	94	100.0	60	83.3	7	85.7	71	50.7	49	93.9	45	42.2	26	65.4		
	7425107	Ndhambi High	N	1	5	100.0	22	95.5	17	35.3	10	90.0	53	100.0	9	55.6	17	76.5	17	82.4	44	88.6	9	88.9	10	70.0		
	7424109	Ndindani-Hlomela Secondary	N	1			21	90.5					25	100.0	25	68.0			25	52.0	18	100.0	7	100.0	4	25.0		
	7461101	Nelson Ramodike Secondary	N	2	19	78.9	39	89.7	19	63.2	19	89.5	58	100.0	28	96.4	28	96.4	11	100.0	51	96.1	7	85.7	11	45.5		
	7425105	Nghonyama Secondary	N	1	17	100.0	27	92.6	58	37.9	19	89.5	151	100.0	66	87.9	48	81.3	93	54.8	106	81.1	45	46.7	45	73.3		

District Name	Centre no	Centre name	Dinaledi	Quintile	Accounting		Agricultural Sciences		Business Studies		Economics		English (FAL)		Geography		History		Life Sciences		Mathematical Literacy		Mathematics		Physical Sciences			
					Wrote	% Achieved at 30% and above	Wrote	% Achieved at 30% and above	Wrote	% Achieved at 30% and above	Wrote	% Achieved at 30% and above	Wrote	% Achieved at 30% and above	Wrote	% Achieved at 30% and above	Wrote	% Achieved at 30% and above	Wrote	% Achieved at 30% and above	Wrote	% Achieved at 30% and above	Wrote	% Achieved at 30% and above	Wrote	% Achieved at 30% and above	Wrote	% Achieved at 30% and above
					MOPANI	7482109	Ngwanamakhutswe Secondary	N	3	11	81.8	31	83.9	11	54.5	11	63.6	42	100.0	17	58.8			31	80.6	27	100.0	15
	7414108	Ngwanamasedi High	N	3	33	75.8	61	67.2	33	51.5	39	46.2	94	94.7	46	37.0			55	54.5	81	72.8	13	53.8	15	40.0		
	7421111	Nhluvuko High	N	2	9	88.9	10	70.0	9	11.1	9	55.6	38	100.0	19	100.0			29	82.8	20	100.0	18	61.1	19	78.9		
	7422109	Nkami Secondary	N	1	26	76.9	43	39.5	26	15.4	26	38.5	83	81.9	54	35.2			56	37.5	64	65.6	19	26.3	14	50.0		
	7441104	Nkateko High	N	3	11	45.5	34	91.2	30	83.3	16	68.8	65	100.0	30	96.7	14	85.7	40	70.0	42	97.6	23	100.0	20	100.0		
	7421911	Nkwangulatilo Education Centre	N		31	80.6	97	92.8	31	77.4	31	77.4	128	100.0					97	87.6	49	89.8	79	83.5	97	64.9		
	7431115	Noblehoek Secondary	N	1	13	76.9			32	53.1	38	97.4	55	100.0	24	87.5	22	18.2	19	94.7	39	79.5	16	93.8	17	88.2		
	7431107	Ntlagene Secondary	N	1	10	80.0			10	20.0	18	38.9	41	100.0	23	82.6	19	78.9	31	77.4	36	83.3	5	80.0	12	75.0		
	7441106	Ntshuxeko High	N	3	9	77.8	45	60.0	10	100.0	8	100.0	76	100.0	54	51.9	50	88.0	24	37.5	54	75.9	22	81.8	17	70.6		
	7423109	Nwakhada Secondary	N	1			25	44.0					42	81.0	38	23.7			42	35.7	33	57.6	9	55.6	4	25.0		
	7431114	Nwamvimbi Secondary	N	1	17	70.6	14	57.1	78	19.2	99	78.8	115	96.5	37	86.5			29	79.3	78	82.1	37	97.3	16	75.0		
	7421112	Nyanisi Secondary	N	1	6	66.7	29	72.4	6	50.0	6	66.7	50	100.0	25	72.0	15	80.0	34	73.5	21	90.5	29	55.2	29	65.5		
	7425106	Nyumbani High	N	2	7	57.1	44	43.2	10	40.0	10	50.0	93	96.8	53	50.9	20	95.0	63	39.7	67	73.1	26	46.2	49	32.7		
	7471125	Pelo Ya Kgomo Secondary	N	1									24	100.0	24	45.8	10	40.0	24	29.2	10	70.0	14	57.1	14	35.7		
	7452102	Petanenge Junior Secondary	N	3									27	100.0	27	88.9	19	94.7	27	40.7	19	94.7	8	75.0	8	25.0		
	7451002	Phangasasa Senior Secondary	N	2	3	100.0	18	88.9	12	83.3	22	54.5	56	100.0	34	94.1	16	43.8	37	78.4	42	92.9	14	28.6	8	75.0		
	7423111	Phayizani Senior Secondary	N	1	13	92.3	23	91.3	14	85.7	14	42.9	42	100.0	27	59.3			28	67.9	33	87.9	8	100.0	7	85.7		
	7423113	Pheni Secondary	N	1	11	9.1			11	27.3	11	36.4	11	100.0							11	54.5						
	7462109	Pherehla-Maake Secondary	N	3	21	66.7	39	100.0	21	81.0	21	76.2	123	100.0	102	85.3	33	60.6	102	58.8	97	90.7	26	96.2	30	90.0		
	7461105	Phusela High	N	3	55	65.5	70	91.4	55	76.4	55	56.4	169	99.4	44	56.8	47	70.2	114	65.8	109	88.1	60	78.3	67	50.7		
	7425114	Prieska Combined	N	3									15	100.0	15	73.3			15	26.7	15	93.3						

District Name	Centre no	Centre name	Dinaledi	Quintile	Accounting		Agricultural Sciences		Business Studies		Economics		English (FAL)		Geography		History		Life Sciences		Mathematical Literacy		Mathematics		Physical Sciences			
					Wrote	% Achieved at 30% and above	Wrote	% Achieved at 30% and above	Wrote	% Achieved at 30% and above	Wrote	% Achieved at 30% and above	Wrote	% Achieved at 30% and above	Wrote	% Achieved at 30% and above	Wrote	% Achieved at 30% and above	Wrote	% Achieved at 30% and above	Wrote	% Achieved at 30% and above	Wrote	% Achieved at 30% and above	Wrote	% Achieved at 30% and above	Wrote	% Achieved at 30% and above
					MOPANI	7451003	Professor Muhlava Shiluvana High	N	2	2	0.0			2	50.0	2	50.0	34	100.0	21	71.4	12	83.3	33	78.8	29	93.1	6
	7452008	Progress	N	3	22	50.0			33	48.5	22	50.0	54	100.0	32	87.5			32	50.0	40	95.0	14	14.3	21	33.3		
	7415106	R.S.B. Motsinoni Secondary	N	1	15	20.0	23	30.4	15	40.0	15	40.0	49	98.0	34	38.2	23	26.1	11	36.4	37	67.6	12	8.3	11	9.1		
	7414112	Railela Junior Secondary	N	3	17	58.8			17	11.8	17	41.2	55	100.0	38	63.2	18	22.2	38	36.8	35	91.4	20	15.0	20	30.0		
	7463901	Rainbow Combined	N		3	100.0			6	100.0	14	92.9	1	100.0	23	95.7			20	75.0	15	100.0	10	80.0	12	83.3		
	7481110	Rakgolokwana Secondary	N	1	44	27.3	33	84.8	44	63.6	44	63.6	96	100.0	19	89.5	10	100.0	52	86.5	77	97.4	19	94.7	42	38.1		
	7413106	Rama Secondary	N	1									55	100.0	55	85.5	37	56.8	55	81.8	39	92.3	15	86.7	18	77.8		
	7412111	Ramabolela Secondary	N	1			30	76.7					48	100.0	48	77.1	14	21.4	48	72.9	42	90.5	6	33.3	4	50.0		
	7412107	Ramaolwane Secondary	N	2			35	91.4					35	100.0	24	54.2			23	65.2	27	96.3	8	62.5	11	45.5		
	7482110	Ramatau Secondary	N	3	20	60.0			20	80.0	20	80.0	115	100.0	51	86.3	29	82.8	95	71.6	85	96.5	30	96.7	48	68.8		
	7431102	Rammila Secondary	N	1					13	38.5	9	55.6	23	100.0	14	64.3			23	52.2	16	93.8	7	85.7	10	80.0		
	7461102	Ramoba High	N	2	15	40.0	57	56.1			15	60.0	75	100.0	60	75.0			60	55.0	58	89.7	17	100.0	17	76.5		
	7411105	Ramotshinyadi Secondary	N	1	10	60.0	2	100.0	10	50.0	10	90.0	38	100.0	28	85.7	7	57.1	28	85.7	23	91.3	15	73.3	19	31.6		
	7431125	Realedisha Secondary	N	1	30	83.3	25	96.0	30	86.7	30	70.0	76	100.0	46	91.3	36	55.6	21	90.5	58	96.6	18	77.8	10	80.0		
	7442104	Relebogile High	N	3	21	76.2	24	100.0	63	49.2	62	59.7	125	100.0	38	89.5	10	50.0	52	90.4	68	77.9	57	38.6	52	63.5		
	7413107	Rethushegile Secondary	N	1	10	30.0			10	30.0	10	80.0	27	100.0	17	76.5	17	41.2	17	35.3	27	77.8						
	7421106	Risinga High	N	3	38	89.5	71	100.0	38	86.8	38	81.6	159	100.0	75	90.7			121	93.4	29	93.1	130	74.6	88	98.9		
	7421202	Risinga Repeat Part-Time	N		4	25.0	10	60.0	6	66.7	6	83.3	21	100.0	9	66.7			15	73.3	4	100.0	13	46.2	13	69.2		
	7421107	Rithlavile Secondary	N	3	22	45.5	20	100.0	22	40.9	22	81.8	59	100.0	37	83.8	9	88.9	37	64.9	40	95.0	19	52.6	8	75.0		
	7421912	Rivoningo Educational Centre	N		11	72.7	19	89.5	14	71.4	13	76.9	41	100.0	18	66.7			29	65.5	19	84.2	23	39.1	22	54.5		
	7471114	Rotterdam Secondary	N	2	10	90.0	71	94.4	10	80.0	10	100.0	81	98.8	33	100.0	17	64.7	71	71.8	50	88.0	31	19.4	21	38.1		

District Name	Centre no	Centre name	Dinaledi	Quintile	Accounting		Agricultural Sciences		Business Studies		Economics		English (FAL)		Geography		History		Life Sciences		Mathematical Literacy		Mathematics		Physical Sciences			
					Wrote	% Achieved at 30% and above	Wrote	% Achieved at 30% and above	Wrote	% Achieved at 30% and above	Wrote	% Achieved at 30% and above	Wrote	% Achieved at 30% and above	Wrote	% Achieved at 30% and above	Wrote	% Achieved at 30% and above	Wrote	% Achieved at 30% and above	Wrote	% Achieved at 30% and above	Wrote	% Achieved at 30% and above	Wrote	% Achieved at 30% and above	Wrote	% Achieved at 30% and above
					MOPANI	7425108	Sasekani High	N	1	4	100.0	7	42.9	20	85.0	8	75.0	30	100.0	15	53.3			7	85.7	27	88.9	3
	7451103	Scotch Maboko Secondary	N	2	1	100.0			5	80.0	5	20.0	29	100.0	24	70.8	22	59.1	24	62.5	23	100.0	6	100.0	6	50.0		
	7482111	Seagotle Secondary	N	3	33	42.4	49	73.5	33	48.5	33	81.8	111	100.0	78	80.8			78	78.2	79	96.2	32	90.6	29	93.1		
	7442105	Sebalamakgolo High	Y	3	58	51.7	93	66.7	56	60.7	56	66.1	152	98.7	36	52.8	35	65.7	61	77.0	89	85.4	63	52.4	61	57.4		
	7461103	Seboye Secondary	N	3	23	30.4	27	85.2	22	31.8	23	39.1	68	100.0	19	89.5	19	94.7	46	60.9	42	92.9	27	40.7	27	44.4		
	7451102	Sedan Secondary	N	2	5	100.0			9	100.0	9	100.0	39	100.0	30	86.7			30	90.0	25	88.0	14	57.1	13	92.3		
	7461104	Sekaba Secondary	N	2	27	22.2			42	14.3	27	40.7	68	100.0	41	58.5	15	93.3	26	61.5	56	76.8	12	33.3	26	23.1		
	7482112	Sekgalabjana Secondary	N	3	17	100.0	20	75.0	17	76.5	17	47.1	71	100.0	55	45.5	23	56.5	55	83.6	58	84.5	14	92.9	12	91.7		
	7471116	Sekgosese Secondary	Y	2	22	90.9	59	89.8			22	95.5	121	100.0	117	87.2			99	69.7	24	95.8	97	55.7	43	86.0		
	7412108	Sekgware Secondary	N	1			8	87.5			12	75.0	58	98.3	58	70.7	41	85.4	46	63.0	49	95.9	9	66.7	9	100.0		
	7415114	Sekhukhumele Secondary	N	3	14	50.0			18	61.1	27	66.7	56	100.0	42	76.2	18	88.9	38	50.0	49	89.8	7	57.1	11	45.5		
	7471115	Selamola	N	2	10	70.0			10	80.0	10	90.0	48	100.0	38	68.4	23	78.3	38	50.0	33	87.9	15	40.0	15	40.0		
	7414106	Semarela Secondary	N	1	13	30.8			13	30.8	13	46.2	47	100.0	34	67.6	17	70.6	34	47.1	41	92.7	6	50.0	17	23.5		
	7423112	Semendhe Secondary	N	1	5	60.0	7	85.7	5	60.0	5	40.0	46	100.0	34	73.5	29	55.2	41	58.5	35	91.4	11	90.9	12	83.3		
	7411107	Senwabakgololo Secondary	N	1	7	100.0					7	100.0	24	100.0	24	100.0	11	81.8	17	100.0	20	100.0	4	100.0	6	100.0		
	7463101	Serurubele Secondary	N	2	17	76.5	22	86.4	17	88.2	17	88.2	39	100.0	11	90.9			22	63.6	23	91.3	16	62.5	11	72.7		
	7455105	Sevengana Secondary	N	1	34	14.7	33	78.8	34	47.1	34	97.1	153	100.0	68	70.6	38	31.6	81	69.1	39	84.6	115	67.0	81	58.0		
	7425109	Shihlomule High	N	1	3	100.0	31	58.1	21	52.4	18	50.0	34	100.0					16	81.3	34	79.4			13	38.5		
	7451004	Shipungu High	N	2	6	16.7			14	7.1	41	17.1	56	100.0	24	75.0	17	0.0	33	27.3	40	62.5	16	6.3	15	20.0		
	7423114	Sikhunyani Secondary	N	2	31	22.6	25	92.0	31	16.1	31	29.0	56	100.0	13	76.9			25	80.0	34	67.6	22	27.3	12	66.7		
	7452006	St George College	N		18	100.0			27	100.0	24	100.0	60	100.0	33	100.0			42	100.0	32	100.0	28	100.0	36	100.0		
	7455107	Tiakeni Secondary	N	1									13	100.0	13	76.9			13	76.9			13	53.8	13	76.9		
	7424111	Tlakulani Secondary	N	1	6	83.3	44	81.8	17	47.1	17	88.2	66	100.0	22	72.7	16	87.5	33	84.8	45	95.6	20	15.0	27	14.8		
	7454103	Tsaneng Combine Junior Secondary	N	1									19	100.0	19	42.1	17	58.8	11	27.3	19	73.7			2	50.0		
	7431109	Tseana Secondary	N	1	20	60.0	32	78.1	20	60.0	20	80.0	76	98.7	26	65.4	28	71.4	54	77.8	48	85.4	27	51.9	28	78.6		

District Name	Centre no	Centre name	Dinaledi	Quintile	Accounting		Agricultural Sciences		Business Studies		Economics		English (FAL)		Geography		History		Life Sciences		Mathematical Literacy		Mathematics		Physical Sciences			
					Wrote	% Achieved at 30% and above	Wrote	% Achieved at 30% and above	Wrote	% Achieved at 30% and above	Wrote	% Achieved at 30% and above	Wrote	% Achieved at 30% and above	Wrote	% Achieved at 30% and above	Wrote	% Achieved at 30% and above	Wrote	% Achieved at 30% and above	Wrote	% Achieved at 30% and above	Wrote	% Achieved at 30% and above	Wrote	% Achieved at 30% and above	Wrote	% Achieved at 30% and above
					MOPANI	7424118	Tshovani Primary	N	1			15	100.0					17	94.1	17	100.0			17	88.2	12	100.0	5
	7415006	Tshweni Secondary	N	3	16	25.0			16	68.8	16	93.8	58	98.3	42	54.8	20	50.0	23	43.5	45	71.1	13	76.9	11	63.6		
	7421108	Vuthhari High	N	1	15	66.7	16	50.0	15	53.3	15	73.3	40	97.5	25	80.0			25	64.0	32	78.1	8	62.5	9	66.7		
	7442106	Vuxeni Senior Secondary	N	3	7	100.0	7	100.0	7	85.7	8	100.0	32	100.0	18	61.1	13	69.2	24	66.7	20	90.0	12	25.0	12	41.7		
	7455104	Xibukulana Secondary	N	1									84	95.2	84	52.4	68	36.8	84	42.9	74	78.4	10	30.0	13	30.8		
	7425110	Zava High	N	1	15	26.7	19	68.4	15	26.7	15	60.0	44	100.0	29	69.0			29	75.9	41	82.9	3	0.0	10	50.0		
	7452004	Zivuko Senior Secondary	N	3	30	93.3			30	63.3	59	83.1	83	100.0	53	88.7			53	67.9	57	96.5	26	76.9	24	75.0		
VHEMBE	7313101	Adolf Mhinga High	N	1	17	17.6	21	85.7	17	47.1	17	82.4	56	100.0	27	77.8	27	81.5	13	84.6	53	84.9	3	33.3	13	46.2		
	7373101	Akani High	N	3	8	62.5	11	100.0	27	59.3	27	48.1	50	100.0	14	92.9	6	83.3	17	82.4	36	72.2	14	57.1	12	58.3		
	7341901	Amaria Combined	N		17	100.0			17	100.0	17	100.0	35	100.0	18	94.4			18	100.0			35	62.9	18	83.3		
	7362180	Andries Mugaguli Secondary	N	1			13	76.9					26	100.0	26	84.6	6	83.3	26	76.9	15	100.0	11	72.7	7	100.0		
	7351101	Azwifarwi Secondary	Y	2	101	47.5			101	50.5	82	35.4	180	95.0	79	93.7	15	93.3	64	95.3	73	87.7	107	57.9	64	96.9		
	7352156	Bababa Secondary	N	3	14	92.9			14	64.3	14	92.9	32	100.0	18	100.0	8	75.0	18	77.8	21	95.2	11	90.9	10	100.0		
	7313127	Basopa High	N	1	11	81.8			13	76.9	38	92.1	74	100.0	61	96.7	27	77.8	36	80.6	38	94.7	36	69.4	36	61.1		
	7343197	Benny'S Sports Dev & Academy Combined	N		7	0.0	10	100.0	7	57.1	7	57.1	17	100.0	10	90.0			10	100.0	10	100.0	7	0.0				
	7342905	Comprehensive Trinity Academy	N				20	100.0					20	100.0					20	100.0			20	95.0	20	70.0		
	7363141	Davhana Secondary	N	2	7	85.7	14	78.6	16	43.8	19	42.1	48	97.9	21	90.5	9	100.0	29	79.3	30	73.3	18	61.1	10	100.0		
	7331126	David Luvhimba Secondary	N	2	21	90.5	35	94.3	21	71.4	21	81.0	78	100.0	22	90.9	22	90.9	57	77.2	30	96.7	48	58.3	35	60.0		
	7321137	David Mutshinyalo Secondary	N	1	7	85.7			7	71.4	18	83.3	38	100.0	31	93.5			31	90.3	29	100.0	9	88.9	20	90.0		
	7331127	Denga Secondary	N	3	4	50.0			4	50.0	4	50.0	22	100.0	18	83.3	8	87.5	18	61.1	12	91.7	10	80.0	10	90.0		
	7354106	Denga Tshivhase Secondary	N	3	2	100.0	28	85.7	2	50.0	2	100.0	41	100.0	25	52.0	11	100.0	28	64.3	21	95.2	20	60.0	14	85.7		
	7354102	Dengenya Secondary	N	3	14	100.0	7	100.0	14	100.0	14	85.7	54	100.0	28	96.4	13	100.0	22	95.5	18	100.0	36	75.0	22	59.1		

District Name	Centre no	Centre name	Dinaledi	Quintile	Accounting		Agricultural Sciences		Business Studies		Economics		English (FAL)		Geography		History		Life Sciences		Mathematical Literacy		Mathematics		Physical Sciences			
					Wrote	% Achieved at 30% and above	Wrote	% Achieved at 30% and above	Wrote	% Achieved at 30% and above	Wrote	% Achieved at 30% and above	Wrote	% Achieved at 30% and above	Wrote	% Achieved at 30% and above	Wrote	% Achieved at 30% and above	Wrote	% Achieved at 30% and above	Wrote	% Achieved at 30% and above	Wrote	% Achieved at 30% and above	Wrote	% Achieved at 30% and above	Wrote	% Achieved at 30% and above
					VHEMBE	7361132	Dimani Agricultural High	Y	3			69	97.1					69	100.0	19	100.0			69	87.0			69
	7342101	Dimbanyika Secondary	N	3	16	62.5	23	100.0	16	37.5	20	70.0	57	100.0	18	94.4	15	100.0	37	89.2	19	94.7	38	57.9	22	90.9		
	7312102	Dlamani High	N	2	23	78.3	41	97.6	23	78.3	23	87.0	85	100.0	51	100.0	30	100.0	32	81.3	53	98.1	32	56.3	32	81.3		
	7322128	Dyelamanavha Secondary	N	1							13	100.0	16	100.0	16	100.0	3	100.0	16	87.5	11	100.0	5	80.0				
	7341102	Dzata Secondary	N	3	27	88.9	17	88.2	27	96.3	27	81.5	123	100.0	96	91.7	41	95.1	96	81.3	72	98.6	51	82.4	36	88.9		
	7322101	Dzimauli Secondary	N	2	11	63.6	19	100.0	11	63.6	11	63.6	38	97.4	27	96.3	4	100.0	27	92.6	33	100.0	5	100.0	4	100.0		
	7354104	Dzwaboni Secondary	N	3	8	100.0			8	87.5	8	100.0	44	100.0	36	80.6			36	88.9	32	100.0	12	8.3	6	100.0		
	7311103	E.P.P. Mhinga Secondary	N	3	128	97.7			97	96.9	97	95.9	267	100.0	132	98.5			148	97.3	55	90.9	212	80.7	148	85.1		
	7363142	Edison Nesengani Secondary	N	2	13	100.0			18	88.9	31	87.1	122	100.0	104	93.3	55	76.4	76	88.2	87	98.9	35	97.1	29	96.6		
	7343158	Elim High	N	3	10	100.0			10	60.0	10	100.0	74	100.0	64	92.2	34	94.1	64	76.6	43	97.7	31	80.6	30	83.3		
	7343137	Emmanuel Christian	N		14	100.0			23	95.7					27	100.0	17	100.0	18	100.0	23	100.0	18	88.9	14	100.0		
	7353105	Fhatuwani Secondary	N	1	6	100.0	10	100.0	8	87.5	7	100.0	29	100.0	12	100.0	7	42.9	23	73.9	10	100.0	19	89.5	14	92.9		
	7322102	Fhetani Secondary	N	1	3	66.7	16	75.0					33	100.0	30	96.7	6	100.0	33	87.9	19	89.5	14	78.6	11	100.0		
	7314153	France Sombhani Secondary	N	2	17	58.8			17	58.8	17	82.4	43	95.3	26	61.5	16	87.5	26	34.6	32	96.9	11	81.8	10	70.0		
	7342103	Frank Ravele Secondary	N	3	8	87.5	6	100.0	8	75.0	8	87.5	16	100.0	8	100.0	4	100.0	4	75.0	4	75.0	12	25.0	2	50.0		
	7355147	Frans Rasimphi Secondary	N	3	19	63.2	30	100.0	19	89.5	19	84.2	76	98.7	57	89.5	12	91.7	57	78.9	47	100.0	29	65.5	15	86.7		
	7315130	Funzwani Secondary	N	3	11	72.7			11	72.7	30	80.0	46	100.0	35	97.1	23	95.7	16	81.3	33	90.9	13	100.0	12	91.7		
	7342104	George Mbulaheni Secondary	N	3	15	93.3	38	97.4	15	66.7	15	100.0	99	99.0	84	96.4	9	100.0	70	78.6	60	98.3	39	59.0	24	95.8		
	7371134	George Mswazi High	N	3	10	80.0			15	53.3	29	86.2	29	100.0					19	84.2	21	95.2	8	75.0	14	57.1		
	7311128	George Sonto High	N	2	7	71.4	37	86.5	7	71.4	28	67.9	63	100.0	33	87.9			56	69.6	56	85.7	7	57.1	21	61.9		
	7312104	Gidjana Secondary	N	2	6	66.7	22	86.4	6	66.7	30	36.7	100	100.0	70	94.3	18	66.7	70	94.3	70	90.0	30	100.0	30	96.7		
	7351137	Gole Secondary	N	1			23	100.0					46	100.0	46	100.0	8	100.0	46	89.1	31	93.5	15	60.0	15	100.0		

District Name	Centre no	Centre name	Dinaledi	Quintile	Accounting		Agricultural Sciences		Business Studies		Economics		English (FAL)		Geography		History		Life Sciences		Mathematical Literacy		Mathematics		Physical Sciences			
					Wrote	% Achieved at 30% and above	Wrote	% Achieved at 30% and above	Wrote	% Achieved at 30% and above	Wrote	% Achieved at 30% and above	Wrote	% Achieved at 30% and above	Wrote	% Achieved at 30% and above	Wrote	% Achieved at 30% and above	Wrote	% Achieved at 30% and above	Wrote	% Achieved at 30% and above	Wrote	% Achieved at 30% and above	Wrote	% Achieved at 30% and above	Wrote	% Achieved at 30% and above
					VHEMBE	7342903	Gondolikhethwa Primary	N		15	100.0			20	100.0	20	100.0	54	100.0	34	100.0			22	100.0	17	100.0	37
	7312146	Govhu Junior Secondary	N	2	13	53.8	14	92.9	13	84.6	13	84.6	43	97.7	30	73.3			7	100.0	41	100.0	2	100.0	7	42.9		
	7352158	Gumani Technical High	N	3									35	100.0									35	57.1	35	65.7		
	7354107	Guvhukuvhu Secondary	N	3	4	50.0	15	86.7	4	25.0	4	100.0	46	100.0	42	83.3	12	25.0	42	66.7	12	83.3	34	47.1	15	86.7		
	7362143	Gwamasenga Secondary	N	3	10	100.0	19	78.9	10	100.0	10	100.0	63	100.0	53	90.6	22	100.0	53	66.0	48	95.8	15	60.0	12	58.3		
	7343155	H.S. Phillips Secondary	N	3	4	0.0			4	100.0	7	100.0	15	100.0	11	100.0	7	100.0	11	81.8	14	100.0	1	100.0	1	100.0		
	7351903	Haggai Private Combined	N		2	0.0			8	12.5	8	25.0	17	100.0	8	62.5			8	0.0	13	46.2	4	0.0	3	0.0		
	7322103	Hanyani Secondary	N	2	9	66.7	28	96.4			9	66.7	46	100.0	46	89.1	4	100.0	37	89.2	32	93.8	14	71.4	5	100.0		
	7371104	Hanyani Nkuzana High	N	3	54	35.2	52	84.6	54	55.6	54	64.8	109	100.0	24	62.5	3	33.3	55	78.2	68	83.8	43	55.8	33	54.5		
	7353141	Harmain Technical High	N		15	46.7	33	33.3	35	31.4	37	40.5	138	95.7	90	48.9	27	44.4	61	50.8	82	57.3	56	23.2	32	43.8		
	7342105	Hendric Nthambeleni Secondary	N	2			12	75.0					12	100.0	12	83.3			12	75.0	12	33.3						
	7311140	Hlaluko Secondary	N	2	14	100.0	41	68.3	14	78.6	14	71.4	66	100.0	46	93.5	6	16.7	52	61.5	41	85.4	25	40.0	11	90.9		
	7314105	Hlalukweni High	N	2	31	38.7	49	77.6	31	35.5	31	67.7	108	100.0	53	64.2	15	73.3	77	72.7	83	80.7	25	80.0	24	87.5		
	7371105	Hluvuka High	Y	3	141	80.1	91	92.3	95	71.6	127	74.8	289	100.0	99	94.9	41	85.4	120	94.2	74	95.9	215	58.1	120	87.5		
	7344138	Hoerskool Eric Louw High	N	5	16	87.5			38	97.4			17	100.0	25	100.0			37	100.0	36	100.0	24	79.2	13	100.0		
	7342106	Humbelani Secondary	N	3			23	78.3	8	25.0	8	25.0	70	100.0	62	85.5	17	94.1	62	75.8	25	76.0	45	44.4	22	86.4		
	7314106	Humula Secondary	N	1	10	10.0	26	46.2	30	66.7	20	25.0	72	100.0	62	59.7	10	50.0	52	46.2	51	70.6	21	23.8	6	16.7		
	7341107	Jack Lavhengwa Secondary	N	3			30	73.3					46	87.0	46	58.7	30	50.0	16	50.0	30	80.0	16	81.3	16	68.8		
	7371135	Jaji Secondary	N	2	5	40.0			9	44.4	14	71.4	19	100.0	14	64.3			10	90.0	14	92.9	5	60.0	5	20.0		
	7312154	Jilongo High	N	1	13	69.2	47	91.5	36	75.0	27	85.2	87	100.0	60	88.3			51	90.2	60	100.0	27	88.9	27	92.6		
	7313107	Jim Chavani High	N	2	7	100.0	35	100.0	62	48.4	62	71.0	154	100.0	92	98.9	35	97.1	57	98.2	90	98.9	64	76.6	57	93.0		
	7314108	Jim Yingwani High	N	2	10	80.0	43	41.9	10	70.0	10	80.0	53	98.1	31	58.1	8	100.0	25	44.0	45	55.6	8	62.5	4	100.0		

District Name	Centre no	Centre name	Dinaledi	Quintile	Accounting		Agricultural Sciences		Business Studies		Economics		English (FAL)		Geography		History		Life Sciences		Mathematical Literacy		Mathematics		Physical Sciences			
					Wrote	% Achieved at 30% and above	Wrote	% Achieved at 30% and above	Wrote	% Achieved at 30% and above	Wrote	% Achieved at 30% and above	Wrote	% Achieved at 30% and above	Wrote	% Achieved at 30% and above	Wrote	% Achieved at 30% and above	Wrote	% Achieved at 30% and above	Wrote	% Achieved at 30% and above	Wrote	% Achieved at 30% and above	Wrote	% Achieved at 30% and above	Wrote	% Achieved at 30% and above
					VHEMBE	7343108	Johannes Mulambilu Secondary	N	3	21	57.1	32	75.0	21	52.4	21	71.4	53	96.2	20	80.0			32	53.1	37	86.5	16
	7314143	Johannes Ramavhoya Secondary	N	2	9	77.8	9	88.9	9	33.3	9	44.4	22	100.0	13	92.3			13	92.3	14	100.0	8	25.0	4	50.0		
	7314112	John Mbhedlhe Secondary	N	2	20	75.0	23	56.5	20	75.0	20	80.0	65	100.0	22	95.5	23	82.6	22	86.4	23	78.3	42	33.3	22	81.8		
	7363172	John Mutheiwana Secondary	N	2			17	94.1					58	100.0	58	87.9	17	100.0	34	82.4	31	100.0	27	88.9	24	95.8		
	7355148	John Shavhani Secondary	N	3	1	100.0	10	50.0	1	100.0	11	36.4	11	81.8	10	50.0					11	72.7						
	7342109	Jonathan Mushaathama Secondary	N	3	17	76.5	22	77.3	17	47.1	17	70.6	72	100.0	38	97.4	22	100.0	26	80.8	41	92.7	31	71.0	25	80.0		
	7343148	Jonathan Thifulufhelwi Secondary	N	3	15	60.0	36	97.2	42	71.4	45	73.3	90	100.0	29	86.2	39	97.4	45	75.6	71	94.4	19	47.4	19	68.4		
	7363175	Julius Secondary	N	1	9	55.6			9	55.6	9	88.9	38	97.4	29	96.6	10	80.0	29	79.3	17	94.1	21	85.7	19	73.7		
	7355138	Khadzinge Secondary	N	3	6	0.0	23	91.3	6	0.0	38	55.3	38	97.4	32	93.8			9	66.7	38	73.7						
	7341110	Khakhu Secondary	N	3	8	87.5	6	83.3	8	75.0	8	87.5	36	100.0	22	59.1	6	66.7	28	57.1	6	50.0	30	23.3	22	72.7		
	7323104	Khangale Secondary	N	2			8	100.0			8	100.0	17	100.0	17	70.6	5	100.0	9	66.7	11	100.0	6	83.3	4	50.0		
	7314109	Khatisa Secondary	Y	1	36	63.9	20	85.0	39	64.1	53	73.6	109	100.0	50	94.0			73	75.3	33	84.8	76	64.5	56	87.5		
	7371107	Khomanani High	N	2	19	47.4	58	82.8	19	84.2	19	78.9	88	98.9	23	87.0	23	100.0	69	81.2	49	93.9	39	69.2	34	85.3		
	7364144	Khwara Secondary	N	1	10	50.0	35	91.4	10	40.0	13	61.5	48	100.0	16	93.8	21	100.0	22	95.5	29	89.7	19	68.4	17	100.0		
	7361133	Khwevha Commercial	N	3	180	88.3			180	84.4	180	88.9	180	99.4									180	33.9				
	7363145	Kolokoshani Combined	N	2	22	81.8	31	100.0	22	100.0	31	71.0	118	100.0	90	96.7	38	100.0	87	81.6	61	98.4	57	63.2	17	94.1		
	7342901	Konani Pfunzo	N		13	84.6			30	86.7	31	54.8	68	98.5	41	92.7			39	74.4	41	85.4	29	20.7	9	55.6		
	7345146	Kutama Secondary	Y	3	20	45.0	6	100.0	20	85.0	49	91.8	98	100.0	42	100.0	8	87.5	49	98.0	37	86.5	61	70.5	35	77.1		
	7343157	Lemana High	Y	3	51	70.6			28	82.1	28	78.6	166	100.0	115	96.5	22	86.4	138	89.1	33	100.0	133	74.4	116	66.4		
	7361136	Ligege Secondary	N	3	21	100.0	12	100.0	23	91.3	38	81.6	60	100.0	37	94.6	9	100.0	22	100.0	25	100.0	35	60.0	18	88.9		
	7353110	Liivha Combined	N	3	25	96.0			50	98.0	47	93.6	80	100.0	78	100.0			56	94.6			103	68.9	53	94.3		
	7315133	Limbedzi Secondary	N	1	6	100.0			6	66.7	14	100.0	18	100.0	12	100.0			12	66.7	10	100.0	8	50.0	4	100.0		
	7372127	Lishavhana Secondary	N	2	14	35.7	28	92.9	17	35.3	18	50.0	77	100.0	35	74.3	27	55.6	58	62.1	54	85.2	23	65.2	26	76.9		

District Name	Centre no	Centre name	Dinaledi	Quintile	Accounting		Agricultural Sciences		Business Studies		Economics		English (FAL)		Geography		History		Life Sciences		Mathematical Literacy		Mathematics		Physical Sciences			
					Wrote	% Achieved at 30% and above	Wrote	% Achieved at 30% and above	Wrote	% Achieved at 30% and above	Wrote	% Achieved at 30% and above	Wrote	% Achieved at 30% and above	Wrote	% Achieved at 30% and above	Wrote	% Achieved at 30% and above	Wrote	% Achieved at 30% and above	Wrote	% Achieved at 30% and above	Wrote	% Achieved at 30% and above	Wrote	% Achieved at 30% and above	Wrote	% Achieved at 30% and above
					VHEMBE	7343151	Litshovhu Secondary	Y	3	26	88.5	90	100.0	26	92.3	26	96.2	139	100.0	10	90.0	10	90.0	113	91.2	22	100.0	117
	7343136	Louis Trichardt Secondary	N	5	47	100.0			97	97.9	46	93.5	104	100.0	31	100.0			66	98.5	50	100.0	114	74.6	91	72.5		
	7343901	Lit Murunwa Private	N		8	75.0			24	87.5	39	53.8	59	100.0	38	94.7	42	61.9	35	91.4	43	97.7	31	83.9	24	75.0		
	7342111	Luatame Secondary	N	2	12	100.0	14	78.6	12	50.0	12	83.3	48	100.0	36	86.1	12	91.7	36	66.7	27	100.0	20	50.0	9	77.8		
	7321131	Lucas Ratshalingwa Secondary	N	3	10	100.0	18	100.0	10	40.0	10	90.0	30	100.0	11	90.9	2	100.0	20	95.0	21	100.0	9	100.0	9	100.0		
	7372109	Lumuka Secondary	N	1	12	83.3	13	84.6	12	58.3	12	83.3	29	100.0	17	88.2			17	76.5	23	95.7	6	83.3	4	50.0		
	7321132	Lunwanngwe Secondary	N	2	12	41.7			12	33.3	12	33.3	50	100.0	38	86.8	28	46.4	38	60.5	34	97.1	16	50.0	10	60.0		
	7355149	Luphai Secondary	N	2			54	90.7			10	80.0	65	100.0	55	100.0			65	58.5	54	98.1	11	81.8	11	81.8		
	7344112	Luswinzhe Secondary	N	1			7	100.0					7	100.0	7	100.0			7	100.0	7	100.0						
	7362169	Luvhavihai Secondary	N	3									11	100.0	11	81.8	11	72.7	11	72.7	6	83.3	5	0.0				
	7321125	Luvhengo Secondary	N	1	4	25.0	12	100.0	4	50.0	7	71.4	22	95.5	18	100.0			18	83.3	18	94.4	4	75.0	3	33.3		
	7345149	Luvhivhini Secondary	N	2			27	85.2	28	85.7	28	89.3	63	100.0	53	75.5	8	75.0	34	61.8	40	95.0	23	34.8	10	70.0		
	7362146	Lwamondo High	Y	2	44	100.0	26	100.0	44	100.0	44	93.2	128	100.0	84	98.8	10	100.0	84	95.2	56	100.0	72	91.7	48	100.0		
	7361135	Lwandani Secondary	N	2			16	75.0					63	98.4	63	68.3			63	66.7	47	91.5	16	62.5	17	70.6		
	7322127	Lwaphungu Secondary	N	2	11	90.9	19	100.0	11	100.0	18	100.0	30	100.0	11	36.4			12	100.0	21	100.0	9	77.8	8	75.0		
	7363147	Lwenzhe Secondary	N	1			11	81.8					24	100.0	24	100.0	7	100.0	24	83.3	19	94.7	5	100.0	3	100.0		
	7313137	Madadzhe Secondary	N	2	4	75.0	16	93.8	4	0.0	15	66.7	38	97.4	34	73.5	11	54.5	23	69.6	17	58.8	20	30.0	7	85.7		
	7345191	Madaheni Combined	N	3			12	83.3					36	100.0	36	97.2	17	82.4	24	83.3	17	100.0	19	57.9	19	78.9		
	7312110	Madonsi High	N	1			22	95.5			3	66.7	23	87.0	23	91.3			20	65.0	19	100.0	4	0.0	1	100.0		
	7313102	Madzikuse	N	2	9	55.6	16	100.0	9	77.8	9	77.8	25	100.0					16	100.0	8	100.0	17	94.1	16	62.5		
	7361137	Magalannngwe Secondary	N	2									22	100.0	22	77.3	7	85.7	13	69.2	16	87.5	6	83.3	6	66.7		
	7345168	Magoni Secondary	N	2	27	40.7			37	78.4	27	44.4	37	100.0					10	80.0	21	85.7	15	60.0	10	70.0		
	7371110	Mahatlani Wayeni Secondary	N	2	16	43.8	17	70.6	16	75.0	16	68.8	33	100.0	9	66.7	8	100.0	9	100.0	20	90.0	13	15.4	8	62.5		
	7373125	Mahlori High	N	2	16	6.3	58	41.4	16	6.3	16	18.8	75	98.7	39	17.9	38	50.0	21	76.2	54	72.2	21	52.4	21	57.1		

District Name	Centre no	Centre name	Dinaledi	Quintile	Accounting		Agricultural Sciences		Business Studies		Economics		English (FAL)		Geography		History		Life Sciences		Mathematical Literacy		Mathematics		Physical Sciences			
					Wrote	% Achieved at 30% and above	Wrote	% Achieved at 30% and above	Wrote	% Achieved at 30% and above	Wrote	% Achieved at 30% and above	Wrote	% Achieved at 30% and above	Wrote	% Achieved at 30% and above	Wrote	% Achieved at 30% and above	Wrote	% Achieved at 30% and above	Wrote	% Achieved at 30% and above	Wrote	% Achieved at 30% and above	Wrote	% Achieved at 30% and above	Wrote	% Achieved at 30% and above
					VHEMBE	7343902	Mahonisi Learning Centre	N		7	100.0			7	100.0	7	100.0	28	100.0	21	100.0	9	100.0	21	81.0	16	100.0	12
	7311144	Mahunsi Secondary	N	2			46	56.5	23	39.1	23	65.2	75	98.7	20	70.0	33	60.6	19	78.9	64	75.0	11	90.9	6	100.0		
	7331141	Mainganya Secondary	N	2	8	87.5	1	100.0	8	87.5	8	87.5	20	100.0	12	100.0	2	100.0	12	100.0	10	100.0	10	50.0	9	77.8		
	7361149	Makakavhale Secondary	N	2	32	21.9	27	92.6	32	65.6	32	75.0	90	100.0	58	81.0			58	74.1	50	86.0	40	42.5	31	77.4		
	7343191	Makhado Comprehensive	N	4	25	68.0			25	92.0	24	87.5	88	100.0	97	95.9	26	96.2	98	88.8	36	97.2	87	67.8	72	87.5		
	7323105	Makuya Secondary	N	2	19	94.7	13	84.6	30	76.7	21	90.5	43	100.0	24	66.7	7	100.0	9	66.7	22	100.0	21	66.7	6	66.7		
	7311111	Malamulele Secondary	N	2	10	80.0			21	47.6	19	89.5	89	100.0	67	79.1	15	40.0	31	83.9	50	88.0	38	55.3	31	71.0		
	7324106	Malilele Secondary	N	2	23	43.5			24	33.3	35	77.1	50	98.0	26	100.0	2	100.0	27	74.1	27	88.9	23	52.2	13	69.2		
	7363156	Malinga Wilson Secondary	N	2	34	94.1	32	93.8	34	94.1	34	85.3	86	100.0	20	95.0	20	65.0	52	86.5	20	100.0	66	66.7	32	56.3		
	7372129	Malovhana Secondary	N	2					4	100.0			4	100.0	4	100.0							4	100.0	4	25.0		
	7343162	Maluta Junior Secondary	N	3			37	97.3	16	81.3	16	87.5	53	100.0	34	76.5			37	89.2	35	91.4	18	77.8	19	89.5		
	7324107	Mamphodo Secondary	N	2									29	100.0	29	75.9	23	65.2	29	44.8	27	88.9	2	50.0	6	16.7		
	7344113	Mamvuka Secondary	N	2			38	100.0					48	100.0	36	91.7	10	100.0	48	72.9	36	97.2	12	91.7	12	83.3		
	7345150	Maneledzi Secondary	Y	3	40	92.5	25	100.0	78	78.2	40	95.0	132	100.0	67	76.1	38	42.1	54	88.9	41	97.6	91	56.0	54	70.4		
	7371113	Marholeni High	N	2	63	17.5	33	57.6	60	18.3	60	31.7	117	99.1	54	72.2	2	100.0	56	62.5	96	91.7	21	71.4	21	85.7		
	7373112	Marhorhwani-Malali High	N	3	14	71.4	24	95.8	14	64.3	14	78.6	43	100.0	22	86.4	6	83.3	16	81.3	29	100.0	14	92.9	12	83.3		
	7372111	Marimane High	N	2	9	33.3	16	100.0	9	66.7	9	88.9	72	100.0	63	98.4	7	100.0	63	90.5	43	97.7	29	82.8	27	74.1		
	7353161	Marude Secondary	N	3	80	85.0	16	100.0	85	89.4	77	87.0	216	100.0	101	96.0			117	94.9			216	63.4	130	86.2		
	7343174	Masedi Combined	N	3	17	35.3	31	64.5	17	58.8	16	43.8	69	98.6	52	61.5	31	51.6	22	90.9	50	86.0	19	57.9	20	40.0		
	7344114	Masereni Secondary	N	2							14	100.0	14	100.0	14	100.0			14	78.6	6	100.0	8	37.5				
	7372114	Masiza High	N	3	52	71.2	49	89.8	52	61.5	52	73.1	118	99.2	17	88.2	17	100.0	66	80.3	72	98.6	46	52.2	49	55.1		
	7362150	Maswie Secondary	N	2			13	92.3					32	100.0	32	100.0	16	81.3	13	92.3	25	84.0	7	71.4	3	100.0		
	7324108	Matavhela Secondary	N	2	33	84.8			66	68.2	118	83.9	200	100.0	117	90.6	34	97.1	117	88.9	98	94.9	102	54.9	48	93.8		
	7343115	Mathede Secondary	N	2	7	57.1	8	62.5	7	100.0	7	85.7	21	100.0	14	71.4			14	64.3	15	86.7	6	50.0	6	83.3		

District Name	Centre no	Centre name	Dinaledi	Quintile	Accounting		Agricultural Sciences		Business Studies		Economics		English (FAL)		Geography		History		Life Sciences		Mathematical Literacy		Mathematics		Physical Sciences			
					Wrote	% Achieved at 30% and above	Wrote	% Achieved at 30% and above	Wrote	% Achieved at 30% and above	Wrote	% Achieved at 30% and above	Wrote	% Achieved at 30% and above	Wrote	% Achieved at 30% and above	Wrote	% Achieved at 30% and above	Wrote	% Achieved at 30% and above	Wrote	% Achieved at 30% and above	Wrote	% Achieved at 30% and above	Wrote	% Achieved at 30% and above	Wrote	% Achieved at 30% and above
					VHEMBE	7312152	Matimba Junior Secondary	N	2	7	85.7	15	80.0	22	54.5	22	40.9	45	100.0	8	87.5	16	75.0	7	100.0	38	52.6	7
	7363151	Matodzi Secondary	N	2	7	42.9			7	57.1	12	100.0	17	100.0	10	90.0			10	60.0	9	100.0	8	87.5	5	100.0		
	7362152	Mavhungu Andries Secondary	N	2	15	60.0	17	100.0	15	80.0	15	73.3	48	100.0	16	56.3	16	68.8	17	94.1	25	80.0	23	82.6	17	100.0		
	7311141	Mbhanyele Secondary	N	2	13	61.5	50	100.0	13	69.2	13	53.8	97	100.0	43	97.7	31	93.5	70	90.0	61	91.8	36	91.7	44	70.5		
	7354114	Mbilwi Secondary	Y	4								472	100.0	478	100.0				478	99.0			478	99.6	478	98.1		
	7371115	Mhelembe High	N	2							20	85.0	25	100.0	25	60.0			25	64.0	20	100.0	5	80.0	5	80.0		
	7343190	Michael Denga Ramabulana Secondary	N	2	43	72.1	24	50.0	43	62.8	44	75.0	85	100.0	41	78.0	25	96.0	18	88.9	67	82.1	18	88.9	17	64.7		
	7315134	Milton M.P. Fumedzeni Secondary	Y	2	43	93.0			57	80.7	67	86.6	126	100.0	70	94.3	3	66.7	69	78.3	14	92.9	112	56.3	69	71.0		
	7341175	Miryavhavha Tec Secondary	N	2								53	100.0							25	100.0	28	89.3	53	35.8			
	7345147	Mmilige Secondary	N	2	10	60.0	5	100.0	10	70.0	10	60.0	23	100.0	13	92.3	3	33.3	10	100.0	3	100.0	20	45.0	8	87.5		
	7344140	Mopane Intermediate	N	2	18	100.0	57	98.2	29	96.6	38	97.4	76	100.0					47	95.7			76	61.8	35	100.0		
	7314138	Movhe Secondary	N	1	5	40.0			15	33.3	13	61.5	29	96.6	24	62.5			16	50.0	14	92.9	14	21.4	14	42.9		
	7315135	Mpandeli Secondary	Y	2	124	45.2	33	81.8	124	63.7	124	51.6	213	100.0	89	95.5	10	60.0	89	65.2	86	68.6	127	30.7	46	80.4		
	7353142	Mpfariseni Secondary	N	1	8	100.0	8	87.5	12	41.7	12	83.3	31	100.0	15	93.3	13	69.2	19	78.9	24	91.7	7	42.9	6	50.0		
	7321134	Mphalaleni Secondary	N	2	34	100.0	18	94.4	31	83.9	31	77.4	142	100.0	90	93.3	34	76.5	94	83.0	39	97.4	103	71.8	77	85.7		
	7314113	Mphambo High	N	2	33	30.3	79	65.8	33	54.5	33	60.6	134	99.3	58	79.3	43	53.5	101	46.5	107	72.0	27	66.7	22	63.6		
	7354116	Mphaphuli Secondary	Y	3	50	100.0			61	91.8	61	85.2	215	100.0	144	99.3			135	96.3			215	50.7	133	80.5		
	7341116	Mphephu High	N	2	13	76.9	25	88.0	13	61.5	13	61.5	84	100.0	71	71.8	24	87.5	71	46.5	66	89.4	18	33.3	16	56.3		
	7371116	Msengi Senior Secondary	N	2	14	57.1	84	77.4	15	66.7	15	60.0	99	99.0	21	61.9	13	53.8	84	61.9	48	93.8	51	39.2	50	60.0		
	7312114	Mtiti Secondary	N	2	10	80.0	17	100.0	10	80.0	10	90.0	41	100.0	21	100.0	10	100.0	14	100.0	27	92.6	14	64.3	14	100.0		
	7323109	Mubalanganyi Secondary	N	2	6	100.0			9	100.0	15	100.0	31	100.0	25	100.0	3	100.0	22	95.5	22	100.0	9	55.6	13	76.9		
	7344117	Mudimeli Secondary	N	2	9	55.6							33	100.0	33	78.8	18	55.6	33	54.5	27	100.0	6	100.0	6	66.7		

District Name	Centre no	Centre name	Dinaledi	Quintile	Accounting		Agricultural Sciences		Business Studies		Economics		English (FAL)		Geography		History		Life Sciences		Mathematical Literacy		Mathematics		Physical Sciences			
					Wrote	% Achieved at 30% and above	Wrote	% Achieved at 30% and above	Wrote	% Achieved at 30% and above	Wrote	% Achieved at 30% and above	Wrote	% Achieved at 30% and above	Wrote	% Achieved at 30% and above	Wrote	% Achieved at 30% and above	Wrote	% Achieved at 30% and above	Wrote	% Achieved at 30% and above	Wrote	% Achieved at 30% and above	Wrote	% Achieved at 30% and above	Wrote	% Achieved at 30% and above
					VHEMBE	7364153	Mudinane Secondary	N	2	7	100.0	8	100.0	7	100.0	7	100.0	45	100.0	39	100.0	24	87.5	31	54.8	29	96.6	17
	7355164	Muelekanyi Tshivhase Technology	N	2	4	50.0	9	100.0	4	100.0	4	75.0	13	100.0	9	100.0			9	77.8	13	100.0						
	7363171	Mugoidwa Secondary	N	2	13	100.0			13	84.6	13	92.3	49	100.0	36	91.7	21	95.2	36	88.9	25	100.0	25	100.0	15	100.0		
	7352150	Muhanelwa Secondary	N	2							16	56.3	27	100.0	27	44.4	15	66.7	12	91.7	16	93.8	11	45.5	11	72.7		
	7355144	Muhuyuwathomba Secondary	N	2	23	82.6	8	100.0	23	91.3	23	95.7	70	100.0	47	100.0	11	100.0	47	91.5	42	100.0	28	85.7	28	100.0		
	7351117	Mukhwantheli Secondary	N	1			59	83.1					124	100.0	124	78.2	44	86.4	80	73.8	73	91.8	51	51.0	39	59.0		
	7352151	Mukula High	N	2	12	33.3	10	90.0	12	25.0	15	66.7	58	100.0	46	82.6			46	87.0	25	88.0	33	51.5	33	66.7		
	7352163	Mukula Intergrated	N		15	80.0	30	70.0	43	55.8	55	52.7	142	98.6	86	81.4			90	63.3	93	87.1	49	57.1	39	53.8		
	7342118	Mulenga Secondary	N	2	12	75.0	37	89.2	12	75.0	12	66.7	101	100.0	89	85.4	22	72.7	89	75.3	62	93.5	38	81.6	30	86.7		
	7331130	Mulima Secondary	N	2	14	21.4	8	75.0	14	57.1	14	64.3	47	100.0	33	97.0	9	88.9	25	100.0	27	88.9	20	60.0	24	70.8		
	7341119	Mushaathoni Secondary	N	2	15	26.7	19	47.4	15	33.3	15	66.7	80	96.3	65	36.9	10	60.0	30	53.3	64	68.8	16	43.8	11	63.6		
	7344139	Musina Secondary	N	3	46	47.8			46	89.1	46	89.1	157	100.0	111	78.4	66	92.4	110	56.4	104	96.2	52	38.5	45	48.9		
	7361139	Muthamaro Secondary	N	2			12	41.7			11	72.7	26	100.0	14	92.9	21	57.1	15	46.7	21	81.0	5	40.0	5	40.0		
	7343193	Muthuhadini Primary	N	2	7	85.7	42	83.3	7	100.0	7	100.0	82	100.0	75	85.3			75	80.0	48	95.8	34	97.1	33	100.0		
	7363154	Muthurwana Secondary	N	2	15	80.0	27	92.6	15	60.0	15	53.3	51	100.0	36	97.2			36	69.4	33	100.0	18	72.2	9	55.6		
	7321133	Mutshutshu Secondary	N	2	19	73.7	40	95.0	19	47.4	19	84.2	62	100.0	33	51.5	3	33.3	43	93.0	46	93.5	16	81.3	10	100.0		
	7351119	Muvhavha Secondary	N	2	10	10.0	23	91.3	10	70.0	11	72.7	39	100.0	6	100.0	13	100.0	28	67.9	22	100.0	17	47.1	16	93.8		
	7331133	Namadzavho Secondary	N	2	9	100.0			16	100.0	9	100.0	16	100.0	7	100.0			7	100.0	14	100.0	2	100.0				
	7361155	Ndaedzo Secondary	N	2	18	100.0	22	100.0	18	94.4	23	91.3	70	100.0	47	97.9	23	95.7	30	96.7	60	100.0	10	100.0	7	100.0		
	7372130	Ndalamo Secondary	N	2									31	100.0	31	87.1	22	59.1	31	41.9	22	77.3	9	66.7	9	55.6		
	7323110	Ndarien Secondary	N	1	13	46.2	27	81.5	13	46.2	22	59.1	45	88.9	32	87.5	11	100.0	12	100.0	35	85.7	10	20.0	5	100.0		
	7311142	New Era	N		40	92.5	72	93.1	102	88.2	90	66.7	265	96.6	178	85.4	29	44.8	163	98.2	175	61.1	94	47.9	121	93.4		
	7352164	New Generation Girls Academy	N										48	100.0	48	93.8			48	95.8			48	41.7	48	93.8		

District Name	Centre no	Centre name	Dinaledi	Quintile	Accounting		Agricultural Sciences		Business Studies		Economics		English (FAL)		Geography		History		Life Sciences		Mathematical Literacy		Mathematics		Physical Sciences			
					Wrote	% Achieved at 30% and above	Wrote	% Achieved at 30% and above	Wrote	% Achieved at 30% and above	Wrote	% Achieved at 30% and above	Wrote	% Achieved at 30% and above	Wrote	% Achieved at 30% and above	Wrote	% Achieved at 30% and above	Wrote	% Achieved at 30% and above	Wrote	% Achieved at 30% and above	Wrote	% Achieved at 30% and above	Wrote	% Achieved at 30% and above	Wrote	% Achieved at 30% and above
					VHEMBE	7312115	Nghezimani High	N	2			52	53.8	43	46.5	43	51.2	66	86.4	14	78.6	14	71.4	23	60.9	57	68.4	9
	7314156	Ngula Secondary	N	2	3	33.3	10	50.0	3	66.7	3	100.0	16	100.0	13	92.3	10	90.0	3	66.7	13	92.3	3	100.0	3	100.0		
	7322111	Niani Secondary	N	2	19	94.7	20	80.0	19	47.4	19	78.9	39	100.0	13	92.3	4	100.0	16	68.8	27	100.0	12	66.7	7	100.0		
	7311116	Nkatini High	N	2	3	33.3	16	56.3	23	30.4	13	69.2	29	100.0	4	25.0	11	18.2	11	45.5	23	87.0	6	66.7	6	16.7		
	7341120	Nkoneni Secondary	N	2									19	100.0	19	89.5	6	83.3	19	84.2			19	63.2	13	61.5		
	7362168	Ndamuleleni Secondary	N	2	25	96.0			25	100.0	25	96.0	89	100.0	64	98.4	33	100.0	64	90.6	33	100.0	56	33.9	31	80.6		
	7341121	Nnditsheni Secondary	N	1	9	55.6	7	100.0	9	33.3	9	66.7	32	100.0	23	91.3			23	91.3	13	84.6	19	21.1	16	56.3		
	7341122	Nndwelweni Secondary	N	2	13	100.0			13	100.0	13	92.3	30	100.0	17	100.0			17	100.0			30	90.0	17	100.0		
	7342123	Nngweni Secondary	Y	3	32	84.4	27	100.0	32	75.0	32	81.3	167	100.0	136	93.4	25	80.0	126	93.7	24	95.8	144	57.6	83	77.1		
	7315136	Ntevhedzeni Secondary	N	2	4	75.0			6	66.7	6	66.7	7	100.0	3	33.3			1	0.0	6	66.7	1	100.0	1	0.0		
	7354140	Nthetsheseleni Secondary	N	3	21	71.4	31	87.1	21	47.6	21	90.5	76	100.0	55	87.3	10	50.0	36	88.9	66	81.8	10	60.0	5	80.0		
	7312117	Ntlhaveni High	N	2			45	77.8	10	80.0	10	60.0	54	96.3	31	90.3	22	86.4	9	77.8	45	75.6	9	77.8	9	77.8		
	7315131	Ntodeni Secondary	N	2	7	85.7			7	71.4	16	100.0	30	100.0	23	100.0			23	95.7	16	93.8	14	71.4	14	92.9		
	7311150	Ntsako Secondary	N	1	9	11.1			52	36.5	9	33.3	67	100.0	58	36.2	31	38.7	27	33.3	54	50.0	13	46.2	15	46.7		
	7315151	Ntsendzeni Secondary	N	2	21	71.4	23	91.3	21	71.4	21	85.7	51	100.0	30	70.0			30	83.3	42	88.1	9	55.6	7	100.0		
	7373118	Nwamalobye High	N	3	1	100.0	23	65.2	12	16.7	12	41.7	52	100.0	40	75.0	24	54.2	16	75.0	43	81.4	9	55.6	4	75.0		
	7313118	Nwanati High	N	1	12	75.0	23	30.4	75	28.0	12	75.0	167	98.8	91	76.9	66	84.8	75	52.0	109	74.3	58	46.6	46	78.3		
	7363155	Nwaridi Secondary	N	2	16	68.8	18	100.0	16	68.8	16	75.0	59	100.0	25	100.0	25	100.0	43	72.1	38	100.0	21	76.2	18	66.7		
	7323129	Nyadzani Secondary	N	2	7	71.4			7	71.4	10	90.0	18	100.0	11	100.0	5	100.0	11	100.0	7	85.7	11	63.6	3	100.0		
	7364131	Ongedacht Secondary	N	2	11	81.8	29	69.0	11	63.6	11	45.5	46	97.8	35	80.0			35	45.7	39	87.2	7	71.4	6	100.0		
	7343142	Ozias Davhana Secondary	N	3	25	92.0	29	96.6	25	88.0	25	92.0	107	100.0	82	97.6	57	98.2	46	78.3	79	96.2	28	60.7	25	92.0		
	7311119	P.P. Hlungwani High	N	1	14	57.1	83	91.6	14	92.9	14	85.7	110	100.0	96	93.8	33	93.9	63	95.2	97	99.0	13	76.9	13	92.3		
	7342904	Paradise Maname Comb.Independent	N										10	100.0	10	100.0			10	90.0			10	100.0	10	40.0		
	7342124	Patrick Ramaano Secondary	Y	2	96	97.9	32	96.9	96	90.6	96	94.8	297	100.0	201	95.0	64	92.2	178	84.8	169	99.4	128	93.0	105	97.1		

District Name	Centre no	Centre name	Dinaledi	Quintile	Accounting		Agricultural Sciences		Business Studies		Economics		English (FAL)		Geography		History		Life Sciences		Mathematical Literacy		Mathematics		Physical Sciences			
					Wrote	% Achieved at 30% and above	Wrote	% Achieved at 30% and above	Wrote	% Achieved at 30% and above	Wrote	% Achieved at 30% and above	Wrote	% Achieved at 30% and above	Wrote	% Achieved at 30% and above	Wrote	% Achieved at 30% and above	Wrote	% Achieved at 30% and above	Wrote	% Achieved at 30% and above	Wrote	% Achieved at 30% and above	Wrote	% Achieved at 30% and above	Wrote	% Achieved at 30% and above
					VHEMBE	7312139	Peninghotsa High	N	2			28	100.0	30	96.7	31	100.0	35	100.0	7	100.0			5	100.0	32	96.9	3
	7354120	Phaswana Secondary	N	3	34	76.5	3	100.0	34	55.9	34	82.4	61	100.0	27	100.0	15	93.3	12	100.0	15	100.0	46	28.3	9	100.0		
	7341125	Phiriphiri Secondary	N	2	18	100.0			18	88.9	29	86.2	64	100.0	46	100.0	11	100.0	35	97.1	18	100.0	46	93.5	35	100.0		
	7324112	Phophi Secondary	N	2									18	100.0	18	100.0	3	100.0	18	100.0	10	100.0	8	87.5	8	87.5		
	7314120	Photani Secondary	N	2	9	88.9	53	66.0	9	88.9	9	66.7	102	100.0	79	88.6	20	95.0	56	73.2	68	91.2	34	55.9	49	75.5		
	7364157	Radzambo Secondary	N	2			9	88.9	6	83.3			15	100.0	15	100.0			15	80.0			15	6.7				
	7354139	Ralson Tshinane Secondary	N	2	13	100.0	35	82.9	32	78.1	44	77.3	118	100.0	86	74.4	17	52.9	43	74.4	101	87.1	16	75.0	14	78.6		
	7372131	Raluombe Secondary	N	2	9	44.4	15	53.3	10	60.0	10	60.0	44	100.0	34	52.9	6	100.0	34	50.0	32	87.5	12	83.3	9	100.0		
	7354121	Raluswielo Secondary	N	3	17	70.6	18	88.9	17	64.7	17	82.4	47	100.0	30	90.0	5	80.0	30	70.0	34	85.3	13	53.8	7	85.7		
	7352154	Raluvhimba Secondary	N	2	8	87.5	12	50.0	8	75.0	8	87.5	40	100.0	20	90.0	22	40.9	32	62.5	19	73.7	21	28.6	10	70.0		
	7344126	Ramabulana Secondary	N	2	14	92.9			14	92.9	14	100.0	21	100.0	7	85.7	7	100.0	7	14.3	7	85.7	14	35.7				
	7341127	Ramashia Secondary	N	2	16	100.0	20	100.0	16	81.3	16	87.5	50	100.0	34	94.1			34	73.5	20	100.0	30	56.7	14	71.4		
	7364156	Ramauba Secondary	N	2	9	55.6	22	86.4	9	33.3	9	77.8	46	100.0	37	97.3	18	100.0	19	84.2	29	93.1	17	82.4	15	93.3		
	7324113	Rambuda Secondary	N	2	8	100.0	16	100.0	8	87.5	8	87.5	32	100.0	24	100.0			24	79.2	22	100.0	10	90.0	8	87.5		
	7355143	Ramugondo Secondary	N	2	7	57.1	12	100.0	7	71.4	8	100.0	30	100.0	23	100.0			23	73.9	16	100.0	14	57.1	10	60.0		
	7315129	Ranndogwana Secondary	N	1	24	83.3			24	91.7	28	85.7	36	100.0	12	100.0	9	100.0	8	50.0	24	87.5	12	58.3	3	66.7		
	7331142	Rasila Secondary	N	2	9	77.8			9	88.9	9	88.9	27	100.0	18	77.8	8	75.0	18	55.6	17	100.0	10	40.0	10	90.0		
	7322114	Ratshibvumo Secondary	N	2	29	31.0	26	73.1	29	79.3	29	93.1	73	97.3	44	52.3			44	61.4	66	89.4	7	100.0	7	100.0		
	7363158	Ratshikwekwete Secondary	N	2	10	60.0	37	83.8	11	63.6	11	90.9	56	100.0	37	91.9	28	67.9	17	94.1	30	90.0	26	53.8	17	82.4		
	7324115	Ratshilumela Secondary	N	2	8	100.0	12	91.7	8	87.5	13	100.0	34	100.0	21	95.2	2	100.0	26	65.4	14	100.0	20	60.0	12	66.7		
	7322116	Ratshisase Secondary	N	2	23	82.6	32	87.5	23	73.9	23	78.3	92	100.0	57	87.7	9	88.9	57	75.4	40	92.5	51	62.7	28	89.3		
	7343134	Ravhuhali Secondary	N	2			27	100.0					30	100.0	30	83.3			30	50.0	24	79.2	6	50.0	3	66.7		
	7314157	Rhabela Secondary	N	2	7	42.9	8	87.5	7	85.7	7	85.7	18	94.4	6	100.0			11	90.9	9	88.9	9	33.3	8	75.0		

District Name	Centre no	Centre name	Dinaledi	Quintile	Accounting		Agricultural Sciences		Business Studies		Economics		English (FAL)		Geography		History		Life Sciences		Mathematical Literacy		Mathematics		Physical Sciences			
					Wrote	% Achieved at 30% and above	Wrote	% Achieved at 30% and above	Wrote	% Achieved at 30% and above	Wrote	% Achieved at 30% and above	Wrote	% Achieved at 30% and above	Wrote	% Achieved at 30% and above	Wrote	% Achieved at 30% and above	Wrote	% Achieved at 30% and above	Wrote	% Achieved at 30% and above	Wrote	% Achieved at 30% and above	Wrote	% Achieved at 30% and above	Wrote	% Achieved at 30% and above
					VHEMBE	7313121	Ripambeta High	N	2	28	57.1	63	73.0	28	53.6	50	64.0	124	98.4	74	55.4	74	51.4	20	75.0	74	85.1	50
	7343192	Rivoni School For The Blind	N						10	90.0	10	60.0	10	100.0			10	90.0			10	30.0						
	7343159	Rivubye High	N	2	23	65.2	4	50.0	23	69.6	23	69.6	84	100.0	61	75.4	27	74.1	49	79.6	58	74.1	26	53.8	26	69.2		
	7324117	Robert Mbulungeni Secondary	N	3	2	0.0			7	71.4	20	85.0	26	100.0	19	94.7			9	66.7	23	87.0	3	100.0	6	33.3		
	7371121	Russel Bungeni High	N	2	23	56.5	61	90.2	23	60.9	42	69.0	103	100.0	19	73.7	19	63.2	61	85.2	34	82.4	68	33.8	61	60.7		
	7351122	Sam Mavhina Secondary	N	2	5	60.0	19	78.9	5	80.0	5	60.0	35	100.0	30	76.7	10	90.0	20	65.0	10	90.0	25	32.0	11	45.5		
	7353160	Sasa	N		3	66.7	15	80.0	10	60.0	10	50.0	37	100.0	31	87.1			35	62.9	15	93.3	29	31.0	28	39.3		
	7361134	Shayandima Secondary	N	3	22	90.9	23	100.0	22	90.9	22	81.8	77	100.0	32	65.6	8	100.0	36	97.2	40	97.5	37	59.5	36	86.1		
	7314126	Shigamani High	N	2					38	42.1	31	77.4	49	100.0	49	77.6			18	83.3	34	91.2	15	86.7	11	90.9		
	7313122	Shikundu High	N	2	13	53.8	48	77.1	17	94.1	17	94.1	81	98.8	59	84.7	35	82.9	29	86.2	54	94.4	27	37.0	20	65.0		
	7372122	Shinguwa High	N	2	5	100.0	29	75.9	16	68.8	16	87.5	64	100.0	59	83.1	4	100.0	48	70.8	33	93.9	31	41.9	15	73.3		
	7311123	Shingwedzi Secondary	N	3	21	52.4	53	75.5	67	32.8	67	52.2	187	98.9	55	80.0	37	70.3	83	74.7	111	65.8	76	47.4	80	68.8		
	7311124	Shirilele Secondary	N	2	12	58.3	86	68.6	12	58.3	12	58.3	118	100.0	60	61.7	47	87.2	106	63.2	93	90.3	24	70.8	19	68.4		
	7312125	Shitthagoma Secondary	N	2			25	72.0	22	36.4	14	57.1	51	100.0	37	86.5	24	100.0	11	54.5	46	82.6	5	40.0	5	60.0		
	7362159	Shondoni Secondary	N	2	15	46.7			15	73.3	15	66.7	28	100.0	13	61.5	7	28.6	13	46.2	20	100.0	8	87.5	6	66.7		
	7352155	Silemale Secondary	N	2	13	76.9	26	96.2	13	38.5	28	64.3	89	100.0	61	91.8	13	69.2	61	82.0	64	95.3	24	70.8	22	54.5		
	7345145	Sinthumule Secondary	N	2	44	79.5	21	95.2	44	81.8	58	86.2	156	100.0	85	91.8	16	87.5	59	98.3	71	91.5	85	77.6	59	91.5		
	7343144	Sinugani Secondary	N	2	6	100.0	25	68.0	6	83.3	6	100.0	37	97.3	23	39.1	6	83.3	30	33.3	23	91.3	14	64.3	8	62.5		
	7343128	Solomon Maelula Secondary	N	2	7	100.0	26	88.5	7	85.7	7	100.0	50	100.0	43	72.1			43	65.1	25	84.0	25	52.0	17	64.7		
	7324138	St. Augustine Residential	N		16	100.0			13	92.3	13	100.0	32	100.0	16	100.0			19	100.0			32	78.1	19	94.7		
	7345192	Sukumani-Kundani Secondary	N	2	7	57.1			7	71.4	7	71.4	16	100.0	9	88.9			9	77.8			16	37.5	9	22.2		
	7323118	Sumbana Secondary	N	1	6	100.0	8	87.5	6	83.3	14	92.9	22	100.0	8	100.0	8	100.0	8	87.5	8	100.0	14	64.3	8	75.0		

District Name	Centre no	Centre name	Dinaledi	Quintile	Accounting		Agricultural Sciences		Business Studies		Economics		English (FAL)		Geography		History		Life Sciences		Mathematical Literacy		Mathematics		Physical Sciences			
					Wrote	% Achieved at 30% and above	Wrote	% Achieved at 30% and above	Wrote	% Achieved at 30% and above	Wrote	% Achieved at 30% and above	Wrote	% Achieved at 30% and above	Wrote	% Achieved at 30% and above	Wrote	% Achieved at 30% and above	Wrote	% Achieved at 30% and above	Wrote	% Achieved at 30% and above	Wrote	% Achieved at 30% and above	Wrote	% Achieved at 30% and above	Wrote	% Achieved at 30% and above
					VHEMBE	7345143	Swobani Secondary	N	2	6	50.0			11	27.3	6	83.3	13	100.0	5	40.0	2	100.0	7	28.6	11	100.0	2
	7345140	Swongozwi Secondary	N	2					7	71.4	7	71.4	31	100.0	31	83.9	19	68.4	24	83.3	26	100.0	5	100.0	5	100.0		
	7361140	Thambatshira Secondary	N	2			14	78.6					31	100.0	31	80.6	17	58.8	11	72.7	26	92.3	5	20.0				
	7311156	Thambisa Secondary	N	2	14	57.1	18	27.8	32	53.1	32	62.5	48	100.0	16	25.0			16	50.0	29	75.9	19	26.3	16	18.8		
	7351126	Thase Secondary	N	1			28	85.7					58	100.0	58	93.1			58	81.0	28	96.4	30	93.3	30	86.7		
	7321135	Thathe Secondary	N	2	10	70.0	4	75.0	10	60.0	10	80.0	21	95.2	11	90.9			7	57.1	10	100.0	11	36.4	11	63.6		
	7324119	Thengwe Secondary	Y	3	109	97.2			69	91.3	76	94.7	343	100.0	215	99.5	33	100.0	251	96.4	53	100.0	290	96.6	238	99.6		
	7371901	Theocentric Christian College	N		3	66.7			3	66.7	4	75.0	8	100.0	5	100.0	1	100.0	4	100.0	4	100.0	4	50.0	4	50.0		
	7352152	Thinashaka Secondary	N	2	18	77.8	8	75.0	18	44.4	18	83.3	65	100.0	47	95.7	17	47.1	47	66.0	41	87.8	24	66.7	22	86.4		
	7351127	Thivhilaeli Secondary	N	2	37	73.0	63	69.8	36	55.6	37	67.6	117	100.0	58	72.4	39	69.2	41	92.7	45	86.7	73	58.9	39	56.4		
	7353128	Tohoyandou Secondary	Y	3	35	100.0			35	100.0	35	100.0	195	100.0	160	99.4	58	100.0	160	87.5	58	100.0	137	83.2	102	97.1		
	7353136	Tohoyandou Technical High	Y	4									221	100.0									221	83.7	221	74.7		
	7353129	Thusalushaka Secondary	N	2									20	100.0	20	95.0	6	100.0	20	85.0	6	100.0	14	78.6	14	92.9		
	7331134	Thwalima Secondary	N	2	19	47.4	26	65.4	26	34.6	58	39.7	91	98.9	46	37.0	49	32.7	32	62.5	76	63.2	15	46.7	16	50.0		
	7373133	Tiyani Secondary	N	2	15	80.0	73	87.7	14	71.4	14	92.9	171	100.0	146	93.8			138	67.4	63	90.5	109	57.8	95	51.6		
	7324120	Todani Secondary	N	2	12	58.3			12	75.0	21	66.7	65	100.0	53	96.2	40	100.0	44	88.6	51	100.0	14	64.3	13	46.2		
	7321121	Tombolagole Secondary	N	1			20	60.0					29	100.0	9	100.0	4	100.0	10	80.0	22	72.7	7	57.1	6	100.0		
	7315132	Tondalushaka Secondary	N	2			11	81.8					44	97.7	44	79.5			31	87.1	18	94.4	26	84.6	24	91.7		
	7355146	Tshadama Secondary	N	2			18	100.0			5	40.0	39	100.0	39	76.9	13	100.0	34	85.3	23	100.0	16	75.0	8	75.0		
	7341179	Tshala Secondary	N	2	8	62.5	6	83.3	8	37.5	8	62.5	21	100.0	13	84.6			13	76.9	14	85.7	7	71.4	7	42.9		
	7342183	Tshamakwatini Secondary	N	2	17	82.4			17	70.6	17	70.6	49	100.0	32	93.8	23	91.3	32	81.3	21	100.0	28	46.4	9	88.9		
	7344129	Tshianane Secondary	N	2			34	100.0					34	100.0	34	100.0			34	88.2	34	100.0						

District Name	Centre no	Centre name	Dinaledi	Quintile	Accounting		Agricultural Sciences		Business Studies		Economics		English (FAL)		Geography		History		Life Sciences		Mathematical Literacy		Mathematics		Physical Sciences			
					Wrote	% Achieved at 30% and above	Wrote	% Achieved at 30% and above	Wrote	% Achieved at 30% and above	Wrote	% Achieved at 30% and above	Wrote	% Achieved at 30% and above	Wrote	% Achieved at 30% and above	Wrote	% Achieved at 30% and above	Wrote	% Achieved at 30% and above	Wrote	% Achieved at 30% and above	Wrote	% Achieved at 30% and above	Wrote	% Achieved at 30% and above	Wrote	% Achieved at 30% and above
					VHEMBE	7343152	Tshiwelo Secondary	N	3	21	57.1			21	57.1	21	61.9	66	100.0	45	68.9	35	82.9	22	68.2	53	90.6	13
	7352153	Tshidimbini Secondary	N	2	22	13.6	24	95.8	22	22.7	22	27.3	68	100.0	46	97.8	12	83.3	46	89.1	34	79.4	34	32.4	10	60.0		
	7362160	Tshiemuemu Secondary	N	2	8	87.5			22	68.2	22	81.8	51	100.0	29	100.0	5	100.0	24	95.8	19	89.5	32	71.9	24	62.5		
	7341130	Tshifhena Secondary	N	2	7	100.0	24	91.7	7	100.0	7	100.0	54	100.0	47	72.3	4	100.0	47	76.6	34	100.0	20	90.0	19	73.7		
	7372128	Tshitwa Secondary	Y	2	23	78.3	47	85.1	23	78.3	23	95.7	138	100.0	115	92.2	37	83.8	78	97.4	37	86.5	101	67.3	68	70.6		
	7353133	Tshikevha Christian Secondary	N		26	100.0			41	100.0	41	100.0			33	100.0			52	96.2			78	85.9	37	94.6		
	7372126	Tshikhuthula Secondary	N	2	15	86.7	38	86.8	15	86.7	15	73.3	69	100.0	40	72.5	24	95.8	30	90.0	37	89.2	32	87.5	30	86.7		
	7322122	Tshikundamalema Secondary	N	2	13	61.5	17	100.0	13	23.1	30	73.3	64	100.0	34	97.1	22	95.5	51	94.1	22	100.0	42	31.0	12	100.0		
	7351131	Tshilala Secondary	N	2	7	100.0	24	100.0	7	100.0	7	100.0	63	100.0	32	87.5	32	81.3	56	71.4	32	93.8	31	77.4	24	100.0		
	7361167	Tshilavhutume Secondary	N	2			13	76.9					13	100.0	13	61.5			13	53.8	10	90.0	3	33.3				
	7341131	Tshilogoni Secondary	N	2	16	75.0	30	100.0	16	56.3	16	81.3	61	100.0	15	60.0	9	88.9	45	88.9	37	89.2	24	79.2	30	90.0		
	7363161	Tshimbupfe Secondary	N	2	9	55.6	18	100.0	9	77.8	9	77.8	37	100.0	28	82.1	5	100.0	28	82.1	31	100.0	6	100.0	5	100.0		
	7373132	Tshinange Secondary	N	2	14	64.3	15	86.7	20	55.0	19	73.7	77	100.0	57	84.2	17	100.0	29	79.3	48	87.5	29	72.4	22	86.4		
	7364162	Tshinavhe Secondary	N	2	11	81.8	24	58.3	11	63.6	13	92.3	35	100.0	14	64.3			22	68.2	20	95.0	15	66.7	10	70.0		
	7363163	Tshipakoni Secondary	N	2	13	46.2	40	87.5	13	61.5	24	41.7	53	100.0	19	73.7	19	68.4	10	100.0	41	95.1	12	41.7	10	90.0		
	7362164	Tshipetane Secondary	N	2	13	76.9			13	46.2	13	100.0	28	100.0	15	66.7	15	73.3	15	40.0	28	85.7						
	7345173	Tshirululuni Secondary	N	2			5	100.0					10	100.0	5	80.0	5	80.0	10	70.0	5	100.0	5	100.0	5	60.0		
	7345176	Tshiungulela Secondary	N	2	7	100.0	28	82.1	7	100.0	7	100.0	55	100.0	20	50.0	20	70.0	40	62.5	20	100.0	35	51.4	28	53.6		
	7355145	Tshivhase Secondary	Y	2	145	91.0	35	97.1	145	93.8	145	97.2	392	100.0	247	99.2	49	98.0	247	90.7	158	96.2	234	78.6	163	92.6		
	7353124	Tshivhidzo Masiagwala Secondary	N	3	5	40.0			5	40.0	9	44.4	23	100.0	18	88.9	5	100.0	18	55.6	14	92.9	9	88.9	9	66.7		
	7363201	Tshivhulana Repeat Part-Time	N		3	33.3			5	60.0	5	60.0	7	100.0	4	100.0			2	50.0			7	28.6	2	50.0		

District Name	Centre no	Centre name	Dinaledi	Quintile	Accounting		Agricultural Sciences		Business Studies		Economics		English (FAL)		Geography		History		Life Sciences		Mathematical Literacy		Mathematics		Physical Sciences			
					Wrote	% Achieved at 30% and above	Wrote	% Achieved at 30% and above	Wrote	% Achieved at 30% and above	Wrote	% Achieved at 30% and above	Wrote	% Achieved at 30% and above	Wrote	% Achieved at 30% and above	Wrote	% Achieved at 30% and above	Wrote	% Achieved at 30% and above	Wrote	% Achieved at 30% and above	Wrote	% Achieved at 30% and above	Wrote	% Achieved at 30% and above	Wrote	% Achieved at 30% and above
					VHEMBE	7324130	Tshiwangamatembebe Secondary	N	2	11	90.9			18	83.3	12	83.3	52	100.0	40	85.0	29	86.2	34	73.5	40	97.5	12
7342132	Tswime Secondary	N	2	4		75.0					22	36.4	22	100.0	18	83.3					14	78.6	8	25.0				
7324126	Vele Secondary	N	2				11	72.7					43	100.0	43	93.0	8	87.5	43	93.0	16	100.0	27	66.7	24	95.8		
7342178	Velelambeu Secondary School	N	2				19	73.7					19	100.0	19	94.7	15	100.0	4	75.0	16	93.8	3	0.0				
7364165	Vhafamadi Secondary	N	2	19		68.4	12	75.0	19	68.4	19	52.6	60	100.0	41	85.4	16	93.8	41	56.1	32	93.8	28	64.3	13	92.3		
7331128	Vhaluvhu Secondary	N	2	14		71.4	29	79.3	14	50.0	14	64.3	60	100.0	33	84.8	22	90.9	30	70.0	39	79.5	21	76.2	24	45.8		
7364166	Vhudzani Secondary	N	2				47	66.0					85	98.8	38	68.4	37	56.8	85	27.1	75	60.0	10	50.0	10	40.0		
7342133	Vhulaudzi Secondary	N	2	7		42.9	10	80.0	7	14.3	12	58.3	40	92.5	27	96.3	5	80.0	28	64.3	18	72.2	22	72.7	18	61.1		
7341135	Vhusendeka Secondary	N	2	2		100.0	10	90.0			4	75.0	14	100.0	2	50.0			14	85.7	6	66.7	8	50.0	10	50.0		
7321136	Vhutavhatsindi Secondary	N	2	6		83.3					14	57.1	38	100.0	38	76.3	16	56.3	24	75.0	21	85.7	17	64.7	16	93.8		
7324101	Vision Independent Combined	N		2		100.0			13	53.8	25	72.0	31	100.0	29	79.3			18	50.0	19	68.4	12	41.7	6	33.3		
7315158	Vuvumutshena Secondary	N	1	11		54.5			12	41.7	17	100.0	26	100.0	14	92.9			15	60.0	16	100.0	10	60.0	9	100.0		
7343156	Waterval High	N	3	15		80.0			15	86.7	15	86.7	66	100.0	51	88.2	31	93.5	51	90.2	41	95.1	25	80.0	20	70.0		
7354134	William Themeli Secondary	N	2				22	36.4					46	97.8	46	67.4	32	21.9	14	85.7	32	81.3	14	42.9	6	83.3		
7345901	Wilmory Christian Learning Centre	N		6		100.0	7	100.0	6	100.0	6	100.0	18	100.0	12	91.7			12	100.0	6	100.0	12	58.3	5	100.0		
7351159	Wisdom Combined	N		2		0.0	1	0.0	4	50.0	4	50.0	5	100.0	3	33.3	2	50.0	2	0.0	5	40.0	2	0.0				
7314148	Ximunwana	N	1	23		78.3	40	95.0	21	85.7	21	66.7	76	100.0	42	100.0			55	96.4	46	100.0	30	93.3	27	100.0		
7373124	Yingwani-Ribungwani High	N	2	5		20.0	27	85.2	6	16.7	6	66.7	32	100.0	17	64.7	8	25.0	18	66.7	23	100.0	9	77.8	9	77.8		
7355165	Zwithuzwavhudi Secondary	N	2	6	0.0	20	50.0	6	66.7	17	52.9	36	97.2	30	56.7			19	63.2	26	92.3	10	70.0	10	90.0			

District Name	Centre no	Centre name	Dinaledi	Quintile	Accounting		Agricultural Sciences		Business Studies		Economics		English (FAL)		Geography		History		Life Sciences		Mathematical Literacy		Mathematics		Physical Sciences			
					Wrote	% Achieved at 30% and above	Wrote	% Achieved at 30% and above	Wrote	% Achieved at 30% and above	Wrote	% Achieved at 30% and above	Wrote	% Achieved at 30% and above	Wrote	% Achieved at 30% and above	Wrote	% Achieved at 30% and above	Wrote	% Achieved at 30% and above	Wrote	% Achieved at 30% and above	Wrote	% Achieved at 30% and above	Wrote	% Achieved at 30% and above	Wrote	% Achieved at 30% and above
					WATERBERG	7123101	Alfred B. Makapan High	N	2	24	66.7	33	84.8	24	70.8	24	91.7	77	98.7					53	75.5	29	96.6	48
	7143166	Baitswe Secondary	N	2	10	30.0	9	100.0	10	40.0	10	100.0	19	100.0					9	88.9	10	100.0	9	88.9	9	77.8		
	7111101	Bakenberg High	N	2	35	45.7	36	100.0	51	43.1	35	62.9	107	100.0	12	66.7	12	75.0	72	73.6	66	81.8	41	51.2	44	72.7		
	7112102	Bathokwa Secondary	N	1			28	89.3	5	100.0			28	100.0	21	52.4			23	87.0	17	100.0	11	36.4	7	100.0		
	7135116	Bathopele Secondary	N	2									38	100.0	38	100.0	15	100.0	38	78.9	24	100.0	14	50.0	23	39.1		
	7144103	Batlhalerwa High	N	2	2	50.0	39	87.2	8	37.5	8	87.5	47	100.0	11	81.8	1	0.0	39	84.6	20	100.0	26	65.4	16	81.3		
	7135101	Bela-Bela Secondary	N	3	13	53.8	27	92.6	13	76.9	8	62.5	91	100.0	41	31.7	22	72.7	35	42.9	65	75.4	27	33.3	6	66.7		
	7121102	Ben Hlongwane Secondary	N	2	10	80.0	20	85.0	10	90.0	10	60.0	50	100.0	42	83.3			42	71.4	30	86.7	22	50.0	22	54.5		
	7141107	Boithuto Intermediate	N	1			8	75.0					8	100.0	8	87.5			8	37.5	8	87.5						
	7111163	Charles Marakalala Secondary	N	2			18	83.3					18	100.0	12	75.0			18	72.2	7	100.0	11	72.7	6	66.7		
	7121103	D.G. Tsebe High	N	3	20	25.0			20	80.0	20	75.0	57	100.0					38	78.9	20	90.0	38	60.5	38	50.0		
	7111104	Dennis Matlhabaii Secondary	N	2	6	83.3	1	100.0			10	50.0	77	100.0					60	36.7	25	60.0	52	7.7	29	27.6		
	7143163	Diammona Secondary	N	2			29	62.1	14	35.7			29	100.0					29	24.1	16	87.5	13	38.5	15	26.7		
	7144157	Dimpe Secondary	N	2			31	96.8					31	100.0					31	74.2			31	12.9	31	54.8		
	7121105	E.D.L. Rampola Secondary	N	3	26	61.5			26	80.8	26	84.6	85	98.8	49	83.7			63	68.3	27	88.9	62	45.2	36	58.3		
	7121104	Ebenezer Secondary	N	3	43	53.5	31	100.0	43	86.0	43	95.3	176	100.0	102	74.5	41	100.0	92	85.9	78	100.0	98	58.2	92	72.8		
	7121150	Fred Ledwaba Secondary	N	3	31	45.2			31	51.6	31	71.0	105	100.0					74	75.7	63	96.8	41	75.6	74	45.9		
	7111105	George Langa Senior Secondary	N	2	11	72.7	9	88.9	11	90.9	11	100.0	34	100.0	23	95.7			23	95.7	20	100.0	14	71.4	14	92.9		
	7114106	George Masibe Secondary	N	1	9	33.3	31	80.6	9	77.8	9	66.7	40	100.0	11	72.7	10	10.0	31	58.1	35	97.1	5	100.0	10	50.0		
	7121107	Gobela High	N	2							1	100.0	5	100.0	5	100.0	1	100.0	4	100.0	1	100.0	4	100.0	4	100.0		
	7121108	Gojela High	N	3	8	87.5			26	73.1	21	52.4	126	96.8	41	61.0	46	58.7	25	68.0	94	53.2	31	58.1	25	60.0		
	7133116	Groenvlei Secondary	N	1	7	71.4			7	100.0	7	85.7	21	100.0	14	92.9			14	100.0	7	100.0	14	71.4	14	64.3		
	7125154	Gwenane Secondary	N	2	19	89.5	39	87.2	13	69.2	19	89.5	75	100.0	17	64.7	17	64.7	62	56.5	51	90.2	24	58.3	39	25.6		

District Name	Centre no	Centre name	Dinaledi	Quintile	Accounting		Agricultural Sciences		Business Studies		Economics		English (FAL)		Geography		History		Life Sciences		Mathematical Literacy		Mathematics		Physical Sciences			
					Wrote	% Achieved at 30% and above	Wrote	% Achieved at 30% and above	Wrote	% Achieved at 30% and above	Wrote	% Achieved at 30% and above	Wrote	% Achieved at 30% and above	Wrote	% Achieved at 30% and above	Wrote	% Achieved at 30% and above	Wrote	% Achieved at 30% and above	Wrote	% Achieved at 30% and above	Wrote	% Achieved at 30% and above	Wrote	% Achieved at 30% and above	Wrote	% Achieved at 30% and above
					WATERBERG	7125902	Hebron Model	N		17	94.1			17	100.0			56	100.0					39	94.9	26	100.0	30
7142102	Hoerskool Ellisras	N	5	9		100.0			57	86.0			134	100.0	22	95.5	26	88.5	76	84.2	61	98.4	92	80.4	68	94.1		
7133103	Hoerskool Frikkie Meyer	N	5	31		80.6			45	95.6	28	96.4	143	100.0	45	100.0	4	100.0	89	79.8	118	98.3	58	89.7	61	73.8		
7124110	Hoerskool Hans Strijdom	N	5	9		88.9			22	77.3			50	100.0	27	96.3			39	84.6	42	100.0	24	91.7	14	64.3		
7132108	Hoerskool Nylstroom	N	5	46		97.8			58	96.6			91	100.0	55	92.7	1	100.0	51	86.3	98	99.0	46	95.7	34	94.1		
7125134	Hoerskool Piet Potgieter	N	5	30		90.0			66	90.9			112	100.0	20	95.0	43	88.4	66	87.9	82	100.0	59	98.3	32	90.6		
7135112	Hoerskool Warmbad	N	5	25		100.0			47	100.0			67	100.0	56	98.2			47	100.0	73	98.6	46	100.0	51	84.3		
7134102	Itireleng Secondary	N	2	6		83.3					6	66.7	15	100.0	9	44.4			9	66.7	7	85.7	8	12.5				
7111153	J.M. Gwangwa Senior Secondary	N	2	23		52.2			23	78.3	23	69.6	23	100.0							12	83.3	11	27.3				
7114107	John Manganye Secondary	N	2				10	40.0					10	100.0					10	40.0	2	100.0	8	37.5	10	30.0		
7121111	John Petro Secondary	N	2	4		50.0			8	62.5	17	88.2	27	100.0	23	95.7			19	89.5	16	100.0	11	63.6	10	90.0		
7121112	Kgaba Secondary	N	2	6		66.7			6	83.3			28	100.0	13	84.6	13	38.5	9	100.0	16	75.0	12	75.0	9	100.0		
7113167	Kgabedi Secondary	N	2				9	100.0					9	100.0	9	100.0			9	100.0			9	33.3				
7113108	Kgakgathu Secondary	N	2	9		66.7	28	60.7	13	69.2	13	92.3	52	100.0	11	72.7	19	31.6	28	67.9	23	87.0	29	41.4	24	45.8		
7125113	Kgati Ya Moshate Public Secondary	N	2	17		47.1	12	66.7	17	82.4	17	82.4	65	98.5	36	80.6	14	78.6	34	67.6	31	83.9	34	41.2	34	55.9		
7112154	Kgaubothhale Senior Secondary	N	2										11	100.0	11	100.0			11	81.8			11	63.6	11	81.8		
7114109	Kgokari Secondary	N	2	7		57.1	10	80.0	7	57.1	6	66.7	37	100.0	6	100.0			30	66.7	21	81.0	16	43.8	20	45.0		
7113110	Kgolodi High	N	2	4		75.0	18	94.4	4	50.0	4	100.0	27	100.0	8	87.5			23	56.5	20	100.0	7	14.3	15	40.0		
7143171	Kodupo Secondary	N	2	13		76.9			13	38.5	29	62.1	29	100.0	16	93.8			16	68.8	20	95.0	9	55.6				
7111162	Kolobe Ramasobana Secondary	N	2										22	100.0	18	72.2			22	63.6	18	94.4	4	25.0	4	100.0		
7113157	Kubushe Secondary	N	2					20	100.0	9	77.8	19	100.0	11	100.0			20	90.0			19	26.3					

District Name	Centre no	Centre name	Dinaledi	Quintile	Accounting		Agricultural Sciences		Business Studies		Economics		English (FAL)		Geography		History		Life Sciences		Mathematical Literacy		Mathematics		Physical Sciences			
					Wrote	% Achieved at 30% and above	Wrote	% Achieved at 30% and above	Wrote	% Achieved at 30% and above	Wrote	% Achieved at 30% and above	Wrote	% Achieved at 30% and above	Wrote	% Achieved at 30% and above	Wrote	% Achieved at 30% and above	Wrote	% Achieved at 30% and above	Wrote	% Achieved at 30% and above	Wrote	% Achieved at 30% and above	Wrote	% Achieved at 30% and above	Wrote	% Achieved at 30% and above
					WATERBERG	7114111	Lamola Senior Secondary	N	1	6	66.7	19	26.3			25	28.0	25	100.0					25	28.0	20	60.0	5
	7122114	Langalibalele Secondary	N	2	22	90.9			23	56.5	22	77.3	34	100.0	11	100.0			12	100.0	22	95.5	12	91.7	12	100.0		
	7123146	Lekwa Secondary	N	2			26	80.8					26	100.0	16	87.5			26	76.9	13	84.6	13	38.5	10	100.0		
	7123115	Leleso Senior Secondary	N	2							15	93.3	15	100.0	15	46.7			15	86.7			15	6.7				
	7114112	Lemetja Secondary	N	1	10	80.0	25	88.0	10	10.0	10	80.0	35	100.0	4	75.0			25	76.0	29	79.3	6	83.3	12	66.7		
	7111113	Lephadimisha Senior Secondary	N	2	8	25.0	38	84.2	8	25.0	8	37.5	46	100.0	18	66.7			38	81.6	23	87.0	23	65.2	20	75.0		
	7134117	Leseding Secondary	N	2					15	53.3	15	60.0	46	100.0	23	34.8	19	84.2	12	50.0	44	77.3	2	50.0	8	25.0		
	7124150	Letamong Combined	N	1	7	28.6			14	50.0	7	28.6	14	100.0	7	85.7			7	14.3	14	85.7						
	7143168	Letupu Secondary	N	2	4	50.0			13	92.3	38	92.1	58	100.0	54	42.6			45	57.8	37	97.3	21	81.0	20	45.0		
	7122147	M.C. Langa Secondary	N	1									10	100.0	10	70.0	4	100.0	10	50.0	6	100.0	4	75.0	6	66.7		
	7133104	Mabogopedi High	N	1	6	33.3			6	83.3	6	83.3	102	99.0	96	50.0	52	44.2	96	38.5	56	64.3	46	30.4	44	38.6		
	7123117	Madikwe Secondary	N	2	30	20.0			30	16.7	30	13.3	84	98.8	19	15.8			36	69.4	48	60.4	37	21.6	36	41.7		
	7113114	Mafasa Secondary	N	2									27	100.0	17	94.1			27	63.0	18	100.0	9	66.7	10	90.0		
	7144115	Majadibodu Secondary	N	2	14	28.6	21	81.0	14	35.7	14	57.1	57	100.0	29	89.7	10	40.0	43	48.8	35	94.3	21	14.3	26	38.5		
	7122119	Makgenene High	N	1	12	58.3	22	81.8	12	50.0	14	64.3	57	100.0	45	86.7			45	82.2	31	93.5	26	53.8	21	95.2		
	7124118	Makhutjisha Senior Secondary	N	2	12	83.3	43	86.0	32	62.5	32	59.4	109	100.0	66	89.4	21	85.7	52	42.3	99	91.9	10	90.0	5	80.0		
	7141106	Malebo Senior Secondary	N	2	19	57.9	42	85.7			19	84.2	60	100.0	24	62.5			18	88.9	52	92.3	9	55.6	18	66.7		
	7111116	Malemocha High	N	2	10	50.0	24	91.7	10	30.0			34	100.0	22	54.5			24	83.3	20	80.0	14	21.4	12	25.0		
	7122120	Maleya Senior Secondary	N	2			31	96.8					36	100.0	36	91.7			36	61.1	29	89.7	7	28.6	5	60.0		
	7143117	Mananye Secondary	N	2	7	42.9	66	81.8	16	18.8	7	71.4	66	100.0	10	30.0			59	72.9	26	80.8	39	64.1	33	51.5		
	7135114	Maope Secondary	N	3	44	13.6	20	85.0	29	62.1	38	65.8	125	100.0	61	78.7	39	71.8	61	57.4	100	91.0	25	68.0	30	53.3		
	7123122	Mapanolla Secondary	N	1	5	40.0			5	60.0			37	97.3	32	75.0	21	52.4	32	50.0	21	81.0	16	43.8	16	37.5		
	7122123	Maserunyane High	N	2	6	33.3	19	57.9	6	16.7	12	66.7	25	100.0	13	53.8			13	53.8	12	75.0	13	23.1	6	33.3		

District Name	Centre no	Centre name	Dinaledi	Quintile	Accounting		Agricultural Sciences		Business Studies		Economics		English (FAL)		Geography		History		Life Sciences		Mathematical Literacy		Mathematics		Physical Sciences			
					Wrote	% Achieved at 30% and above	Wrote	% Achieved at 30% and above	Wrote	% Achieved at 30% and above	Wrote	% Achieved at 30% and above	Wrote	% Achieved at 30% and above	Wrote	% Achieved at 30% and above	Wrote	% Achieved at 30% and above	Wrote	% Achieved at 30% and above	Wrote	% Achieved at 30% and above	Wrote	% Achieved at 30% and above	Wrote	% Achieved at 30% and above	Wrote	% Achieved at 30% and above
					WATERBERG	7114118	Mashamaite Senior Secondary	N	1	7	100.0	7	85.7	7	85.7	7	71.4	22	100.0	8	100.0	8	62.5	7	85.7	12	91.7	10
7114119	Mashobela Secondary	N	2	3		100.0			4	100.0			28	100.0	24	79.2	13	15.4	25	64.0	13	92.3	15	33.3	15	93.3		
7114120	Mashubashuba Secondary	N	2	5		0.0	26	26.9			5	0.0	26	100.0					21	23.8	11	90.9	15	13.3	21	14.3		
7123124	Masodi Secondary	N	3	31		38.7	37	32.4	31	61.3	31	64.5	130	98.5	88	59.1	26	61.5	74	60.8	45	80.0	86	20.9	74	47.3		
7122140	Matanta Secondary	N	2	9		88.9			9	77.8	17	58.8	36	100.0	27	92.6			27	70.4	12	83.3	24	41.7	19	68.4		
7112121	Matatane Secondary	N	2				11	72.7	11	36.4			25	100.0	14	78.6			15	80.0	19	89.5	6	33.3	14	42.9		
7112122	Mathulamisha High	N	2	6		33.3			22	86.4	11	100.0	40	97.5					29	86.2	21	95.2	19	52.6	18	100.0		
7143167	Mathulasera Secondary	N	2						10	30.0	10	70.0	10	100.0	10	30.0					10	100.0						
7112123	Matopa Senior Secondary	N	2	15		46.7	21	38.1	15	53.3	15	66.7	44	100.0	22	45.5			13	92.3	31	67.7	13	38.5	8	100.0		
7144124	Matshwara Secondary	Y	2	24		29.2	37	59.5	24	25.0	24	8.3	97	100.0	53	81.1			73	43.8	36	86.1	61	63.9	36	77.8		
7143164	Matsiababa Secondary	N	2						12	83.3			12	100.0	6	100.0			12	83.3	12	100.0			6	33.3		
7123125	Matsibe High	N	2	9		77.8	27	85.2	9	33.3	9	66.7	36	100.0	2	50.0	2	50.0	25	92.0	15	93.3	21	38.1	25	44.0		
7111125	Matsogella Senior Secondary	N	2	10		40.0	23	91.3	15	53.3	15	73.3	37	100.0	22	95.5			22	72.7	33	100.0	4	50.0	4	100.0		
7111152	Mawele Secondary	N	1										18	100.0					18	72.2	9	88.9	9	44.4	8	62.5		
7143126	Mazwe Secondary	N	2	7		57.1	19	73.7	7	71.4	7	57.1	26	100.0	10	20.0			19	63.2	14	85.7	12	58.3	9	88.9		
7134107	Meetsetshehla Secondary	N	2	9		100.0			41	80.5			73	100.0					38	63.2	60	96.7	13	84.6	12	58.3		
7123126	Mmadikana Secondary	N	2	19		73.7	21	85.7	27	74.1	19	89.5	76	100.0	25	92.0	8	100.0	45	62.2	28	92.9	48	31.3	45	31.1		
7113127	Mmamopi High	N	1	9		66.7	21	81.0	4	75.0	5	40.0	30	96.7					21	47.6			30	3.3				
7122127	Mmantutule Secondary	N	2	10		80.0			10	100.0	10	100.0	54	100.0	44	97.7	18	100.0	44	88.6	18	100.0	36	88.9	26	88.5		
7122128	Mmatedu Secondary	N	1	12		91.7			12	66.7	12	75.0	27	100.0	15	100.0			15	73.3	12	91.7	15	53.3	15	66.7		
7144158	Mmay Secondary	N	2				6	83.3					20	100.0	20	90.0			20	65.0	6	100.0	14	14.3	14	28.6		
7123148	Mmolawa Secondary	N	1	11	18.2			11	54.5	11	81.8	18	100.0	7	100.0	7	100.0	7	71.4	18	94.4							
7134113	Mohlakamotala High	N	2			7	85.7	13	69.2			48	100.0	21	90.5			20	85.0	17	94.1	31	38.7	28	28.6			

District Name	Centre no	Centre name	Dinaledi	Quintile	Accounting		Agricultural Sciences		Business Studies		Economics		English (FAL)		Geography		History		Life Sciences		Mathematical Literacy		Mathematics		Physical Sciences			
					Wrote	% Achieved at 30% and above	Wrote	% Achieved at 30% and above	Wrote	% Achieved at 30% and above	Wrote	% Achieved at 30% and above	Wrote	% Achieved at 30% and above	Wrote	% Achieved at 30% and above	Wrote	% Achieved at 30% and above	Wrote	% Achieved at 30% and above	Wrote	% Achieved at 30% and above	Wrote	% Achieved at 30% and above	Wrote	% Achieved at 30% and above	Wrote	% Achieved at 30% and above
					WATERBERG	7113165	Mokgalaka Molemole Senior Secondary	N	2			14	78.6					14	92.9	14	64.3			14	50.0			14
	7144159	Mokonenkwenoko Secondary	N	2	6	50.0	33	78.8	6	66.7	6	100.0	46	100.0	25	92.0			39	53.8	30	96.7	16	50.0	22	40.9		
	7122903	Mokotli - Ntlakana Secondary	N		35	17.1			41	9.8	59	10.2	98	94.9	63	66.7			57	49.1	56	44.6	42	14.3	39	56.4		
	7112129	Mookamedi Secondary	N	2			10	100.0	12	50.0	12	58.3	22	100.0	12	33.3			10	100.0	16	87.5	6	66.7	10	70.0		
	7144160	Morakolo Secondary	N	2	13	69.2			15	66.7	15	60.0	51	100.0	38	89.5	11	54.5	36	77.8	26	100.0	25	64.0	25	76.0		
	7134115	Moshia Secondary	N	1			14	100.0					14	100.0					14	57.1	14	100.0						
	7113129	Motjere High	N	2	13	53.8	13	100.0	13	84.6	13	84.6	49	100.0	20	100.0	5	100.0	36	77.8	44	97.7	5	40.0	11	9.1		
	7143130	Motlhajwa Secondary	N	2					7	57.1	5	40.0	28	100.0	28	85.7			23	73.9	15	86.7	13	53.8	21	47.6		
	7113131	Mpadi Secondary	N	2			38	7.9					45	42.2	45	13.3			45	15.6	35	14.3	10	0.0	7	42.9		
	7141132	Mpedi High	N	2	6	50.0			6	16.7	12	66.7	26	100.0					14	92.9	18	100.0	5	60.0	14	64.3		
	7141162	Mphari Secondary	N	1	9	66.7	24	95.8	15	80.0	15	93.3	39	100.0					24	87.5	35	85.7	4	75.0	13	76.9		
	7113155	Mphokeng Secondary	N	2	8	12.5			8	37.5	8	62.5	31	93.5	23	78.3			23	65.2	15	73.3	16	43.8	23	39.1		
	7122131	Mphunye Senior Secondary	N	2	16	56.3	14	85.7	16	56.3	16	56.3	54	100.0	38	92.1			38	76.3	25	84.0	29	31.0	24	66.7		
	7123130	Mpirwabirwa Senior Secondary	N	1			3	33.3	7	57.1			28	100.0	28	78.6			29	75.9			29	41.4	19	94.7		
	7113134	Nakonkwetlou Secondary	N	2	5	80.0	25	88.0	5	40.0			40	100.0	4	75.0	2	50.0	35	54.3	4	100.0	36	36.1	31	32.3		
	7133101	Naletsana Primary	N	1					18	55.6			18	100.0	18	50.0			18	27.8	18	88.9						
	7125132	Nkakabidi Secondary	N	2	7	85.7			7	71.4	14	78.6	27	100.0	14	42.9			20	40.0	10	70.0	17	17.6	13	15.4		
	7112135	Nkgoru High	N	2	10	50.0	32	90.6	9	33.3	10	10.0	42	100.0	15	73.3			32	62.5	25	96.0	17	41.2	17	82.4		
	7113133	Nkobo Secondary	N	2			30	76.7			8	75.0	30	100.0					30	76.7	16	62.5	14	28.6	22	40.9		
	7112136	Nkube Secondary	N	2	7	28.6	2	0.0	7	100.0	7	100.0	24	100.0	17	70.6			17	82.4	2	100.0	22	9.1	15	80.0		
	7125901	North Crest Academy	N		11	54.5	17	47.1	36	69.4	27	51.9	58	100.0	34	91.2			36	83.3	43	88.4	38	34.2	27	59.3		
	7131118	Northam Comprehensive	N	1	14	50.0			19	78.9	20	65.0	36	100.0	22	86.4			17	94.1	20	95.0	17	64.7	16	93.8		
	7121133	Ntata Secondary	N	2	2	100.0	13	84.6	7	100.0	7	100.0	23	100.0	8	100.0			16	75.0	18	94.4	4	50.0	8	25.0		

District Name	Centre no	Centre name	Dinaledi	Quintile	Accounting		Agricultural Sciences		Business Studies		Economics		English (FAL)		Geography		History		Life Sciences		Mathematical Literacy		Mathematics		Physical Sciences			
					Wrote	% Achieved at 30% and above	Wrote	% Achieved at 30% and above	Wrote	% Achieved at 30% and above	Wrote	% Achieved at 30% and above	Wrote	% Achieved at 30% and above	Wrote	% Achieved at 30% and above	Wrote	% Achieved at 30% and above	Wrote	% Achieved at 30% and above	Wrote	% Achieved at 30% and above	Wrote	% Achieved at 30% and above	Wrote	% Achieved at 30% and above	Wrote	% Achieved at 30% and above
					WATERBERG	7113137	Nthuba High	N	2	24	58.3	33	78.8	24	50.0	24	58.3	65	100.0	11	36.4			30	90.0	31	61.3	34
7113138	Paledi Secondary	N	2				23	91.3					23	100.0	8	75.0			23	82.6			23	21.7	15	66.7		
7132109	Phagameng High	N	3	20		65.0	32	78.1	20	90.0	20	75.0	114	100.0	77	84.4	40	92.5	75	61.3	46	100.0	68	36.8	54	44.4		
7114139	Phahlaphahla	N	2	3		66.7	26	73.1	3	100.0	3	100.0	29	100.0	13	30.8			26	65.4	16	93.8	13	69.2	13	84.6		
7142110	Phegelelo High	Y	1	13		92.3	45	97.8	13	76.9	13	92.3	62	100.0					47	87.2			62	59.7	49	67.3		
7113141	Pirwana Secondary	N	2				12	100.0					19	100.0	19	73.7			19	89.5	12	100.0	7	100.0	7	100.0		
7113140	Pt Matlala Secondary	N	2	7		100.0	14	100.0			7	100.0	21	100.0					14	100.0	18	100.0	3	100.0	3	100.0		
7144170	Raboditse Secondary	N	2	16		62.5			16	75.0	16	56.3	16	100.0							16	100.0						
7143172	Radinong Secondary	N	2	5		80.0	16	68.8	5	60.0	5	100.0	25	100.0	20	45.0			20	40.0	14	92.9	11	9.1	4	75.0		
7135106	Raeleng Secondary	N	3	11		27.3	34	17.6	11	27.3	11	27.3	57	98.2	46	30.4	30	40.0	16	56.3	45	48.9	12	16.7	12	25.0		
7112142	Rakudubane Secondary	N	1	3		0.0	25	56.0	9	66.7	9	66.7	28	96.4					19	68.4	9	88.9	19	36.8	19	47.4		
7113143	Raleledu Senior Secondary	N	2	28		25.0			39	35.9	27	59.3	79	98.7	51	66.7	22	0.0	40	57.5	49	79.6	30	46.7	29	69.0		
7123135	Ramokgabudi Secondary	N	2	82		62.2			25	64.0	25	72.0	82	100.0					57	86.0			82	62.2	57	78.9		
7112155	Ramollwane Senior Secondary	N	2	10		90.0			10	90.0	10	90.0	25	100.0	15	93.3			15	66.7	16	100.0	9	44.4	15	66.7		
7143173	Raserite Secondary	N	2	7		42.9			13	84.6	8	75.0	34	100.0	27	74.1			26	80.8	17	100.0	17	58.8	21	57.1		
7124149	Roedtan Combined	N	2	6		33.3			6	66.7	6	66.7	6	100.0							4	100.0	2	50.0				
7114164	Segoboko Secondary	N	1	23		34.8	23	34.8	12	16.7			22	100.0									23	13.0	11	45.5		
7122136	Sekoba Secondary	N	2	16		0.0	20	90.0	17	11.8	17	35.3	37	100.0	7	100.0	3	66.7	17	88.2	20	85.0	16	50.0	13	84.6		
7112144	Senwane Secondary	N	1				13	53.8	6	33.3			13	100.0					7	57.1	10	70.0	3	66.7				
7144145	Seoketseng Secondary	N	2				15	100.0					15	100.0	15	93.3			15	93.3	6	100.0	9	0.0				
7141146	Sephuthi Senior Secondary	N	2	4		50.0	16	100.0	4	100.0	4	100.0	41	100.0					37	56.8	27	100.0	14	100.0	16	87.5		
7111165	Serema High	N	2	4	100.0	22	72.7	11	81.8	4	100.0	40	100.0	24	66.7			16	81.3	28	78.6	12	25.0	12	66.7			
7122137	Seritarita Secondary	N	2	40	42.5	6	50.0	40	67.5	40	75.0	121	100.0	66	92.4	6	100.0	60	88.3	47	93.6	74	48.6	75	46.7			
7112147	Seshoattha Senior Secondary	N	2	15	80.0	23	82.6			15	80.0	40	100.0	18	72.2			25	64.0	21	90.5	19	21.1	7	85.7			

5.6 MPUMALANGA

DISTRICT LEVEL SUBJECT PERFORMANCE

District Name	Accounting		Agricultural Sciences		Business Studies		Economics		English (FAL)		Geography		History		Life Sciences		Mathematical Literacy		Mathematics		Physical Sciences	
	Wrote	%Achieved at 30% and above	Wrote	%Achieved at 30% and above	Wrote	%Achieved at 30% and above	Wrote	%Achieved at 30% and above	Wrote	%Achieved at 30% and above	Wrote	%Achieved at 30% and above	Wrote	%Achieved at 30% and above	Wrote	%Achieved at 30% and above	Wrote	%Achieved at 30% and above	Wrote	%Achieved at 30% and above	Wrote	%Achieved at 30% and above
BOHLABELA	2 320	40.1	4 570	72.8	4 465	63.8	3 957	56.9	10 775	98.1	3 395	65.7	2 154	87.0	4 944	70.9	6 555	72.0	4 532	41.1	3 755	53.8
EHLANZENI	3 133	66.2	6 475	83.0	4 517	82.5	3 430	66.9	13 300	99.5	7 624	82.3	1 680	90.3	9 000	74.8	9 269	87.7	5 390	61.2	4 629	69.7
GERT SIBANDE	2 288	56.9	1 515	86.1	3 664	76.5	2 410	58.0	9 879	99.5	5 580	81.2	1 004	88.0	6 295	72.6	6 653	89.2	4 387	63.6	4 281	67.4
NKANGALA	3 272	57.2	1 546	87.1	6 124	78.1	3 825	54.2	12 165	99.8	5 448	78.4	732	85.1	6 222	71.9	8 371	91.6	5 091	65.7	4 287	69.3

SCHOOL LEVEL SUBJECT PERFORMANCE

District Name	Centre no	Centre name	Dinaledi	Quintile	Accounting		Agricultural Sciences		Business Studies		Economics		English (FAL)		Geography		History		Life Sciences		Mathematical Literacy		Mathematics		Physical Sciences	
					Wrote	% Achieved at 30% and above	Wrote	% Achieved at 30% and above	Wrote	% Achieved at 30% and above	Wrote	% Achieved at 30% and above	Wrote	% Achieved at 30% and above	Wrote	% Achieved at 30% and above	Wrote	% Achieved at 30% and above	Wrote	% Achieved at 30% and above	Wrote	% Achieved at 30% and above	Wrote	% Achieved at 30% and above	Wrote	% Achieved at 30% and above
BOHLABELA	6415792	Acornhoek Academy	N				81	43.2	54	63.0	54	61.1	145	97.2	40	50.0			69	34.8	145	75.9				
	6415508	Alfred Matshine Commercial	N	1	65	61.5	47	100.0	65	63.1	65	58.5	112	100.0					47	97.9	65	95.4	47	72.3	47	97.9
	6415602	Babinatau Senior Secondary	N	1	7	28.6	14	85.7	7	14.3	7	0.0	21	100.0					14	92.9	7	85.7	14	0.0	14	7.1
	6436510	Bakutswe High	N	1	24	29.2			15	93.3	16	87.5	24	100.0	9	77.8					15	100.0	9	66.7	8	87.5



District Name	Centre no	Centre name	Dinaledi	Quintile	Accounting		Agricultural Sciences		Business Studies		Economics		English (FAL)		Geography		History		Life Sciences		Mathematical Literacy		Mathematics		Physical Sciences			
					Wrote	% Achieved at 30% and above	Wrote	% Achieved at 30% and above	Wrote	% Achieved at 30% and above	Wrote	% Achieved at 30% and above	Wrote	% Achieved at 30% and above	Wrote	% Achieved at 30% and above	Wrote	% Achieved at 30% and above	Wrote	% Achieved at 30% and above	Wrote	% Achieved at 30% and above	Wrote	% Achieved at 30% and above	Wrote	% Achieved at 30% and above	Wrote	% Achieved at 30% and above
					BOHLBELA	6415509	Ben Matloshe High	N	1	8	0.0	9	88.9	8	100.0	8	87.5	17	100.0					9	77.8	17	64.7	
6415506	Ben W Mashego Secondary	N	1	9		11.1	30	93.3	14	57.1	3	66.7	33	100.0					24	33.3	23	91.3	10	10.0	19	21.1		
6426302	Bombani Senior Secondary	N	1	31		41.9	71	77.5	35	65.7	35	88.6	103	100.0	23	56.5	23	91.3	46	82.6	57	59.6	46	30.4	46	41.3		
6436701	Bondzeni High	N	1	9		33.3	50	58.0	45	64.4	10	40.0	60	98.3	36	41.7			15	100.0	44	63.6	16	43.8	15	80.0		
6436709	Bunny Khosa High	N	1	20		60.0	155	54.8	23	91.3	23	60.9	178	97.8	155	43.9			155	44.5	133	66.9	45	35.6	37	64.9		
6426101	Bushbuckridge Secondary	N	1	59		57.6	90	93.3	59	89.8	59	72.9	149	100.0					90	80.0	47	100.0	102	53.9	90	50.0		
6436603	Chayaza Secondary	N	1	17		47.1	78	75.6	39	66.7	17	47.1	117	100.0	46	63.0	34	100.0	54	68.5	46	89.1	71	28.2	54	50.0		
6415802	Dayimani High	N	1	12		75.0	25	100.0	34	94.1	34	67.6	77	98.7	11	36.4	13	100.0	25	100.0	58	81.0	19	57.9	19	89.5		
6426204	Ditau Secondary	N	2	34		20.6	86	61.6	35	62.9	69	20.3	137	100.0			51	86.3	68	39.7	52	53.8	85	7.1	51	7.8		
6426104	Diwiti Secondary	N	1	16		31.3	13	84.6	16	75.0	16	50.0	29	100.0					13	61.5	16	100.0	13	61.5	13	61.5		
6415803	Dlumana High	N	1	2		0.0	36	86.1	40	75.0	17	64.7	66	90.9	4	50.0	7	100.0	24	100.0	52	34.6	14	42.9	14	42.9		
6436601	Dumisani High	N	1	26		42.3	37	97.3	26	84.6	26	84.6	166	100.0	129	70.5	123	100.0	114	98.2	117	64.1	49	44.9	17	82.4		
6426310	Dumphies Combined	N	1				13	61.5	25	92.0	25	96.0	38	92.1					13	46.2	23	39.1	15	40.0	13	30.8		
6426207	E.S. Malele Secondary	N	1	29		10.3	19	63.2	29	62.1	25	44.0	29	100.0							21	57.1	8	12.5				
6426312	Eric Nxumalo High	N	1	51		19.6	86	33.7	50	44.0	51	45.1	168	96.4			52	63.5	37	59.5	103	40.8	65	46.2	65	38.5		
6415801	Frank Maghinyana High	N	1	29		20.7	23	95.7	73	46.6	125	84.0	149	98.0	7	85.7	44	100.0	76	97.4	72	77.8	77	59.7	74	73.0		
6426007	Freddy Sithole High	N	1				22	100.0	29	48.3	29	20.7	113	99.1	27	18.5	35	80.0	22	100.0	91	64.8	22	77.3	22	90.9		
6415704	Germans Chiloane High	N	1	28		7.1	2	50.0	28	28.6	26	19.2	87	95.4	57	45.6			55	40.0	63	54.0	24	29.2	24	25.0		
6436609	Gezingqondo Secondary	N	1	17		11.8			25	68.0	17	64.7	35	100.0	18	50.0	9	88.9	9	55.6	26	84.6	9	55.6	9	100.0		
6426309	Godide High	N	1	18		0.0	11	100.0	29	65.5	29	89.7	39	92.3	11	90.9			22	59.1	31	71.0	9	33.3	9	22.2		
6436509	Halemela Secondary	N	1	3	100.0	11	81.8	3	100.0	3	66.7	14	100.0	11	72.7			11	54.5	12	83.3	2	50.0					

District Name	Centre no	Centre name	Dinledi	Quintile	Accounting		Agricultural Sciences		Business Studies		Economics		English (FAL)		Geography		History		Life Sciences		Mathematical Literacy		Mathematics		Physical Sciences			
					Wrote	% Achieved at 30% and above	Wrote	% Achieved at 30% and above	Wrote	% Achieved at 30% and above	Wrote	% Achieved at 30% and above	Wrote	% Achieved at 30% and above	Wrote	% Achieved at 30% and above	Wrote	% Achieved at 30% and above	Wrote	% Achieved at 30% and above	Wrote	% Achieved at 30% and above	Wrote	% Achieved at 30% and above	Wrote	% Achieved at 30% and above	Wrote	% Achieved at 30% and above
					BOHLABELA	6436708	Hlomani Secondary	N	1	43	20.9	64	53.1	43	60.5	43	32.6	159	96.9	52	42.3	51	78.4	64	53.1	95	61.1	64
6436810	Hlong Secondary School	N	2	31		9.7	24	95.8	70	45.7	31	22.6	91	95.6					24	83.3	70	65.7	22	50.0	22	54.5		
6436408	Hobo Secondary	N	1	17		23.5	17	88.2	17	41.2	17	94.1	40	97.5	23	87.0	15	100.0	23	60.9	30	70.0	10	70.0	8	75.0		
6415793	Hoedspruit Independent College	N		18		55.6	21	95.2	32	84.4	26	61.5	33	100.0	17	94.1			32	81.3	31	96.8	31	64.5	25	48.0		
6436902	Hoerskool Lydenburg	N	5	33		100.0			74	100.0			143	100.0	69	97.1			92	96.7	136	100.0	70	100.0	70	91.4		
6436808	Hoerskool Sybrand Van Niekerk	N	2	34		88.2			62	100.0			20	100.0	27	100.0			26	96.2	55	100.0	69	98.6	59	93.2		
6436407	Hoyohoyo Senior Secondary	N	2	9		88.9	22	72.7	9	33.3	9	11.1	36	100.0	12	91.7	12	100.0	15	73.3	12	100.0	24	45.8	15	73.3		
6436707	Ian Mackenzi High	N	1				42	88.1	16	56.3			42	100.0	19	89.5	18	83.3	26	80.8	37	100.0	5	80.0	5	80.0		
6436406	James Khosa Senior Secondary	N	2						19	63.2	19	73.7	39	100.0	20	100.0	5	100.0	15	100.0	22	77.3	17	52.9	15	93.3		
6415491	Jubilee English Medium	N		3		33.3	5	100.0	5	60.0	5	40.0	7	100.0	3	33.3			6	83.3			11	18.2	6	50.0		
6436802	Kadishi Secondary School	N	2	6		33.3	45	66.7	9	88.9			57	100.0	20	95.0			35	77.1	31	90.3	28	17.9	25	28.0		
6415502	Keledi Senior Secondary	N	1	34		26.5	33	54.5	34	70.6	34	64.7	67	98.5	12	25.0			33	45.5	45	75.6	22	40.9	21	57.1		
6436792	Khayimani Independent College	N		11		0.0	46	87.0	27	40.7	24	91.7	81	100.0	47	38.3	17	100.0	45	75.6	56	71.4	25	92.0	19	57.9		
6426009	Kufakwezwe Secondary School	N	1										38	100.0	28	82.1	38	78.9	10	80.0	28	100.0	10	50.0	10	50.0		
6436508	L.M. Mokoena High	N	2	13		84.6	31	87.1	13	76.9	13	84.6	57	100.0	13	92.3	12	100.0	44	56.8	25	92.0	32	65.6	32	53.1		
6436507	Lamulelani High	N	2	34		0.0	24	33.3	34	61.8	34	47.1	67	97.0	21	61.9	12	91.7	33	39.4	50	36.0	17	17.6	9	22.2		
6425908	Langa Secondary	N	1	10	80.0	36	86.1	20	40.0	70	61.4	119	98.3			62	85.5	36	77.8	92	48.9	27	55.6	25	80.0			
6426209	Leaders Of Destiny	N		5	20.0	20	55.0	11	36.4	18	50.0	45	95.6	11	54.5	11	100.0	19	68.4	30	66.7	19	26.3	16	18.8			

District Name	Centre no	Centre name	Dinaledi	Quintile	Accounting		Agricultural Sciences		Business Studies		Economics		English (FAL)		Geography		History		Life Sciences		Mathematical Literacy		Mathematics		Physical Sciences			
					Wrote	% Achieved at 30% and above	Wrote	% Achieved at 30% and above	Wrote	% Achieved at 30% and above	Wrote	% Achieved at 30% and above	Wrote	% Achieved at 30% and above	Wrote	% Achieved at 30% and above	Wrote	% Achieved at 30% and above	Wrote	% Achieved at 30% and above	Wrote	% Achieved at 30% and above	Wrote	% Achieved at 30% and above	Wrote	% Achieved at 30% and above	Wrote	% Achieved at 30% and above
					BOHLABELA	6426206	Lehlasedi High	Y	1	39	38.5	137	75.9	69	65.2	69	66.7	206	100.0	29	65.5	108	88.0	137	61.3	13	61.5	193
	6415401	Lekete High	N	1	24	50.0	58	81.0	24	100.0	24	83.3	109	100.0	19	100.0	38	100.0	77	49.4	82	97.6	27	74.1	26	57.7		
	6415402	Lethipele Senior Secondary	N	1	23	30.4	16	62.5	23	78.3	12	91.7	58	98.3	24	66.7	21	90.5	35	25.7	39	84.6	19	26.3	9	33.3		
	6426202	Letshele Senior Secondary	N	1	36	33.3	50	66.0	36	38.9	36	22.2	138	97.1	44	4.5	18	77.8	59	42.4	77	40.3	62	16.1	59	22.0		
	6436809	Lm Kganane Secondary School	N	2	27	33.3	47	95.7	38	94.7	38	84.2	106	99.1	34	91.2			68	66.2	72	98.6	34	44.1	25	64.0		
	6436706	Luka High	N	1	19	57.9	21	85.7	67	28.4	19	15.8	108	98.1	68	47.1	48	79.2	41	70.7	78	65.4	30	43.3	30	33.3		
	6436608	M.L. Nkuna High	N	1	40	40.0	85	60.0	40	42.5	79	12.7	124	100.0	36	47.2	15	80.0	46	60.9	72	76.4	53	34.0	33	45.5		
	6415403	Maakere High	N	1	25	12.0	36	38.9	25	40.0	25	20.0	61	95.1					36	44.4	25	52.0	36	22.2	35	31.4		
	6436705	Mabarhule High	N	1	6	83.3	13	84.6	23	87.0	23	47.8	91	100.0	51	88.2	48	91.7	20	90.0	65	93.8	26	80.8	20	90.0		
	6425902	Machaye Senior Secondary	N	1					20	60.0	20	20.0	31	100.0					11	81.8	20	85.0	11	18.2	11	45.5		
	6436704	Madiba High	N	1	21	52.4			24	75.0	24	75.0	68	97.1	44	68.2	30	93.3	14	92.9	53	84.9	15	66.7	14	64.3		
	6415603	Madizi Secondary	N	1	5	40.0	38	55.3	11	27.3	5	80.0	70	100.0	30	50.0	27	92.6	38	50.0	32	81.3	38	21.1	31	35.5		
	6436703	Madlala High	N	1	25	40.0			25	96.0	25	60.0	93	100.0	68	95.6	29	100.0	68	77.9	54	98.1	39	48.7	39	92.3		
	6436607	Madzuma High	N	1	12	41.7	15	80.0	12	83.3	12	91.7	81	100.0	55	80.0	53	100.0	70	41.4	65	93.8	17	70.6	17	88.2		
	6426305	Mafemani Nxumalo Secondary	N	1	28	75.0	9	100.0	69	78.3	12	50.0	115	99.1	26	100.0			35	94.3	81	76.5	35	77.1	35	91.4		
	6426103	Magabotse Secondary	N	1			17	58.8					65	100.0	44	56.8			22	54.5	45	82.2	20	35.0	20	65.0		
	6426308	Magigwana Secondary	N	1					56	75.0	56	67.9	74	95.9					19	100.0	55	92.7	20	90.0	19	100.0		
	6415706	Magwagwaza Secondary	N	1	6	0.0	59	83.1	19	68.4	19	31.6	99	100.0	38	39.5	38	86.8	42	69.0	58	69.0	42	52.4	42	64.3		
	6415701	Mahashe Secondary	N	1	40	62.5	54	59.3	40	82.5	40	57.5	121	100.0	81	64.2			77	48.1	14	57.1	107	17.8	65	16.9		
	6415809	Mahlale High	N	1	37	54.1	79	100.0	106	89.6	106	57.5	185	98.9	23	87.0	22	100.0	57	87.7	110	50.0	75	49.3	56	23.2		

District Name	Centre no	Centre name	Dinledi	Quintile	Accounting		Agricultural Sciences		Business Studies		Economics		English (FAL)		Geography		History		Life Sciences		Mathematical Literacy		Mathematics		Physical Sciences			
					Wrote	% Achieved at 30% and above	Wrote	% Achieved at 30% and above	Wrote	% Achieved at 30% and above	Wrote	% Achieved at 30% and above	Wrote	% Achieved at 30% and above	Wrote	% Achieved at 30% and above	Wrote	% Achieved at 30% and above	Wrote	% Achieved at 30% and above	Wrote	% Achieved at 30% and above	Wrote	% Achieved at 30% and above	Wrote	% Achieved at 30% and above	Wrote	% Achieved at 30% and above
					BOHLABELA	6426307	Mahuvo Secondary	N	1			28	53.6	50	28.0	50	38.0	78	88.5					28	50.0	50	22.0	28
6415501	Makata High	N	1	21		38.1	16	93.8	21	76.2	21	71.4	37	97.3					16	87.5	21	90.5	16	43.8	16	43.8		
6436606	Makhosana Manzini High	Y	1	37		40.5	82	52.4	34	64.7	37	37.8	122	100.0	47	72.3	47	95.7	38	89.5	82	79.3	40	90.0	38	100.0		
6436805	Makuke Secondary School	N	2	10		40.0			9	22.2	10	10.0	52	100.0	14	85.7			34	67.6	19	73.7	33	15.2	28	32.1		
6426306	Malamule High	N	1	8		50.0	19	78.9	27	55.6	27	40.7	46	100.0	9	66.7	10	100.0	19	89.5	20	85.0	26	46.2	19	73.7		
6436506	Malavutela Secondary	N	2				23	91.3					23	100.0	23	100.0	12	100.0	23	56.5	12	91.7	11	27.3	11	63.6		
6436605	Mandondo High	N	1	18		44.4	95	57.9	54	63.0	54	59.3	120	96.7	58	69.0	32	100.0	34	76.5	86	67.4	34	38.2	34	47.1		
6425901	Manukuse High	N	1				40	62.5	45	35.6	45	17.8	85	97.6			23	60.9	40	57.5	67	34.3	18	55.6	17	70.6		
6415808	Manyangana High	N	1	17		29.4	44	95.5	60	90.0	60	93.3	77	98.7					17	100.0	60	83.3	17	100.0	17	100.0		
6415702	Maphuthaditshaba Secondary	N	1				28	96.4	24	50.0	24	37.5	52	100.0					28	89.3	24	87.5	28	21.4	28	42.9		
6426107	Marcia Mokoena Secondary	N	1	6		83.3	18	100.0	6	83.3	6	83.3	24	100.0					18	100.0			24	75.0	18	61.1		
6415404	Maripe Senior Secondary	N	1	46		15.2	114	71.9	47	59.6	63	42.9	182	98.9	42	59.5	17	41.2	102	67.6	45	35.6	137	21.2	102	19.6		
6426006	Masana Secondary	N	2	20		85.0	68	94.1	81	69.1	44	61.4	113	100.0	54	100.0	16	100.0	32	100.0	75	97.3	38	71.1	28	92.9		
6436903	Mashishing Secondary School	N	3	73		27.4	28	42.9	73	82.2	73	47.9	129	100.0	56	78.6			28	85.7	98	86.7	31	51.6	28	46.4		
6426108	Masilela Secondary	N	1	21		38.1			63	77.8	65	92.3	72	98.6	34	88.2	17	94.1	9	66.7	56	100.0	16	12.5	7	100.0		
6415604	Masingitana Secondary	N	1	1		0.0	32	87.5	28	57.1	1	100.0	61	100.0	33	45.5	33	87.9	27	100.0	34	91.2	27	51.9	27	70.4		
6436405	Mathibela High School-L	N	2	12		25.0	28	60.7	12	100.0	12	83.3	47	100.0	12	75.0	7	71.4	35	37.1	19	63.2	28	3.6	16	68.8		
6436504	Mathipe High	N	2	17		47.1	19	63.2	17	70.6	17	70.6	36	97.2	17	64.7	2	50.0	19	73.7	33	54.5	3	0.0				

District Name	Centre no	Centre name	Dinaledi	Quintile	Accounting		Agricultural Sciences		Business Studies		Economics		English (FAL)		Geography		History		Life Sciences		Mathematical Literacy		Mathematics		Physical Sciences			
					Wrote	% Achieved at 30% and above	Wrote	% Achieved at 30% and above	Wrote	% Achieved at 30% and above	Wrote	% Achieved at 30% and above	Wrote	% Achieved at 30% and above	Wrote	% Achieved at 30% and above	Wrote	% Achieved at 30% and above	Wrote	% Achieved at 30% and above	Wrote	% Achieved at 30% and above	Wrote	% Achieved at 30% and above	Wrote	% Achieved at 30% and above	Wrote	% Achieved at 30% and above
					BOHLABELA	6415507	Mathukwane Secondary	N	1			33	97.0	17	94.1	33	87.9	33	100.0					16	100.0	33	100.0	
6425903	Mawewe High	N	1				13	61.5	22	31.8	22	9.1	52	100.0	17	0.0	17	70.6	13	61.5	39	46.2	13	46.2	13	69.2		
6436604	Mbhandule Secondary	N	1				15	73.3	27	40.7	26	69.2	40	90.0	25	36.0			14	64.3	27	85.2	13	7.7	13	15.4		
6436404	Mchaka High	N	1	8		62.5	17	82.4	8	62.5	8	50.0	45	100.0	20	50.0	19	100.0	18	88.9	26	76.9	19	21.1	18	44.4		
6415807	Mdluli High	N	1	36		50.0	75	36.0	97	20.6	55	21.8	131	98.5			43	95.3	33	51.5	98	45.9	33	48.5	32	28.1		
6436801	Memezile Secondary School	N	1										90	100.0	90	37.8	59	42.4	22	90.9	65	55.4	25	32.0	30	26.7		
6415609	Mhlangana Secondary	N	1	9		22.2	9	77.8	33	63.6	31	83.9	93	92.5	56	82.1	3	66.7	40	57.5	50	64.0	43	30.2	36	50.0		
6436692	Mkhuhlu Comprehensive	N		1		0.0	11	18.2	2	0.0	1	0.0	14	100.0	11	0.0	6	83.3	10	0.0	10	20.0	6	0.0	5	0.0		
6436602	Mkhukhumba Secondary	N	1	22		18.2	31	58.1	28	96.4	22	31.8	59	100.0	14	71.4	17	70.6	37	37.8	52	94.2	7	71.4	6	100.0		
6426005	Mkhweyantaba High	N	1	2		50.0	42	50.0	2	50.0	11	27.3	44	100.0	7	100.0	25	80.0	8	100.0	36	83.3	8	50.0	8	62.5		
6426106	Mmabatho Mokoena High	N	1				26	88.5					26	100.0	15	60.0			26	50.0	15	80.0	11	72.7	11	100.0		
6426201	Mmasekobe Secondary	N	1				23	100.0					23	100.0	13	92.3			23	91.3	17	82.4	6	33.3	10	100.0		
6436403	Mogoroshi Secondary	N	2	33		24.2	53	81.1	33	48.5	33	54.5	86	98.8	25	84.0	25	100.0	30	73.3	62	75.8	24	29.2	26	57.7		
6415407	Moholoholo High	N	1	25		20.0	39	76.9	33	51.5	25	20.0	64	96.9					39	48.7	25	56.0	39	28.2	31	45.2		
6426010	Monaredira Private College	N		10		30.0	60	70.0	34	67.6	36	22.2	96	100.0	20	35.0	14	42.9	58	65.5	93	73.1	11	81.8	11	72.7		
6415605	Moses Mnisi High	N	1	17		100.0	7	100.0	104	56.7	102	57.8	114	100.0					8	87.5	100	59.0	14	85.7	13	84.6		
6415505	Moseterata Secondary	N	1				42	26.2	31	29.0	31	41.9	42	97.6					11	72.7	34	47.1	8	62.5	11	27.3		
6415504	Mosipa Secondary	N	1	45		44.4	32	81.3	45	68.9	51	76.5	77	100.0					32	68.8	55	87.3	22	45.5	26	46.2		
6415806	Mugena High	Y	1	24	83.3			208	73.6	118	68.6	252	99.6	64	98.4	75	97.3	78	92.3	181	64.1	71	63.4	44	81.8			

District Name	Centre no	Centre name	Dinledi	Quintile	Accounting		Agricultural Sciences		Business Studies		Economics		English (FAL)		Geography		History		Life Sciences		Mathematical Literacy		Mathematics		Physical Sciences			
					Wrote	% Achieved at 30% and above	Wrote	% Achieved at 30% and above	Wrote	% Achieved at 30% and above	Wrote	% Achieved at 30% and above	Wrote	% Achieved at 30% and above	Wrote	% Achieved at 30% and above	Wrote	% Achieved at 30% and above	Wrote	% Achieved at 30% and above	Wrote	% Achieved at 30% and above	Wrote	% Achieved at 30% and above	Wrote	% Achieved at 30% and above	Wrote	% Achieved at 30% and above
					BOHLABELA	6426004	Mzangedwa Secondary School	N	1			22	95.5	17	47.1	17	17.6	39	100.0	29	79.3	10	40.0	22	90.9	17	76.5	22
6425904	Mzila Secondary	N	1	8		37.5	37	67.6	12	83.3	8	75.0	49	100.0	29	51.7	29	100.0	12	91.7	34	55.9	15	40.0	12	83.3		
6426301	Mzimba Secondary	N	1	7		0.0	17	82.4	58	20.7	44	54.5	81	79.0			20	80.0	17	70.6	67	44.8	14	14.3	13	38.5		
6415405	N.P. Mathabela Secondary	N	1	19		47.4	48	62.5	19	42.1	19	42.1	67	100.0	38	50.0			48	39.6	41	87.8	26	38.5	10	70.0		
6426001	Ndlamakhosi Secondary	N	1				27	85.2					69	98.6	47	74.5	22	63.6			44	70.5	25	20.0	27	14.8		
6426303	Nghunghunyana Secondary	N	1				17	100.0	28	35.7	9	88.9	47	91.5	7	14.3	22	81.8	16	68.8	32	78.1	15	0.0	14	14.3		
6426102	Ngwarisane Secondary	N	1	33		48.5	125	60.8	33	78.8	33	69.7	158	100.0	70	77.1	19	94.7	55	89.1	70	88.6	88	36.4	55	83.6		
6415703	Nkotobona High	N	1	44		11.4			44	50.0	44	50.0	105	100.0	61	72.1			61	70.5			105	5.7	61	19.7		
6425905	Nyamande High	N	1	8		0.0	19	73.7	36	44.4	36	55.6	55	89.1			28	96.4	19	52.6	36	25.0	19	47.4	19	52.6		
6415805	Nyamazane	N	1						72	40.3	67	34.3	94	80.9					27	92.6	70	35.7	24	33.3	22	63.6		
6426311	Orhovelani High	Y	2	40		82.5	133	92.5	103	91.3	109	89.9	309	99.7	63	93.7			248	89.5			310	34.2	231	59.7		
6436804	Panorama Secondary School	N	4						22	100.0									22	100.0	5	100.0	17	70.6	22	72.7		
6415601	Phendulane Secondary	N	1	20		35.0	55	45.5	98	26.5	56	37.5	173	86.7	24	33.3	39	23.1	51	47.1	102	53.9	71	23.9	51	47.1		
6436702	Phulani High	N	1				28	53.6					44	100.0	44	52.3	24	91.7	20	85.0	24	95.8	20	45.0	16	56.3		
6436806	Pilgrims Rest City Secondary	N	2										19	100.0	19	84.2			19	47.4	16	93.8	3	100.0				
6415406	Puledi Secondary	N	1	33		12.1	52	48.1	33	60.6	33	45.5	85	92.9	32	15.6	24	100.0	28	50.0	64	56.3	21	23.8	20	20.0		
6426003	Qokiso Senoir Secondary	N	1				13	100.0					70	100.0	57	33.3	57	98.2	13	100.0	57	66.7	13	61.5	13	61.5		
6415503	Reti Secondary	N	1	38		28.9	29	82.8	38	28.9	38	47.4	67	100.0					29	58.6	38	78.9	29	17.2	29	31.0		

District Name	Centre no	Centre name	Dinaledi	Quintile	Accounting		Agricultural Sciences		Business Studies		Economics		English (FAL)		Geography		History		Life Sciences		Mathematical Literacy		Mathematics		Physical Sciences			
					Wrote	% Achieved at 30% and above	Wrote	% Achieved at 30% and above	Wrote	% Achieved at 30% and above	Wrote	% Achieved at 30% and above	Wrote	% Achieved at 30% and above	Wrote	% Achieved at 30% and above	Wrote	% Achieved at 30% and above	Wrote	% Achieved at 30% and above	Wrote	% Achieved at 30% and above	Wrote	% Achieved at 30% and above	Wrote	% Achieved at 30% and above	Wrote	% Achieved at 30% and above
					BOHLABELA	6436502	Rindzani Senior Secondary	N	2	18	11.1	10	80.0	27	51.9	18	77.8	51	100.0	33	72.7			24	91.7	19	89.5	32
	6415606	Sehlakabje High	N	1	18	50.0	17	100.0	18	77.8	18	44.4	56	100.0	21	90.5			17	88.2	33	87.9	23	56.5	17	82.4		
	6426203	Sekhukhusa Senior	N	1	12	33.3	40	77.5	12	50.0	12	25.0	40	100.0	28	46.4	8	100.0	28	75.0	20	95.0	20	40.0	20	30.0		
	6436807	Sekwai Secondary School	N	2	16	50.0	31	100.0	18	44.4	18	55.6	80	100.0	34	58.8			62	72.6	49	91.8	31	61.3	28	60.7		
	6426205	Serisha Secondary	N	2	14	0.0	28	64.3			14	28.6	47	97.9	20	15.0	12	58.3	14	78.6	20	50.0	28	0.0	14	7.1		
	6436402	Shanke Senior Secondary	N	2	18	100.0	28	100.0	18	100.0	18	94.4	74	100.0	28	96.4	28	100.0	42	97.6	28	100.0	46	65.2	28	100.0		
	6415705	Shobiyana Senior Secondary	N	1	19	89.5	137	98.5	19	100.0	19	100.0	156	99.4	35	91.4	22	100.0	79	100.0	82	96.3	74	60.8	64	100.0		
	6436501	Skapandoda Mashabiya Secondary	N	2			32	71.9					57	100.0	52	69.2	15	53.3	42	59.5	26	69.2	31	38.7	30	53.3		
	6436901	Skhila Secondary School	N	2	37	27.0			45	95.6	37	73.0	26	100.0					8	100.0	34	100.0	11	100.0	8	100.0		
	6415804	Sokisi High	N	1			8	100.0	57	84.2	68	91.2	97	99.0			11	100.0	29	96.6	75	97.3	22	72.7	29	93.1		
	6426008	Soshangane High School	N	1					22	68.2	22	68.2	110	99.1	37	97.3	51	90.2	37	91.9	72	83.3	37	78.4	37	89.2		
	6415510	St George High School	N		2	50.0	3	100.0	6	100.0	5	100.0	10	100.0	1	100.0			11	100.0	6	100.0	11	72.7	11	100.0		
	6436401	Tamajane Senior Secondary	N	2	23	8.7	42	50.0	23	21.7	23	30.4	65	100.0	38	71.1	21	100.0	21	57.1	28	60.7	37	8.1	4	100.0		
	6415607	Thepang Chiloane Secondary	N	1	21	14.3			31	58.1	46	52.2	46	97.8					25	64.0	31	71.0	15	73.3	15	73.3		
	6415608	Tladishi High	N	1	27	29.6	75	58.7	34	58.8	27	81.5	102	100.0					51	62.7	51	52.9	51	17.6	50	28.0		

District Name	Centre no	Centre name	Dinatedi	Quintile	Accounting		Agricultural Sciences		Business Studies		Economics		English (FAL)		Geography		History		Life Sciences		Mathematical Literacy		Mathematics		Physical Sciences			
					Wrote	% Achieved at 30% and above	Wrote	% Achieved at 30% and above	Wrote	% Achieved at 30% and above	Wrote	% Achieved at 30% and above	Wrote	% Achieved at 30% and above	Wrote	% Achieved at 30% and above	Wrote	% Achieved at 30% and above	Wrote	% Achieved at 30% and above	Wrote	% Achieved at 30% and above	Wrote	% Achieved at 30% and above	Wrote	% Achieved at 30% and above	Wrote	% Achieved at 30% and above
					BOHLABELA	6415791	Wem - Bushbuckridge	N		1	0.0	13	100.0	2	0.0	2	50.0	10	100.0	14	92.9			13	100.0	8	87.5	7
6426109	Wem Bushbuckridge	N		19		42.1	21	100.0	21	42.9	21	52.4	9	100.0	21	81.0			21	95.2	21	85.7	21	14.3	20	35.0		
6436691	Wem Mkhuhlu	N		8		25.0	20	80.0	38	55.3	36	13.9	70	90.0	25	68.0	7	100.0	27	63.0	51	33.3	20	30.0	18	27.8		
6425906	Xanthia High	N	1	20		75.0	37	94.6	28	78.6	20	40.0	65	98.5	7	14.3	7	100.0	38	57.9	22	50.0	43	9.3	38	28.9		
6425907	Ximoyi Khosa High	N	1	30		96.7	23	100.0	30	90.0	30	86.7	86	100.0	13	100.0	20	95.0	23	91.3	52	98.1	34	73.5	23	100.0		
EHLANZENI	6241992	Acek Academy	N		19	73.7	77	76.6	71	78.9	57	57.9	98	100.0	108	79.6	29	72.4	88	78.4	110	90.0	54	61.1	41	75.6		
	6283190	Advisory Progressive College	N		9	44.4	13	84.6	16	56.3	15	46.7	12	100.0	14	71.4			14	78.6	21	71.4	10	10.0	8	12.5		
	6242392	Angels Park Academy	N		15	46.7	18	66.7	19	68.4	20	30.0	16	100.0	20	75.0			22	63.6	27	74.1	17	23.5	12	58.3		
	6282902	Barberton Combined	N	4	12	66.7			14	100.0					33	100.0	11	100.0	20	90.0	24	95.8	21	61.9	16	56.3		
	6262692	Beacon College	N		15	93.3			13	100.0									28	100.0	6	100.0	35	74.3	26	100.0		
	6242204	Bhekiswako Secondary	N	2	28	50.0	42	83.3	40	60.0	28	35.7	135	100.0	90	80.0	29	89.7	65	46.2	110	94.5	26	80.8	25	92.0		
	6283007	Bonginhlanhla Secondary	N	2	37	18.9	74	62.2	37	75.7	37	100.0	157	100.0	108	62.0	12	100.0	121	66.1	110	75.5	47	46.8	47	63.8		
	6262408	Camalaza Secondary	N	1	18	100.0	40	52.5	18	88.9	18	77.8	82	100.0	61	68.9			34	73.5	52	73.1	30	90.0	27	66.7		
	6283191	Cefups Academy	N		27	85.2	181	94.5	212	91.5	148	70.3	196	100.0	276	90.2	80	95.0	151	88.1	212	93.9	83	97.6	69	100.0		
	6283002	Chief Charles Secondary	N	1	22	27.3			46	76.1	22	95.5	68	100.0	46	60.9			46	67.4	42	64.3	26	50.0	22	95.5		
	6282903	Chief Funwako Secondary	N	2	27	59.3	47	91.5	27	92.6	27	77.8	92	100.0	66	89.4			66	78.8	68	91.2	25	40.0	19	100.0		
	6283102	Cyril Clarke Secondary	N	2	17	35.3	22	45.5	13	92.3	17	70.6	75	100.0	34	91.2	15	86.7	20	75.0	57	86.0	18	33.3	16	81.3		
	6262809	Dd Mabuza Comprehensive	N	1									76	100.0	29	100.0			29	96.6			76	35.5	76	76.3		
	6262802	Dlamadoda Secondary	N	1	18	83.3	60	86.7	18	100.0	18	77.8	78	97.4	31	61.3			60	58.3	49	89.8	29	27.6	29	48.3		
6262405	Driekoppies Combined	N	1	16	68.8	58	100.0	16	100.0	16	87.5	121	100.0	105	95.2			105	86.7	74	98.6	47	72.3	47	85.1			

District Name	Centre no	Centre name	Dinaledi	Quintile	Accounting		Agricultural Sciences		Business Studies		Economics		English (FAL)		Geography		History		Life Sciences		Mathematical Literacy		Mathematics		Physical Sciences			
					Wrote	% Achieved at 30% and above	Wrote	% Achieved at 30% and above	Wrote	% Achieved at 30% and above	Wrote	% Achieved at 30% and above	Wrote	% Achieved at 30% and above	Wrote	% Achieved at 30% and above	Wrote	% Achieved at 30% and above	Wrote	% Achieved at 30% and above	Wrote	% Achieved at 30% and above	Wrote	% Achieved at 30% and above	Wrote	% Achieved at 30% and above	Wrote	% Achieved at 30% and above
					EHLANZENI	6283192	Easthigh College Of Excellence	N		11	36.4	32	37.5	25	64.0	23	39.1	52	80.8	27	48.1			31	48.4	49	55.1	19
	6283197	Edgeview Academy	N		5	80.0	15	93.3	18	66.7	13	53.8	31	100.0	24	66.7			28	67.9	20	80.0	26	34.6	20	65.0		
	6283305	Ej Singwane Secondary	N	2	42	71.4	34	79.4	42	97.6	42	59.5	111	100.0	58	89.7			69	68.1	83	91.6	28	64.3	35	60.0		
	6242294	Elephant Private	N		18	44.4	46	54.3	19	52.6	19	15.8	80	98.8					61	29.5	65	73.8	15	20.0	15	26.7		
	6282901	Emjindini Secondary	N	3	43	39.5	48	93.8	74	93.2	24	66.7	131	100.0	40	85.0			69	92.8	98	91.8	33	60.6	33	66.7		
	6262801	Gebhuza Secondary	N	1	25	20.0	76	100.0	25	88.0	25	96.0	115	98.3	90	76.7	73	84.9	90	41.1	98	85.7	17	58.8	17	100.0		
	6283301	Gedlembane Secondary	N	2	41	41.5	75	44.0	41	87.8	41	56.1	144	100.0	74	66.2	30	63.3	104	39.4	109	67.0	36	33.3	29	55.2		
	6262707	Gekombineerde Skool Komatipoort	N	5	10	60.0			18	83.3			35	100.0	8	100.0			9	100.0	25	100.0	11	63.6	6	83.3		
	6241904	Guduza Secondary	N	2	14	100.0	44	97.7	22	90.9	13	84.6	76	100.0	40	90.0			54	79.6	58	94.8	18	72.2	31	67.7		
	6242210	Hazyview Comprehensive	Y	2	25	56.0					59	35.6	136	100.0							107	95.3	29	89.7	77	53.2		
	6242295	Hazyview Private College	N		32	21.9	61	37.7	77	41.6	46	13.0	77	100.0	76	42.1	24	54.2	69	29.0	87	71.3	31	19.4	29	27.6		
	6283303	Hillaria Mthethwa Secondary	N	2	32	53.1	31	77.4	58	81.0	26	38.5	144	100.0	13	76.9			57	84.2	94	70.2	49	55.1	26	88.5		
	6242302	Hlanganani Secondary	N	2	16	75.0	22	100.0	16	93.8	16	100.0	45	100.0	7	100.0	7	100.0	22	100.0	23	100.0	22	100.0	22	100.0		
	6282904	Hoerskool Barberton	N	4	38	89.5			68	97.1			30	100.0					42	90.5	70	100.0	38	94.7	26	92.3		
	6283103	Hoerskool Bergvlam	N	5	19	89.5			61	100.0			85	100.0	29	96.6			64	95.3	113	100.0	50	98.0	31	90.3		
	6283101	Hoerskool Nelspruit	N	5	61	100.0			104	100.0			231	100.0	97	97.9			131	99.2	103	100.0	128	100.0	97	100.0		
	6242308	Hoerskool Rob Ferreira	N	5	37	100.0			59	98.3			88	100.0	68	92.6			61	93.4	91	98.9	64	95.3	52	88.5		
	6262811	Idlangemabala Secondary	N	1	31	29.0	45	93.3	31	87.1	31	83.9	75	98.7	44	95.5			44	90.9	19	94.7	57	24.6	26	34.6		

District Name	Centre no	Centre name	Dinatedi	Quintile	Accounting		Agricultural Sciences		Business Studies		Economics		English (FAL)		Geography		History		Life Sciences		Mathematical Literacy		Mathematics		Physical Sciences			
					Wrote	% Achieved at 30% and above	Wrote	% Achieved at 30% and above	Wrote	% Achieved at 30% and above	Wrote	% Achieved at 30% and above	Wrote	% Achieved at 30% and above	Wrote	% Achieved at 30% and above	Wrote	% Achieved at 30% and above	Wrote	% Achieved at 30% and above	Wrote	% Achieved at 30% and above	Wrote	% Achieved at 30% and above	Wrote	% Achieved at 30% and above	Wrote	% Achieved at 30% and above
					EHLANZENI	6262807	Inkomazi Secondary	Y	2	8	75.0	99	98.0	8	100.0	8	87.5	171	100.0	118	94.1			152	88.2	96	99.0	75
	6242205	Inkunzi Secondary	N	2	14	71.4	112	60.7	14	92.9	14	78.6	126	98.4	67	34.3	31	77.4	48	62.5	112	76.8	14	78.6	14	100.0		
	6242301	Jacob Mdluli Secondary	Y	2	10	100.0	42	90.5	23	100.0	10	90.0	52	100.0	8	100.0			42	81.0	28	92.9	24	66.7	21	85.7		
	6242304	Jerusalem Secondary	N	2	19	63.2	91	50.5	19	63.2	19	63.2	156	100.0	106	67.0	31	96.8	138	48.6	110	84.5	47	29.8	47	57.4		
	6262409	Joseph Matsebula	N	1	19	68.4	72	98.6	19	100.0	19	100.0	91	100.0	43	100.0			72	87.5	60	100.0	31	71.0	29	72.4		
	6282905	Kamhola Secondary	N	3	60	53.3	129	70.5	94	57.4	60	50.0	236	100.0	48	85.4			143	65.0	135	71.1	102	41.2	74	60.8		
	6283004	Khaliphani Secondary	N	3	31	96.8	49	100.0	31	90.3	31	83.9	103	100.0	44	97.7	44	100.0	51	78.4	73	97.3	30	60.0	28	64.3		
	6242202	Khanyisani Secondary	N	2	30	43.3	53	88.7	30	76.7	30	43.3	101	98.0	48	91.7	20	95.0	59	84.7	83	89.2	18	61.1	16	81.3		
	6242206	Khetsalwati Secondary	N	1	20	55.0	79	83.5	20	85.0	20	85.0	99	99.0	38	94.7			79	73.4	83	88.0	16	68.8	14	85.7		
	6262701	Khula Secondary	N	2	58	65.5	68	89.7	58	93.1	58	86.2	126	100.0	68	83.8	36	88.9	67	82.1	93	93.5	33	48.5	32	56.3		
	6242303	Khumbula Secondary	N	2	13	76.9	33	87.9	13	92.3	13	76.9	46	100.0	16	87.5	15	93.3	18	94.4	29	93.1	17	64.7	17	70.6		
	6241908	Khutsalani Secondary	Y	4	33	84.8	82	100.0	33	100.0	33	97.0	187	100.0	154	96.8			116	94.8	148	98.0	39	97.4	34	97.1		
	6262702	Lambalati Secondary	N	1	5	100.0	60	90.0	5	100.0	5	100.0	65	100.0	60	91.7	20	100.0	60	80.0	20	85.0	45	55.6	40	55.0		
	6283001	Lekazi Secondary	N	2	59	72.9	39	94.9	59	89.8	59	86.4	157	100.0	76	98.7	30	100.0	99	68.7	116	96.6	42	85.7	30	100.0		
	6283304	Lihawu Secondary	Y	2	20	95.0	61	86.9	20	95.0	20	70.0	150	100.0	130	92.3	29	100.0	101	56.4	90	88.9	60	63.3	40	57.5		
	6262502	Lomahasha Secondary	N	1	27	44.4	39	92.3	27	92.6	27	85.2	79	100.0	52	84.6			52	98.1	55	94.5	24	50.0	13	92.3		
	6283203	Louieville Combined	N	1	10	80.0			15	80.0	10	90.0	31	100.0	21	100.0			21	85.7	19	100.0	12	75.0	16	62.5		
	6262403	Lovunywa Secondary	N	1	28	78.6	70	91.4	37	94.6	37	83.8	197	100.0	121	75.2	48	93.8	81	86.4	168	98.2	29	79.3	26	88.5		
	6283105	Lowveld High	Y	5	49	98.0			130	99.2					51	94.1	66	100.0	132	98.5	107	100.0	122	83.6	82	90.2		
	6262509	Lubombo Secondary	N	1	11	54.5	36	91.7	11	63.6	11	54.5	47	100.0	7	85.7			36	72.2	16	93.8	31	93.5	29	62.1		
	6262602	Lugebhuta Secondary	Y	2	18	66.7	85	90.6	18	72.2	18	55.6	160	100.0	46	71.7	46	100.0	96	86.5	104	88.5	56	67.9	51	62.7		
	6242207	Lungisani Secondary	N	2	17	64.7	55	78.2	19	63.2	19	47.4	128	100.0	87	85.1	22	90.9	67	80.6	111	90.1	17	52.9	31	58.1		
	6262605	Mahlatsi Secondary	N	2	39	87.2	126	94.4	40	80.0	39	94.9	204	100.0	83	79.5	34	58.8	123	89.4	150	94.7	54	88.9	49	81.6		
	6262805	Mahushe Secondary	Y	4			167	99.4					167	100.0					167	91.0			167	30.5	167	46.7		

District Name	Centre no	Centre name	Dinaledi	Quintile	Accounting		Agricultural Sciences		Business Studies		Economics		English (FAL)		Geography		History		Life Sciences		Mathematical Literacy		Mathematics		Physical Sciences			
					Wrote	% Achieved at 30% and above	Wrote	% Achieved at 30% and above	Wrote	% Achieved at 30% and above	Wrote	% Achieved at 30% and above	Wrote	% Achieved at 30% and above	Wrote	% Achieved at 30% and above	Wrote	% Achieved at 30% and above	Wrote	% Achieved at 30% and above	Wrote	% Achieved at 30% and above	Wrote	% Achieved at 30% and above	Wrote	% Achieved at 30% and above	Wrote	% Achieved at 30% and above
					EHLANZENI	6262708	Mambane Secondary	N	1	53	50.9	76	96.1	53	92.5	52	73.1	169	100.0	71	95.8			83	75.9	81	95.1	88
	6283306	Mandlesive Secondary	N	1	21	42.9	97	85.6	21	95.2	21	95.2	119	100.0	70	81.4			99	72.7	74	93.2	46	47.8	30	40.0		
	6262404	Manzowlwandle Secondary	N	1	42	33.3	68	77.9	68	80.9	42	59.5	175	100.0	102	79.4	31	80.6	133	65.4	128	83.6	47	40.4	39	61.5		
	6283201	Masitakhe Secondary	N	3	40	90.0			104	87.5	40	90.0	135	99.3	33	97.0	62	83.9	33	87.9	100	88.0	37	56.8	33	87.9		
	6283194	Mathews Phosa College	N		7	100.0			44	100.0	34	100.0			30	100.0			29	96.6	34	100.0	29	96.6	19	100.0		
	6283006	Mayibuye Secondary	N	3	21	33.3	42	76.2	53	37.7	84	21.4	158	98.7	86	46.5	35	68.6	49	61.2	140	62.1	19	68.4	17	88.2		
	6262406	Mbambiso Secondary	N	1	33	60.6	121	90.1	33	100.0	33	97.0	184	100.0	132	93.2	19	100.0	120	81.7	147	89.1	36	52.8	36	72.2		
	6262505	Mbhudula Secondary	N	1	20	60.0	52	55.8	20	85.0	20	60.0	100	100.0	28	92.9			80	43.8	72	65.3	28	50.0	28	50.0		
	6262506	Mbhunu Secondary	N	1	9	100.0	31	87.1	28	92.9	17	64.7	97	100.0	23	87.0	19	94.7	61	59.0	53	79.2	44	63.6	35	82.9		
	6262710	Mbombo Primary	N	2	12	25.0	34	82.4	39	46.2	12	41.7	46	97.8					34	52.9	38	76.3	8	50.0	7	71.4		
	6241902	Mbuyane Secondary	N	2	23	47.8	35	80.0	23	82.6	23	73.9	86	100.0	38	84.2	20	100.0	38	63.2	44	77.3	42	40.5	28	53.6		
	6262512	Mc Zitha Primary	N	1			111	94.6					111	99.1	111	89.2			111	83.8			111	38.7	111	44.1		
	6262507	Mdzabu Secondary	N	1	22	63.6	25	76.0	22	81.8	22	72.7	74	100.0	27	96.3			52	78.8	47	91.5	27	66.7	27	74.1		
	6262402	Mdzili Secondary	N	1	13	61.5	51	90.2	13	61.5	13	69.2	64	98.4	37	70.3			51	80.4	47	100.0	17	88.2	14	100.0		
	6262703	Mehlobovu Secondary	N	2	9	100.0	59	100.0	9	100.0	9	100.0	106	100.0	38	100.0			97	90.7	59	98.3	47	80.9	38	89.5		
	6242390	Metroloplitan College	N		109	45.9	276	79.0	313	73.8	200	52.5	265	98.9	368	73.1	92	83.7	249	72.7	285	86.3	192	51.0	151	50.3		
	6262706	Mgubho Combined	N	2	33	54.5			33	81.8	33	78.8	92	98.9	59	91.5			59	76.3			92	59.8	59	62.7		
	6241910	Mhlume Secondary	N	2	12	83.3	35	85.7	50	92.0	50	76.0	120	100.0	70	98.6			70	64.3	82	95.1	38	65.8	35	82.9		
	6262709	Mjokwane Secondary	N	2	48	89.6	167	91.6	49	91.8	49	98.0	236	100.0					187	72.7	160	91.3	76	90.8	67	95.5		
	6242307	Mntungwa Secondary	N	2	13	61.5	47	100.0	13	100.0	13	69.2	60	100.0	38	86.8			47	85.1	50	100.0	10	90.0	9	88.9		
	6242208	Mshadza Secondary	N	2	21	42.9	86	62.8	21	76.2	21	61.9	141	97.9	99	75.8	10	60.0	84	65.5	111	80.2	30	73.3	34	97.1		
	6283302	Mthombo Secondary	N	2	11	63.6	31	61.3	16	68.8	12	66.7	81	97.5	35	71.4			57	36.8	56	87.5	25	52.0	21	61.9		
	6262604	Mtimandze Secondary	N	2	37	86.5	62	91.9	37	83.8	37	73.0	136	100.0	37	100.0	62	95.2	99	75.8	97	88.7	39	71.8	37	83.8		

District Name	Centre no	Centre name	Dinatedi	Quintile	Accounting		Agricultural Sciences		Business Studies		Economics		English (FAL)		Geography		History		Life Sciences		Mathematical Literacy		Mathematics		Physical Sciences			
					Wrote	% Achieved at 30% and above	Wrote	% Achieved at 30% and above	Wrote	% Achieved at 30% and above	Wrote	% Achieved at 30% and above	Wrote	% Achieved at 30% and above	Wrote	% Achieved at 30% and above	Wrote	% Achieved at 30% and above	Wrote	% Achieved at 30% and above	Wrote	% Achieved at 30% and above	Wrote	% Achieved at 30% and above	Wrote	% Achieved at 30% and above	Wrote	% Achieved at 30% and above
					EHLANZENI	6283009	Ncakini Secondary	N	2	41	58.5	118	66.9	41	95.1	41	100.0	207	99.0	117	60.7	49	98.0	117	74.4	158	82.3	50
6262813	Ndindane Combined	N	1				41	80.5					41	97.6	20	95.0			41	58.5	20	90.0	21	42.9	21	76.2		
6262608	Ndlela High	N	2	21		76.2	139	59.7	20	90.0	20	75.0	204	97.5	184	68.5			184	60.3	139	66.2	65	44.6	45	77.8		
6283195	Nelspruit Private College	N		13		84.6			18	100.0	18	83.3			31	100.0	4	100.0	29	86.2	15	100.0	34	82.4	27	85.2		
6242309	Ngazi Ndhlovu Secondary	N	2	21		71.4	26	76.9	21	90.5	21	81.0	53	100.0	15	86.7			32	65.6	33	97.0	20	65.0	17	82.4		
6241903	Ngodini Secondary	N	4	27		48.1	52	78.8	27	96.3	27	74.1	122	100.0	95	83.2			95	64.2	90	88.9	32	68.8	29	65.5		
6262492	Nhanyane Secondary	N	1	28		75.0	60	75.0	28	92.9	28	53.6	131	99.2	103	76.7			103	72.8	75	94.7	56	55.4	43	46.5		
6262812	Nj Mahlangu Secondary	N	2				32	87.5					49	100.0	49	79.6			49	87.8	22	100.0	27	37.0	17	70.6		
6262607	Njeyeza Secondary	Y	2	40		87.5	101	92.1	40	97.5	40	97.5	195	100.0	107	96.3			155	83.2	125	96.8	70	88.6	54	77.8		
6242291	Noah'S Ark Private College	N		10		50.0	28	85.7	27	74.1	30	33.3	33	97.0	39	71.8	14	92.9	35	71.4	39	79.5	31	35.5	27	29.6		
6262504	Ntiyi Secondary	N	1	18		16.7	18	94.4	18	44.4	18	55.6	47	95.7	29	93.1			29	79.3	36	80.6	11	90.9	11	72.7		
6242305	Phatfwa Secondary	N	2	14		78.6	7	100.0	14	85.7	14	78.6	59	100.0	24	100.0	21	90.5	45	68.9	42	97.6	17	64.7	11	72.7		
6242209	Phola Secondary School	N	2	22		40.9	12	66.7	22	77.3	22	40.9	50	100.0	28	75.0			28	28.6	12	100.0	38	15.8	16	37.5		
6262501	Phumula Secondary	N	1	30		26.7	60	55.0	30	46.7	30	46.7	90	97.8					60	71.7	30	80.0	60	26.7	60	28.3		
6242292	Royal High	N		19		52.6	7	42.9	19	84.2	19	42.1	35	100.0	12	91.7	6	100.0	11	100.0	26	80.8	11	36.4	11	54.5		
6283307	Sabane Secondary School	N	1	23		78.3	5	100.0	23	95.7	23	87.0	48	100.0	25	96.0			25	100.0	16	100.0	32	78.1	20	100.0		
6242306	Sakhile Secondary	N	2	10		80.0	25	96.0	10	100.0	10	100.0	69	100.0	40	60.0	7	100.0	25	100.0	57	93.0	12	58.3	12	83.3		
6262508	Samora Machel Secondary	N	1	38		63.2			133	60.2	38	26.3	188	98.4	150	61.3			55	65.5	99	64.6	89	43.8	55	45.5		
6262691	Shammah College	N		55		25.5	173	58.4	57	71.9	57	43.9	234	97.4	117	67.5			178	52.2	178	66.3	73	26.0	70	38.6		

District Name	Centre no	Centre name	Dinaledi	Quintile	Accounting		Agricultural Sciences		Business Studies		Economics		English (FAL)		Geography		History		Life Sciences		Mathematical Literacy		Mathematics		Physical Sciences			
					Wrote	% Achieved at 30% and above	Wrote	% Achieved at 30% and above	Wrote	% Achieved at 30% and above	Wrote	% Achieved at 30% and above	Wrote	% Achieved at 30% and above	Wrote	% Achieved at 30% and above	Wrote	% Achieved at 30% and above	Wrote	% Achieved at 30% and above	Wrote	% Achieved at 30% and above	Wrote	% Achieved at 30% and above	Wrote	% Achieved at 30% and above	Wrote	% Achieved at 30% and above
					EHLANZENI	6262803	Shayaza Primary	N	1	17	88.2	37	100.0	17	100.0	17	88.2	54	100.0	37	97.3			37	97.3	31	100.0	23
6262804	Shinyukane Secondary	N	1	15		33.3	53	96.2	15	80.0	15	93.3	68	100.0	53	96.2			53	64.2	15	93.3	53	37.7	53	52.8		
6241905	Sibhulo Secondary	N	2	10		90.0	29	96.6	10	60.0	10	90.0	81	100.0	42	92.9			71	84.5	63	95.2	18	61.1	29	51.7		
6242201	Sibukosefhu Secondary	N	2	23		78.3	56	80.4	23	100.0	23	87.0	107	100.0	21	85.7	21	100.0	63	63.5	87	96.6	20	85.0	19	100.0		
6283202	Sibusisiwe Secondary	N	3	42		95.2	40	80.0	42	95.2	42	78.6	119	100.0	78	84.6	27	100.0	38	97.4	52	96.2	68	54.4	51	76.5		
6283308	Sicelothethu Secondary School	N		10		80.0	16	100.0	10	100.0	10	90.0	35	100.0	25	100.0			20	95.0	25	96.0	10	80.0	9	77.8		
6262606	Sidlamafa Secondary	Y	2	33		100.0	27	96.3	28	100.0	33	69.7	118	100.0	83	92.8	27	100.0	58	82.8	56	96.4	62	67.7	58	69.0		
6283010	Sidungeni Secondary	N	1	6		100.0	28	96.4	6	50.0	6	100.0	54	100.0	48	93.8			48	100.0	34	100.0	20	100.0	20	50.0		
6262808	Sigweje Secondary	N	2	21		66.7	13	92.3	21	66.7	21	61.9	63	100.0	29	79.3	29	96.6	13	100.0	50	82.0	13	61.5	13	69.2		
6262806	Sikhwahlane Secondary	N	1	25		92.0	98	99.0	25	100.0	25	92.0	123	100.0	98	95.9			45	97.8	78	96.2	45	80.0	45	84.4		
6241906	Siligane Secondary	N	2	25		84.0	21	100.0	25	80.0	25	44.0	58	100.0	33	100.0			33	84.8	44	97.7	14	78.6	12	83.3		
6262705	Sincobile Secondary	N	1	17		64.7	95	85.3	17	94.1	17	82.4	112	100.0	95	86.3	34	97.1	95	86.3	51	94.1	61	60.7	61	75.4		
6242203	Siphumelele Secondary	N	2	10		70.0	17	100.0	10	90.0	10	70.0	27	100.0	17	100.0			17	88.2	27	88.9						
6283205	Sitfokotile Secondary	N	3	20		75.0	31	74.2	44	86.4	44	43.2	122	100.0	49	89.8	29	96.6	79	64.6	55	94.5	68	17.6	42	40.5		
6283008	Sitintile Secondary	Y	4	33		72.7	65	100.0	33	66.7	33	57.6	224	100.0	126	91.3	43	100.0	191	79.1	95	96.8	129	76.0	96	89.6		
6262510	Sophungane Combined	Y	1				114	98.2					114	100.0	114	99.1			114	94.7	74	100.0	40	87.5	41	73.2		
6262407	Soshangane Secondary	N	1	44		72.7	43	97.7	43	76.7	43	74.4	172	98.8	86	43.0	86	74.4	43	93.0	130	69.2	43	65.1	43	39.5		
6262503	Steenbok Secondary	N	1	18		94.4	20	95.0	18	94.4	18	72.2	59	100.0	21	95.2			41	90.2	49	98.0	10	90.0	41	43.9		
6262603	Suikerland Secondary	Y	4	45	75.6			45	88.9	52	88.5	136	100.0					114	94.7	93	100.0	74	100.0	69	100.0			
6283003	Thembeke Secondary	N	2	24	91.7			24	100.0	24	79.2	94	100.0	70	95.7	45	97.8	70	67.1	68	97.1	26	96.2	25	80.0			
6283204	Tikhontele Secondary	N	3	22	63.6	23	91.3	22	86.4	23	69.6	111	100.0	52	94.2	13	100.0	89	75.3	48	89.6	63	30.2	29	82.8			

District Name	Centre no	Centre name	Dinledi	Quintile	Accounting		Agricultural Sciences		Business Studies		Economics		English (FAL)		Geography		History		Life Sciences		Mathematical Literacy		Mathematics		Physical Sciences			
					Wrote	% Achieved at 30% and above	Wrote	% Achieved at 30% and above	Wrote	% Achieved at 30% and above	Wrote	% Achieved at 30% and above	Wrote	% Achieved at 30% and above	Wrote	% Achieved at 30% and above	Wrote	% Achieved at 30% and above	Wrote	% Achieved at 30% and above	Wrote	% Achieved at 30% and above	Wrote	% Achieved at 30% and above	Wrote	% Achieved at 30% and above	Wrote	% Achieved at 30% and above
					EHLANZENI	6262810	Tikhuni Secondary	N	1	19	89.5	46	95.7	19	100.0	19	68.4	65	98.5	11	90.9	8	100.0	46	89.1	38	100.0	27
6262601	Tinhlonhla Secondary	N	1	18		100.0	54	98.1	18	94.4	18	94.4	109	100.0	67	97.0	67	100.0	61	65.6	67	95.5	42	69.0	24	100.0		
6242293	Twin College	N					33	72.7	36	41.7	32	9.4	70	95.7	61	36.1			36	38.9	60	71.7	15	40.0	15	53.3		
6283104	Valencia Combined	N	4	66		78.8			47	93.6	22	100.0					18	100.0	19	100.0	43	100.0	41	53.7	19	73.7		
6241907	Vulindlela Secondary	N	4	8		87.5	30	86.7	35	54.3	8	87.5	87	100.0	72	65.3			52	57.7	57	75.4	30	33.3	22	45.5		
6283189	Watershed Secondary School	N		4		0.0	5	40.0	9	66.7	6	50.0	6	100.0	4	50.0			7	57.1	10	70.0	4	25.0	4	50.0		
6241991	Wem Private Combined	N		24		25.0	69	66.7	77	55.8	63	33.3	151	98.0	67	79.1			88	53.4	132	69.7	26	38.5	26	46.2		
6283005	Zb Kunene Secondary	N	3	26		57.7	40	92.5	30	96.7	26	57.7	88	100.0	58	91.4			62	75.8	61	98.4	27	63.0	22	68.2		
6262511	Zenzele Secondary	N	1	28		57.1	84	72.6	28	78.6	28	39.3	111	100.0	84	82.1			84	46.4	70	72.9	42	31.0	36	25.0		
6241909	Zikodze Secondary	N	2	19		94.7	32	84.4	25	84.0	19	84.2	71	100.0	46	78.3			59	69.5	40	90.0	38	42.1	33	51.5		
6241901	Zwelisha Secondary	N	2	44	88.6	38	97.4	44	97.7	44	93.2	110	100.0	52	98.1			42	85.7	69	100.0	41	85.4	28	100.0			
GERT SIBANDE	6191404	Alpheus D Nkosi Secondary	Y	2	39	69.2	19	63.2	31	71.0	32	78.1	106	100.0	47	83.0	15	100.0	53	75.5	70	90.0	38	63.2	35	68.6		
	6121005	Amadlelo Aluhlaza Secondary	N	2	37	48.6	63	92.1	69	62.3	63	49.2	244	99.2	159	71.1	31	45.2	154	63.6	192	94.8	55	69.1	70	78.6		
	6121105	Amersfoort Combined	N	1	30	36.7			30	50.0	30	40.0	150	96.7	119	37.0			47	59.6	95	46.3	56	37.5	47	27.7		
	6191805	Azalea Combined	N	4	17	47.1			26	69.2					16	56.3			33	39.4	25	96.0	8	37.5	7	28.6		
	6110403	Bantfwabethu Secondary	N	1	35	51.4	56	91.1	59	74.6	35	60.0	107	100.0	27	96.3	17	94.1	47	61.7	78	98.7	29	51.7	28	78.6		
	6120904	Bee Maseko Secondary	N	1	8	100.0	4	100.0	8	100.0	8	100.0	26	100.0	14	92.9	9	100.0	18	77.8	18	100.0	8	50.0	9	66.7		
	6120906	Camden Combined	N	2	13	0.0			13	69.2	13	53.8	29	100.0	16	93.8			16	81.3	18	94.4	11	27.3	16	31.3		
	6121007	Cana Combined	N	1	42	47.6			42	85.7	30	46.7	68	100.0	26	100.0			26	96.2	41	100.0	27	66.7	26	100.0		
	6110203	Carolina Combined	N	4	16	81.3					28	78.6							36	52.8	22	100.0	30	40.0	24	87.5		
	6120807	Cebisa Secondary	N	2	49	26.5			49	42.9	49	32.7	104	100.0	34	64.7	8	100.0	55	49.1	57	94.7	47	48.9	47	55.3		

District Name	Centre no	Centre name	Dinaledi	Quintile	Accounting		Agricultural Sciences		Business Studies		Economics		English (FAL)		Geography		History		Life Sciences		Mathematical Literacy		Mathematics		Physical Sciences			
					Wrote	% Achieved at 30% and above	Wrote	% Achieved at 30% and above	Wrote	% Achieved at 30% and above	Wrote	% Achieved at 30% and above	Wrote	% Achieved at 30% and above	Wrote	% Achieved at 30% and above	Wrote	% Achieved at 30% and above	Wrote	% Achieved at 30% and above	Wrote	% Achieved at 30% and above	Wrote	% Achieved at 30% and above	Wrote	% Achieved at 30% and above	Wrote	% Achieved at 30% and above
					GERT SIBANDE	6191605	Chief Ampie Mayisa Secondary	N	2	46	6.5			47	80.9	10	40.0	103	99.0	56	80.4	7	85.7	49	55.1	54	79.6	49
6110308	Chief C .J. Nkosi Secondary	N	1										25	100.0	25	92.0			25	80.0	19	100.0	6	83.3	6	100.0		
6110405	Chief Jerry Nkosi Secondary	N	1	30		53.3	36	69.4	30	80.0	30	76.7	152	99.3	104	72.1			79	72.2	102	94.1	49	51.0	45	62.2		
6110302	Chief S W Nhlapho Secondary	N	1	28		32.1	38	55.3	28	46.4	28	60.7	106	100.0	78	73.1			78	66.7	66	71.2	40	52.5	40	72.5		
6110502	Chief T D Nkosi Secondary	N	1	23		69.6	54	83.3	44	68.2	44	52.3	153	100.0	55	87.3			109	66.1	113	75.2	40	37.5	57	52.6		
6120901	Davel Combined	N	1						35	74.3	35	34.3	63	100.0	14	78.6	14	92.9	14	85.7	49	55.1	14	85.7	14	35.7		
6110106	Dlomodlomo Secondary	N	1	25		52.0	114	89.5	24	95.8	25	76.0	177	100.0	115	89.6	38	89.5	153	75.2	142	98.6	36	100.0	33	100.0		
6110401	Ekulindeni Secondary	N	1	26		3.8			93	62.4	26	46.2	126	98.4	100	44.0			33	54.5	90	74.4	36	41.7	32	53.1		
6120907	Elangwane Secondary	Y	1	14		85.7			14	85.7	14	71.4	112	99.1	92	81.5	32	96.9	69	60.9	61	85.2	51	58.8	37	64.9		
6110103	Engabezweni Secondary	N	2	6		100.0	24	100.0	11	72.7	6	66.7	72	100.0	46	87.0	14	92.9	48	77.1	49	98.0	23	73.9	20	90.0		
6110510	Enkhanini Secondary	N	1	23		39.1	25	92.0	24	100.0	24	70.8	48	100.0					24	87.5	33	90.9	15	60.0	24	45.8		
6120804	Ermelo Indian Combined	N	5	6		100.0					9	33.3							17	88.2	8	100.0	15	93.3	14	92.9		
6120601	Esibusisweni Combined	N	1	3		66.7			3	100.0	3	100.0	16	100.0	13	100.0			13	92.3	11	100.0	5	80.0	13	38.5		
6121210	Ezakheni Combined School	N	1	8		75.0			14	71.4			30	96.7					22	81.8	14	100.0	16	68.8	16	81.3		
6191301	Gekombineerde Skool Balfour	N	4	15		66.7			26	76.9			20	100.0	3	100.0			7	100.0	25	100.0	15	73.3	11	90.9		
6191809	George Hofmeyer High	N							8	100.0			6	100.0							8	100.0						
6120606	Glen Eland Combined	N	1					28	89.3			32	100.0	32	90.6			32	78.1	28	100.0	4	50.0	4	50.0			

District Name	Centre no	Centre name	Dinatedi	Quintile	Accounting		Agricultural Sciences		Business Studies		Economics		English (FAL)		Geography		History		Life Sciences		Mathematical Literacy		Mathematics		Physical Sciences			
					Wrote	% Achieved at 30% and above	Wrote	% Achieved at 30% and above	Wrote	% Achieved at 30% and above	Wrote	% Achieved at 30% and above	Wrote	% Achieved at 30% and above	Wrote	% Achieved at 30% and above	Wrote	% Achieved at 30% and above	Wrote	% Achieved at 30% and above	Wrote	% Achieved at 30% and above	Wrote	% Achieved at 30% and above	Wrote	% Achieved at 30% and above	Wrote	% Achieved at 30% and above
					GERT SIBANDE	6110408	Highveld Secondary	Y	1	9	100.0	34	97.1	17	100.0	25	100.0	123	100.0	67	100.0			77	98.7	50	100.0	73
6191591	Highveld Muslim Combined School	N		5		100.0			2	100.0									7	100.0	1	100.0	7	85.7	7	100.0		
6191505	Highveld Park High	Y	5	52		76.9			55	83.6					53	86.8			53	86.8	79	100.0	30	93.3	27	100.0		
6110104	Hlabangemehlo Secondary	N	1	28		39.3	15	60.0	28	75.0	28	28.6	123	100.0	95	83.2	27	81.5	71	49.3	94	84.0	29	82.8	29	69.0		
6191602	Hoerskool Secondary Unda	N	5	33		100.0			56	100.0	16	93.8	119	100.0	26	100.0			79	100.0	76	100.0	105	94.3	95	92.6		
6120803	Hoerskool Ermelo	N	5	17		100.0	13	100.0	60	95.0	8	100.0	84	100.0	17	100.0	54	100.0	91	91.2	97	100.0	61	100.0	52	98.1		
6191501	Hoerskool Evander	N	5	29		79.3			76	84.2			38	100.0	30	80.0	18	88.9	35	97.1	72	100.0	69	75.4	66	75.8		
6191401	Hoerskool Hoogenhout	N	5	22		100.0	11	100.0	35	100.0	5	100.0	81	100.0	10	100.0			57	100.0	46	97.8	56	89.3	51	90.2		
6191604	Hoerskool Oosterland	N	5	21		90.5			44	90.9	16	81.3	130	100.0					35	80.0	59	98.3	70	65.7	49	61.2		
6121008	Hoerskool Piet Retief	N	5	31		100.0			49	100.0			67	100.0	53	100.0			95	92.6	57	100.0	88	98.9	67	100.0		
6191807	Hoerskool Standerton	N	5	38		97.4			65	100.0	24	100.0	97	100.0	6	83.3			64	96.9	60	100.0	71	94.4	57	94.7		
6121104	Hoerskool Volksrust	N	5	17		94.1	26	100.0	32	100.0			52	100.0	24	87.5			63	92.1	47	100.0	48	89.6	36	100.0		
6110409	Holeka Secondary	N	1	17		17.6	30	93.3			23	47.8	46	97.8					24	95.8	31	96.8	16	75.0	24	58.3		
6191702	Holmdene Secondary	N	1	21		33.3			21	52.4	21	71.4	36	100.0	15	46.7			15	46.7	25	100.0	11	54.5	15	13.3		
6120806	Hts Ligbron	N	5	11		100.0			63	95.2			105	100.0	44	95.5			54	100.0	70	100.0	98	100.0	91	96.7		
6191402	Ikhethelo Secondary	N	2	3		100.0			83	63.9	87	44.8	219	99.5	158	95.6	58	89.7	107	84.1	145	86.9	74	50.0	38	84.2		
6191305	Im Manchu Secondary	N	2	25		32.0	2	100.0	11	100.0	14	57.1							32	62.5	33	97.0	26	57.7	34	82.4		
6121209	Injabulo	N	1	9		88.9			9	88.9	9	77.8	48	100.0	39	59.0			39	46.2	31	100.0	17	70.6	39	30.8		
6121009	Inqubeko Secondary School	N		16		43.8	41	90.2	77	44.2	16	50.0	180	98.3	139	79.9			103	74.8	118	75.4	61	36.1	61	32.8		
6110101	Insika Secondary	N	1	14		42.9	27	100.0	14	85.7	14	57.1	80	100.0	66	97.0	13	100.0	66	80.3	53	96.2	27	81.5	26	84.6		
6191302	Isifisosethu Secondary	N	2	23	26.1			32	78.1	32	28.1	67	100.0	43	83.7			35	77.1	32	78.1	35	48.6	35	62.9			

District Name	Centre no	Centre name	Dinaledi	Quintile	Accounting		Agricultural Sciences		Business Studies		Economics		English (FAL)		Geography		History		Life Sciences		Mathematical Literacy		Mathematics		Physical Sciences			
					Wrote	% Achieved at 30% and above	Wrote	% Achieved at 30% and above	Wrote	% Achieved at 30% and above	Wrote	% Achieved at 30% and above	Wrote	% Achieved at 30% and above	Wrote	% Achieved at 30% and above	Wrote	% Achieved at 30% and above	Wrote	% Achieved at 30% and above	Wrote	% Achieved at 30% and above	Wrote	% Achieved at 30% and above	Wrote	% Achieved at 30% and above	Wrote	% Achieved at 30% and above
					GERT SIBANDE	6120802	Ithafa Secondary	Y	2	38	39.5			38	86.8	28	57.1	124	100.0					77	67.5	38	94.7	87
6191803	Jandrell Secondary	N	2	8		100.0			45	71.1	45	35.6	85	100.0	21	85.7	21	90.5	40	75.0	64	87.5	21	85.7	19	68.4		
6121003	Kemp Siding Combined	N	2	10		60.0			25	76.0	25	68.0	41	100.0					17	64.7	25	80.0	17	58.8	17	76.5		
6191806	Khula Sakhile Secondary	N	2	6		100.0			7	100.0	7	85.7	31	100.0	20	100.0	14	100.0	24	87.5	21	100.0	10	100.0	10	80.0		
6191802	Khunjuliwe Secondary	N	3	6		100.0			60	85.0	43	90.7	124	100.0	115	92.2			115	84.3	71	91.5	87	54.0	81	66.7		
6110102	Khuzulwande Secondary	N	1	17		17.6	50	78.0	17	76.5	17	47.1	67	100.0	29	51.7			50	78.0	44	97.7	23	73.9	21	90.5		
6191503	Kiriyatswane Secondary	Y	2	61		47.5			29	79.3	39	59.0	151	100.0	90	94.4	22	95.5	90	91.1	54	94.4	97	52.6	90	70.0		
6191507	Kt Twala Secondary	N	2	29		27.6			20	70.0	29	55.2	151	100.0	117	66.7	34	88.2	93	49.5	63	82.5	89	32.6	89	29.2		
6191504	Kusasaletu Secondary	N	2	7		57.1			63	76.2	41	34.1	109	100.0	33	100.0			37	67.6	63	88.9	46	54.3	46	54.3		
6121001	Kwashuku Secondary	N	1	18		77.8			18	94.4			42	100.0	24	100.0			42	90.5	23	100.0	19	89.5	24	62.5		
6120706	Lake Chrissie Secondary	N	2	25		36.0			23	87.0	35	65.7	43	100.0					20	90.0	21	85.7	22	68.2	20	55.0		
6110303	Ligugu Secondary	N	1	25		64.0	52	67.3	55	60.0	25	64.0	86	100.0	27	70.4			46	73.9	50	82.0	37	45.9	31	83.9		
6110504	Lilanga Secondary	N	1	28		50.0			27	63.0	27	92.6	109	99.1	63	54.0			51	70.6	74	81.1	35	62.9	51	54.9		
6120805	Lindile Secondary	Y	2	13		61.5			44	56.8	44	45.5	176	100.0	108	78.7			55	56.4	115	78.3	60	36.7	41	53.7		
6110407	Litjelebube Secondary	N	1	18		83.3	79	89.9	18	88.9	18	88.9	145	100.0	127	89.8			127	80.3	79	96.2	66	63.6	48	93.8		
6110301	Lusushwana Secondary	N	1	26		23.1			26	80.8	26	53.8	72	100.0	46	69.6			46	34.8	63	77.8	9	66.7	9	66.7		
6110305	Magotshwa Secondary	N	1	15		40.0			15	73.3	15	40.0	61	100.0	46	60.9			46	43.5	41	73.2	20	25.0	18	38.9		
6110107	Maqhawuzela Combined	N	1	22	22.7			22	59.1	22	36.4	65	100.0	32	96.9			30	90.0	44	90.9	21	90.5	21	100.0			

District Name	Centre no	Centre name	Dinledi	Quintile	Accounting		Agricultural Sciences		Business Studies		Economics		English (FAL)		Geography		History		Life Sciences		Mathematical Literacy		Mathematics		Physical Sciences			
					Wrote	% Achieved at 30% and above	Wrote	% Achieved at 30% and above	Wrote	% Achieved at 30% and above	Wrote	% Achieved at 30% and above	Wrote	% Achieved at 30% and above	Wrote	% Achieved at 30% and above	Wrote	% Achieved at 30% and above	Wrote	% Achieved at 30% and above	Wrote	% Achieved at 30% and above	Wrote	% Achieved at 30% and above	Wrote	% Achieved at 30% and above	Wrote	% Achieved at 30% and above
					GERT SIBANDE	6120705	Masizakhe Secondary	N	2	13	69.2	14	92.9	33	81.8	33	66.7	110	100.0	43	93.0			30	56.7	88	95.5	22
6110506	Mayflower Secondary	Y	1	18		61.1	74	90.5	41	75.6	17	70.6	204	100.0	36	80.6	39	97.4	109	55.0	163	91.4	41	97.6	38	76.3		
6110304	Mbalenhle Secondary	N	1	34		73.5	24	100.0	61	88.5	34	82.4	85	100.0	27	81.5			24	79.2	60	100.0	25	52.0	24	58.3		
6110507	Methula Secondary	N	1	40		35.0	39	82.1	40	60.0	40	50.0	192	99.5	76	89.5			150	66.0	124	86.3	68	55.9	112	52.7		
6110105	Mkolishi Secondary	N	1	19		42.1	46	95.7	19	78.9	19	68.4	92	100.0	72	79.2			74	85.1	76	98.7	17	88.2	17	88.2		
6120604	Mlilo Comprehensive	N	1	17		47.1			30	90.0			56	100.0	56	96.4			39	92.3	52	100.0	4	100.0	26	26.9		
6120902	Morgenzon Landbou Akademie	N	5	2		100.0	6	100.0					34	100.0					9	88.9	22	100.0	12	83.3	12	33.3		
6110503	Mp Magagula Secondary	N	1	8		87.5	24	100.0	15	60.0	15	60.0	65	100.0	26	76.9	14	100.0	24	91.7	47	91.5	18	83.3	24	75.0		
6110508	Mpuluzi Secondary	N	1	20		100.0			20	100.0	20	95.0	189	100.0	142	94.4	58	100.0	83	98.8	77	100.0	113	83.2	111	98.2		
6120603	Msinyane Secondary	N	1						48	56.3			51	98.0	52	90.4			8	87.5	48	77.1	4	25.0	4	50.0		
6191403	Mzinoni Secondary	N	2	15		46.7	20	75.0	23	87.0	28	14.3	75	100.0	42	90.5	19	78.9	18	77.8	66	86.4	10	30.0	6	66.7		
6121206	Nalithuba Secondary	Y	1	32		56.3	22	68.2	42	61.9	31	22.6	113	99.1	81	77.8	11	81.8	82	42.7	76	78.9	37	16.2	38	31.6		
6121002	Ndlela Secondary	Y	2	86		58.1	52	71.2	209	68.9	139	30.9	407	95.3	266	71.8			201	68.7	244	84.4	166	44.0	149	69.1		
6120602	Nganana Secondary	N	2						33	97.0	33	66.7	104	100.0	71	98.6	15	100.0	71	95.8	85	97.6	19	84.2	36	83.3		
6121205	Ngema Combined	N	1	12		25.0			12	58.3	12	25.0	23	100.0					11	90.9	12	91.7	11	54.5	11	100.0		
6110402	Ngilandi Secondary	N	1	13		46.2	30	86.7	13	100.0	13	100.0	71	100.0	28	64.3	28	85.7	30	63.3	41	75.6	30	60.0	27	59.3		
6120905	Nqobangolwazi Secondary	N	1	20		60.0			20	55.0	20	35.0	62	100.0	42	78.6	30	66.7	42	38.1	46	80.4	16	37.5	12	66.7		
6191306	Nthoroane Secondary	N	2	13		61.5			13	76.9	13	76.9	31	100.0	18	88.9	7	100.0	18	77.8	20	90.0	11	81.8	11	90.9		
6191506	Osizweni Secondary	Y	4	8		87.5			41	80.5	19	89.5			92	87.0			98	71.4	33	97.0	101	58.4	99	52.5		
6121101	Perdekop Agricultural	N	1				10	80.0	10	70.0			10	100.0					10	70.0	10	80.0						
6110509	Phambili Secondary	N	1	4	50.0			4	100.0	4	100.0	10	100.0	6	100.0			6	50.0	10	100.0							
6121004	Piet Retief Combined	N	4	18	44.4			20	90.0	20	65.0			19	100.0			17	100.0	20	100.0	17	64.7	17	76.5			

District Name	Centre no	Centre name	Dinaledi	Quintile	Accounting		Agricultural Sciences		Business Studies		Economics		English (FAL)		Geography		History		Life Sciences		Mathematical Literacy		Mathematics		Physical Sciences			
					Wrote	% Achieved at 30% and above	Wrote	% Achieved at 30% and above	Wrote	% Achieved at 30% and above	Wrote	% Achieved at 30% and above	Wrote	% Achieved at 30% and above	Wrote	% Achieved at 30% and above	Wrote	% Achieved at 30% and above	Wrote	% Achieved at 30% and above	Wrote	% Achieved at 30% and above	Wrote	% Achieved at 30% and above	Wrote	% Achieved at 30% and above	Wrote	% Achieved at 30% and above
					GERT SIBANDE	6191405	Privaatskool Hoeveldrif	N					4	100.0			4	100.0					1	100.0	3	100.0	1	100.0
	6121203	Qedela Secondary	N	1	11	54.5		40	87.5	22	59.1	71	100.0	50	94.0			32	75.0	63	92.1	9	88.9	9	77.8			
	6121102	Qhubulwazi Combined	N	2	2	100.0		35	60.0	29	20.7	117	100.0	115	81.7	29	100.0	85	50.6	90	94.4	27	74.1	25	100.0			
	6191701	Qondulwazi Secondary	N	1	17	17.6		17	47.1			38	97.4					21	71.4	31	87.1	7	14.3	21	28.6			
	6120801	Reggie Masuku Secondary	N	2	27	66.7		31	93.5	30	73.3	63	100.0	32	100.0			32	96.9	22	100.0	41	46.3	32	90.6			
	6110505	Rev Sa Nkosi Secondary	N	1	24	75.0	13	100.0	26	92.3	26	69.2	97	100.0	22	95.5	36	75.0	35	71.4	81	85.2	16	62.5	35	60.0		
	6121202	Seme Secondary	N	1	6	50.0	14	57.1	27	40.7	27	25.9	90	100.0	57	73.7	7	100.0	49	83.7	70	81.4	20	95.0	20	85.0		
	6191303	Setsheng Secondary	N	2	6	33.3		16	93.8	8	62.5	25	100.0					17	82.4	2	100.0	23	52.2	17	70.6			
	6110501	Simtfolile Secondary	N	1	19	84.2	44	100.0	19	84.2	19	84.2	153	100.0	58	55.2	33	100.0	77	89.6	108	88.9	46	52.2	44	52.3		
	6121204	Sinethemba Secondary	N	1	7	85.7	11	100.0	11	100.0			42	100.0					24	91.7	25	100.0	17	88.2	17	94.1		
	6110404	Sisukumile Secondary	N	1	22	59.1	21	85.7	22	95.5	22	86.4	66	98.5	44	81.8			44	65.9	58	94.8	8	100.0	8	62.5		
	6110306	Siyabonga Secondary	N	1	17	41.2	80	83.8	52	65.4	29	51.7	133	97.0	38	81.6			80	68.8	104	74.0	29	82.8	41	63.4		
	6191601	Sizwakele Secondary	N	2	29	41.4		29	86.2	29	62.1	148	100.0	119	77.3			75	57.3	88	93.2	60	68.3	53	73.6			
	6191801	Stanwest Combined	N	5	10	90.0		20	100.0					28	100.0			24	100.0	16	100.0	22	95.5	18	100.0			
	6110410	T C College	N		1	100.0	7	100.0	5	80.0	1	100.0	13	100.0	8	87.5			12	58.3	7	100.0	7	42.9	7	57.1		
	6110406	Takheni Secondary	Y	1	30	90.0	25	100.0	30	100.0	30	93.3	141	100.0	111	99.1			111	91.9	25	100.0	116	48.3	86	80.2		
	6120702	The Gem Combined	N	1	12	16.7		11	36.4	11	54.5	52	100.0	41	61.0	12	91.7	28	53.6	24	100.0	28	46.4	28	35.7			
	6191502	Thistle Grove Combined	N	4	21	90.5		45	82.2					56	89.3			49	87.8	38	97.4	42	66.7	35	60.0			
	6191808	Thobelani Secondary	Y	2	68	83.8		48	91.7	48	83.3	191	99.5	123	64.2	79	74.7	143	42.0	177	84.2	14	71.4	64	70.3			
	6191606	Thomas Nhlabathi Secondary	Y	2	17	52.9		49	95.9	8	50.0	179	100.0	123	96.7			169	67.5	7	100.0	171	62.0	168	47.6			
	6191804	Thuto-Thebe Secondary	N	2	10	80.0		10	90.0	10	100.0	61	100.0	51	98.0	24	100.0	51	82.4	26	88.5	35	54.3	27	77.8			

District Name	Centre no	Centre name	Dinatedi	Quintile	Accounting		Agricultural Sciences		Business Studies		Economics		English (FAL)		Geography		History		Life Sciences		Mathematical Literacy		Mathematics		Physical Sciences			
					Wrote	% Achieved at 30% and above	Wrote	% Achieved at 30% and above	Wrote	% Achieved at 30% and above	Wrote	% Achieved at 30% and above	Wrote	% Achieved at 30% and above	Wrote	% Achieved at 30% and above	Wrote	% Achieved at 30% and above	Wrote	% Achieved at 30% and above	Wrote	% Achieved at 30% and above	Wrote	% Achieved at 30% and above	Wrote	% Achieved at 30% and above	Wrote	% Achieved at 30% and above
					GERT SIBANDE	6191304	Tshepeha Combined	N	2	6	33.3			13	100.0	6	83.3	13	100.0					7	100.0	6	100.0	7
6120704	Ubuhle Bolwazi Secondary	N	1	34		47.1	39	82.1	34	41.2	34	50.0	92	98.9	19	47.4	19	42.1	58	74.1	50	92.0	42	42.9	38	52.6		
6120903	Umfudlana Combined	N	1						12	66.7			17	100.0	12	66.7			5	40.0	12	91.7	5	0.0	5	20.0		
6120701	Umzimvelo Secondary	N	1										42	100.0							42	78.6						
6121208	Uthaka Secondary	N	2	21		38.1	40	85.0	21	61.9	21	38.1	99	99.0	38	78.9	14	50.0	78	59.0	38	78.9	61	60.7	40	62.5		
6191704	Vaalrivier And Youth Care Centre	N											4	100.0							5	100.0						
6110204	Volkskool Carolina	N	4	10		100.0					18	72.2	17	100.0					29	82.8	36	94.4	16	100.0	15	100.0		
6121201	Vukubone Secondary	N	1	20		20.0			20	65.0	19	42.1	49	100.0	22	86.4			29	75.9	19	89.5	30	33.3	29	62.1		
6191603	Vukuqhakaze Secondary	N	2	19		36.8			37	48.6	24	54.2	103	99.0	73	52.1			60	35.0	36	63.9	67	25.4	67	23.9		
6121103	Vukuzenzele Combined	N	2										58	100.0	58	82.8	35	100.0	58	48.3	35	91.4	23	43.5	23	47.8		
6120703	Warburton Combined	N	2	6		16.7	25	72.0	6	50.0	6	33.3	53	100.0	22	86.4	22	95.5	48	39.6	24	87.5	30	33.3	25	76.0		
6110307	Waverley Secondary	N	1	6		66.7			6	66.7	6	66.7	22	100.0	16	75.0			16	75.0	15	66.7	7	28.6				
6121006	Zendelingspost Combined	N	1	15		20.0	14	92.9	32	31.3			47	97.9	2	100.0			47	46.8	32	78.1	15	80.0	15	66.7		
6191703	Zikhetheleni Secondary	N	3	10		50.0			17	88.2	10	90.0	42	100.0	32	90.6			32	87.5	33	93.9	9	88.9	25	44.0		
6110201	Zinikeleni Secondary	Y	2	41	85.4	8	100.0	35	97.1	41	90.2	101	100.0	41	97.6	27	85.2	50	98.0	68	100.0	33	97.0	33	93.9			
NKANGALA	6305303	Allendale Secondary	N	4	30	96.7			39	94.9			44	100.0	63	100.0			49	98.0	34	97.1	59	64.4	57	84.2		
	6374203	Babutheni Secondary	N	1	23	30.4	19	89.5	23	82.6	23	60.9	75	100.0	52	92.3			37	70.3	34	97.1	41	51.2	33	51.5		
	6304906	Bankfontein Combined	N	1	8	75.0			8	87.5			11	100.0	11	27.3			3	100.0	8	100.0	3	100.0	3	100.0		
	6304707	Beestepan Agricultural	N	2					27	70.4			45	100.0					18	55.6	31	96.8	14	78.6	14	85.7		
	6305003	Belfast Akademie	N	3	10	100.0			18	94.4			22	100.0	15	100.0	1	100.0	30	90.0	27	100.0	18	94.4	12	100.0		
	6374205	Bingweni Secondary	N	3	29	55.2	27	81.5	29	79.3	29	58.6	56	100.0	20	85.0			27	70.4	46	95.7	10	80.0	7	71.4		

District Name	Centre no	Centre name	Dinaledi	Quintile	Accounting		Agricultural Sciences		Business Studies		Economics		English (FAL)		Geography		History		Life Sciences		Mathematical Literacy		Mathematics		Physical Sciences					
					Wrote	% Achieved at 30% and above	Wrote	% Achieved at 30% and above	Wrote	% Achieved at 30% and above	Wrote	% Achieved at 30% and above	Wrote	% Achieved at 30% and above	Wrote	% Achieved at 30% and above	Wrote	% Achieved at 30% and above	Wrote	% Achieved at 30% and above	Wrote	% Achieved at 30% and above	Wrote	% Achieved at 30% and above	Wrote	% Achieved at 30% and above	Wrote	% Achieved at 30% and above	Wrote	% Achieved at 30% and above
NKANGALA	6333404	Bonginhlanhla Secondary	N	3	30	23.3			31	48.4	45	8.9	71	100.0					26	57.7	59	96.6	12	75.0	10	60.0				
	6305106	Bonginsimbi Comprehensive	Y	2									59	100.0					49	55.1	35	94.3	24	79.2	24	58.3				
	6354004	Bongumusa Secondary	N	2	47	68.1	39	94.9	72	84.7	67	79.1	122	99.2	17	100.0			38	89.5	84	95.2	39	79.5	39	59.0				
	6304606	Botleng Secondary	N	2	11	27.3			58	72.4	23	65.2	109	100.0	40	67.5	22	50.0	10	100.0	85	69.4	24	41.7	19	73.7				
	6354103	Buhlebesizwe Secondary	N	1	22	77.3			22	100.0	22	68.2	74	100.0	52	71.2			52	28.8	49	93.9	25	44.0	19	52.6				
	6353702	Cibiliza Secondary	N	3	8	50.0	39	76.9	15	53.3	15	13.3	91	100.0	37	48.6			76	42.1	48	85.4	43	34.9	38	44.7				
	6305209	D.M. Motsaosele Secondary	N	2	22	63.6			47	74.5	47	48.9	98	100.0	51	84.3			28	75.0	43	86.0	55	56.4	51	49.0				
	6374206	Digwale Secondary	N	3	20	15.0			45	82.2	20	90.0	45	100.0					25	60.0	26	84.6	19	31.6	25	32.0				
	6333401	Duduzile Secondary	N	1	11	54.5	15	100.0	20	95.0	11	72.7	26	100.0					15	93.3	19	100.0	7	42.9	6	33.3				
	6353701	Dumeleni Secondary	N	3	17	23.5	18	83.3	17	70.6	17	64.7	63	100.0	28	60.7			46	43.5	41	85.4	22	59.1	18	50.0				
	6304803	Eastdene Combined	N	5	14	50.0			69	87.0					33	93.9	39	94.9	41	78.0	52	96.2	34	47.1	17	82.4				
	6305191	Ed-U-College Combined	N						49	91.8									49	85.7	33	100.0	16	93.8	16	93.8				
	6304706	Ekwazini Secondary	N	1	14	92.9			30	76.7	24	66.7	65	100.0	31	77.4			41	14.6	54	83.3	11	9.1	8	50.0				
	6305101	Elukhanyisweni Secondary	N	2	12	50.0	14	92.9	109	61.5	25	72.0	215	100.0	59	98.3	35	97.1	38	86.8	132	86.4	83	43.4	71	35.2				
	6305203	Empucukweni Secondary	N	2	45	28.9			89	53.9	45	35.6	173	100.0	80	82.5	48	72.9	91	33.0	103	92.2	71	33.8	65	53.8				
6353601	Entokozweni Secondary	N	3	8	50.0			26	88.5	19	21.1	98	99.0	72	63.9			61	83.6	70	90.0	28	42.9	24	58.3					
6354003	Extension K Secondary	N	2	3	100.0	28	78.6	43	72.1	43	25.6	71	100.0					28	64.3	55	69.1	16	6.3	2	100.0					

District Name	Centre no	Centre name	Dinatedi	Quintile	Accounting		Agricultural Sciences		Business Studies		Economics		English (FAL)		Geography		History		Life Sciences		Mathematical Literacy		Mathematics		Physical Sciences			
					Wrote	% Achieved at 30% and above	Wrote	% Achieved at 30% and above	Wrote	% Achieved at 30% and above	Wrote	% Achieved at 30% and above	Wrote	% Achieved at 30% and above	Wrote	% Achieved at 30% and above	Wrote	% Achieved at 30% and above	Wrote	% Achieved at 30% and above	Wrote	% Achieved at 30% and above	Wrote	% Achieved at 30% and above	Wrote	% Achieved at 30% and above	Wrote	% Achieved at 30% and above
					NKANGALA	6304804	Gekombineerde Skool Hendrina	N	4					14	92.9			20	100.0	16	75.0			10	100.0	27	100.0	8
6305206	Gekombineerde Skool Ogies	N	4						6	83.3			6	100.0	6	83.3					5	100.0	1	0.0				
6374305	Gobolibi Secondary	N	1	20		55.0	34	82.4	20	65.0	20	35.0	75	100.0	55	90.9			55	67.3	57	94.7	17	88.2	16	87.5		
6333413	Grace Christian Private School	N		13		38.5			20	90.0	13	76.9			16	100.0			23	95.7			36	52.8	23	69.6		
6305302	Greendale	N	4	26		92.3			44	100.0									39	89.7	33	97.0	43	86.0	40	85.0		
6374202	Hlalakahle Secondary	N	3	22		95.5	50	94.0	22	95.5	22	72.7	208	100.0	130	79.2			40	97.5	166	89.2	42	69.0	40	72.5		
6333502	Hlanganani Secondary	N	2	8		87.5	20	100.0	45	71.1	45	46.7	89	100.0	38	94.7			44	90.9	55	89.1	34	73.5	30	76.7		
6353605	Hlomani Secondary	Y	3	10		80.0	49	89.8	42	81.0	42	83.3	91	100.0					49	79.6	55	98.2	36	97.2	28	71.4		
6353806	Hlonipha Secondary	N	2	18		61.1	34	91.2	74	75.7	47	53.2	171	100.0	73	71.2	85	94.1	39	97.4	121	86.0	50	62.0	39	48.7		
6353707	Hluzingqondo Secondary	N	3	26		19.2	19	84.2	73	86.3	26	38.5	94	100.0	49	44.9			21	76.2	74	94.6	20	50.0	21	61.9		
6304605	Hoerskool Delmas	N	4	25		100.0	6	100.0	48	100.0	14	92.9	69	100.0	36	100.0			28	92.9	45	100.0	59	83.1	37	83.8		
6305107	Hoerskool Generaal Hertzog	N	5	38		97.4			97	99.0			130	100.0	114	94.7			97	87.6	101	99.0	98	92.9	79	91.1		
6304902	Hoerskool Kanonkop	N	5	27		100.0			45	100.0			45	100.0	16	100.0	1	100.0	41	82.9	37	100.0	58	86.2	50	88.0		
6305306	Hoerskool Kriel	N	5	28		85.7			82	97.6			47	100.0	43	93.0			83	86.7	90	100.0	64	81.3	57	93.0		
6304702	Hoerskool Middelburg	N	4	35		100.0			86	97.7			158	100.0	41	100.0			77	96.1	86	100.0	109	100.0	66	95.5		
6305204	Hoerskool Patriot	N	4	42		97.6			86	98.8			54	100.0	1	100.0			59	88.1	96	100.0	54	96.3	41	92.7		
6305309	Hoerskool Reynopark	N	4	16		87.5			79	92.4			15	100.0	54	74.1			36	77.8	80	97.5	41	92.7	33	87.9		
6304704	Hts Middelburg	N	4	29		100.0			54	96.3			220	100.0	56	100.0			59	94.9	70	100.0	150	92.7	134	83.6		
6305103	Hts Witbank	N	5	19		100.0			63	100.0			120	100.0					50	94.0	68	100.0	109	96.3	93	96.8		
6305307	Ilanga Secondary	N	3						37	89.2	50	96.0	50	100.0					13	92.3	37	94.6	13	69.2	13	53.8		
6305006	Imemeza Secondary	N	3	35	51.4			33	72.7	33	97.0	71	100.0	36	69.4			38	65.8	33	97.0	38	68.4	38	81.6			

District Name	Centre no	Centre name	Dinaledi	Quintile	Accounting		Agricultural Sciences		Business Studies		Economics		English (FAL)		Geography		History		Life Sciences		Mathematical Literacy		Mathematics		Physical Sciences			
					Wrote	% Achieved at 30% and above	Wrote	% Achieved at 30% and above	Wrote	% Achieved at 30% and above	Wrote	% Achieved at 30% and above	Wrote	% Achieved at 30% and above	Wrote	% Achieved at 30% and above	Wrote	% Achieved at 30% and above	Wrote	% Achieved at 30% and above	Wrote	% Achieved at 30% and above	Wrote	% Achieved at 30% and above	Wrote	% Achieved at 30% and above	Wrote	% Achieved at 30% and above
					NKANGALA	6333510	Intuthuko Secondary	N	3	39	74.4	17	100.0	39	84.6	39	61.5	56	100.0					17	82.4	25	92.0	31
6304801	Kanhym Agricultural	N	4	7		42.9			12	75.0	7	28.6	77	100.0	50	74.0			24	58.3	55	92.7	22	50.0	22	45.5		
6374306	Khamane Secondary	Y	2	47		42.6	61	78.7	47	83.0	47	80.9	177	100.0	84	84.5			130	69.2	104	92.3	73	46.6	72	65.3		
6305007	Khayalami Secondary	N	3	30		56.7			61	86.9	30	86.7	178	100.0	148	66.2			129	37.2	97	93.8	81	42.0	69	75.4		
6353904	King Makhosonke li Secondary	N	2	22		54.5	7	100.0	110	50.9	22	72.7	155	100.0	132	64.4			39	66.7	104	84.6	51	62.7	45	66.7		
6305008	Klipspruit Combined	N	1						21	81.0			21	100.0	21	90.5					21	95.2						
6305102	Kopanang Secondary	N	2	19		31.6			19	94.7	19	78.9	87	100.0	63	82.5			68	72.1	54	100.0	33	69.7	29	89.7		
6374207	Kwamanala Secondary	N	3	43		58.1	29	82.8	43	65.1	43	46.5	112	99.1	43	97.7			40	92.5	83	91.6	29	86.2	29	100.0		
6353902	Kwamhlanga Secondary	Y	3	24		70.8			78	82.1	78	55.1	218	100.0	140	87.9			140	70.0	154	96.1	64	75.0	44	86.4		
6333409	Kwandebele Science Combined	Y	2										102	100.0					102	94.1			102	90.2	102	93.1		
6304805	Kwazamokuhle Secondary	N	4	41		82.9	60	55.0	100	87.0	68	52.9	226	100.0	56	82.1	22	95.5	82	86.6	141	95.0	86	54.7	44	95.5		
6304708	Ld Moetanalo Secondary	N	3	21		100.0	32	93.8	21	95.2	21	95.2	92	100.0	48	89.6	39	64.1	24	91.7	49	91.8	43	62.8	23	82.6		
6374302	Lehlabile Secondary	N	1	25		76.0			25	88.0	45	40.0	53	100.0	28	78.6			17	82.4	40	97.5	13	61.5	8	62.5		
6305301	Lehlaka Combined	N	3	8		0.0			8	37.5	25	24.0	29	100.0					21	14.3	15	100.0	14	28.6	21	9.5		
6305207	Leonard Ntshuntshe Secondary	N	2	15		73.3			15	86.7	15	86.7	56	100.0	41	95.1	23	95.7	41	73.2	38	100.0	18	66.7	18	61.1		
6353802	Lethabong Secondary	N	2	28		82.1	9	100.0	83	78.3	28	46.4	107	100.0	70	74.3			24	87.5	78	94.9	29	69.0	24	54.2		
6374505	Litho Secondary	N	1	10		60.0	30	100.0	24	83.3	10	90.0	40	100.0					30	80.0	21	100.0	19	47.4	16	75.0		
6305205	Mabande Comprehensive High	N	2	13	100.0							139	100.0	85	67.1			31	71.0	68	91.2	72	61.1	72	41.7			
6374402	Mabothe Secondary	N	2	68	45.6	132	97.7	68	83.8	37	73.0	210	100.0	99	98.0			142	85.9	137	97.8	73	64.4	53	83.0			

District Name	Centre no	Centre name	Dinatedi	Quintile	Accounting		Agricultural Sciences		Business Studies		Economics		English (FAL)		Geography		History		Life Sciences		Mathematical Literacy		Mathematics		Physical Sciences			
					Wrote	% Achieved at 30% and above	Wrote	% Achieved at 30% and above	Wrote	% Achieved at 30% and above	Wrote	% Achieved at 30% and above	Wrote	% Achieved at 30% and above	Wrote	% Achieved at 30% and above	Wrote	% Achieved at 30% and above	Wrote	% Achieved at 30% and above	Wrote	% Achieved at 30% and above	Wrote	% Achieved at 30% and above	Wrote	% Achieved at 30% and above	Wrote	% Achieved at 30% and above
					NKANGALA	6333503	Mabusabesala Secondary	N	3	7	85.7	14	92.9	19	78.9	19	47.4	62	100.0					43	55.8	25	100.0	37
6333504	Madlayedwa Secondary	N	3	11		72.7			32	71.9	11	54.5	32	100.0					21	42.9	8	100.0	24	12.5	21	38.1		
6333402	Madoda Secondary	N	2	16		43.8	23	100.0	16	93.8	16	56.3	39	100.0					23	100.0	29	96.6	10	100.0	23	60.9		
6304601	Mafa Max Motloug Secondary	N	2	28		75.0			28	96.4	28	57.1	85	100.0	28	85.7			57	68.4	28	92.9	57	57.9	29	75.9		
6353703	Mafu Secondary	N	3	12		66.7			19	36.8	31	58.1	105	100.0	74	52.7			74	58.1	74	86.5	31	48.4	26	42.3		
6305304	Makause Combined	N	2	17		52.9			36	75.0	17	58.8	46	100.0	29	96.6			29	69.0	35	82.9	11	100.0	10	80.0		
6333406	Makhosana Secondary	N	2	38		13.2			38	39.5	38	31.6	116	100.0	78	64.1			36	63.9	93	77.4	23	47.8	36	25.0		
6374301	Malatse Secondary	N	1	30		13.3	13	100.0	30	80.0	30	60.0	69	100.0	30	96.7			38	86.8	56	98.2	13	69.2	26	53.8		
6374204	Malebo Secondary	N	2	31		25.8			31	67.7	31	61.3	44	100.0	13	100.0			13	100.0	31	77.4	13	76.9	13	84.6		
6354001	Mandlethu Senior Secondary	N	2	11		72.7	38	81.6	41	36.6	35	34.3	79	97.5					44	40.9	68	64.7	11	63.6	10	90.0		
6374403	Manoka Secondary	N	2				21	90.5					27	100.0	18	100.0	6	100.0	27	63.0	17	100.0	10	40.0	9	22.2		
6353607	Marhagi Secondary	N	2	41		68.3			41	75.6	41	36.6	122	100.0	81	76.5			50	94.0	68	94.1	54	77.8	50	90.0		
6333508	Mayisha Secondary	N	3	15		86.7	77	97.4			15	53.3	92	100.0	45	82.2			32	96.9	45	95.6	47	68.1	32	75.0		
6354106	Mbalenhle Secondary	N	1	36		22.2			71	33.8	36	33.3	89	100.0	18	88.9			18	72.2	71	95.8	18	50.0	18	55.6		
6374201	Mbulawa Secondary	N	2				14	42.9					64	100.0	39	66.7			25	80.0	44	90.9	20	40.0	24	50.0		
6305208	Mehlwana Secondary	N	2	39		53.8			39	89.7	39	66.7	92	100.0	35	37.1			40	67.5	53	90.6	40	30.0	40	55.0		
6353603	Mgudlwa Secondary	N	1	14		57.1	5	100.0	14	100.0			64	100.0	30	70.0	20	90.0	30	96.7	28	100.0	36	55.6	30	96.7		
6304806	Middelburg Combined	N	4	11		100.0			52	88.5			10	100.0			12	100.0	62	88.7	49	100.0	24	75.0	20	65.0		
6304891	Middelburg Muslim	N		19		100.0			6	100.0	3	100.0			4	100.0			12	91.7			19	100.0	13	100.0		
6353606	Mkhephuli Secondary	N	1	21		33.3			21	85.7	21	61.9	57	100.0	36	94.4			36	75.0	21	95.2	36	72.2	36	75.0		
6304904	Mkhulu Combined	N	2	6	83.3			25	32.0	19	42.1	47	97.9	11	90.9			22	54.5	31	87.1	16	56.3	11	18.2			

District Name	Centre no	Centre name	Dinaledi	Quintile	Accounting		Agricultural Sciences		Business Studies		Economics		English (FAL)		Geography		History		Life Sciences		Mathematical Literacy		Mathematics		Physical Sciences			
					Wrote	% Achieved at 30% and above	Wrote	% Achieved at 30% and above	Wrote	% Achieved at 30% and above	Wrote	% Achieved at 30% and above	Wrote	% Achieved at 30% and above	Wrote	% Achieved at 30% and above	Wrote	% Achieved at 30% and above	Wrote	% Achieved at 30% and above	Wrote	% Achieved at 30% and above	Wrote	% Achieved at 30% and above	Wrote	% Achieved at 30% and above	Wrote	% Achieved at 30% and above
					NKANGALA	6353807	Mkhutshwa Secondary	N	2								15	100.0	15	93.3							15	46.7
6374404	Mmamethlake Secondary	Y	1	31		54.8	47	100.0	33	90.9	33	81.8	104	100.0	41	85.4			71	98.6	46	100.0	58	65.5	53	83.0		
6333407	Mmashadi Secondary	N	2	15		86.7	19	84.2	15	86.7	15	73.3	46	100.0	31	77.4			31	71.0	32	100.0	14	64.3	12	66.7		
6374304	Moepi Secondary	N	2				48	58.3	20	70.0	20	30.0	64	100.0	24	66.7			44	65.9	44	90.9	20	50.0	20	65.0		
6333505	Mogobosheng Secondary	N	3				5	100.0					5	100.0					5	100.0			5	80.0	5	100.0		
6333506	Mokebe Secondary	N	2	47		48.9			47	93.6	47	78.7	91	100.0	44	90.9	25	88.0	44	72.7	70	100.0	21	85.7	19	100.0		
6305005	Morelig Combined	N	2	16		81.3			60	78.3	60	25.0	66	92.4					7	100.0	58	72.4	9	44.4	7	100.0		
6353602	Mphalali Secondary	N	3	13		15.4			40	67.5			98	100.0	60	28.3			54	42.6	82	92.7	16	87.5	10	60.0		
6304705	Mphanama Secondary	N	3	9		100.0			21	100.0	14	85.7	85	100.0	10	100.0			21	81.0	46	100.0	39	79.5	32	78.1		
6305193	Mphumelomuhle Secondary	N	1						20	50.0			30	96.7	30	40.0			10	40.0	20	55.0	10	70.0	10	20.0		
6353705	Mpumelelo Secondary	N	3	29		62.1			73	100.0	29	89.7	90	100.0					61	57.4	66	100.0	24	37.5	17	64.7		
6353804	Musa Secondary	N	2	56		41.1	12	91.7	56	62.5	56	55.4	201	100.0	133	60.9	116	83.6	56	76.8	159	84.3	42	45.2	29	86.2		
6354101	Mzimhlophe Secondary	N	2	35		25.7			35	88.6	35	65.7	47	100.0	12	91.7			12	91.7	34	88.2	13	69.2	12	50.0		
6353903	Ndzundza Mabhoko Secondary	Y	2	11		90.9			62	79.0	62	48.4	185	100.0	123	87.8			123	79.7	128	98.4	57	91.2	51	45.1		
6354102	Phambili Secondary	N	2	10		70.0			31	80.6	10	70.0	54	100.0					44	50.0	31	90.3	23	56.5	23	56.5		
6304604	Phaphamani Secondary	N	2	11		72.7			31	74.2	31	41.9	109	100.0	78	91.0			78	46.2	85	94.1	24	75.0	22	86.4		
6305201	Phillip Ndimande Secondary	N	2	18		94.4	16	87.5	83	69.9	31	58.1	138	100.0	47	95.7	18	94.4	45	91.1	88	86.4	50	70.0	45	68.9		
6354002	Phumziile Secondary	N	2	15		100.0	22	100.0	46	97.8	33	81.8	100	100.0	67	98.5			42	95.2	59	100.0	41	70.7	32	75.0		
6305105	Pine Ridge Combined	N	2	9	77.8			49	93.9	9	77.8			28	78.6			35	80.0	36	94.4	35	48.6	35	68.6			
6304903	Poolzee Combined	N	2	16	62.5			16	37.5	16	43.8	25	100.0	9	77.8			9	33.3	16	93.8	9	33.3	9	66.7			

District Name	Centre no	Centre name	Dinledi	Quintile	Accounting		Agricultural Sciences		Business Studies		Economics		English (FAL)		Geography		History		Life Sciences		Mathematical Literacy		Mathematics		Physical Sciences			
					Wrote	% Achieved at 30% and above	Wrote	% Achieved at 30% and above	Wrote	% Achieved at 30% and above	Wrote	% Achieved at 30% and above	Wrote	% Achieved at 30% and above	Wrote	% Achieved at 30% and above	Wrote	% Achieved at 30% and above	Wrote	% Achieved at 30% and above	Wrote	% Achieved at 30% and above	Wrote	% Achieved at 30% and above	Wrote	% Achieved at 30% and above	Wrote	% Achieved at 30% and above
					NKANGALA	6374503	Pungutsha Secondary	N	2	45	40.0	21	95.2	45	62.2	45	55.6	89	100.0	44	81.8			44	77.3	74	98.6	15
6374501	Ramoshidi Secondary	Y	2	115		37.4			133	87.2	115	55.7	154	100.0					18	88.9	103	100.0	51	52.9	39	41.0		
6374401	Ratlhahana Secondary	N	2	76		5.3			76	44.7	75	42.7	147	99.3	71	90.1			71	56.3	120	83.3	26	65.4	26	76.9		
6374504	Seabe Secondary	N	2	26		23.1			63	85.7	63	46.0	84	100.0	21	100.0			21	81.0	61	95.1	23	56.5	21	33.3		
6353808	Sele Senior Secondary	N	2				27	100.0					27	100.0					27	85.2	16	100.0	11	81.8	11	90.9		
6353905	Senzangakhona Secondary	N	2	22		45.5	14	92.9	68	72.1	50	52.0	141	100.0	60	56.7	50	84.0	24	87.5	114	87.7	27	37.0	24	58.3		
6374307	Seruane Secondary School	N	1	10		80.0	12	100.0	10	100.0	10	60.0	35	100.0	26	100.0			26	88.5	12	100.0	24	41.7	14	100.0		
6305305	Sibongamandla Secondary	N	1						38	89.5	38	57.9	125	100.0	87	78.2			87	32.2	103	90.3	22	81.8	22	86.4		
6333507	Sidlasoke Secondary	N	3	8		37.5			8	62.5	8	62.5	47	100.0	39	79.5			39	66.7	8	87.5	39	35.9	39	51.3		
6353608	Sihlengiwe Secondary	N	1	7		71.4			23	100.0	8	87.5	32	100.0	19	89.5	15	100.0	14	78.6	19	89.5	13	61.5	10	100.0		
6305001	Sikhulile Secondary	N	3	9		44.4			36	33.3	39	25.6	89	100.0	31	38.7			19	78.9	70	87.1	19	63.2	19	63.2		
6353803	Silamba Secondary	N	2	35		80.0	58	94.8	129	72.9	129	41.1	203	100.0	34	85.3			74	66.2	135	86.7	68	50.0	40	52.5		
6374303	Sithenjisiwe Secondary	N	1	24		79.2	16	100.0	24	87.5	24	75.0	50	100.0	15	86.7			26	88.5	35	97.1	15	86.7	11	45.5		
6333511	Sivumelene Secondary	N	3	26		50.0			30	83.3	26	34.6	52	100.0	26	84.6			26	73.1	45	97.8	7	100.0	22	40.9		
6333405	Siyathokoza Secondary	N	1	28		25.0	15	100.0	28	78.6	28	57.1	43	100.0					15	93.3	28	92.9	15	53.3	15	40.0		
6305002	Siyifunile Secondary	N	3	20		95.0			20	95.0	20	55.0	49	100.0	29	89.7	22	100.0	7	100.0	42	95.2	7	100.0	7	100.0		
6333410	Sobantu Secondary	N	2	69		43.5	29	82.8	32	75.0	37	40.5	125	100.0	29	96.6			27	74.1	97	96.9	28	78.6	27	77.8		
6304701	Sofunda Secondary	Y	3	111		45.0			220	71.4	111	39.6	272	99.3	52	30.8			109	67.9	114	80.7	158	55.7	109	66.1		
6333411	Somkhahlekwa Secondary	N	3	21		57.1			21	100.0			59	100.0	38	100.0			38	86.8	19	100.0	40	77.5	38	71.1		
6354005	Somsuswa Secondary	N	2	31		80.6			119	76.5	84	35.7	135	100.0					20	90.0	92	90.2	43	53.5	16	87.5		
6333403	Sovetjheza Secondary	N	2	37	18.9	19	100.0	37	70.3	37	62.2	56	100.0					19	89.5	33	100.0	23	69.6	19	52.6			

District Name	Centre no	Centre name	Dinaledi	Quintile	Accounting		Agricultural Sciences		Business Studies		Economics		English (FAL)		Geography		History		Life Sciences		Mathematical Literacy		Mathematics		Physical Sciences			
					Wrote	% Achieved at 30% and above	Wrote	% Achieved at 30% and above	Wrote	% Achieved at 30% and above	Wrote	% Achieved at 30% and above	Wrote	% Achieved at 30% and above	Wrote	% Achieved at 30% and above	Wrote	% Achieved at 30% and above	Wrote	% Achieved at 30% and above	Wrote	% Achieved at 30% and above	Wrote	% Achieved at 30% and above	Wrote	% Achieved at 30% and above	Wrote	% Achieved at 30% and above
					NKANGALA	6304703	Sozama Secondary	Y	4	35	68.6			51	82.4	34	64.7	147	100.0	90	88.9	22	68.2	65	49.2	89	92.1	58
6304901	Steelcrest High	N	5	26		100.0			81	100.0					45	93.3	22	86.4	76	92.1	86	100.0	48	97.9	28	100.0		
6304602	Sundra Secondary	N	1	17		41.2			74	77.0	39	64.1	62	100.0	28	67.9			19	100.0	71	90.1	22	68.2	19	89.5		
6304603	Swartklip Combined	N	1	18		16.7			73	65.8	18	55.6	73	100.0	55	94.5			55	36.4	55	72.7	18	38.9	25	28.0		
6333501	Tholulwazi Secondary	Y	3	26		38.5	67	89.6	92	70.7	92	43.5	159	100.0	42	88.1			67	65.7	126	89.7	33	63.6	25	96.0		
6374502	Thufane Secondary	N	1	29		48.3	21	42.9	50	30.0	29	24.1	119	98.3	69	50.7			69	46.4	90	65.6	29	51.7	29	24.1		
6305004	Tonteldoos Secondary	N	1				47	51.1					47	100.0	14	57.1			47	38.3	14	100.0	33	48.5	33	36.4		
6305308	Tp Sililo Secondary	N	3	32		96.9			16	81.3	59	66.1	96	100.0	25	76.0	22	86.4	43	79.1	40	90.0	58	37.9	43	55.8		
6304905	Tshwenyane Combined	N	3	22		45.5			22	77.3	22	54.5	76	100.0	55	58.2	32	59.4	24	100.0	52	80.8	26	88.5	24	91.7		
6304802	Tsiki Naledi Secondary	N	3	2		0.0			6	66.7	6	16.7	26	96.2	20	35.0			20	20.0	19	94.7	6	16.7	6	33.3		
6333412	Ubuhlebethu Secondary	N	3	22		90.9			31	93.5	31	64.5	50	100.0					19	89.5	15	86.7	36	61.1	20	75.0		
6333408	Veziwazi Secondary	N	3						9	77.8	9	33.3	49	100.0	19	68.4			40	32.5	39	92.3	10	70.0	10	50.0		
6353704	Vukani Secondary	N	3	11		63.6			55	61.8	30	50.0	132	99.2	82	65.9			76	61.8	105	86.7	28	89.3	27	77.8		
6354006	Vukuzame Secondary	N	2	63		30.2			65	83.1	63	46.0	146	100.0	83	100.0			83	90.4	60	91.7	86	43.0	81	50.6		
6354104	Vukuzenzele Secondary	N	2	38		60.5			38	89.5	38	57.9	58	100.0	20	100.0			20	100.0	36	94.4	22	100.0	20	85.0		
6354107	Vumabesala Secondary	N	1	28		39.3			60	53.3	28	46.4	87	100.0	33	27.3			26	65.4	61	77.0	26	61.5	26	50.0		
6305104	Witbank High	Y	5	18		94.4			53	86.8					59	94.9			77	84.4	48	100.0	29	62.1	24	87.5		
6305202	Zacheus Malaza Secondary	Y	2	72		65.3			50	82.0	50	70.0	142	100.0	58	82.8	35	94.3	65	80.0	72	97.2	70	88.6	57	91.2		
6353901	Zakheni High	N	3	36	41.7	38	92.1	36	72.2	36	63.9	96	100.0	11	81.8			60	65.0	69	98.6	27	63.0	22	50.0			
6354105	Zidobhele Secondary	N	2	29	62.1			62	61.3	29	34.5	117	100.0	88	61.4			55	65.5	62	87.1	56	30.4	55	38.2			
6353801	Ziphakamiseni Secondary	N	2	3	66.7			13	84.6	13	30.8	74	100.0	61	59.0			61	47.5	60	90.0	14	64.3	13	76.9			

5.7 NORTH WEST

DISTRICT LEVEL SUBJECT PERFORMANCE

District Name	Accounting		Agricultural Sciences		Business Studies		Economics		English (FAL)		Geography		History		Life Sciences		Mathematical Literacy		Mathematics		Physical Sciences	
	Wrote	%Achieved at 30% and above	Wrote	%Achieved at 30% and above	Wrote	%Achieved at 30% and above	Wrote	%Achieved at 30% and above	Wrote	%Achieved at 30% and above	Wrote	%Achieved at 30% and above	Wrote	%Achieved at 30% and above	Wrote	%Achieved at 30% and above	Wrote	%Achieved at 30% and above	Wrote	%Achieved at 30% and above	Wrote	%Achieved at 30% and above
BOJANALA PLATINUM	3 057	68.5	957	89.9	4 948	87.0	3 464	86.9	10 866	99.9	5 701	84.8	2 070	90.6	6 014	77.7	7 319	93.3	4 634	65.4	3 872	71.6
DR. K. KAUNDA	1 257	62.5	317	88.0	2 226	85.9	1 173	83.0	4 471	100.0	2 440	84.1	1 170	89.7	2 790	75.8	3 531	94.2	2 109	70.9	1 577	77.0
DR. R.S. MOMPATI	884	58.3	1 408	84.0	1 226	88.5	848	84.1	4 763	99.9	2 700	79.4	940	85.6	3 084	75.2	3 382	92.8	1 530	62.9	1 325	72.6
NGAKA M. MOLEMA	1 237	81.3	1 756	87.9	1 922	95.3	1 303	94.2	6 044	100.0	4 085	89.5	950	93.6	4 138	83.2	4 125	95.8	2 633	70.7	2 204	78.8

SCHOOL LEVEL SUBJECT PERFORMANCE

District Name	Centre no	Centre name	Dinaledi	Quintile	Accounting		Agricultural Sciences		Business Studies		Economics		English (FAL)		Geography		History		Life Sciences		Mathematical Literacy		Mathematics		Physical Sciences	
					Wrote	% Achieved at 30% and above	Wrote	% Achieved at 30% and above	Wrote	% Achieved at 30% and above	Wrote	% Achieved at 30% and above	Wrote	% Achieved at 30% and above	Wrote	% Achieved at 30% and above	Wrote	% Achieved at 30% and above	Wrote	% Achieved at 30% and above	Wrote	% Achieved at 30% and above	Wrote	% Achieved at 30% and above	Wrote	% Achieved at 30% and above
BOJANALA	9111003	Academy For Christian Education	N		12	100.0			32	100.0					14	100.0			11	100.0	31	100.0	5	80.0	3	100.0
	9121005	Alfred Maubane	Y	2	53	62.3			34	97.1	57	84.2	139	100.0	84	86.9	42	97.6	105	59.0	92	81.5	47	57.4	40	70.0
	9152002	Bafokeng High	N	4	78	32.1	88	92.0	98	77.6	177	67.8	264	100.0	79	55.7	79	69.6	88	87.5	191	79.6	74	47.3	74	48.6
	9112004	Bakwena High	N	2	35	37.1			35	82.9	35	85.7	113	99.1	78	89.7	23	95.7	55	85.5	55	81.8	58	58.6	55	52.7



“Disabled children are equally entitled to an exciting and brilliant future.”

District Name	Centre no	Centre name	Dinatedi	Quintile	Accounting		Agricultural Sciences		Business Studies		Economics		English (FAL)		Geography		History		Life Sciences		Mathematical Literacy		Mathematics		Physical Sciences			
					Wrote	% Achieved at 30% and above	Wrote	% Achieved at 30% and above	Wrote	% Achieved at 30% and above	Wrote	% Achieved at 30% and above	Wrote	% Achieved at 30% and above	Wrote	% Achieved at 30% and above	Wrote	% Achieved at 30% and above	Wrote	% Achieved at 30% and above	Wrote	% Achieved at 30% and above	Wrote	% Achieved at 30% and above	Wrote	% Achieved at 30% and above	Wrote	% Achieved at 30% and above
					BOJANALA	9142008	Bataung Secondary	N	1							10	100.0	7	85.7			10	30.0	7	100.0	3	100.0	3
	9142009	Batlang High	N	1	7	100.0			13	84.6	13	92.3	22	100.0			9	88.9	12	91.7	10	60.0	9	88.9				
	9142011	Batlokwa Secondary	N	2	6	100.0							14	100.0	14	100.0			14	92.9	6	100.0	8	87.5	8	100.0		
	9152013	Bergsig High	N	5	24	95.8			104	97.1	29	100.0	99	100.0	20	100.0			94	91.5	110	100.0	61	98.4	34	100.0		
	9152014	Boikagong Secondary	Y	4	21	23.8			73	52.1	22	63.6	154	99.4	104	71.2	59	88.1	47	70.2	133	79.7	21	85.7	21	95.2		
	9152224	Boitekong Secondary	N	3	14	100.0	76	88.2	57	98.2	57	93.0	215	100.0	165	90.3	55	83.6	158	71.5	138	94.9	77	67.5	63	61.9		
	9111017	Bothabelo High	N	4	14	64.3	15	100.0	45	84.4	31	93.5	95	100.0	64	90.6	12	100.0	38	100.0	54	94.4	41	53.7	23	95.7		
	9111020	Brits High	N	4	36	91.7			58	100.0			173	100.0	39	100.0	30	100.0	60	96.7	99	100.0	72	97.2	60	91.7		
	9111022	Central Secondary	N	4	14	92.9			32	100.0	34	97.1			19	100.0			29	93.1	38	100.0	26	84.6	18	88.9		
	9152016	Charora High	N	1	11	45.5	33	66.7	45	91.1	40	90.0	120	100.0	43	90.7			43	69.8	97	90.7	22	86.4	22	100.0		
	9111264	Eagle Christian College	N		8	100.0			21	95.2	22	95.5							16	100.0	24	100.0	18	77.8	16	81.3		
	9101034	Eletsa Secondary	Y	2	53	77.4			43	100.0	43	100.0	151	100.0	77	89.6	24	87.5	108	86.1	70	95.7	81	76.5	64	82.8		
	9152193	Fields College	N	4	23	95.7			71	100.0					28	100.0	27	100.0	66	98.5	43	100.0	53	96.2	36	100.0		
	9152233	Freedom Park Secondary	N	3	22	72.7			66	97.0			109	100.0	63	54.0			35	80.0	36	88.9	73	35.6	32	68.8		
	9132023	Gaopotlake Secondary	N	3	20	95.0			49	71.4	32	78.1	78	100.0	58	84.5	12	100.0	17	94.1	53	96.2	25	64.0	17	82.4		
	9121041	Gaseitsiwe High	N	1	17	88.2			17	100.0	17	100.0	60	100.0	43	95.3	16	93.8	43	69.8	47	95.7	13	76.9	13	84.6		
	9152227	Geelhout Park Secondary	N	4	55	67.3			51	90.2	56	85.7			43	97.7	8	100.0	48	97.9	56	98.2	64	65.6	48	85.4		
	9151265	Gosiame Examination Centre	N				16	87.5	12	66.7			16	100.0	16	75.0			16	43.8	10	90.0	6	16.7	4	50.0		
	9152026	Grenswag High	N	4	5	100.0			56	94.6			124	100.0	44	86.4			34	64.7	110	100.0	16	100.0	9	88.9		
	9152027	Grenville High	Y	4	41	95.1			121	98.3					49	100.0			99	89.9	95	97.9	72	79.2	50	94.0		
	9152028	H F Tlou High	Y	4	48	58.3			134	85.8	97	96.9	350	100.0	162	77.2	102	95.1	215	71.2	86	96.5	264	33.7	215	36.3		

District Name	Centre no	Centre name	Dinaledi	Quintile	Accounting		Agricultural Sciences		Business Studies		Economics		English (FAL)		Geography		History		Life Sciences		Mathematical Literacy		Mathematics		Physical Sciences			
					Wrote	% Achieved at 30% and above	Wrote	% Achieved at 30% and above	Wrote	% Achieved at 30% and above	Wrote	% Achieved at 30% and above	Wrote	% Achieved at 30% and above	Wrote	% Achieved at 30% and above	Wrote	% Achieved at 30% and above	Wrote	% Achieved at 30% and above	Wrote	% Achieved at 30% and above	Wrote	% Achieved at 30% and above	Wrote	% Achieved at 30% and above	Wrote	% Achieved at 30% and above
					BOJANALA	9152029	H T S Rustenburg	N	4					46	97.8			57	100.0					4	100.0	38	100.0	47
	9111047	Hartbeespoort High	N	5	40	100.0			100	99.0			111	100.0	49	100.0	35	100.0	86	95.3	84	100.0	92	89.1	51	92.2		
	9101048	Hebron Tech. And Comm. High	Y	4	73	84.9			73	91.8	73	91.8	151	100.0							74	100.0	77	58.4	78	75.6		
	9121049	Hendrik Makapan High	N	3	30	83.3	50	90.0	30	73.3	30	90.0	106	100.0	49	75.5	27	92.6	77	68.8	87	92.0	19	73.7	28	82.1		
	9142030	Herman Thebe High	Y	4	6	100.0	23	100.0	20	100.0			60	100.0	17	100.0	16	100.0	24	100.0	27	100.0	33	69.7	24	87.5		
	9132031	Holy Family Combined	Y	4	13	100.0			31	100.0					28	100.0	25	100.0	32	96.9	26	100.0	37	91.9	25	100.0		
	9121054	Ikaneng High	N	1	17	88.2			17	82.4	17	70.6	30	100.0			13	100.0	13	84.6	25	100.0	5	80.0				
	9101055	Ikatlong Secondary	N	3	8	100.0			31	96.8	31	96.8	92	100.0	61	96.7	31	100.0	30	100.0	60	90.0	32	68.8	30	60.0		
	9152032	Iketletso Secondary	N	2	56	78.6			56	92.9	56	98.2	173	100.0	117	72.6	30	100.0	76	59.2	95	90.5	78	52.6	76	44.7		
	9142033	Ikgomotseng Secondary	N	3							11	90.9	11	100.0							11	100.0						
	9121059	Ithuteng Commercial High	N	3	42	81.0			68	95.6	42	92.9	68	100.0					26	100.0	55	100.0	13	100.0	26	76.9		
	9101262	Itsoseng Combined	N	3	26	65.4			26	61.5	26	76.9	77	100.0	51	96.1	26	100.0	51	80.4	52	94.2	25	80.0	25	68.0		
	9132036	Itumeleng Secondary	N	3	9	88.9			9	88.9	16	93.8	54	100.0	38	97.4	23	100.0	45	97.8	30	100.0	24	70.8	22	45.5		
	9132038	J M Ntsime	Y	4	79	93.7			106	100.0	106	97.2	285	100.0	165	85.5	49	95.9	131	94.7	82	95.1	204	65.7	131	65.6		
	9101061	Jethro Pelle High	N	1	21	81.0			21	95.2	21	100.0	46	100.0	25	100.0	14	92.9	11	100.0	35	100.0	11	45.5	11	90.9		
	9142039	Kalafi High	N	3									25	100.0	12	66.7	12	75.0	13	61.5	13	92.3	12	25.0	13	7.7		
	9152200	Kele Secondary	N		6	50.0			18	100.0	18	83.3			32	78.1			22	90.9	26	96.2	14	85.7	22	68.2		
	9132043	Kgabutle High	N	2	24	54.2			19	84.2	27	88.9	82	100.0	58	70.7			55	50.9	58	91.4	24	29.2	23	26.1		
	9142044	Kgalatlowe High	N	2			16	75.0	5	100.0			62	100.0	62	87.1	31	100.0	36	72.2	42	81.0	20	20.0	20	45.0		
	9132045	Kgamanyane High	Y	2	8	87.5			22	86.4	22	95.5	55	100.0	33	100.0	5	100.0	33	97.0	25	88.0	30	90.0	28	85.7		
	9121063	Kgaphamadi	N	2	99	40.4	97	97.9	65	67.7	99	48.5	196	99.5	64	84.4			97	89.7	162	92.0	34	67.6	33	100.0		

District Name	Centre no	Centre name	Dinatedi	Quintile	Accounting		Agricultural Sciences		Business Studies		Economics		English (FAL)		Geography		History		Life Sciences		Mathematical Literacy		Mathematics		Physical Sciences			
					Wrote	% Achieved at 30% and above	Wrote	% Achieved at 30% and above	Wrote	% Achieved at 30% and above	Wrote	% Achieved at 30% and above	Wrote	% Achieved at 30% and above	Wrote	% Achieved at 30% and above	Wrote	% Achieved at 30% and above	Wrote	% Achieved at 30% and above	Wrote	% Achieved at 30% and above	Wrote	% Achieved at 30% and above	Wrote	% Achieved at 30% and above	Wrote	% Achieved at 30% and above
					BOJANALA	9152050	Khayaletu Secondary	N	1	27	37.0			29	100.0	27	92.6	71	100.0	44	97.7	19	100.0	44	68.2	55	92.7	16
9111069	Kleinfontein High	N	1										10	90.0	10	70.0			10	20.0	10	80.0						
9101070	Klipgat High	N	1	68		55.9	63	98.4	68	88.2	68	88.2	172	100.0	80	95.0	22	100.0	104	89.4	110	99.1	62	64.5	43	90.7		
9132058	Kwena Tlase Secondary	N	1				19	100.0	43	58.1	43	97.7	83	100.0	64	92.2	21	90.5	40	80.0	64	85.9	19	94.7	19	94.7		
9142059	Langa-La-Sembo High	N	1										33	100.0	34	73.5	28	92.9	34	41.2	27	100.0	7	28.6	6	0.0		
9112063	Lerothodi High	N	4	11		63.6			39	64.1	38	92.1	59	100.0	20	90.0			20	90.0	39	89.7	20	70.0	20	50.0		
9152064	Lesele Secondary	N	2	22		50.0			40	62.5	23	100.0	49	100.0	27	81.5	49	93.9	26	61.5	40	85.0	9	66.7	9	55.6		
9111085	Lighthouse Christian College	N		6		100.0			22	90.9					16	87.5			17	76.5	23	100.0	16	100.0	13	84.6		
9121086	Loalane Secondary	N	1	33		69.7	15	93.3	49	73.5	62	82.3	93	100.0	29	96.6			44	79.5	81	96.3	12	66.7	15	93.3		
9121087	Lobang High	N	1										17	100.0	17	94.1	9	100.0	17	76.5	14	85.7	3	66.7	8	50.0		
9101090	Lot Mashiane Secondary	N	1	12		75.0	10	100.0	12	91.7	12	100.0	31	100.0	19	100.0	9	100.0	10	100.0	17	94.1	14	50.0	9	44.4		
9111095	Machadam Combined	N	3				15	93.3					27	100.0	27	100.0			27	81.5	15	100.0	12	75.0	12	75.0		
9101072	Madiba-A-Toloane High	N	2	28		39.3	4	100.0	28	78.6	28	82.1	78	100.0	50	94.0	10	80.0	40	85.0	64	96.9	14	71.4	28	32.1		
9101098	Mafanele High	N	3	18		22.2	6	100.0	18	77.8	18	88.9	70	100.0	46	65.2	20	100.0	52	55.8	46	89.1	24	54.2	24	8.3		
9142072	Makoba High	N	1										19	100.0	19	78.9	12	83.3	19	63.2	12	91.7	7	71.4	7	57.1		
9132073	Makuka Middle	N	1										40	100.0	40	65.0	26	88.5	40	75.0	26	84.6	14	78.6	14	78.6		
9111104	Malatse-Motsepe High	Y	3	36		69.4			38	84.2	36	100.0	126	100.0	45	82.2	28	96.4	36	91.7	86	90.7	41	65.9	36	66.7		
9142074	Malefo High	N	1	23		95.7			83	88.0			151	100.0	128	88.3	35	97.1	74	78.4	118	99.2	33	72.7	33	81.8		
9121107	Mamodibo High	N	2	24		50.0			24	87.5	24	100.0	60	100.0	36	88.9	19	100.0	17	100.0	48	95.8	12	100.0	17	88.2		
9132075	Manamakgotha High	N	1	33		81.8			61	95.1	61	95.1	110	100.0	77	98.7	15	100.0	49	87.8	84	100.0	26	100.0	34	76.5		
9152080	Marikana High	N	1	23	39.1	39	100.0	23	91.3	23	95.7	67	100.0	43	100.0			44	86.4	28	96.4	39	48.7	35	54.3			

District Name	Centre no	Centre name	Dinaledi	Quintile	Accounting		Agricultural Sciences		Business Studies		Economics		English (FAL)		Geography		History		Life Sciences		Mathematical Literacy		Mathematics		Physical Sciences			
					Wrote	% Achieved at 30% and above	Wrote	% Achieved at 30% and above	Wrote	% Achieved at 30% and above	Wrote	% Achieved at 30% and above	Wrote	% Achieved at 30% and above	Wrote	% Achieved at 30% and above	Wrote	% Achieved at 30% and above	Wrote	% Achieved at 30% and above	Wrote	% Achieved at 30% and above	Wrote	% Achieved at 30% and above	Wrote	% Achieved at 30% and above	Wrote	% Achieved at 30% and above
					BOJANALA	9101114	Maruatona Dikobe High	N	1								28	100.0	28	92.9			28	89.3	23	100.0	5	100.0
	9152083	Matetenene High	N	2				41	63.4			91	100.0	91	49.5			50	52.0	68	76.5	23	47.8	23	56.5			
	9121115	Matlaisane Secondary	N	4	21	66.7		34	82.4	34	91.2	100	100.0	59	93.2			48	81.3	37	94.6	62	59.7	46	67.4			
	9152087	Mathare Mokautu High	N	2	22	68.2		41	87.8	30	93.3	70	100.0	39	97.4			29	100.0	45	88.9	25	88.0	25	76.0			
	9111118	Meerhof	N					7	100.0			9	100.0							15	100.0							
	9152092	Meridian College Rustenburg	N		20	90.0		49	83.7	36	97.2	29	100.0	22	100.0			38	89.5	38	94.7	20	70.0	9	100.0			
	9152235	Meriti Secondary	N	4	38	65.8		17	88.2	38	89.5	94	100.0	56	87.5	18	100.0	56	55.4	81	97.5	13	92.3	13	92.3			
	9101120	Micha Kgasi High	Y	2	34	67.6		34	100.0	33	87.9	128	100.0	94	80.9	29	89.7	94	86.2	61	96.7	67	65.7	65	87.7			
	9111121	Michael Modisakeng Secondary	N	1	71	60.6	17	100.0	64	81.3	40	90.0	107	100.0	19	100.0	19	100.0	24	100.0	83	98.8	24	70.8	24	79.2		
	9111123	Mmakau Secondary	N		12	50.0		33	60.6	23	91.3	78	100.0	52	80.8			51	62.7	53	67.9	31	22.6	30	33.3			
	9121124	Mmakaunyana Secondary	N	2	14	42.9		14	71.4	14	85.7	56	100.0	43	97.7	23	100.0	43	88.4	36	94.4	20	45.0	20	85.0			
	9152095	Mmanape High	N	4								60	100.0	41	75.6			28	85.7	42	100.0	18	61.1	9	66.7			
	9121128	Mmankala Tech And Comm High	Y	3	86	83.7		68	94.1	86	90.7	218	99.5					94	89.4	62	90.3	156	60.3	132	64.4			
	9101129	Mmanotshe Moduane High	N	3	32	46.9		32	87.5	32	87.5	86	100.0	54	92.6	36	83.3	54	64.8	68	97.1	18	83.3	18	77.8			
	9132099	Modise Commercial High	N	2	5	100.0		5	100.0	5	80.0	19	100.0	14	78.6	9	44.4	14	64.3	14	78.6	5	100.0	5	80.0			
	9111137	Mogale Secondary	N	2	13	30.8	7	100.0	28	92.9	27	96.3	61	100.0	34	91.2	12	58.3	14	100.0	50	88.0	11	81.8	21	47.6		
	9112104	Mojagedi Secondary	N	1								32	100.0	32	93.8	24	95.8	32	93.8	24	100.0	8	100.0	8	75.0			
	9121143	Molebatsi Secondary	N	2	17	76.5		17	100.0	17	100.0	67	100.0	50	60.0	36	91.7	40	60.0	56	91.1	11	81.8	14	64.3			
	9121144	Moratwe High	N	1								34	100.0	34	88.2	25	100.0	34	38.2	25	100.0	9	77.8	9	66.7			

District Name	Centre no	Centre name	Dinatedi	Quintile	Accounting		Agricultural Sciences		Business Studies		Economics		English (FAL)		Geography		History		Life Sciences		Mathematical Literacy		Mathematics		Physical Sciences			
					Wrote	% Achieved at 30% and above	Wrote	% Achieved at 30% and above	Wrote	% Achieved at 30% and above	Wrote	% Achieved at 30% and above	Wrote	% Achieved at 30% and above	Wrote	% Achieved at 30% and above	Wrote	% Achieved at 30% and above	Wrote	% Achieved at 30% and above	Wrote	% Achieved at 30% and above	Wrote	% Achieved at 30% and above	Wrote	% Achieved at 30% and above	Wrote	% Achieved at 30% and above
					BOJANALA	9111147	Mothotlung	Y	3	44	86.4			64	82.8	44	90.9	120	100.0	59	78.0	26	100.0	23	100.0	82	89.0	41
9121151	Motshegoa High	N	3						12	91.7	14	85.7	19	100.0	19	94.7			7	85.7	14	100.0	4	75.0	4	100.0		
9101152	Motshwane High	N	1	32		59.4			32	68.8	43	79.1	92	100.0	31	96.8	29	100.0	60	76.7	61	91.8	31	71.0	31	83.9		
9121153	Motswateng High	N	1	39		46.2			39	71.8	39	59.0	59	100.0	20	90.0			20	90.0	39	92.3	20	85.0	20	90.0		
9132114	Mphela Middle	N	1										26	100.0	26	84.6	19	78.9	26	65.4	19	100.0	7	85.7	7	71.4		
9152116	Naauwpoort High	N	1				12	83.3					18	100.0	18	94.4	14	100.0	10	100.0	14	78.6	4	75.0	4	75.0		
9121156	Nchaube High	N	3	26		69.2			52	82.7	26	84.6	80	100.0	28	85.7			28	75.0	60	83.3	20	45.0	20	80.0		
9132117	Nkobong High	N	3	6		100.0			6	100.0	6	100.0	19	100.0	13	92.3	4	100.0	13	92.3	10	100.0	9	100.0	9	100.0		
9101160	Ntolo	N	3	22		81.8	21	81.0	22	95.5	21	100.0	110	99.1	66	81.8	22	40.9	88	58.0	59	81.4	51	31.4	32	43.8		
9152120	Nural-Iman-Muslim	N		7		100.0			11	100.0									13	100.0	8	100.0	10	90.0	6	100.0		
9142122	Olefile High	N	2										21	100.0	14	100.0			21	85.7	14	100.0	7	100.0	7	100.0		
9142123	Phakamile High	N	3										17	100.0	17	100.0	12	100.0	17	70.6	12	100.0	5	80.0	5	20.0		
9152129	Pres Mangope Tech High	Y	4	169		63.3			339	97.1	169	92.9	339	100.0							101	99.0	238	68.1	170	67.6		
9101170	Puo-Pha Secondary	N	2				4	75.0					7	100.0	7	100.0			7	100.0	2	100.0	5	20.0	3	0.0		
9111171	Rabonni Private	N		14		100.0			29	100.0	19	89.5			3	100.0			21	95.2	23	100.0	18	72.2	13	92.3		
9112131	Rakgatla High	N	4				14	92.9	18	88.9	18	94.4	47	100.0	47	93.6			29	86.2	33	97.0	14	50.0	15	73.3		
9142132	Rakoko Sen Secondary	Y	3	15		66.7					15	80.0	73	100.0	31	90.3			53	73.6	38	100.0	36	86.1	33	97.0		
9142138	Ramotshodi High	N	3										44	100.0	35	91.4	25	100.0	44	59.1	25	96.0	19	42.1	9	66.7		
9132142	Raphurele High	N	2	49		49.0			49	75.5	71	84.5	173	100.0	124	90.3	56	89.3	102	55.9	127	88.2	46	41.3	46	73.9		
9152143	Rauwane Sepeng Sen Secondary	N	4	37		37.8	186	81.7	69	72.5	70	84.3	302	98.7	219	63.9	119	70.6	213	62.4	198	85.9	95	23.2	60	58.3		
9101186	Rekopantswe High	N	3	23	56.5	3	100.0	23	87.0	23	78.3	37	100.0	14	92.9	2	100.0	14	85.7	24	95.8	13	30.8	9	44.4			

District Name	Centre no	Centre name	Dinaledi	Quintile	Accounting		Agricultural Sciences		Business Studies		Economics		English (FAL)		Geography		History		Life Sciences		Mathematical Literacy		Mathematics		Physical Sciences			
					Wrote	% Achieved at 30% and above	Wrote	% Achieved at 30% and above	Wrote	% Achieved at 30% and above	Wrote	% Achieved at 30% and above	Wrote	% Achieved at 30% and above	Wrote	% Achieved at 30% and above	Wrote	% Achieved at 30% and above	Wrote	% Achieved at 30% and above	Wrote	% Achieved at 30% and above	Wrote	% Achieved at 30% and above	Wrote	% Achieved at 30% and above	Wrote	% Achieved at 30% and above
					BOJANALA	9152148	Rethusegile Secondary	N	4	17	88.2			64	62.5	29	86.2	86	100.0	85	82.4	39	28.2	40	40.0	68	86.8	18
	9152153	Rustenburg High	Y	4	53	100.0			130	100.0	21	90.5	262	100.0	34	97.1			108	94.4	124	100.0	138	94.2	84	95.2		
	9152154	Rustenburg Opvoedkundige Kollege	N		22	95.5			50	92.0	50	84.0							38	81.6	43	95.3	45	64.4	38	73.7		
	9152162	Sekete Iv High	Y	4	25	88.0			89	83.1	89	85.4	200	100.0	48	70.8	21	100.0	90	90.0	85	87.1	115	43.5	90	85.6		
	9121202	Sekitla High	N	3	33	15.2	33	93.9	34	52.9	34	55.9	130	100.0	74	89.2	37	97.3	83	55.4	107	90.7	23	78.3	23	91.3		
	9142163	Semetsa Secondary	N	3									15	100.0	9	88.9			15	46.7	9	100.0	6	83.3	6	66.7		
	9142167	Shadrack F Zibi Secondary	N	3									17	100.0	17	76.5			17	47.1	8	100.0	9	11.1	9	11.1		
	9142169	St Anne`S High	Y	4	25	100.0			36	100.0			78	100.0	31	96.8			42	97.6	40	100.0	38	100.0	22	86.4		
	9111211	St Teresa High	N	4	16	93.8			38	100.0	38	100.0	99	100.0	61	95.1	29	96.6	61	68.9	71	98.6	28	78.6	43	69.8		
	9111216	Thaba-Morula High	N	3	42	40.5			42	61.9	42	83.3	108	100.0	66	87.9	7	100.0	66	78.8	49	93.9	59	39.0	59	55.9		
	9152177	Thethe High	N	4	12	91.7	30	83.3	88	70.5	73	83.6	179	100.0	169	80.5			46	82.6	137	96.4	44	70.5	46	82.6		
	9101219	Thomas Makgatho High	N	3	11	63.6			42	95.2			67	100.0	67	79.1			56	66.1	42	92.9	25	64.0	25	48.0		
	9121221	Thulare High	N	3	36	100.0	16	75.0	21	66.7	21	76.2	77	100.0	56	82.1			40	72.5	37	94.6	40	75.0	40	62.5		
	9101223	Thuto-Pele High	N	3	50	74.0			65	80.0	50	98.0	122	100.0	57	93.0	20	100.0	52	94.2	79	100.0	43	88.4	39	97.4		
	9152182	Tlhabane Tech. And Comm. High Schoo	Y	4	53	60.4			89	77.5	89	83.1	259	100.0					173	65.3	203	96.6	59	89.8	51	96.1		
	9132184	Tshaile High	N	3									20	100.0	20	95.0	9	88.9	20	55.0	9	100.0	11	45.5	11	72.7		
	9101231	Tshepagalang High	N	3	25	32.0			25	92.0	25	92.0	83	100.0	58	94.8	26	100.0	58	70.7	63	96.8	20	85.0	32	78.1		
	9152187	Tshukudu High	N	5	74	41.9			74	95.9			153	100.0	79	83.5	34	97.1	45	91.1	108	100.0	45	48.9	45	71.1		
	9111237	Tsogo Secondary	Y	3	72	88.9			76	100.0			123	100.0			34	100.0	100	91.0	48	100.0	75	73.3	47	85.1		

District Name	Centre no	Centre name	Dinatedi	Quintile	Accounting		Agricultural Sciences		Business Studies		Economics		English (FAL)		Geography		History		Life Sciences		Mathematical Literacy		Mathematics		Physical Sciences			
					Wrote	% Achieved at 30% and above	Wrote	% Achieved at 30% and above	Wrote	% Achieved at 30% and above	Wrote	% Achieved at 30% and above	Wrote	% Achieved at 30% and above	Wrote	% Achieved at 30% and above	Wrote	% Achieved at 30% and above	Wrote	% Achieved at 30% and above	Wrote	% Achieved at 30% and above	Wrote	% Achieved at 30% and above	Wrote	% Achieved at 30% and above	Wrote	% Achieved at 30% and above
					BOJANALA	9132189	Tswaidi High	N	3	23	78.3			23	78.3	23	95.7	48	100.0	25	88.0			16	87.5	36	94.4	12
9121241	Utsane High	N	3	36		50.0			67	64.2	67	73.1	208	99.5	119	73.9	95	92.6	111	54.1	175	84.6	34	55.9	26	69.2		
9111242	Wagpos High	N	4	5		100.0	29	96.6					149	100.0					36	100.0	83	100.0	66	69.7	43	79.1		
9152191	Zinniaville Secondary	N	4	21		100.0			39	100.0					28	100.0	12	100.0	37	94.6	44	100.0	21	100.0	18	100.0		
DR. K. KAUNDA	9215003	Alabama Secondary	N	4	17	94.1			92	60.9	81	54.3	29	100.0	34	88.2	9	100.0	8	100.0	87	90.8	11	45.5	8	75.0		
	9215184	Alabama Combined	N	2	3	66.7			3	100.0	3	100.0			17	88.2	7	100.0	17	94.1	9	100.0	11	90.9	10	80.0		
	9215004	Al-Huda Muslim	N		5	100.0			5	100.0							4	100.0	12	100.0	4	100.0	8	100.0	8	100.0		
	9215005	Are-Fadimeheng	Y	4	26	88.5			31	100.0	27	100.0	140	100.0	82	92.7	32	96.9	95	89.5	57	98.2	83	51.8	45	73.3		
	9225183	B.A. Seobi Secondary	N	3	3	100.0			37	97.3	37	100.0	87	100.0	50	98.0	30	100.0	20	100.0	66	100.0	21	90.5	14	92.9		
	9225009	Boitshoko High	Y	1	47	55.3	9	100.0	36	77.8	11	90.9	168	100.0	65	67.7	49	87.8	56	98.2	117	88.9	51	94.1	51	88.2		
	9215010	Borakanelo Secondary	N	4	43	74.4			42	64.3	43	83.7	133	100.0	91	71.4	66	89.4	25	80.0	108	99.1	26	34.6	25	68.0		
	9204030	Boschpoort Combined	N	1	4	75.0			4	100.0			16	100.0	16	81.3			12	58.3	4	100.0	12	16.7	12	33.3		
	9205011	Boskuil Combined	N	1									12	100.0	12	66.7	7	71.4	12	75.0	7	85.7	5	0.0	5	40.0		
	9225012	Botoka Comprehensive	N	3									66	100.0					62	45.2	48	87.5	18	61.1	18	61.1		
	9215014	Chris Hani Secondary	N	4	11	9.1			11	54.5	11	45.5	32	100.0	21	81.0	11	100.0	17	76.5	26	92.3	6	16.7	10	0.0		
	9215016	Cocekani High	N	2	8	37.5			10	70.0	8	87.5	52	100.0	30	63.3			40	37.5	39	79.5	13	46.2	14	71.4		
	9229002	Cvo Volkskool Ventersdorp	N										1	100.0					1	100.0	1	100.0			1	0.0		
	9215019	Dirang Ka Natla Comprehensive High	N	4	44	22.7			63	61.9	50	74.0	80	100.0	12	83.3			17	88.2	63	90.5	17	64.7	17	70.6		
	9215020	Dominion Reefs Combined School	N	1	4	75.0			4	100.0	4	100.0	14	100.0	10	90.0	10	100.0	10	50.0	14	100.0						
	9215022	Educators High	N						6	100.0	5	100.0			11	100.0			6	100.0	5	100.0	6	33.3	5	20.0		
9225024	Ferdinand Postma	N	4	8	100.0			15	100.0			47	100.0	19	100.0			34	97.1	32	100.0	42	100.0	28	96.4			

District Name	Centre no	Centre name	Dinaledi	Quintile	Accounting		Agricultural Sciences		Business Studies		Economics		English (FAL)		Geography		History		Life Sciences		Mathematical Literacy		Mathematics		Physical Sciences			
					Wrote	% Achieved at 30% and above	Wrote	% Achieved at 30% and above	Wrote	% Achieved at 30% and above	Wrote	% Achieved at 30% and above	Wrote	% Achieved at 30% and above	Wrote	% Achieved at 30% and above	Wrote	% Achieved at 30% and above	Wrote	% Achieved at 30% and above	Wrote	% Achieved at 30% and above	Wrote	% Achieved at 30% and above	Wrote	% Achieved at 30% and above	Wrote	% Achieved at 30% and above
					DR. K. KAUNDA	9215026	Gaenthone Secondary	N	4	1	100.0	14	85.7	2	100.0			37	100.0	14	92.9	13	100.0	34	88.2	28	89.3	9
	9205028	Gatelapele Secondary	N	3	32	15.6			32	84.4	32	96.9	133	100.0	97	87.6	69	98.6	72	88.9	100	100.0	33	81.8	32	90.6		
	9215031	H T S Klerksdorp	Y	4	22	77.3			94	91.5								54	85.2	68	98.5	74	94.6	56	85.7			
	9225032	H T S Potchefstroom	N	4	23	69.6			63	87.3			6	100.0					47	85.1	52	98.1	51	60.8	40	100.0		
	9225034	Hoer Volksskool	N	5	31	100.0			55	96.4	16	100.0	202	100.0	63	100.0	12	100.0	89	92.1	97	100.0	105	96.2	50	100.0		
	9215042	Kanana Secondary	N	2	20	35.0			20	85.0	18	66.7	73	100.0	41	78.0	35	100.0	49	55.1	58	91.4	14	42.9	11	63.6		
	9215053	Klerksdorp Secondary	N	4	23	78.3			62	90.3	48	77.1			26	100.0	36	86.1	37	83.8	59	94.9	26	61.5	23	56.5		
	9215051	Klerksdorp High	N	5	21	100.0	36	94.4	60	93.3	18	100.0	162	100.0	34	94.1			59	81.4	101	100.0	61	93.4	36	94.4		
	9204086	Leretletse-Lesedi Secondary	N	1	13	84.6			21	95.2	9	88.9	34	100.0	18	88.9			13	53.8	21	100.0	13	30.8	13	76.9		
	9205060	Leruntse-Lesedi Secondary	N	4	4	50.0			8	100.0	8	87.5	29	100.0	21	100.0	17	100.0	20	70.0	25	100.0	4	100.0	4	100.0		
	9215062	Lethasedi Combined	N	1			11	100.0					21	100.0	21	95.2			10	80.0	18	100.0	3	0.0				
	9215063	Lofdal Christian	N		7	100.0			9	100.0								4	100.0			12	91.7	7	85.7			
	9205182	Maitemogelo Secondary	N	3	16	62.5			16	100.0	8	87.5	67	100.0	47	72.3	37	97.3	30	80.0	53	94.3	14	50.0	14	50.0		
	9204107	Mamoratwa Middle F A	N	1									29	100.0	15	73.3			14	92.9	20	90.0	9	33.3	9	88.9		
	9215068	Matthaleng High	N	2	35	48.6			35	91.4	35	85.7	108	100.0	73	91.8	57	98.2	73	74.0	89	95.5	19	68.4	16	87.5		
	9215069	Matlosane Sen Secondary	N	4	6	66.7			22	100.0	22	77.3	92	100.0	52	96.2	29	100.0	64	71.9	52	96.2	40	75.0	35	74.3		
	9215071	Milner High	Y	4	27	96.3			93	97.8					53	92.5			93	91.4	76	98.7	81	75.3	66	72.7		
	9215072	Mmokeng Secondary	N	4	28	39.3			25	76.0	28	85.7	80	100.0	45	95.6	16	100.0	53	83.0	57	93.0	24	62.5	26	88.5		
	9215073	Mofathosi Secondary	N	4	50	14.0			50	66.0	50	58.0	95	100.0	45	48.9	34	64.7	45	57.8	83	75.9	12	58.3	11	81.8		
	9215169	New Vision Secondary	N	4	21	85.7			83	77.1	29	93.1			51	96.1			50	78.0	54	94.4	69	17.4	27	70.4		

District Name	Centre no	Centre name	Dinatedi	Quintile	Accounting		Agricultural Sciences		Business Studies		Economics		English (FAL)		Geography		History		Life Sciences		Mathematical Literacy		Mathematics		Physical Sciences			
					Wrote	% Achieved at 30% and above	Wrote	% Achieved at 30% and above	Wrote	% Achieved at 30% and above	Wrote	% Achieved at 30% and above	Wrote	% Achieved at 30% and above	Wrote	% Achieved at 30% and above	Wrote	% Achieved at 30% and above	Wrote	% Achieved at 30% and above	Wrote	% Achieved at 30% and above	Wrote	% Achieved at 30% and above	Wrote	% Achieved at 30% and above	Wrote	% Achieved at 30% and above
					DR. K. KAUNDA	9215079	Nkang-Mahlale Secondary	N	2	44	50.0			44	100.0	45	91.1	113	100.0	68	95.6	49	93.9	69	76.8	93	96.8	20
9205081	Ntlatseng Public Combined	N	1										10	100.0	8	75.0			10	50.0	7	85.7	3	66.7	2	0.0		
9215086	Orkney High	N	4	14		71.4			45	95.6			75	100.0	33	84.8			47	66.0	60	100.0	15	73.3	13	76.9		
9215156	Overvaal Privaat Skool	N							12	91.7			11	100.0	7	71.4					16	93.8						
9215090	Phakela Combined	N	1				10	90.0	10	100.0			10	100.0							10	100.0						
9225092	Phiri High	N	4	7		100.0			7	100.0			38	100.0	38	78.9	23	91.3	31	51.6	23	100.0	15	53.3	8	75.0		
9215093	Pinnacle Prim And Secondaryboarding	N							16	100.0	9	88.9			16	100.0			9	100.0	16	100.0	9	88.9	9	77.8		
9225094	Poelano High	N	4				34	61.8					40	100.0	40	80.0	32	78.1	8	87.5	32	87.5	8	37.5	6	33.3		
9225100	Potchefstroom Secondary	N	3	19		57.9			46	100.0							29	100.0	42	69.0	31	100.0	32	59.4	25	48.0		
9225095	Potchefstroom Boys High	Y	4	19		94.7			59	98.3	28	100.0			23	100.0	27	100.0	24	100.0	29	100.0	52	80.8	24	91.7		
9225098	Potchefstroom Gimnasium	N	4	43		100.0			60	100.0	17	100.0	177	100.0	31	100.0			106	99.1	64	100.0	147	98.6	123	91.9		
9225099	Potchefstroom Girls High	Y	4	45		95.6			48	100.0					20	100.0			59	100.0	27	100.0	77	96.1	55	100.0		
9225104	Promosa Secondary	N	4	16		25.0			55	50.9	16	68.8	43	100.0	54	42.6	71	62.0	36	75.0	80	77.5	29	17.2	22	18.2		
9205106	Reabona Secondary	N	3	17		47.1			13	100.0	4	100.0	79	100.0	60	76.7	31	100.0	46	37.0	68	92.6	11	63.6	11	100.0		
9204181	Realeka Secondary	Y	2	37		43.2	28	100.0	37	83.8	37	91.9	137	100.0	100	92.0	26	100.0	100	73.0	78	98.7	59	67.8	46	65.2		
9225107	Regorogile Combined	N	4										8	100.0	8	62.5	8	62.5	8	62.5	8	100.0						
9225108	Resolofetse Secondary	N	4	33		63.6	28	78.6	38	84.2	27	96.3	83	100.0	29	89.7			49	40.8	57	96.5	26	50.0	17	58.8		
9204200	Sannieshof High	N	4	6		100.0	11	100.0					21	100.0					7	100.0	10	100.0	11	90.9	8	100.0		

District Name	Centre no	Centre name	Dinaledi	Quintile	Accounting		Agricultural Sciences		Business Studies		Economics		English (FAL)		Geography		History		Life Sciences		Mathematical Literacy		Mathematics		Physical Sciences			
					Wrote	% Achieved at 30% and above	Wrote	% Achieved at 30% and above	Wrote	% Achieved at 30% and above	Wrote	% Achieved at 30% and above	Wrote	% Achieved at 30% and above	Wrote	% Achieved at 30% and above	Wrote	% Achieved at 30% and above	Wrote	% Achieved at 30% and above	Wrote	% Achieved at 30% and above	Wrote	% Achieved at 30% and above	Wrote	% Achieved at 30% and above	Wrote	% Achieved at 30% and above
					DR. K. KAUNDA	9215110	Schoonspruit High	N	4	20	95.0			64	93.8	1	100.0	120	100.0	40	100.0			35	100.0	66	98.5	53
	9225116	Seiphemelo Secondary	N	4	17	82.4	9	100.0	39	64.1	17	100.0	100	100.0	30	66.7	16	62.5	15	93.3	83	81.9	17	70.6	15	73.3		
	9215118	Stilfontein High	N	4	3	100.0			34	94.1			27	100.0	18	88.9			24	87.5	39	97.4	11	90.9	10	70.0		
	9215125	Thuto Thebe Secondary	N	4	12	25.0			12	91.7	12	100.0	53	100.0	41	95.1	21	100.0	40	87.5	32	96.9	21	38.1	20	45.0		
	9225126	Thuto-Boswa Secondary	N	4	23	34.8	43	81.4	23	43.5	23	69.6	114	100.0	91	89.0	35	100.0	93	29.0	98	91.8	17	58.8	17	64.7		
	9215129	Thuto-Tsebo Middle	N	2	11	36.4			64	98.4	48	95.8	105	100.0	78	74.4	16	100.0	57	91.2	64	92.2	41	78.0	41	63.4		
	9205131	Tiragalo Secondary	N	3	4	100.0	27	100.0	4	75.0	4	100.0	38	100.0	28	92.9	1	100.0	34	91.2	27	100.0	11	45.5	6	100.0		
	9204464	Tirisano Secondary	N	2	21	28.6	5	100.0	21	57.1	21	76.2	78	100.0	43	39.5	43	48.8	58	43.1	64	82.8	15	46.7	15	73.3		
	9204237	Tlhoafalo Secondary	N	2	17	64.7	8	87.5	17	82.4	17	70.6	58	100.0	27	77.8	27	88.9	14	85.7	43	93.0	14	64.3	14	35.7		
	9225133	Tlokwe Secondary	N	4	29	58.6	19	73.7	29	75.9	6	100.0	94	100.0	26	88.5	26	88.5	49	57.1	79	92.4	15	20.0	11	90.9		
	9225187	Tlokwe Ao Exam Centre	N						16	87.5	7	85.7	17	100.0	20	85.0			12	83.3	22	100.0	7	71.4	5	80.0		
	9215134	Tsamma Secondary	N	4	69	39.1			69	60.9	69	63.8	129	100.0	60	88.3	48	85.4	60	65.0	117	91.5	11	90.9	11	100.0		
	9215135	Tshebedisano Secondary	Y	4	27	33.3	4	100.0	27	96.3	27	81.5	74	98.6	43	88.4	21	100.0	47	70.2	42	97.6	32	59.4	26	50.0		
	9215136	Tshedimosetso Secondary	N	4	2	100.0			21	85.7	21	90.5	99	100.0	67	59.7	14	100.0	78	41.0	70	90.0	29	51.7	27	70.4		
	9215142	Vaal Reefs Technical High	Y	4	20	95.0			56	98.2	35	85.7	119	100.0					49	89.8	18	88.9	101	64.4	73	60.3		
	9225144	Ventersdorp High	N	5			3	100.0	3	100.0			16	100.0					8	100.0	11	100.0	5	60.0	3	66.7		
	9215146	Vuyanimawethu Secondary	Y	3	34	64.7	18	100.0	34	88.2	27	92.6	98	100.0	46	84.8	26	96.2	46	78.3	26	100.0	72	27.8	38	63.2		
	9215149	Wesvalia High	N	5	28	96.4			70	100.0	17	94.1	150	100.0	22	100.0			43	100.0	69	100.0	82	95.1	45	100.0		
	9205150	Wolmaransstad High	N	4	17	100.0			24	95.8	37	94.6	92	98.9	39	89.7			23	95.7	54	98.1	38	100.0	34	85.3		

District Name	Centre no	Centre name	Dinatedi	Quintile	Accounting		Agricultural Sciences		Business Studies		Economics		English (FAL)		Geography		History		Life Sciences		Mathematical Literacy		Mathematics		Physical Sciences			
					Wrote	% Achieved at 30% and above	Wrote	% Achieved at 30% and above	Wrote	% Achieved at 30% and above	Wrote	% Achieved at 30% and above	Wrote	% Achieved at 30% and above	Wrote	% Achieved at 30% and above	Wrote	% Achieved at 30% and above	Wrote	% Achieved at 30% and above	Wrote	% Achieved at 30% and above	Wrote	% Achieved at 30% and above	Wrote	% Achieved at 30% and above	Wrote	% Achieved at 30% and above
					DR. R.S. MOMPATI	9304004	Badibana High	N	2	6	100.0	17	94.1	6	100.0	6	100.0	26	100.0	11	100.0	8	100.0	12	75.0	11	100.0	15
9304006	Bakolobeng Junior Secondary	N	2	24		58.3			24	95.8	24	95.8	60	100.0	22	95.5			36	72.2	45	97.8	15	86.7	14	85.7		
9313007	Bathhaping High	Y	1				85	92.9					221	100.0	146	87.7	61	91.8	190	77.9	140	92.9	81	56.8	81	64.2		
9315008	Bloemhof Combined	N	4	12		66.7			32	90.6			23	100.0					18	83.3	31	96.8	9	100.0	8	100.0		
9313011	Bogosing High	N	1	18		33.3	14	78.6	18	94.4	18	100.0	35	100.0	14	92.9	14	100.0	3	66.7	32	100.0	3	66.7	3	66.7		
9333012	Boijane High	N	1				8	87.5					31	100.0	31	93.5	15	100.0	31	90.3	23	100.0	8	87.5	8	87.5		
9304021	Boithaopo High	Y	3				46	52.2	22	100.0	22	100.0	99	100.0	49	71.4	15	86.7	22	90.9	55	96.4	44	47.7	22	81.8		
9333017	Bopaganang Public	N	3				15	60.0					99	100.0	52	32.7	34	85.3	63	54.0	72	83.3	29	58.6	29	58.6		
9313234	Christiana For The Blind	N							10	80.0	10	80.0	10	100.0							10	90.0						
9315015	Christiana Combined	N	4	5		100.0							45	97.8					36	69.4	31	93.5	14	92.9	10	90.0		
9333025	Colinda Secondary	N	3	4		75.0			48	91.7			59	100.0	38	92.1	31	90.3	73	32.9	65	90.8	8	50.0	5	40.0		
9339004	Cvo Volkskool Vryburg	N							1	100.0			5	100.0					2	100.0	5	100.0						
9304043	G S Phoi High	N	1				11	81.8					37	94.6	27	59.3	22	63.6	23	73.9	27	81.5	10	30.0	6	100.0		
9313034	Gabobidiwe High	N	2	10		20.0	35	100.0	10	100.0	10	100.0	54	100.0	37	97.3	9	100.0	44	100.0	47	97.9	7	71.4	7	100.0		
9304048	Ga-Khunwana High	N	3				70	88.6					96	100.0	96	78.1	55	47.3	40	95.0	56	94.6	40	70.0	26	80.8		
9315027	Gaopalelwe Secondary	Y	2	23		65.2			23	91.3	21	100.0	126	100.0	103	78.6	36	100.0	103	64.1	78	82.1	48	43.8	48	16.7		
9304051	Geysdorp Secondary	N	1				36	100.0					36	100.0					36	100.0	17	100.0	19	73.7	36	38.9		
9304053	Gothata Secondary	N	1				9	100.0					16	100.0	16	87.5			16	81.3	9	100.0	7	71.4	7	100.0		
9323045	Huhudi High	N	2	33		24.2	48	97.9	32	100.0	33	97.0	121	100.0	60	95.0	12	100.0	88	84.1	93	98.9	28	46.4	28	78.6		
9304057	Ikopanyeng Secondary	N	1				24	100.0					45	100.0	33	100.0	12	100.0	45	77.8	22	100.0	23	78.3	20	85.0		
9335038	Ipelegeng High	Y	4	36	41.7			55	69.1	55	60.0	110	100.0	75	74.7	27	100.0	56	46.4	77	94.8	34	44.1	29	27.6			
9335039	Itshupeng Secondary	Y	3	5	100.0	32	37.5	31	74.2	30	70.0	119	100.0	38	68.4	33	100.0	32	68.8	79	89.9	40	70.0	35	68.6			

District Name	Centre no	Centre name	Dinaledi	Quintile	Accounting		Agricultural Sciences		Business Studies		Economics		English (FAL)		Geography		History		Life Sciences		Mathematical Literacy		Mathematics		Physical Sciences			
					Wrote	% Achieved at 30% and above	Wrote	% Achieved at 30% and above	Wrote	% Achieved at 30% and above	Wrote	% Achieved at 30% and above	Wrote	% Achieved at 30% and above	Wrote	% Achieved at 30% and above	Wrote	% Achieved at 30% and above	Wrote	% Achieved at 30% and above	Wrote	% Achieved at 30% and above	Wrote	% Achieved at 30% and above	Wrote	% Achieved at 30% and above	Wrote	% Achieved at 30% and above
					DR. R.S. MOMPATI	9333054	Jerry Mahura Secondary	N	2			20	100.0	24	100.0			33	100.0					34	85.3	24	100.0	10
	9313055	Joseph Saku Middle	N	1			14	78.6					29	100.0	29	65.5	9	66.7	29	79.3	23	95.7	6	83.3	6	83.3		
	9323068	Kgononyane High	N	1	7	85.7	37	73.0	19	100.0	19	100.0	82	100.0	63	85.7	8	62.5	39	79.5	69	95.7	13	84.6	18	94.4		
	9313070	Kgosietsile-Lethola Middle	N	3			27	85.2					73	100.0	68	83.8	24	100.0	73	68.5	68	97.1	5	100.0	5	100.0		
	9323072	Kgositthebe Combined	N	1	9	77.8			9	66.7	14	78.6	19	100.0	10	100.0			10	70.0	15	93.3	4	50.0	5	80.0		
	9333075	Kismet Secondary	N	4	15	100.0			5	100.0					10	90.0	12	100.0	20	95.0	10	90.0	15	100.0	13	100.0		
	9304279	Kopanelo Secondary	N	3			26	88.5					44	100.0	35	91.4			44	59.1	34	100.0	10	90.0	10	100.0		
	9315056	Kromellenboog Combined	N	1			8	37.5	8	25.0			16	100.0							16	75.0						
	9313085	Lepha Tshimile High	N	1	15	46.7	26	76.9	46	84.8	46	76.1	72	100.0	17	64.7	17	82.4	9	100.0	62	75.8	9	44.4	9	33.3		
	9315059	Le-Rona	N	3	26	38.5			26	84.6	26	92.3	58	100.0	32	90.6	14	100.0	32	90.6	44	97.7	14	85.7	18	100.0		
	9304088	Leruntse-Lesedi High	N	1			17	100.0					39	100.0	32	96.9	5	100.0	39	87.2	22	100.0	17	76.5	7	100.0		
	9304164	Lodirile-Tswaing High	N	1	14	57.1			14	78.6	14	78.6	65	98.5	33	60.6	33	60.6	51	49.0	40	87.5	25	32.0	18	55.6		
	9333091	Maatla High	N	1			100	95.0					165	99.4	165	80.0	28	100.0	165	76.4	138	90.6	26	92.3	26	88.5		
	9304101	Madibogo High	N	2			48	95.8					87	100.0	59	86.4			64	84.4	68	89.7	18	94.4	16	87.5		
	9313094	Majeng Secondary	N	2			21	66.7					52	100.0	40	87.5	31	100.0	52	75.0	40	100.0	12	91.7	12	75.0		
	9313231	Mammutla Secondary	N	3	13	46.2	1	100.0	13	84.6	13	61.5	34	100.0	21	66.7	16	100.0	21	47.6	30	86.7	4	0.0	4	25.0		
	9335155	Mampho Secondary	N	1	2	100.0			14	92.9	2	100.0	57	100.0					43	74.4	48	97.9	9	100.0	7	85.7		
	9313099	Mankuroane Tech And Comm High	N	1	36	55.6			36	97.2			64	100.0							36	100.0	28	85.7	28	85.7		
	9333102	Marubising Secondary	N	2			14	100.0					34	100.0	34	82.4	15	100.0	34	61.8	29	100.0	5	20.0	5	100.0		
	9304131	Mogawane High	N	2	22	95.5			22	100.0	22	100.0	22	100.0							13	100.0	9	88.9				

District Name	Centre no	Centre name	Dinatedi	Quintile	Accounting		Agricultural Sciences		Business Studies		Economics		English (FAL)		Geography		History		Life Sciences		Mathematical Literacy		Mathematics		Physical Sciences			
					Wrote	% Achieved at 30% and above	Wrote	% Achieved at 30% and above	Wrote	% Achieved at 30% and above	Wrote	% Achieved at 30% and above	Wrote	% Achieved at 30% and above	Wrote	% Achieved at 30% and above	Wrote	% Achieved at 30% and above	Wrote	% Achieved at 30% and above	Wrote	% Achieved at 30% and above	Wrote	% Achieved at 30% and above	Wrote	% Achieved at 30% and above	Wrote	% Achieved at 30% and above
					DR. R.S. MOMPATI	9333115	Mokgareng High	N	2			33	69.7					48	100.0	43	69.8	15	100.0	48	45.8	43	95.3	5
9323117	Monchusi Secondary	N	2	17		82.4			17	88.2	17	100.0	43	100.0	26	100.0			26	100.0			43	34.9	26	100.0		
9323120	Moreri Secondary	N	1										45	97.8	35	71.4			45	55.6	34	100.0	11	72.7	11	90.9		
9313125	Mothelesi Secondary	N	1										28	100.0	28	46.4	21	100.0	7	57.1	21	81.0	7	28.6				
9304156	Noto High	N	1				32	93.8					50	100.0	32	78.1	7	85.7	43	88.4	32	100.0	18	61.1	18	94.4		
9335084	Obang Secondary	N	3	11		63.6			11	90.9	11	100.0	41	100.0	17	82.4	17	64.7	13	84.6	28	96.4	13	69.2	13	84.6		
9304162	Onkabetse-Thuto Technical And Comm	N	3	92		41.3			76	81.6	76	80.3	92	100.0					16	81.3	59	93.2	33	54.5	16	68.8		
9313134	P H Moeketsi Agric High	Y	3				54	96.3					54	100.0					31	80.6	27	100.0	27	59.3	23	73.9		
9304167	Phatsima Secondary	N	3	5		100.0	19	94.7	5	100.0	5	100.0	39	100.0	16	100.0			34	91.2	16	100.0	23	69.6	18	77.8		
9323143	Pica Pau High	N	1												13	84.6	7	100.0	13	76.9	7	100.0	6	0.0	6	50.0		
9313145	Pinagare High	Y	3	32		96.9			32	100.0	15	100.0	108	100.0	38	86.8			76	93.4	60	100.0	48	66.7	38	92.1		
9323146	Pitso Letlhogile Middle	N	1						23	100.0	20	100.0	35	100.0	20	100.0	12	100.0	15	93.3	20	100.0	15	86.7	15	73.3		
9333148	Pudumong Secondary	N	3				47	80.9					74	100.0	75	77.3	15	100.0	60	51.7	62	95.2	13	84.6	13	76.9		
9333149	Pule Leeuw Comprehensive Secondary Schoo	N	3	55		36.4			62	82.3	61	75.4	103	100.0					21	95.2	64	96.9	39	43.6	41	48.8		
9304174	Rakgwedi-Bokang High	N	2				44	93.2					52	100.0	38	84.2	8	100.0	52	67.3	38	89.5	14	92.9	14	92.9		
9335162	Reabetswe Secondary	N	3	33		63.6			51	96.1	51	92.2	127	100.0	76	92.1			76	80.3	80	96.3	47	53.2	31	77.4		
9323161	Reitshokile Intermediate	N	1										22	100.0	19	52.6			22	59.1	19	84.2	3	0.0	3	66.7		
9313162	Reivilo Combined Public	N	3										25	100.0	19	68.4	16	62.5	9	88.9	17	70.6	8	50.0	6	83.3		
9313163	Reivilo High	N	3	7		28.6			17	88.2							13	69.2	16	68.8	17	88.2	6	33.3	6	83.3		
9335111	Schweizer Reneke High	N	4	18		100.0			46	91.3			47	100.0			12	75.0	39	84.6	36	91.7	37	83.8	21	90.5		

District Name	Centre no	Centre name	Dinaledi	Quintile	Accounting		Agricultural Sciences		Business Studies		Economics		English (FAL)		Geography		History		Life Sciences		Mathematical Literacy		Mathematics		Physical Sciences			
					Wrote	% Achieved at 30% and above	Wrote	% Achieved at 30% and above	Wrote	% Achieved at 30% and above	Wrote	% Achieved at 30% and above	Wrote	% Achieved at 30% and above	Wrote	% Achieved at 30% and above	Wrote	% Achieved at 30% and above	Wrote	% Achieved at 30% and above	Wrote	% Achieved at 30% and above	Wrote	% Achieved at 30% and above	Wrote	% Achieved at 30% and above	Wrote	% Achieved at 30% and above
					DR. R.S. MOMPATI	9313064	Seabo High	N	3	26	50.0	61	75.4	26	88.5	26	88.5	87	100.0	41	61.0	41	48.8	20	100.0	67	85.1	20
	9323171	Sebetwane Secondary	N	1	50	44.0			50	74.0	50	70.0	90	100.0	21	76.2			40	75.0	71	80.3	19	84.2	19	73.7		
	9323176	Setswakgosing High	Y	2			108	90.7					132	100.0	133	87.2	26	92.3	107	93.5	108	98.1	25	76.0	25	80.0		
	9333177	Setumo Intermediate	N	3			13	15.4					26	100.0	20	65.0			14	50.0	19	84.2	7	14.3	6	16.7		
	9313178	St Paul'S High	N	3	25	52.0	26	34.6	25	84.0	25	88.0	107	99.1	53	28.3			29	96.6	78	80.8	29	51.7	29	69.0		
	9333180	Stella High	N	4	5	100.0			6	100.0			19	100.0	8	100.0			8	100.0	8	100.0	11	100.0	8	100.0		
	9313183	Thabasikwa Secondary	N	3									13	100.0	14	85.7	7	14.3	14	64.3	9	100.0	5	40.0				
	9333185	Thapama High	N	1			26	76.9					54	100.0	43	76.7	32	100.0	22	95.5	43	83.7	11	72.7	11	81.8		
	9323190	Thuso Thebe High	N	1	14	35.7	16	75.0	14	92.9	14	100.0	51	100.0	15	86.7	15	100.0	22	77.3	45	97.8	6	33.3	6	100.0		
	9313191	Thusoetsile Middle School	N	1			24	45.8					28	100.0	28	28.6			28	14.3	20	80.0	8	25.0	4	25.0		
	9315128	Thuto-Lore Public Secondary	N	3	2	100.0			19	52.6	20	75.0	79	100.0	61	60.7	9	100.0	60	41.7	70	87.1	11	45.5	4	50.0		
	9333195	Tiger Kloof Educational Institution	Y	4	29	86.2			42	97.6			52	100.0	32	100.0			32	100.0	33	97.0	41	95.1	32	87.5		
	9323199	Tong Comprehensive Secondary	N	2	42	57.1			42	83.3	42	83.3	116	100.0	32	96.9			32	100.0	84	98.8	31	87.1	74	50.0		
	9313201	Totonyane Secondary	N	1									38	100.0	38	28.9	25	72.0	24	33.3	25	60.0	13	38.5	13	30.8		
	9323232	Tshipietsile Secondary	N	2			9	100.0					11	100.0	2	100.0	9	100.0	11	100.0	9	100.0	2	50.0	2	50.0		
	9304249	Utlwanang-Barolong Secondary	N	2			67	91.0					119	100.0	100	94.0	27	92.6	113	86.7	27	100.0	92	20.7	52	88.5		
	9315143	Vaaloeper Secondary	N	3	4	50.0			10	90.0	10	60.0	6	100.0					6	50.0	10	100.0						
	9333217	Vryburg High	N	4	61	90.2			84	100.0			130	100.0	41	100.0			78	87.2	78	100.0	52	92.3	35	94.3		
	9333218	Vryburg Junior Universiteit	N		1	100.0							1	100.0					1	100.0			1	100.0	1	100.0		

District Name	Centre no	Centre name	Dinatedi	Quintile	Accounting		Agricultural Sciences		Business Studies		Economics		English (FAL)		Geography		History		Life Sciences		Mathematical Literacy		Mathematics		Physical Sciences			
					Wrote	% Achieved at 30% and above	Wrote	% Achieved at 30% and above	Wrote	% Achieved at 30% and above	Wrote	% Achieved at 30% and above	Wrote	% Achieved at 30% and above	Wrote	% Achieved at 30% and above	Wrote	% Achieved at 30% and above	Wrote	% Achieved at 30% and above	Wrote	% Achieved at 30% and above	Wrote	% Achieved at 30% and above	Wrote	% Achieved at 30% and above	Wrote	% Achieved at 30% and above
					DR. R.S. MOMPATI	9313219	Walter Letsie Secondary	N	2	20	15.0	20	95.0	20	95.0	20	75.0	53	100.0	27	96.3	10	70.0	33	84.8	44	97.7	9
NGAKA M. MOLEMA	9414005	Baitshoki Senior Secondary	N	1			47	97.9					101	100.0	101	100.0			101	93.1	48	100.0	53	88.7	53	100.0		
	9434010	Barolong High	N	2	27	63.0	119	91.6	27	100.0	11	90.9	207	100.0	175	82.9	103	94.2	28	96.4	179	93.9	28	67.9	28	75.0		
	9424013	Batloung Junior Secondary	N	1			44	86.4					91	100.0	78	85.9			91	56.0	67	88.1	24	50.0	18	50.0		
	9434015	Batswana High Commercial	Y	4	85	96.5			123	98.4	100	100.0	180	100.0					117	81.2	66	100.0	112	83.0	57	89.5		
	9414016	Bethel High	Y	4	28	92.9					42	92.9	79	100.0	75	90.7			83	92.8	73	100.0	72	75.0	55	85.5		
	9434022	Boitseanape Tech And Comm	Y	4									63	100.0							25	100.0	38	92.1	63	85.7		
	9414026	Bophirima Secondary	N	1			68	92.6					98	100.0	98	89.8	30	100.0	98	69.4	98	99.0						
	9414033	Coligny High	N	3	2	100.0			2	100.0			8	100.0	4	100.0			2	100.0	8	100.0						
	9409003	Cvo Akademie Derby	N		1	100.0			1	100.0			5	100.0	2	100.0			3	66.7	3	100.0	2	100.0	1	100.0		
	9419001	Cvo Skool Lichtenburg	N						1	100.0			10	100.0	6	100.0			3	100.0	6	100.0	4	100.0	7	28.6		
	9424034	Danville Secondary	N	4	22	77.3			57	86.0			20	100.0	61	85.2	35	65.7	34	73.5	54	92.6	22	59.1	19	73.7		
	9414039	F M Ramaboea Techn And Comm High Scho	N	1	18	77.8			25	92.0	25	100.0	43	100.0							29	100.0	15	73.3	12	66.7		
	9402021	Gabonewe Secondary	N	1	12	91.7			44	100.0	19	100.0	48	100.0	40	97.5			29	96.6	36	100.0	12	83.3				
9414044	Gaborone Secondary	N	1			13	84.6					16	100.0	16	81.3			16	75.0	12	100.0	4	100.0	3	100.0			

District Name	Centre no	Centre name	Dinaledi	Quintile	Accounting		Agricultural Sciences		Business Studies		Economics		English (FAL)		Geography		History		Life Sciences		Mathematical Literacy		Mathematics		Physical Sciences			
					Wrote	% Achieved at 30% and above	Wrote	% Achieved at 30% and above	Wrote	% Achieved at 30% and above	Wrote	% Achieved at 30% and above	Wrote	% Achieved at 30% and above	Wrote	% Achieved at 30% and above	Wrote	% Achieved at 30% and above	Wrote	% Achieved at 30% and above	Wrote	% Achieved at 30% and above	Wrote	% Achieved at 30% and above	Wrote	% Achieved at 30% and above	Wrote	% Achieved at 30% and above
					NGAKA M. MOLEMA	9414047	Gaetscho High	N	1			53	92.5					87	100.0	59	98.3	32	100.0	87	72.4	76	98.7	11
	9424277	Golf View Park High	N	4	20	100.0			42	100.0	20	100.0							55	90.9	22	100.0	53	67.9	33	78.8		
	9444054	Ikageleng High	N	1	5	100.0	1	100.0	19	89.5	15	100.0	31	100.0	10	80.0	6	50.0	11	90.9	31	90.3	12	66.7	13	46.2		
	9414063	J M Lekgetha Commercial High	N	1	73	52.1			35	100.0	73	95.9	73	100.0							52	100.0	21	61.9				
	9444065	Jangjo Secondary	N	2			25	100.0					38	100.0	38	94.7			38	97.4	25	100.0	13	46.2	13	69.2		
	9434066	Kagiso Barolong High	N	2			20	100.0					28	100.0	28	96.4			28	96.4	20	100.0	8	100.0	8	87.5		
	9434068	Kebalepile Jun Secondary	N	4			65	93.8	52	100.0			137	100.0	137	97.1	55	96.4	69	97.1	116	99.1	21	90.5	33	48.5		
	9424069	Kebonang Secondary	N	4	30	93.3			55	94.5	83	91.6	117	100.0	87	88.5			62	93.5	52	98.1	65	41.5	35	82.9		
	9414071	Kgoke Lesabe Public	N	1			10	90.0					15	100.0	10	80.0			5	100.0	10	90.0	5	80.0	5	60.0		
	9414077	Kopanelo Combined	N	1	2	100.0	20	85.0	8	100.0			22	100.0	14	42.9			22	81.8	19	100.0	3	33.3				
	9402056	Koster High	N	3	13	100.0			20	100.0			39	100.0	8	100.0			17	94.1	19	100.0	20	75.0	19	78.9		
	9404079	Kutlwano Combined	N	1					3	100.0			5	100.0	5	80.0					3	100.0	2	100.0	2	50.0		
	9424080	Lapologang Sen Secondary	N	4			78	80.8					132	100.0	103	66.0	34	94.1	132	54.5	112	87.5	20	65.0	20	90.0		
	9434089	Leteane High	N	3	34	97.1	98	87.8	34	100.0			128	100.0	63	79.4	63	92.1	61	75.4	69	82.6	59	39.0	30	46.7		
	9424090	Letsatsing High	Y	4									180	100.0	180	99.4			180	96.1			180	68.9	180	95.6		
	9414095	Lichtenburg High	N	5	39	97.4			67	97.0	29	100.0	209	100.0	93	100.0			125	92.8	126	100.0	122	98.4	88	98.9		
	9424099	Maano Secondary	N	2			28	89.3					32	100.0	24	83.3	10	100.0	22	59.1	24	87.5	8	50.0	4	75.0		
	9424100	Madiba High	N	1			13	100.0					13	100.0	10	100.0			13	92.3	8	87.5	5	0.0	3	100.0		
	9424102	Mafikeng High	N	4	40	95.0			71	94.4			10	100.0	30	96.7	10	100.0	55	94.5	33	100.0	53	50.9	15	60.0		
	9444112	Maruapula Secondary	N	1	8	87.5	14	57.1	8	100.0			30	100.0	22	90.9			20	95.0	18	77.8	12	25.0	4	75.0		
	9434115	Maselwanyane High	N	1			37	81.1					43	100.0	43	90.7			43	65.1	37	97.3	6	66.7	6	83.3		

District Name	Centre no	Centre name	Dinatedi	Quintile	Accounting		Agricultural Sciences		Business Studies		Economics		English (FAL)		Geography		History		Life Sciences		Mathematical Literacy		Mathematics		Physical Sciences			
					Wrote	% Achieved at 30% and above	Wrote	% Achieved at 30% and above	Wrote	% Achieved at 30% and above	Wrote	% Achieved at 30% and above	Wrote	% Achieved at 30% and above	Wrote	% Achieved at 30% and above	Wrote	% Achieved at 30% and above	Wrote	% Achieved at 30% and above	Wrote	% Achieved at 30% and above	Wrote	% Achieved at 30% and above	Wrote	% Achieved at 30% and above	Wrote	% Achieved at 30% and above
					NGAKA M. MOLEMA	9444117	Matthews Mangope High	N	1			16	100.0					16	100.0	16	100.0			16	81.3	8	100.0	8
9424120	Mmabatho High	Y	4	59		98.3			59	100.0			117	100.0	52	98.1	30	100.0	102	100.0	50	100.0	141	83.7	102	77.5		
9444123	Mmajane Secondary	N	2	19		63.2	22	59.1	19	84.2	49	83.7	93	100.0	74	67.6			44	70.5	70	91.4	23	43.5	22	63.6		
9444124	Mmakgaje Secondary	N	2	9		55.6			9	100.0	9	100.0	9	100.0							5	100.0	4	25.0				
9434127	Mmoledi High	N	2				36	88.9					40	100.0	34	88.2	6	100.0	40	80.0	35	100.0	5	40.0	4	75.0		
9424129	Mococe High	N	2				55	98.2					61	100.0	60	93.3	2	100.0	60	95.0	48	97.9	13	30.8	6	100.0		
9402218	Moedwil Secondary	N		4		100.0	6	100.0	13	100.0			31	100.0	10	100.0					19	100.0	12	25.0				
9402100	Moefi High	N	2	18		88.9			18	94.4	18	94.4	36	100.0	18	100.0			18	100.0	24	100.0	12	100.0	18	83.3		
9434130	Mogakolodi-Masibi Compr.	N	1	12		66.7			12	91.7	33	87.9	33	100.0	16	81.3			21	61.9	26	92.3	7	100.0	5	80.0		
9444135	Mokgakala High	N	2	20		50.0	19	89.5	41	90.2	41	95.1	96	100.0	55	89.1			55	83.6	62	90.3	34	70.6	27	88.9		
9444136	Mokgojwa Intermediate	N	2										15	100.0	15	93.3			15	86.7	13	100.0	2	100.0	15	33.3		
9424476	Molelwane Secondary School	N	3	24		100.0			80	87.5	80	93.8	96	100.0	72	87.5			16	100.0	56	98.2	40	30.0	16	87.5		
9402108	Morare	N	3				31	87.1					72	100.0	45	80.0	20	100.0	42	83.3	56	94.6	16	100.0	18	83.3		
9414140	More Secondary	N	1	18		66.7			33	87.9	15	100.0	33	100.0							26	100.0	7	71.4				
9444142	Mosekaphofu Secondary	N	1	7		85.7	11	63.6	7	71.4	7	100.0	31	100.0	24	62.5			24	66.7	18	94.4	13	69.2	13	69.2		
9434144	Mosikare Secondary	N	1	19		73.7	57	73.7	19	94.7	19	94.7	104	99.0	85	85.9	57	86.0	28	96.4	76	92.1	28	67.9	28	96.4		
9434146	Mothibinyane High	N	2				38	81.6					38	100.0	29	96.6			38	89.5	29	100.0	9	44.4	9	22.2		
9402110	Motlhaputseng	N	4	21		100.0			38	94.7	38	97.4	111	100.0	41	95.1	10	90.0	42	76.2	90	100.0	21	71.4	24	95.8		
9444148	Motsaalore Secondary	N	1				43	72.1					61	100.0	62	77.4	27	88.9	35	88.6	43	97.7	19	57.9	19	78.9		
9444149	Motswedi High	Y	3	55		76.4	42	100.0	109	91.7	47	93.6	259	100.0	155	85.8	44	90.9	205	84.9	125	96.0	175	88.0	136	82.4		

District Name	Centre no	Centre name	Dinaledi	Quintile	Accounting		Agricultural Sciences		Business Studies		Economics		English (FAL)		Geography		History		Life Sciences		Mathematical Literacy		Mathematics		Physical Sciences			
					Wrote	% Achieved at 30% and above	Wrote	% Achieved at 30% and above	Wrote	% Achieved at 30% and above	Wrote	% Achieved at 30% and above	Wrote	% Achieved at 30% and above	Wrote	% Achieved at 30% and above	Wrote	% Achieved at 30% and above	Wrote	% Achieved at 30% and above	Wrote	% Achieved at 30% and above	Wrote	% Achieved at 30% and above	Wrote	% Achieved at 30% and above	Wrote	% Achieved at 30% and above
					NGAKA M. MOLEMA	9424150	Motuba High	N	1			15	86.7					32	100.0	17	100.0	17	94.1	32	62.5	17	100.0	15
9402113	Mphe-Bana Secondary	N	2	49		57.1	34	79.4	67	95.5	67	85.1	128	100.0	34	82.4	34	79.4	27	70.4	101	92.1	27	48.1	27	59.3		
9444152	Mpolokang High	N	1				39	97.4					58	100.0	58	96.6			58	98.3	39	100.0	18	100.0	19	94.7		
9444153	N.R. Mandela Comm. Secondary	N	2	14		100.0			14	100.0	25	96.0	25	100.0					11	90.9	14	100.0	11	45.5	11	54.5		
9444154	Ngotwana Secondary	N	3	22		13.6	24	66.7	22	77.3	22	81.8	46	100.0	16	43.8			24	66.7	38	84.2	8	75.0	8	37.5		
9444157	Ntebogang Secondary	Y	3	26		80.8			26	96.2	26	92.3	62	96.8	36	88.9			36	88.9	29	100.0	33	54.5	26	69.2		
9424259	Onkgopotse Tiro Comp.	N	1	12		83.3			12	100.0	12	100.0	33	100.0	17	100.0			17	94.1	19	100.0	14	85.7	14	92.9		
9444165	Phakedi High	N	3	11		63.6	15	100.0	12	83.3	11	72.7	40	100.0	13	100.0			28	89.3	25	96.0	15	80.0	15	86.7		
9444166	Phatlhoso High	N	3				14	78.6					14	100.0	14	92.9			14	50.0	14	85.7						
9434171	R A Kobue High	N	1				54	87.0					82	100.0	47	83.0	35	97.1	82	58.5	41	95.1	41	48.8	28	42.9		
9434175	Ramaine High	N	3	20		75.0			31	90.3	20	80.0	63	100.0	43	88.4	39	100.0	32	59.4	60	91.7	3	66.7	4	75.0		
9444177	Ramatu High	N	3	15		66.7	60	98.3	15	100.0	15	100.0	91	100.0	37	100.0			76	96.1	66	100.0	25	68.0	16	75.0		
9444179	Ramotshere High	Y	3	35		68.6			35	91.4	35	91.4	146	100.0	59	81.4			113	72.6	120	90.8	49	75.5	104	48.1		
9444183	Rearabilwe Secondary	N	1	7		85.7	15	93.3	18	83.3	22	81.8	69	100.0	41	78.0			47	93.6	49	87.8	20	80.0	22	86.4		
9414475	Reboneilwe Secondary	N	3				34	88.2					113	100.0	92	95.7	42	95.2	113	83.2	76	100.0	37	73.0	37	100.0		
9402146	Reebone Secondary	N	2	30		80.0			30	96.7	30	100.0	91	100.0	61	96.7	43	100.0	33	90.9	79	98.7	10	80.0	18	88.9		
9414188	Regolotswe High	Y	3				52	86.5			5	100.0	116	100.0	111	96.4			87	87.4	52	100.0	64	85.9	64	81.3		
9434189	Reikanne High	N	3	5		80.0	33	93.9	5	100.0	5	100.0	50	100.0	45	88.9	7	100.0	38	89.5	38	100.0	12	33.3	12	100.0		
9402147	Reipuseng High	N	3	4		100.0			10	100.0			30	100.0	30	100.0	11	100.0	20	85.0	15	100.0	15	60.0	15	93.3		
9424196	S.C. Kgobokoe High	N	2				24	83.3					56	100.0	56	91.1	11	100.0	56	73.2	35	94.3	21	57.1	21	61.9		
9402159	Sefutswelo High	N	3	35	91.4			39	97.4	35	94.3	65	100.0	30	93.3	13	92.3	26	80.8	42	100.0	23	52.2	17	76.5			
9424205	Sejankabo High	N	2			24	95.8					55	100.0	47	95.7	23	100.0	55	96.4	47	97.9	8	50.0	8	87.5			
9434208	Seleje Secondary	N	1			20	90.0					33	100.0	33	100.0	24	100.0	13	92.3	24	100.0	9	88.9	9	88.9			

District Name	Centre no	Centre name	Dinatedi	Quintile	Accounting		Agricultural Sciences		Business Studies		Economics		English (FAL)		Geography		History		Life Sciences		Mathematical Literacy		Mathematics		Physical Sciences			
					Wrote	% Achieved at 30% and above	Wrote	% Achieved at 30% and above	Wrote	% Achieved at 30% and above	Wrote	% Achieved at 30% and above	Wrote	% Achieved at 30% and above	Wrote	% Achieved at 30% and above	Wrote	% Achieved at 30% and above	Wrote	% Achieved at 30% and above	Wrote	% Achieved at 30% and above	Wrote	% Achieved at 30% and above	Wrote	% Achieved at 30% and above	Wrote	% Achieved at 30% and above
					NGAKA M. MOLEMA	9424211	Setlopo Science And Comm	N	2	23	78.3			74	100.0	74	95.9	127	100.0	104	92.3			53	81.1	50	92.0	77
9424212	Setumo High	N	2	12		83.3	42	78.6	17	100.0			122	100.0	72	68.1	7	85.7	70	68.6	82	85.4	40	62.5	24	87.5		
9402166	Sewagodimo Tech. And Comm. High	N	1	22		100.0			22	100.0			45	100.0							29	100.0	16	100.0	23	47.8		
9424216	Sol Plaatje Secondary	Y	4	68		86.8			87	95.4	65	100.0			47	100.0			48	93.8	63	98.4	88	94.3	54	94.4		
9424218	St Mary'S Secondary	N	4	21		85.7			47	100.0	21	100.0	70	100.0	49	100.0			23	100.0	35	100.0	35	71.4	23	95.7		
9402172	Swartruggens Combined	N	4	5		80.0			9	100.0			20	100.0	9	77.8			6	100.0	17	100.0	3	100.0	4	25.0		
9414219	Tau-Rapulana High	N	1				80	92.5					109	100.0	109	89.0			110	83.6	80	96.3	30	73.3	30	83.3		
9402175	Thebe-Ya-Tlhajwa Middle	N	1						30	90.0	24	100.0	41	100.0	41	97.6	6	100.0	11	100.0	30	96.7	11	63.6	11	63.6		
9404227	Thuto-Ke-Matla Secondary	N	4						14	100.0			14	100.0	14	100.0			14	71.4	14	100.0						
9434254	Tlamelang Special	N		4		75.0			4	100.0			4	100.0							4	100.0						
9444235	Tlhaole High	N	3	13		76.9	13	61.5	13	100.0	4	100.0	120	100.0	91	80.2			101	70.3	95	94.7	25	36.0	24	79.2		
9434242	Tshoganyetso High	N	2				35	82.9					47	100.0	47	91.5			47	83.0	35	91.4	12	100.0	12	100.0		
9414248	Tswelelopele High	Y	3										56	100.0	56	100.0			56	100.0			56	76.8	56	89.3		
9434250	Z M Seatloholo High	N	2	10		80.0			17	100.0			36	100.0	26	100.0	27	100.0	19	78.9	27	100.0	9	100.0	9	100.0		
9444278	Zeerust Combined	N	4	9		100.0			19	100.0	12	100.0							30	100.0	8	100.0	31	80.6	27	70.4		
9444251	Zeerust High	N	5	21		90.5			82	97.6			45	100.0			37	94.6	61	86.9	61	100.0	48	85.4	32	96.9		


5.8 NORTHERN CAPE

DISTRICT LEVEL SUBJECT PERFORMANCE

District Name	Accounting		Agricultural Sciences		Business Studies		Economics		English (FAL)		Geography		History		Life Sciences		Mathematical Literacy		Mathematics		Physical Sciences	
	Wrote	%Achieved at 30% and above	Wrote	%Achieved at 30% and above	Wrote	%Achieved at 30% and above	Wrote	%Achieved at 30% and above	Wrote	%Achieved at 30% and above	Wrote	%Achieved at 30% and above	Wrote	%Achieved at 30% and above	Wrote	%Achieved at 30% and above	Wrote	%Achieved at 30% and above	Wrote	%Achieved at 30% and above	Wrote	%Achieved at 30% and above
Frances Baard	891	50.3	216	84.3	1 585	75.8	992	79.5	3 238	99.6	1 898	77.4	1 160	88.2	2 269	59.7	2 840	85.4	1 302	56.5	1 045	60.5
JOHN TAOLO GAETSEWE	198	62.1	613	63.0	316	78.8	228	92.1	2 022	98.9	1 446	74.6	383	94.8	1 524	55.8	1 308	88.6	890	55.5	753	61.0
NAMAQUA	162	84.0	16	93.8	488	85.9	86	81.4	923	99.8	560	92.0	254	94.9	570	58.9	725	94.6	200	68.0	136	76.5
PIXLEY KA SEME	272	62.5	5	100.0	845	72.3	198	77.8	1 306	99.5	503	67.2	560	89.6	779	53.1	1 106	82.5	251	55.8	176	63.6
SIYANDA	451	66.3	7	100.0	687	76.7	470	79.6	1 778	99.8	663	79.0	565	88.5	1 023	62.0	1 375	88.8	496	61.5	430	59.5

SCHOOL LEVEL SUBJECT PERFORMANCE

District Name	Centre no	Centre name	Dinaledi Quintile	Accounting		Agricultural Sciences		Business Studies		Economics		English (FAL)		Geography		History		Life Sciences		Mathematical Literacy		Mathematics		Physical Sciences	
				Wrote	% Achieved at 30% and above	Wrote	% Achieved at 30% and above	Wrote	% Achieved at 30% and above	Wrote	% Achieved at 30% and above	Wrote	% Achieved at 30% and above	Wrote	% Achieved at 30% and above	Wrote	% Achieved at 30% and above	Wrote	% Achieved at 30% and above	Wrote	% Achieved at 30% and above	Wrote	% Achieved at 30% and above	Wrote	% Achieved at 30% and above
FRANCES BAARD	2017302	Banksdrift High	N 2			12	66.7	51	94.1	18	77.8	122	100.0	104	72.1	44	97.7	59	52.5	107	80.4	15	66.7	15	80.0
	2013401	Boresetse High	N 3									116	100.0	102	60.8	34	70.6	29	72.4	87	60.9	29	13.8	14	50.0
	2013302	Dikgatlong High	N 1	25	52.0			25	60.0	25	68.0	79	98.7	54	83.3	32	71.9	54	44.4	55	80.0	23	47.8	22	50.0
	2015406	E P Lekhela High	N 2	48	27.1			47	80.9	48	85.4	132	97.7	61	54.1	61	70.5	85	40.0	105	82.9	28	25.0	24	41.7
	2010706	Elizabeth Conradie	N					4	100.0			6	100.0					1	100.0	10	100.0				
	2011303	Emang Mmogo High	N 2	29	65.5			52	82.7	29	93.1	142	100.0	83	55.4	52	80.8	84	29.8	93	77.4	48	33.3	38	42.1
	2011401	Floors High	N 4									68	100.0	55	67.3	94	84.0	41	63.4	114	71.9	19	63.2	20	45.0



"I have always believed exercise is a key not only to physical health but to peace of mind."

District Name	Centre no	Centre name	Dinaledi	Quintile	Accounting		Agricultural Sciences		Business Studies		Economics		English (FAL)		Geography		History		Life Sciences		Mathematical Literacy		Mathematics		Physical Sciences			
					Wrote	% Achieved at 30% and above	Wrote	% Achieved at 30% and above	Wrote	% Achieved at 30% and above	Wrote	% Achieved at 30% and above	Wrote	% Achieved at 30% and above	Wrote	% Achieved at 30% and above	Wrote	% Achieved at 30% and above	Wrote	% Achieved at 30% and above	Wrote	% Achieved at 30% and above	Wrote	% Achieved at 30% and above	Wrote	% Achieved at 30% and above	Wrote	% Achieved at 30% and above
					FRANCES BAARD	2016403	Greenpoint High	N	3	10	30.0			67	41.8	62	56.5	89	100.0	17	52.9	13	69.2	14	50.0	81	69.1	8
2012601	H/Landbouskool Noord-Kaapland	N	5	4		100.0	26	96.2			1	100.0	13	92.3					16	87.5	15	93.3	11	36.4	7	71.4		
2012301	H/Skool Barkly-Wes	N	3	39		30.8			55	47.3	55	72.7	67	100.0	13	84.6			29	89.7	50	86.0	18	44.4	13	46.2		
2011501	H/Tegniese Skool Kimberley	N	5						64	93.8			11	100.0									114	39.5	50	78.0		
2012401	Hoerskool Adamantia	N	5	18		83.3			50	98.0	21	100.0	95	100.0	14	100.0			62	88.7	68	100.0	27	92.6	16	100.0		
2011304	Hoerskool Delpportshoop	N	3	15		40.0			40	85.0			44	100.0	29	86.2			44	56.8	42	85.7	2	0.0	4	50.0		
2015401	Hoerskool Diamantveld	N	5	24		91.7			70	90.0	13	100.0	136	100.0	61	100.0			83	92.8	73	98.6	69	94.2	57	100.0		
2017401	Hoerskool Hartswater	N	4	14		85.7			26	96.2			59	100.0	28	100.0			26	92.3	35	100.0	24	91.7	20	100.0		
2011402	Hoerskool Noord-Kaap	Y	5	54		94.4			112	99.1	25	100.0	72	100.0	38	94.7	40	100.0	113	93.8	93	100.0	99	83.8	58	87.9		
2015404	Hoerskool Pescodia	N	3	55		32.7			79	59.5	45	91.1	120	100.0	36	75.0	72	97.2	102	58.8	113	94.7	34	47.1	52	21.2		
2014303	Hoerskool Rietvale	N	1	36		25.0			36	36.1	36	88.9	75	100.0	39	84.6	33	93.9	39	33.3	70	91.4	6	16.7	6	33.3		
2017402	Hoerskool Vaalharts	N	5	7		100.0			14	100.0			43	100.0	20	100.0			21	90.5	22	100.0	21	76.2	13	100.0		
2013402	Hoerskool Vaalrivier	N	5	12		83.3							24	100.0			12	100.0	15	93.3	13	100.0	11	100.0	11	81.8		
2017403	Hoerskool Warrenton	N	4	6		66.7			12	91.7	3	100.0	25	100.0	8	50.0	14	64.3	14	50.0	18	83.3	7	0.0	5	0.0		
2017305	Hoerskool Warrenvale	N	2						18	61.1			26	100.0	8	87.5	23	87.0	14	42.9	23	78.3	3	66.7	3	66.7		
2012402	Homevale High	N	3	81		14.8			89	57.3	57	77.2	121	100.0	98	82.7	81	97.5	114	35.1	162	87.7	47	34.0	46	43.5		
2016302	Ixunkhwesa Combined	N	1						3	66.7	3	100.0	12	100.0	9	77.8	9	66.7			12	83.3						
2100690	Kgomotso High	Y	2				152	86.2					199	99.5	133	92.5			182	61.5	82	96.3	118	42.4	101	39.6		
2015403	Kimberley Boys' High	N	5	16		87.5			45	95.6					48	100.0	49	100.0	28	82.1	53	100.0	33	78.8	30	70.0		
2011403	Kimberley Girls' High	Y	5	52		98.1			65	100.0					37	100.0	24	100.0	85	100.0	60	100.0	62	98.4	36	97.2		
2017404	Mogomotsi High	Y	1	25	32.0	26	69.2	25	68.0	25	84.0	163	99.4	86	48.8	37	83.8	138	39.9	63	69.8	100	25.0	75	46.7			
2101600	Pampierstad High	N	3	100	54.0			60	86.7	142	90.8	241	100.0	116	76.7	22	95.5	127	57.5	193	94.3	48	70.8	45	91.1			

District Name	Centre no	Centre name	Dinaledi	Quintile	Accounting		Agricultural Sciences		Business Studies		Economics		English (FAL)		Geography		History		Life Sciences		Mathematical Literacy		Mathematics		Physical Sciences			
					Wrote	% Achieved at 30% and above	Wrote	% Achieved at 30% and above	Wrote	% Achieved at 30% and above	Wrote	% Achieved at 30% and above	Wrote	% Achieved at 30% and above	Wrote	% Achieved at 30% and above	Wrote	% Achieved at 30% and above	Wrote	% Achieved at 30% and above	Wrote	% Achieved at 30% and above	Wrote	% Achieved at 30% and above	Wrote	% Achieved at 30% and above	Wrote	% Achieved at 30% and above
					FRANCES BAARD																							
	2010705	Re Tlameleng Special School	N					3	66.7	1	0.0	1	100.0			1	100.0			3	66.7							
	2012304	Reakantswe Intermediate	N	1	9	44.4			9	88.9	9	100.0	28	96.4	19	47.4	19	78.9	19	42.1	27	92.6						
	2014402	St Boniface High	N		44	75.0			46	95.7	46	97.8	56	100.0	85	92.9	45	95.6	77	87.0	87	90.8	81	48.1	77	46.8		
	2017307	St Cyprian'S Grammar	N						15	100.0							11	100.0	13	92.3	10	100.0	8	75.0	4	50.0		
	2016402	Tetlanyo High	N	2	20	35.0			64	92.2	65	98.5	112	100.0	58	87.9	22	100.0	48	87.5	85	95.3	26	84.6	26	76.9		
	2012403	Thabane High	N	2	21	14.3			37	67.6	37	56.8	117	100.0	16	87.5	48	77.1	79	26.6	101	80.2	16	31.3	16	31.3		
	2014404	Tlhomelang High	N	2					12	66.7	12	50.0	30	93.3	18	22.2	18	66.7			30	33.3						
	2017405	Tlhwahalang High	N	1	26	42.3			116	45.7	121	51.2	263	99.6	141	69.5	101	84.2	143	26.6	220	77.3	44	43.2	42	40.5		
	2015405	Tshireleco High	N	2	37	29.7			83	57.8	26	42.3	125	99.2	42	71.4	29	96.6	42	59.5	108	67.6	17	41.2	13	46.2		
	2017304	Vaalharts Gekombineerde Skool	N	1	24	16.7			24	58.3			48	100.0	24	87.5	24	91.7	48	52.1	48	97.9						
	2012404	Vuyolwethu High	Y	2	17	11.8			17	94.1	17	100.0	129	100.0	104	83.7	79	94.9	69	63.8	94	85.1	34	82.4	32	71.9		
	2014403	William Pescod High	Y	4	23	69.6			50	80.0	50	94.0	29	100.0	94	80.9	17	100.0	112	61.6	115	92.2	52	71.2	46	69.6		
JOHN TAOLO GAETSEWE																												
	2100037	Ba-Galothhare	N	1			49	71.4					73	98.6	68	76.5	5	100.0	73	38.4	42	85.7	31	25.8	24	54.2		
	2104042	Ba-Ga-Phadima High	N	3			30	60.0					46	97.8	46	56.5	2	100.0	46	41.3	32	93.8	14	14.3	14	35.7		
	2100055	Baitiredi Tech	Y	3	31	61.3					31	93.5	160	100.0					26	88.5	20	100.0	140	60.7	124	39.5		
	2045219	Bankhara Bodulong High School	N	1	3	100.0			3	100.0	3	100.0	39	100.0	36	100.0	13	100.0	36	83.3	15	100.0	24	45.8	23	82.6		
	2100095	Batharo-Tlhaping	N	3			143	54.5					212	97.2	211	55.9	47	95.7	213	39.0	190	85.3	22	50.0	22	81.8		
	2100557	Bothithong High	N	1			18	61.1					35	97.1	35	80.0	8	100.0	35	54.3	25	100.0	10	100.0	9	66.7		
	2100271	Dibotswa High	N	1	14	92.9	25	72.0	16	93.8	38	94.7	133	100.0	96	86.5	23	95.7	27	88.9	114	89.5	21	76.2	21	71.4		
	2100397	Galaletsang High	Y	3									149	100.0	129	97.7			127	93.7			150	73.3	149	65.8		
	2044208	Hoerskool Gamagara	N	1	16	12.5			16	56.3			27	100.0	11	81.8	22	90.9	16	37.5	27	92.6						

District Name	Centre no	Centre name	Dinaledi	Quintile	Accounting		Agricultural Sciences		Business Studies		Economics		English (FAL)		Geography		History		Life Sciences		Mathematical Literacy		Mathematics		Physical Sciences			
					Wrote	% Achieved at 30% and above	Wrote	% Achieved at 30% and above	Wrote	% Achieved at 30% and above	Wrote	% Achieved at 30% and above	Wrote	% Achieved at 30% and above	Wrote	% Achieved at 30% and above	Wrote	% Achieved at 30% and above	Wrote	% Achieved at 30% and above	Wrote	% Achieved at 30% and above	Wrote	% Achieved at 30% and above	Wrote	% Achieved at 30% and above	Wrote	% Achieved at 30% and above
					JOHN TAOLO GAETSEWE	2045401	Hoerskool Kalahari	N	5	30	96.7			85	90.6	82	96.3	82	100.0					39	97.4	84	100.0	78
2044402	Hoerskool Kathu	N	5	12		100.0			34	88.2			85	100.0	12	91.7	11	100.0	59	74.6	52	98.1	69	87.0	56	82.1		
2044302	Hoerskool Langberg	N	3	5		20.0			17	47.1			20	100.0	7	57.1	12	75.0	11	63.6	19	78.9						
2045403	Hoerskool Wrenchville	N	3	8		87.5			49	61.2			13	100.0	30	73.3	15	100.0	48	56.3	38	76.3	33	30.3	22	22.7		
2045303	Hotazel Combined	N	3	5		80.0			25	72.0			29	100.0					24	37.5	23	95.7	6	50.0	4	75.0		
2100526	Ikakanyeng Secondary	N	1	19		57.9			19	78.9	19	78.9	19	100.0								13	100.0	6	33.3			
2100573	Itlotleng High	N	1	20		50.0			17	82.4	20	90.0	53	98.1	33	69.7	26	76.9	33	54.5	42	92.9	11	36.4	10	50.0		
2100769	K P Toto Tech & Comm High	N	1	21		28.6			21	81.0	21	90.5	46	100.0								17	94.1	29	44.8	25	64.0	
2100774	K S Shuping High	N	1	14		42.9	17	52.9	14	92.9	14	78.6	36	100.0	22	77.3			22	31.8	24	95.8	12	33.3	5	80.0		
2100646	Kegomoditswe High	N	1										37	100.0	24	91.7	24	100.0	37	73.0	24	91.7	13	46.2	13	46.2		
2100873	Lesedi High	N	1				21	100.0					54	98.1	54	87.0	25	100.0	54	42.6	46	95.7	8	87.5	8	87.5		
2101402	Moshaweng High	N	1				28	78.6					51	100.0	46	67.4	13	100.0	51	52.9	36	80.6	15	26.7	15	53.3		
2101486	Nametsegang High	Y	1				63	58.7					133	96.2	110	64.5	34	100.0	72	44.4	110	67.3	23	56.5	23	60.9		
2101562	Olebogeng Secondary	N	1				17	58.8					40	100.0	40	77.5	12	100.0	40	67.5	28	92.9	12	75.0	11	90.9		
2101617	Phakane High	N	3										35	100.0	35	97.1	22	95.5	35	54.3	22	95.5	13	92.3	13	84.6		
2101655	Pitso-Jantjie High	N	3				26	69.2					90	98.9	76	61.8	14	92.9	74	48.6	61	90.2	29	44.8	14	78.6		
2101821	Rekgarathile High	Y	3				96	40.6					203	97.0	203	64.5	41	90.2	204	37.3	110	83.6	93	10.8	67	32.8		
2101827	Remmogo High	N	3				63	95.2					96	100.0	96	97.9	14	100.0	96	76.0	77	98.7	19	52.6	19	94.7		
2101920	Segopotso Secondary	N	3			17	58.8					26	100.0	26	61.5			26	38.5	17	76.5	9	22.2	9	66.7			
NAMAQUA	2032302	F J Smit Intermediate	N	5	7	85.7			7	100.0			39	100.0	32	87.5	32	90.6	39	38.5	39	97.4						
	2034206	Hoerskool Aggeneys	N	5	8	87.5			10	70.0			16	100.0	8	75.0			10	70.0	14	92.9	2	100.0	6	16.7		
	2031402	Hoerskool Alexanderbaai	N	5			16	93.8	21	95.2			33	100.0	12	100.0			17	76.5	29	96.6	4	75.0				

District Name	Centre no	Centre name	Dinaledi	Quintile	Accounting		Agricultural Sciences		Business Studies		Economics		English (FAL)		Geography		History		Life Sciences		Mathematical Literacy		Mathematics		Physical Sciences			
					Wrote	% Achieved at 30% and above	Wrote	% Achieved at 30% and above	Wrote	% Achieved at 30% and above	Wrote	% Achieved at 30% and above	Wrote	% Achieved at 30% and above	Wrote	% Achieved at 30% and above	Wrote	% Achieved at 30% and above	Wrote	% Achieved at 30% and above	Wrote	% Achieved at 30% and above	Wrote	% Achieved at 30% and above	Wrote	% Achieved at 30% and above	Wrote	% Achieved at 30% and above
					NAMAQUA	2034304	Hoerskool Boesmanland	N	4	5	80.0			57	77.2			61	98.4	34	70.6	40	92.5	37	51.4	52	78.8	9
2033402	Hoerskool Calvinia	N	5	7		100.0			6	100.0			30	100.0	23	95.7			13	100.0	17	100.0	13	100.0	11	100.0		
2031401	Hoerskool Concordia	N	4	15		100.0			36	80.6			95	100.0	44	97.7			63	65.1	69	98.6	27	77.8	24	91.7		
2033301	Hoerskool Fraserburg	N	2						24	95.8			24	100.0	13	100.0	24	100.0	11	90.9	24	95.8						
2033302	Hoerskool Garies	N	5	4		100.0			12	75.0			52	98.1	25	88.0	40	87.5	27	70.4	52	94.2						
2033401	Hoerskool Hantam	N	4	21		76.2			18	55.6			79	100.0	58	82.8	43	95.3	61	19.7	75	90.7	5	40.0				
2032305	Hoerskool Kharkhams	N	1	3		100.0			9	88.9			35	100.0	35	97.1	28	100.0	26	61.5	26	100.0	9	22.2	4	75.0		
2033211	Hoerskool Loeriesfontein	N	4	8		100.0			11	81.8			19	100.0	19	100.0			19	57.9	14	92.9	5	60.0				
2031302	Hoerskool Nababeep	N	5	8		62.5			27	74.1	52	78.8	60	100.0	41	95.1			33	60.6	53	94.3	7	42.9	8	50.0		
2032401	Hoerskool Namakwaland	N	5	18		100.0			28	96.4			88	100.0	38	100.0			39	94.9	35	100.0	53	90.6	34	97.1		
2034309	Hoerskool O'Kiep	N	4	5		80.0			24	87.5	20	85.0	54	100.0	28	89.3	21	100.0	20	80.0	52	92.3	2	100.0	4	100.0		
2032308	Hoerskool Port Nolloth	N	4	5		80.0			36	66.7			42	100.0	25	100.0	19	100.0	23	78.3	27	85.2	15	60.0	6	50.0		
2033313	Hoerskool Protea	N	2						19	89.5			19	100.0	19	89.5	7	100.0	12	41.7	19	100.0						
2032402	Hoerskool S A Van Wyk	Y	5	14		50.0			35	97.1	14	85.7	53	100.0	32	90.6			39	56.4	33	100.0	20	50.0	18	44.4		
2031403	Hoerskool Steinkopf	N	4	6		100.0			68	95.6			73	100.0	68	97.1			53	41.5	58	98.3	16	50.0	6	83.3		
2033303	Hoerskool Sutherland	Y	4	16		68.8			13	92.3			16	100.0					4	100.0	13	100.0	3	66.7	3	100.0		
2033304	Hoerskool Williston	N	4	7		85.7			14	100.0			14	100.0					14	57.1	14	100.0						
2034401	St Anna Privaatkool	N		5	100.0			13	100.0			21	100.0	6	83.3			10	80.0	10	100.0	10	40.0	8	62.5			

District Name	Centre no	Centre name	Dinaledi	Quintile	Accounting		Agricultural Sciences		Business Studies		Economics		English (FAL)		Geography		History		Life Sciences		Mathematical Literacy		Mathematics		Physical Sciences			
					Wrote	% Achieved at 30% and above	Wrote	% Achieved at 30% and above	Wrote	% Achieved at 30% and above	Wrote	% Achieved at 30% and above	Wrote	% Achieved at 30% and above	Wrote	% Achieved at 30% and above	Wrote	% Achieved at 30% and above	Wrote	% Achieved at 30% and above	Wrote	% Achieved at 30% and above	Wrote	% Achieved at 30% and above	Wrote	% Achieved at 30% and above	Wrote	% Achieved at 30% and above
					PIXLEY KA SEME	2011404	Bongani High	N	2	6	100.0			59	78.0			65	100.0	15	60.0	59	98.3	50	70.0	60	83.3	6
2023401	Enoch Mthetho High	N	2	14		57.1			12	91.7			28	100.0	15	46.7	17	41.2	17	11.8	19	89.5	10	10.0				
2024401	Hoerskool Carnarvon	Y		22		63.6			23	78.3			64	100.0	31	48.4	18	100.0	29	55.2	42	81.0	22	36.4	10	30.0		
2023302	Hoerskool Colesberg	N	4						44	100.0			47	100.0					29	86.2	42	97.6	5	100.0	3	100.0		
2021401	Hoerskool De Aar	N	5	18		100.0			31	100.0	16	100.0	19	100.0					37	97.3	40	100.0	26	96.2	22	100.0		
2011305	Hoerskool Douglas	N	5	11		100.0			20	95.0			31	100.0					27	88.9	18	100.0	13	84.6	11	100.0		
2022402	Hoerskool Gariep	N	4	7		100.0			58	51.7			83	100.0	48	72.9	71	91.5	62	32.3	81	84.0	3	100.0				
2022301	Hoerskool Hopetown	N	4	2		100.0			8	100.0			13	100.0					10	100.0	7	100.0	6	100.0	5	100.0		
2016401	Hoerskool Karrikamma	N	2	11		100.0			57	71.9			61	100.0			46	95.7	37	56.8	55	89.1	6	33.3	4	50.0		
2021404	Hoerskool Orion	N	2	21		52.4			75	62.7			98	100.0	32	96.9	27	100.0	74	29.7	81	93.8	17	70.6	12	75.0		
2021402	Hoerskool Petrusville	N	1	28		25.0			28	92.9			50	100.0	22	50.0	22	95.5	50	64.0	43	79.1	7	28.6				
2022302	Hoerskool Prieska	N	5	8		100.0			14	100.0			33	100.0	11	100.0			19	100.0	20	100.0	13	100.0	9	100.0		
2024303	Hoerskool Richmond	N	4	14		35.7			27	55.6			62	98.4	50	72.0	49	98.0	43	30.2	57	75.4	6	0.0	6	0.0		
2022305	Hoerskool Steynville	N	3	10		90.0	5	100.0	15	100.0	18	94.4	47	100.0	28	89.3	17	100.0	19	63.2	39	94.9	8	100.0	6	83.3		
2022303	Hoerskool Theron	N	2						27	51.9			27	100.0	24	75.0	27	100.0	3	100.0	27	81.5						
2021405	Hoerskool Veritas	N	2	20		80.0			38	73.7	17	100.0	62	100.0	35	77.1	35	88.6	17	41.2	50	90.0	12	66.7	10	70.0		
2024307	Hoerskool Victoria-Wes	N	2	4		75.0			12	91.7	12	91.7	47	97.9	36	69.4	31	67.7	5	80.0	47	80.9						
2011302	Hoerskool Weslaan	Y	4	20		55.0			71	53.5	30	73.3	139	99.3	71	54.9	67	91.0	64	40.6	118	78.0	20	45.0	15	26.7		
2021403	Monwabisi High	Y	3	9		77.8			28	67.9	28	78.6	82	100.0	23	52.2	23	65.2	54	44.4	42	54.8	40	45.0	31	61.3		
2023303	Noupoort Gekombineerde Skool	N	4						59	72.9			58	100.0					22	77.3	53	77.4	6	50.0	8	37.5		
2023402	Phakamisani High	N	2					20	75.0	20	75.0	22	100.0	2	50.0	2	100.0	22	50.0	20	85.0	2	0.0					
2021208	Philipstown High	N	1					15	80.0	15	86.7	15	100.0					15	73.3	15	100.0							
2022307	Strydenburg Combined	N	2					15	93.3			15	100.0	12	100.0			3	33.3	15	100.0							

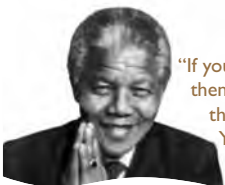
District Name	Centre no	Centre name	Dinaledi	Quintile	Accounting		Agricultural Sciences		Business Studies		Economics		English (FAL)		Geography		History		Life Sciences		Mathematical Literacy		Mathematics		Physical Sciences			
					Wrote	% Achieved at 30% and above	Wrote	% Achieved at 30% and above	Wrote	% Achieved at 30% and above	Wrote	% Achieved at 30% and above	Wrote	% Achieved at 30% and above	Wrote	% Achieved at 30% and above	Wrote	% Achieved at 30% and above	Wrote	% Achieved at 30% and above	Wrote	% Achieved at 30% and above	Wrote	% Achieved at 30% and above	Wrote	% Achieved at 30% and above	Wrote	% Achieved at 30% and above
					PIXLEY KA SEME	2023403	Umso High	N	2	42	26.2			67	44.8	42	50.0	115	96.5	48	50.0	31	71.0	48	27.1	95	53.7	20
2024304	Victoria-Wes Gekombineerde Skool	N	2	5		100.0			22	100.0			23	100.0			18	100.0	23	43.5	20	100.0	3	33.3	1	100.0		
SIYANDA	2041401	Hoerskool A J Ferreira	N	4	36	50.0			80	71.3	51	86.3	131	99.2	60	76.7	20	90.0	67	41.8	118	94.1	15	60.0	10	80.0		
	2044401	Hoerskool Blinkklip	N	4	66	53.0			75	81.3			100	100.0	22	90.9	51	76.5	86	43.0	83	90.4	17	41.2				
	2043401	Hoerskool Carlton Van Heerden	Y	4	48	75.0			21	71.4	73	83.6	141	100.0	94	96.8	26	100.0	98	75.5	96	95.8	44	68.2	48	64.6		
	2045302	Hoerskool Danielskuil	N	5	16	93.8			34	91.2			43	100.0	24	100.0	12	100.0	19	89.5	26	100.0	33	75.8	16	50.0		
	2041402	Hoerskool Duineveld	N	5	28	100.0			47	95.7	9	100.0	142	100.0	26	100.0			94	88.3	109	100.0	75	97.3	62	77.4		
	2043402	Hoerskool Groblershoop	N	4	21	85.7			79	84.8			92	100.0			46	93.5	73	56.2	84	83.3	9	44.4	6	50.0		
	2043303	Hoerskool Kakamas	N	4	10	70.0					100	71.0	128	100.0	65	61.5	71	70.4	38	65.8	124	82.3	4	25.0	7	71.4		
	2042303	Hoerskool Keimoes	N	4					30	70.0			41	100.0			25	92.0	41	61.0	29	93.1	12	75.0	11	100.0		
	2034305	Hoerskool Kenhardt	N	2	8	100.0			24	87.5			37	100.0	5	100.0	31	93.5	13	15.4	30	73.3	7	14.3				
	2045402	Hoerskool Kuilsville	N	4	14	14.3			27	55.6			95	100.0	53	81.1	45	86.7	52	30.8	59	55.9	36	16.7	36	47.2		
	2043403	Hoerskool Martin Oosthuizen	N	5	9	100.0		7	100.0				39	100.0					32	96.9	27	100.0	12	100.0	9	88.9		
	2042401	Hoerskool Oranjezicht	N	4	28	71.4			59	71.2	63	79.4	108	100.0	51	78.4	32	96.9	80	37.5	86	98.8	23	39.1	14	50.0		
	2044403	Hoerskool Postmasburg	N	5	16	87.5			35	94.3			37	100.0			10	100.0	21	95.2	33	100.0	15	80.0	13	76.9		
	2041301	Hoerskool Rietfontein	N	1	19	36.8					55	60.0	63	100.0	10	90.0	32	93.8	15	53.3	53	79.2	10	10.0	8	62.5		
2043306	Hoerskool S C Kearns	N	4	52	57.7			24	54.2	20	85.0	170	98.8	68	47.1	62	85.5	61	55.7	130	80.0	41	36.6	34	38.2			
2042403	Hoerskool Saul Damon	Y	3	25	36.0			63	41.3	69	88.4	196	100.0	89	66.3	46	89.1	81	54.3	122	83.6	74	41.9	81	28.4			

District Name	Centre no	Centre name	Dinaledi	Quintile	Accounting		Agricultural Sciences		Business Studies		Economics		English (FAL)		Geography		History		Life Sciences		Mathematical Literacy		Mathematics		Physical Sciences	
					Wrote	% Achieved at 30% and above	Wrote	% Achieved at 30% and above	Wrote	% Achieved at 30% and above	Wrote	% Achieved at 30% and above	Wrote	% Achieved at 30% and above	Wrote	% Achieved at 30% and above	Wrote	% Achieved at 30% and above	Wrote	% Achieved at 30% and above	Wrote	% Achieved at 30% and above	Wrote	% Achieved at 30% and above	Wrote	% Achieved at 30% and above
SIYANDA	2041403	Hoerskool Upington	N	5	31	100.0			46	100.0			89	100.0	32	100.0			68	92.6	62	100.0	46	93.5	42	90.5
	2042402	Paballelo High	N	1	13	61.5			13	100.0			69	100.0	57	87.7	49	100.0	57	54.4	56	98.2	14	71.4	13	76.9
	2044404	Ratang-Thuto High	N	2	11	36.4			30	70.0	30	93.3	57	100.0	7	100.0	7	100.0	27	92.6	48	91.7	9	77.8	20	55.0

5.9 WESTERN CAPE

DISTRICT LEVEL SUBJECT PERFORMANCE

District Name	Accounting		Agricultural Sciences		Business Studies		Economics		English (FAL)		Geography		History		Life Sciences		Mathematical Literacy		Mathematics		Physical Sciences	
	Wrote	%Achieved at 30% and above	Wrote	%Achieved at 30% and above	Wrote	%Achieved at 30% and above	Wrote	%Achieved at 30% and above	Wrote	%Achieved at 30% and above	Wrote	%Achieved at 30% and above	Wrote	%Achieved at 30% and above	Wrote	%Achieved at 30% and above	Wrote	%Achieved at 30% and above	Wrote	%Achieved at 30% and above	Wrote	%Achieved at 30% and above
CAPE WINELANDS	1 474	83.4	146	92.5	2 649	89.1	1 129	83.4	5 846	99.8	2 691	72.4	2 246	92.6	3 364	71.8	4 656	91.5	2 211	78.5	1 380	78.6
EDEN AND CENTRAL KAROO	1 038	72.7	86	90.7	2 528	87.0	1 507	72.3	4 776	99.7	1 379	80.5	1 300	90.5	2 022	71.7	4 027	89.8	1 241	80.7	828	84.4
METRO CENTRAL	1 708	75.9	10	70.0	3 368	90.8	1 421	81.1	2 090	99.0	3 266	84.9	2 648	93.9	4 176	82.0	4 494	93.3	3 540	75.0	2 355	78.0
METRO EAST	1 709	65.1	170	65.9	3 163	88.7	1 699	73.0	6 036	99.5	2 994	72.6	1 532	84.7	4 114	72.6	5 137	91.0	2 581	68.6	2 082	61.1
METRO NORTH	1 989	78.1	118	78.8	3 788	91.8	1 719	80.6	4 778	99.4	2 641	76.9	2 394	92.3	4 511	76.1	5 522	93.9	3 246	71.6	2 122	71.9
METRO SOUTH	1 749	69.6	1	100.0	2 838	89.1	1 341	75.1	2 697	99.0	3 328	81.1	2 490	93.3	4 713	78.0	4 683	93.0	2 928	69.2	2 066	68.3
OVERBERG	330	68.8	79	98.7	784	86.4	176	82.4	1 359	99.9	563	80.5	349	87.4	572	79.4	1 211	96.0	350	74.9	256	76.2
WEST COAST	372	88.2	56	100.0	1 004	93.7	265	70.9	2 007	99.8	683	73.8	552	93.3	1 222	67.8	1 533	96.0	579	76.2	392	78.8



“If you have an objective in life, then you want to concentrate on that and not engage in infighting with your enemies. You want to create an atmosphere where you can move everybody towards the goal you have set for yourself – as well as the collective for which you work.”

SCHOOL LEVEL SUBJECT PERFORMANCE

District Name	Centre no	Centre name	Dinaledi	Quintile	Accounting		Agricultural Sciences		Business Studies		Economics		English (FAL)		Geography		History		Life Sciences		Mathematical Literacy		Mathematics		Physical Sciences			
					Wrote	% Achieved at 30% and above	Wrote	% Achieved at 30% and above	Wrote	% Achieved at 30% and above	Wrote	% Achieved at 30% and above	Wrote	% Achieved at 30% and above	Wrote	% Achieved at 30% and above	Wrote	% Achieved at 30% and above	Wrote	% Achieved at 30% and above	Wrote	% Achieved at 30% and above	Wrote	% Achieved at 30% and above	Wrote	% Achieved at 30% and above	Wrote	% Achieved at 30% and above
					CAPE WINELANDS	1317746	Al-Azhar Institute Of Paarl	N		1	100.0			5	40.0					7	100.0			3	100.0	5	100.0	3
1318803	Ashton Sekondêre Skool	N	3	2		100.0			30	53.3	21	61.9	75	100.0	44	79.5	55	96.4	43	65.1	70	90.0	6	16.7	5	20.0		
1318802	Ashton Public Combined	N	2						34	94.1			39	100.0	26	65.4	18	88.9	10	100.0	31	87.1	8	0.0	5	20.0		
1318805	Bella Vista Hs.	N	4	24		66.7			75	86.7	48	72.9	146	100.0	78	62.8	70	98.6	61	55.7	138	74.6	9	55.6	13	46.2		
1317701	Bergrivier Sekondêre	N	4	52		76.9			101	90.1	77	77.9	118	100.0	1	100.0			16	93.8	79	97.5	39	38.5	16	56.3		
1317702	Bloemhof Hs.	N	5	60		100.0					28	100.0	80	100.0	23	100.0	35	100.0	57	100.0	31	100.0	113	100.0	76	100.0		
1317703	Boland Landbouskool	N	5	15		100.0	33	100.0			11	90.9	55	100.0	27	100.0			21	100.0	25	100.0	30	100.0	17	100.0		
1318806	Bonnievale Hs.	N	4	14		100.0			32	100.0			58	100.0	36	100.0	26	100.0	26	100.0	38	100.0	20	100.0	16	93.8		
1318809	Breerivier Hs.	Y	4	18		88.9			95	73.7	58	58.6	209	100.0	101	60.4	122	80.3	115	40.9	157	86.6	52	25.0	28	32.1		
1317776	Bridges Academy	N											8	100.0	7	85.7	9	100.0			6	100.0	2	0.0	2	50.0		
1318810	Ceres Sekondêre	N	4	14		78.6			42	81.0	18	100.0	160	100.0	112	70.5	85	95.3	114	56.1	142	92.3	18	66.7	16	75.0		
1317704	Charleston Hill Sekondêre	N	2	18		66.7			74	70.3	21	95.2	128	100.0	56	44.6	67	86.6	53	66.0	117	76.1	11	54.5	6	66.7		
1318811	Charlie Hofmeyr Hs.	Y	5	45		95.6			55	100.0			111	100.0	32	93.8			63	92.1	63	100.0	63	93.7	40	95.0		
1317705	Cloeteville Hs.	N	4	75		22.7			73	91.8	88	79.5	155	100.0	33	87.9	53	100.0	57	42.1	133	95.5	23	52.2	24	37.5		
1318812	De Kruine Sekondêre	N	1	26		80.8			49	93.9			59	100.0	35	28.6	34	85.3	25	68.0	47	85.1	12	25.0	11	36.4		
1318813	De La Bat-Skool	N																			4	100.0						
1317706	Desmond Mpilo Tutu Secondary	N	1	20		35.0			28	100.0	19	89.5	115	100.0	83	78.3	37	83.8	91	71.4	54	90.7	60	20.0	47	59.6		
1318815	Drostdy Hts.	N	5	12		100.0			37	100.0			164	100.0					35	94.3	70	100.0	94	100.0	73	86.3		

District Name	Centre no	Centre name	Dinaledi	Quintile	Accounting		Agricultural Sciences		Business Studies		Economics		English (FAL)		Geography		History		Life Sciences		Mathematical Literacy		Mathematics		Physical Sciences			
					Wrote	% Achieved at 30% and above	Wrote	% Achieved at 30% and above	Wrote	% Achieved at 30% and above	Wrote	% Achieved at 30% and above	Wrote	% Achieved at 30% and above	Wrote	% Achieved at 30% and above	Wrote	% Achieved at 30% and above	Wrote	% Achieved at 30% and above	Wrote	% Achieved at 30% and above	Wrote	% Achieved at 30% and above	Wrote	% Achieved at 30% and above	Wrote	% Achieved at 30% and above
					CAPE WINELANDS	1318818	Esselenpark Sekondêre	N	4	47	66.0			55	100.0	89	93.3	174	100.0	50	50.0	55	98.2	38	76.3	165	100.0	9
1317707	Franschoek Hs	N	4	14		78.6			22	100.0			10	100.0					14	85.7	15	100.0	14	57.1	7	57.1		
1317708	Gimnasium Hs. (Paarl)	N	5	46		100.0			124	100.0			173	100.0	38	100.0	29	100.0	100	95.0	127	99.2	98	98.0	53	96.2		
1318820	Goudini Hs.	N	5	3		100.0			24	83.3			30	100.0	17	76.5			9	88.9	24	100.0	6	66.7	6	33.3		
1317710	Groendal Sekondêre	N	1	6		66.7			119	72.3			150	100.0	72	41.7			88	45.5	147	91.2	4	25.0				
1318828	Hexvallei Sekondêre	N	2	24		45.8			60	83.3	59	62.7	123	100.0	45	60.0	45	88.9	21	81.0	117	88.0	8	25.0	5	20.0		
1318827	Hexvallei Hs.	N	5	12		66.7			18	100.0			22	100.0	7	100.0	3	100.0	9	100.0	11	100.0	11	36.4	4	50.0		
1317716	Hoer Jongenskool Paarl	N	5	77		100.0	16	100.0	64	100.0			78	100.0	38	100.0	35	100.0	47	95.7	42	100.0	122	99.2	79	96.2		
1317715	Hugenote Hs.	N	5	75		97.3			42	100.0			88	100.0	63	95.2	8	100.0	86	93.0	43	100.0	115	93.9	52	98.1		
1317778	Ihlumelo Junior Secondary	N	1	33		66.7			40	100.0	33	100.0	127	100.0	50	74.0	32	93.8	62	43.5	112	85.7	15	6.7				
1318829	lingcinga Zethu Secondary	N	1				20	80.0	20	90.0			87	100.0	43	53.5	64	87.5	69	36.2	79	83.5	10	60.0	10	30.0		
1317717	Kayamandi Secondary	N	1				58	98.3					133	100.0	109	86.2	36	83.3	84	78.6	105	85.7	28	60.7	41	48.8		
1317719	Klein Nederburg Sekondêre	Y	4	44		88.6			76	88.2	36	100.0	255	100.0	89	78.7	159	100.0	156	77.6	147	98.0	108	45.4	41	68.3		
1317720	Kylemore Sekondêre	N	2	11		90.9			62	82.3	22	95.5	89	100.0	28	60.7			68	60.3	79	87.3	11	63.6	8	87.5		
1317722	La Rochelle Meisies Hs.	N	5	27		100.0			45	100.0			54	100.0	13	100.0	30	100.0	59	100.0	59	100.0	54	100.0	32	100.0		
1317721	Labori Hs.	N	5	15		100.0			25	96.0			86	100.0	29	89.7			33	97.0	43	100.0	43	81.4	36	63.9		
1318832	Langeberg Sekondêre	N	3	14		64.3			57	59.6	3	100.0	200	99.5	152	73.0	116	83.6	84	72.6	181	95.6	20	55.0	27	55.6		
1317723	Luckhoff Sekondêre	Y	4	28		89.3			35	91.4	50	94.0	115	100.0	46	87.0	6	66.7	59	72.9	69	98.6	46	52.2	16	56.3		
1317730	Makupula High	N	1	9		100.0			100	94.0	100	82.0	100	99.0							83	94.0	17	35.3				
1318834	Masakheke Combined	N	2						27	92.6			37	100.0	21	81.0	22	100.0	15	86.7	21	95.2	16	43.8	10	40.0		
1318869	Mcregor Waldorf	N						7	85.7											5	100.0	2	0.0					

District Name	Centre no	Centre name	Dinaledi	Quintile	Accounting		Agricultural Sciences		Business Studies		Economics		English (FAL)		Geography		History		Life Sciences		Mathematical Literacy		Mathematics		Physical Sciences			
					Wrote	% Achieved at 30% and above	Wrote	% Achieved at 30% and above	Wrote	% Achieved at 30% and above	Wrote	% Achieved at 30% and above	Wrote	% Achieved at 30% and above	Wrote	% Achieved at 30% and above	Wrote	% Achieved at 30% and above	Wrote	% Achieved at 30% and above	Wrote	% Achieved at 30% and above	Wrote	% Achieved at 30% and above	Wrote	% Achieved at 30% and above	Wrote	% Achieved at 30% and above
					CAPE WINELANDS																							
	1318835	Montagu Hs.	N	4	28	100.0			44	100.0			73	100.0	55	96.4	30	100.0	45	93.3	62	100.0	21	95.2	9	100.0		
	1318836	Montana Hs.	N	5	44	93.2			34	100.0			91	100.0	11	100.0	35	94.3	61	91.8	48	100.0	58	89.7	14	100.0		
	1317779	Mount View Education Centre	N		2	50.0			4	75.0	2	0.0							4	25.0	4	100.0						
	1317727	New Orleans Sekondêre	N	3	48	91.7			147	89.8	54	87.0	169	100.0	82	82.9	40	95.0	102	56.9	171	98.2	42	64.3	30	66.7		
	1317728	Noorder-Paarl Sekondêre	N	3	15	73.3			74	95.9			76	100.0	100	83.0	51	98.0	70	55.7	112	92.9	14	92.9	20	40.0		
	1317729	Paarl Girls Hs.	N	5	29	100.0					21	100.0	40	100.0			22	100.0	71	97.2	30	100.0	61	95.1	38	100.0		
	1317732	Paul Roos Gimnasium	N	5	101	100.0					83	96.4	105	100.0	58	100.0	32	96.9	138	97.8	19	100.0	223	96.9	150	100.0		
	1317733	Paulus Joubert Sekondêre	N	2	11	63.6			20	90.0	15	80.0	138	99.3	58	65.5	103	96.1	47	72.3	123	95.1	15	80.0	15	66.7		
	1318840	Pionier-Skool	N						3	100.0			12	100.0			2	100.0			12	100.0						
	1317734	Rhenish Girls' Hs.	N	5	39	100.0									47	100.0	31	100.0	115	100.0	36	100.0	103	100.0	53	100.0		
	1318843	Robertson Hs.	N	5	17	100.0			24	100.0			68	100.0	18	100.0	26	96.2	30	100.0	31	100.0	46	93.5	14	100.0		
	1318844	Roodezandt Sekondêre	N	3	10	90.0			28	92.9	18	61.1	88	100.0	60	45.0	65	84.6	20	90.0	86	94.2	2	100.0				
	1318845	Skurweberg Sekondêre	N	3	6	83.3	19	68.4	28	85.7	32	78.1	79	100.0	34	61.8	71	100.0	17	76.5	73	93.2	6	50.0				
	1317737	Stellenbosch Hs.	N	5	27	100.0					20	100.0	88	100.0	23	100.0	42	100.0	52	100.0	63	100.0	52	98.1	34	97.1		
	1317738	Stellenzicht Sekondêre	N	2	15	60.0			21	90.5	8	62.5	72	100.0	51	29.4	35	77.1	53	17.0	68	77.9	5	60.0				
	1317763	Tertia Theron Privaatskool	N						2	100.0			5	100.0					2	100.0	5	100.0						
	1318850	Tulbagh Hs.	N	5	7	100.0			27	100.0			34	100.0	13	92.3			22	100.0	24	100.0	11	81.8	7	71.4		
	1318851	Van Cutsem Combined	N	1	21	28.6			21	90.5	21	66.7	66	100.0	45	68.9	21	95.2	24	70.8	42	78.6	24	20.8	24	37.5		

District Name	Centre no	Centre name	Dinaledi	Quintile	Accounting		Agricultural Sciences		Business Studies		Economics		English (FAL)		Geography		History		Life Sciences		Mathematical Literacy		Mathematics		Physical Sciences			
					Wrote	% Achieved at 30% and above	Wrote	% Achieved at 30% and above	Wrote	% Achieved at 30% and above	Wrote	% Achieved at 30% and above	Wrote	% Achieved at 30% and above	Wrote	% Achieved at 30% and above	Wrote	% Achieved at 30% and above	Wrote	% Achieved at 30% and above	Wrote	% Achieved at 30% and above	Wrote	% Achieved at 30% and above	Wrote	% Achieved at 30% and above	Wrote	% Achieved at 30% and above
					CAPE WINELANDS	1318853	Vusisizwe Secondary	N	1	30	63.3			45	91.1	20	85.0	214	97.7	160	41.3	140	81.4	196	33.7	193	61.7	22
1318855	Waveren Hs	N	5	15		33.3			47	89.4	30	73.3	72	100.0	12	75.0	31	93.5	30	43.3	72	95.8						
1315565	Wellington Secondary	N	3	21		90.5			39	89.7			113	100.0	152	66.4	84	92.9	148	62.2	133	94.0	40	65.0	32	75.0		
1317744	Weltevrede Sekondêre	N	4	32		90.6			37	81.1			76	98.7	44	65.9	27	96.3	39	61.5	62	90.3	14	42.9	9	55.6		
1318866	Wolseley Sekondêre	N	4	15		86.7			80	96.3	24	87.5	86	100.0	22	95.5	48	91.7	26	80.8	75	77.3	11	63.6	6	83.3		
1318861	Worcester Sekondêre	N	2	9		77.8			92	69.6			162	100.0	25	80.0	59	96.6	71	59.2	140	91.4	23	26.1	12	58.3		
1318859	Worcester Gimnasium	Y	5	51		98.0			80	100.0			108	100.0	10	100.0			90	94.4	88	100.0	98	92.9	42	97.6		
EDEN AND CENTRAL KAROO	1353301	Albertinia Hs.	N	4	11	100.0			23	100.0			33	100.0					25	72.0	22	100.0	11	90.9	10	100.0		
	1353391	Aurial College	N	3									75	100.0	35	42.9	75	85.3			63	58.7	12	8.3				
	1353302	Bastiaanse Sekondêre	N	3	18	55.6			43	72.1	23	47.8	134	97.0	28	78.6	57	70.2	97	26.8	128	71.9	7	42.9	7	71.4		
	1353351	Beaufort-Wes Sekondêre	N	3	54	63.0			99	89.9	29	75.9	133	98.5	42	88.1	34	91.2	34	91.2	101	86.1	32	68.8	33	66.7		
	1353304	Bridgton Sekondêre	N	3	59	71.2			197	88.8	216	78.2	247	100.0	33	81.8	116	97.4	74	60.8	219	90.4	29	96.6	10	80.0		
	1353305	Calitzdorp Hs.	N	4					39	100.0			53	100.0					38	50.0	50	98.0	3	100.0				
	1353404	Cape St. Blaize Independent	N		3	66.7			6	100.0			6	100.0					8	100.0	7	100.0	9	66.7	5	60.0		
	1353384	De Rust Sekondêre	N	1	19	100.0			37	97.3	30	70.0	54	98.1	18	83.3	25	100.0	12	91.7	44	95.5	11	90.9				
	1353308	Dysselsdorp Sekondêre	N	1	11	90.9			80	88.8	44	61.4	104	100.0	51	90.2	48	91.7	40	65.0	94	87.2	12	75.0	14	64.3		
	1353309	Fezekile Secondary	N	1	31	58.1			31	96.8	40	77.5	52	100.0	21	57.1	21	66.7	12	41.7	52	92.3						
	1353311	George Sekondêre	N	3	41	82.9			214	86.4	253	52.6	387	99.7	74	75.7	6	100.0	55	85.5	350	86.0	38	84.2	27	100.0		
	1353312	Gerrit Du Plessis Sekondêre	N	3	23	21.7			55	83.6	55	87.3	104	99.0	49	87.8	67	98.5	14	78.6	91	91.2	13	61.5	5	100.0		
	1353313	Groot-Brakrivier Sekondêre	N	3	22	95.5			20	95.0	22	100.0	76	100.0	49	87.8			26	88.5	60	98.3	17	70.6	22	40.9		

District Name	Centre no	Centre name	Dinaledi	Quintile	Accounting		Agricultural Sciences		Business Studies		Economics		English (FAL)		Geography		History		Life Sciences		Mathematical Literacy		Mathematics		Physical Sciences			
					Wrote	% Achieved at 30% and above	Wrote	% Achieved at 30% and above	Wrote	% Achieved at 30% and above	Wrote	% Achieved at 30% and above	Wrote	% Achieved at 30% and above	Wrote	% Achieved at 30% and above	Wrote	% Achieved at 30% and above	Wrote	% Achieved at 30% and above	Wrote	% Achieved at 30% and above	Wrote	% Achieved at 30% and above	Wrote	% Achieved at 30% and above	Wrote	% Achieved at 30% and above
					EDEN AND CENTRAL KAROO	1353314	Haarlem Sekondêre	N	1					21	90.5			40	100.0	28	39.3			19	26.3	36	91.7	4
	1358824	Heidelberg Hs.	N	5	6	100.0							7	100.0					7	100.0			7	71.4	3	100.0		
	1353315	Hillcrest Sekondêre	N	4	17	70.6			72	93.1	48	64.6	81	100.0			41	97.6	72	45.8	114	92.1	18	55.6	13	84.6		
	1353316	Imizamo Yethu Secondary	N	1	7	85.7	44	81.8	98	77.6	125	80.8	262	99.6	87	82.8	53	58.5	72	66.7	247	92.7	15	73.3	12	100.0		
	1353317	Indwe Secondary	N	1	37	70.3			37	81.1	37	67.6	97	100.0	60	81.7	43	97.7	60	46.7	83	90.4	14	92.9	17	76.5		
	1358830	Kairos Sekondêre	N	4	10	90.0			49	100.0	23	73.9	56	100.0	10	100.0			23	69.6	48	95.8	8	75.0	7	71.4		
	1353319	Knysna Sekondêre	N	4	27	63.0			110	80.0	75	65.3	212	100.0	84	72.6	71	93.0	57	56.1	176	86.4	36	25.0	10	90.0		
	1353318	Knysna Hs.	N	5	23	100.0			51	100.0			52	100.0	18	100.0	36	94.4	61	88.5	55	100.0	46	73.9	25	88.0		
	1353321	Ladismith Sekondêre	N	4	14	35.7					39	53.8	113	99.1	15	86.7	15	100.0	59	33.9	112	86.6						
	1353320	Ladismith High	N	5	4	75.0			15	100.0			20	100.0					5	80.0	16	100.0	4	50.0	3	66.7		
	1358831	Laingsburg Hs.	N	4					15	93.3			36	100.0	22	59.1	25	92.0	22	63.6	37	100.0						
	1353322	Langenhoven Gimnasium	N	5	14	100.0			25	96.0			115	100.0	12	91.7			44	88.6	71	100.0	52	100.0	51	88.2		
	1358833	Langenhoven Hs.	Y	5	27	100.0			25	100.0			84	100.0	13	100.0			43	95.3	38	100.0	46	87.0	23	100.0		
	1353323	Mandlenkosi Secondary	N	3	9	88.9			32	100.0			53	100.0	44	72.7	20	85.0	21	81.0	46	100.0	7	57.1	7	85.7		
	1353326	Morester Sek	N	3	7	85.7			83	79.5			150	100.0	25	80.0	27	100.0	26	69.2	136	86.8	14	78.6	12	75.0		
	1353328	Murray High	N	2	54	38.9			153	45.8	54	63.0	167	98.8	15	93.3	99	80.8	15	86.7	153	62.1	15	66.7	15	60.0		
	1353329	Murraysburg Hs.	N	3	17	41.2			22	45.5			53	100.0			36	91.7	31	48.4	44	81.8	9	66.7	9	66.7		
	1353330	Oakdale Landbouskool	N	5	13	100.0	42	100.0			48	95.8	86	100.0					47	100.0	36	100.0	50	96.0	38	94.7		
	1353331	Oudtshoorn Hs.	Y	5	37	100.0			41	100.0			81	100.0	29	100.0	1	100.0	60	96.7	62	100.0	74	95.9	51	90.2		
	1353334	Outeniqua Hs.	N	5	89	100.0			147	100.0	32	100.0	299	100.0	37	97.3	34	100.0	115	100.0	154	100.0	164	98.8	91	100.0		
	1353341	P.W. Botha Kollege	N	5	13	100.0			59	94.9			80	100.0	31	80.6	20	100.0	31	83.9	103	100.0	12	100.0	15	93.3		
	1353335	Pacaltsdorp Sekondêre	N	4	27	66.7			52	100.0	51	96.1	102	100.0	35	82.9	21	95.2	38	81.6	84	96.4	19	78.9	17	58.8		

District Name	Centre no	Centre name	Dinaledi	Quintile	Accounting		Agricultural Sciences		Business Studies		Economics		English (FAL)		Geography		History		Life Sciences		Mathematical Literacy		Mathematics		Physical Sciences			
					Wrote	% Achieved at 30% and above	Wrote	% Achieved at 30% and above	Wrote	% Achieved at 30% and above	Wrote	% Achieved at 30% and above	Wrote	% Achieved at 30% and above	Wrote	% Achieved at 30% and above	Wrote	% Achieved at 30% and above	Wrote	% Achieved at 30% and above	Wrote	% Achieved at 30% and above	Wrote	% Achieved at 30% and above	Wrote	% Achieved at 30% and above	Wrote	% Achieved at 30% and above
					EDEN AND CENTRAL KAROO																							
	1353337	Parkdene Sekondêre	N	3	27	66.7			94	87.2	53	90.6	152	100.0	19	84.2	19	100.0	22	50.0	139	87.1	13	84.6				
	1353338	Percy Mdala Hs.	N	1	47	44.7			140	83.6	47	70.2	211	99.1	56	80.4	18	83.3	162	48.1	151	88.7	61	47.5	52	61.5		
	1353339	Plettenbergbaai Sekondêre	N	3	21	76.2			35	85.7	44	52.3	112	100.0	44	90.9	36	100.0	46	58.7	95	85.3	17	17.6	8	25.0		
	1353340	Punt Hs.	Y	5	58	100.0			75	100.0	29	100.0	128	100.0	33	100.0			88	97.7	90	100.0	103	94.2	60	100.0		
	1353342	Sao Bras Sekondêre	Y	4	12	100.0			28	96.4	11	100.0	109	100.0	71	93.0	62	100.0	94	83.0	68	100.0	41	58.5	29	89.7		
	1353343	Sentraal Hs.	N	5	11	90.9			22	100.0			53	100.0	15	93.3			40	60.0	45	100.0	15	100.0	7	85.7		
	1353307	Shalom Akademie	N		1	100.0			2	100.0			6	100.0					5	40.0	4	100.0	2	100.0				
	1353306	Thembaletu Secondary	N	2	75	18.7			54	68.5	75	70.7	185	100.0	89	42.7	77	79.2	32	93.8	136	85.3	51	58.8	34	88.2		
	1353345	Uniondale Hs.	N	4	8	87.5			21	90.5			31	100.0	23	95.7			25	100.0	20	100.0	11	63.6	10	60.0		
	1353347	Wittedrift Hs.	N	5	10	90.0							44	100.0			30	100.0	40	97.5	36	100.0	25	96.0	13	100.0		
	1353348	York Hs.	Y	5	24	95.8			94	100.0	4	100.0			64	100.0	67	100.0	83	100.0	77	100.0	87	100.0	54	88.9		
	1353349	Zwartberg Hs.	N	5					12	100.0			41	100.0					22	68.2	34	94.1	7	100.0	9	66.7		
METRO CENTRAL																												
	1329901	Abbott'S College	N		19	100.0			94	100.0	32	100.0			35	100.0	51	100.0	40	97.5	72	100.0	90	96.7	66	80.3		
	1321158	Al-Azhar Institute - Cape Town	N		18	94.4			14	100.0									36	97.2			50	80.0	32	71.9		
	1321102	Alexander Sinton Secondary	N	5	21	100.0			98	98.0	24	100.0			83	100.0	82	100.0	78	85.9	110	100.0	51	54.9	25	80.0		
	1321103	Arcadia Sen. Sekondêre	N	4	21	57.1			39	94.9	32	68.8	17	100.0	14	57.1	23	87.0	17	76.5	47	89.4	9	22.2				
	1321106	Athlone Secondary	N	5	17	88.2			41	97.6					54	81.5	48	97.9	60	58.3	62	100.0	16	81.3	13	53.8		
	1322202	Beuvallon Sekondêre	N	4					31	58.1			31	93.5	31	9.7					31	51.6						
	1321107	Belgravia Secondary	Y	5	19	89.5									117	97.4	36	100.0	139	92.8	67	100.0	85	68.2	70	77.1		
	1329910	Bishops	N		34	100.0					40	100.0			52	100.0	75	100.0	93	100.0	19	100.0	133	100.0	105	100.0		

District Name	Centre no	Centre name	Dinaledi	Quintile	Accounting		Agricultural Sciences		Business Studies		Economics		English (FAL)		Geography		History		Life Sciences		Mathematical Literacy		Mathematics		Physical Sciences			
					Wrote	% Achieved at 30% and above	Wrote	% Achieved at 30% and above	Wrote	% Achieved at 30% and above	Wrote	% Achieved at 30% and above	Wrote	% Achieved at 30% and above	Wrote	% Achieved at 30% and above	Wrote	% Achieved at 30% and above	Wrote	% Achieved at 30% and above	Wrote	% Achieved at 30% and above	Wrote	% Achieved at 30% and above	Wrote	% Achieved at 30% and above	Wrote	% Achieved at 30% and above
					METRO CENTRAL	1321108	Bonteheuwel Sekondêre	N	4	11	72.7			32	93.8			19	100.0	43	74.4	14	92.9	17	100.0	54	100.0	9
	1321111	Bridgetown Secondary	N	4					39	100.0					93	84.9	31	74.2	30	43.3	93	95.7	6	33.3	6	16.7		
	1321112	Buren Hs.	N	4	20	90.0			75	96.0	46	69.6					37	100.0	29	82.8	61	98.4	14	35.7				
	1321115	Camps Bay Hs.	N	5	12	100.0			51	98.0	30	86.7			17	100.0	46	100.0	57	96.5	45	95.6	70	82.9	41	90.2		
	1321105	Canons Creek Prim	N		7	100.0									5	100.0			11	90.9	7	100.0	13	100.0	12	100.0		
	1321117	Cape Town Hs.	N	5	15	66.7			47	93.6					74	93.2	44	100.0	19	100.0	67	94.0	38	44.7	19	78.9		
	1321118	Cathkin Secondary	N	4					19	89.5			9	100.0	21	81.0	30	86.7	28	46.4	49	93.9						
	1321181	Central College	N						7	57.1							1	100.0	5	20.0	6	66.7						
	1321202	City Mission Educational Services	N						4	100.0	4	50.0									4	100.0						
	1321203	Claremont High School	Y	5	25	100.0									25	100.0							25	96.0	25	100.0		
	1321120	Crystal Sekondêre	N	4	18	33.3			38	81.6	26	88.5	39	100.0	25	60.0	29	86.2	18	33.3	55	81.8	16	25.0				
	1329940	Damelin College	N		2	100.0			54	96.3	44	97.7			18	100.0	31	100.0	28	78.6	47	93.6	31	90.3	22	81.8		
	1321121	Darul Islam Islamic Hs	N		21	95.2			35	97.1					46	91.3			32	81.3	27	96.3	40	52.5	27	63.0		
	1329911	Dominican Grimley-	N										3	100.0							8	100.0						
	1326605	Fezeka Secondary	N	3	34	52.9			81	90.1	80	76.3	204	100.0	114	86.0	99	88.9	123	77.2	114	96.5	90	45.6	70	40.0		
	1321124	Gardens Commercial Hs.	N	5	49	100.0			112	100.0	90	94.4									62	100.0	50	64.0				
	1321125	Garlandale Sekondêre	N	5	22	54.5			31	100.0	28	92.9			22	63.6	68	77.9	42	66.7	82	97.6	28	60.7	14	42.9		
	1321126	Good Hope Seminary Hs.	N	5	15	86.7			28	100.0					27	100.0	19	100.0	33	100.0	43	100.0	23	95.7	19	94.7		
	1321127	Groenvlei Secondary	N	4	26	57.7			50	96.0			33	100.0	58	89.7	95	91.6	52	86.5	111	85.6	33	87.9	20	60.0		
	1329917	Groote Schuur Hs.	N	5	12	100.0			110	99.1					24	100.0	29	100.0	72	95.8	72	98.6	59	72.9	33	90.9		
	1321128	Harold Cressy Hs.	Y	5	26	80.8			79	97.5	62	75.8			87	95.4	79	97.5	70	100.0	60	98.3	89	36.0	46	76.1		

District Name	Centre no	Centre name	Dinaledi	Quintile	Accounting		Agricultural Sciences		Business Studies		Economics		English (FAL)		Geography		History		Life Sciences		Mathematical Literacy		Mathematics		Physical Sciences			
					Wrote	% Achieved at 30% and above	Wrote	% Achieved at 30% and above	Wrote	% Achieved at 30% and above	Wrote	% Achieved at 30% and above	Wrote	% Achieved at 30% and above	Wrote	% Achieved at 30% and above	Wrote	% Achieved at 30% and above	Wrote	% Achieved at 30% and above	Wrote	% Achieved at 30% and above	Wrote	% Achieved at 30% and above	Wrote	% Achieved at 30% and above	Wrote	% Achieved at 30% and above
					METRO CENTRAL	1321129	Heideveld Sekondêre	N	4	28	85.7			65	89.2	40	77.5	83	100.0	90	48.9	86	86.0	30	80.0	122	98.4	32
	1329968	Heritage College	N		2	100.0			17	100.0					4	100.0	12	100.0	13	84.6	14	100.0	5	60.0	1	100.0		
	1329921	Herschel Hs	N		21	100.0			32	100.0					20	100.0	19	100.0	76	100.0	6	100.0	88	100.0	46	100.0		
	1321131	Herzlia Hs	N		13	100.0			37	100.0	27	100.0			2	100.0	56	100.0	58	100.0	18	100.0	96	99.0	41	97.6		
	1321132	Holy Cross Convent (Maitland)	N		14	92.9			28	100.0							6	100.0	13	84.6	20	100.0	27	48.1	10	90.0		
	1329922	Houtbaai Sekondêre	N	3	16	25.0			29	100.0			66	100.0	36	86.1	31	96.8	24	83.3	51	94.1	15	33.3	19	47.4		
	1326607	I. D. Mkize Sen Secondary	N	3	55	40.0			90	77.8	75	50.7	152	98.7	27	77.8	48	100.0			102	82.4	50	14.0				
	1321133	Ikamvalethu Secondary	N	3	40	2.5	10	70.0	50	50.0	48	22.9	163	96.3	84	41.7	62	66.1	69	39.1	142	64.8	23	17.4	30	20.0		
	1326609	Intshukumo Secondary	N	3	49	38.8			83	78.3			132	97.0	30	76.7					92	76.1	41	53.7	50	38.0		
	1321134	Isilimela Secondary	N	3	57	33.3			59	74.6	75	57.3	196	99.0	95	85.3	45	93.3	121	50.4	146	82.2	52	46.2	42	28.6		
	1321135	Islamia College	N		11	100.0			56	100.0	29	100.0			77	100.0			81	98.8	28	100.0	82	92.7	55	98.2		
	1321136	Jan Van Riebeeck Hs.	N	5	18	94.4			18	100.0	14	100.0	84	100.0	31	96.8	21	100.0	58	100.0	37	100.0	63	100.0	45	100.0		
	1321137	Kensington Secondary	N	5	24	95.8			90	96.7			3	100.0	111	97.3	33	100.0	121	90.9	106	99.1	51	66.7	34	67.6		
	1321138	Kulani Secondary	N	3	35	40.0			66	69.7	35	42.9	102	99.0	34	82.4			67	40.3	76	86.8	26	34.6	15	80.0		
	1321140	Langa Secondary	N	3	22	77.3			23	91.3	23	95.7	90	98.9	49	67.3	28	85.7	67	47.8	38	86.8	52	38.5	39	33.3		
	1329979	Leap Science And Maths	N		32	100.0			42	100.0			85	100.0					51	88.2			85	91.8	85	72.9		
	1329926	Livingstone Hs.	Y	5	60	100.0									38	100.0	75	100.0	153	99.3	44	100.0	109	91.7	70	87.1		
	1321141	Maitland Sekondêre	N	4	36	83.3			51	96.1	24	79.2			91	69.2	22	100.0	66	81.8	94	97.9	33	78.8	31	90.3		
	1321142	Manenberg Sekondêre	N	4	5	40.0			65	72.3			12	100.0	19	68.4	15	100.0	59	40.7	69	91.3	5	60.0	8	50.0		
	1321145	Modderdam Sekondêre	N	4	17	70.6			140	77.9	50	58.0	44	100.0	112	65.2	28	92.9	92	38.0	125	95.2	24	33.3	9	22.2		

District Name	Centre no	Centre name	Dinaledi	Quintile	Accounting		Agricultural Sciences		Business Studies		Economics		English (FAL)		Geography		History		Life Sciences		Mathematical Literacy		Mathematics		Physical Sciences			
					Wrote	% Achieved at 30% and above	Wrote	% Achieved at 30% and above	Wrote	% Achieved at 30% and above	Wrote	% Achieved at 30% and above	Wrote	% Achieved at 30% and above	Wrote	% Achieved at 30% and above	Wrote	% Achieved at 30% and above	Wrote	% Achieved at 30% and above	Wrote	% Achieved at 30% and above	Wrote	% Achieved at 30% and above	Wrote	% Achieved at 30% and above	Wrote	% Achieved at 30% and above
					METRO CENTRAL	1321146	Mount View Secondary	N	4	8	75.0			21	76.2	24	100.0	14	100.0	24	75.0	14	100.0	42	54.8	51	98.0	4
	1321147	Ned Doman Hs.	N	4	12	33.3			42	88.1	32	87.5					26	96.2	34	47.1	37	86.5	19	15.8	2	0.0		
	1321148	Oaklands Sekondêre	N	5	71	71.8			88	94.3			41	100.0	38	86.8	88	100.0	68	85.3	86	100.0	42	85.7	31	77.4		
	1321149	Oude Molen Hts.	N	5					47	100.0											27	100.0	65	86.2	62	77.4		
	1321182	Peak View Sekondêre	N	4	9	66.7			20	100.0			26	100.0	23	73.9	18	94.4	15	66.7	48	93.8						
	1321150	Phoenix Sekondêre	N	4	44	43.2			44	84.1	13	76.9	43	100.0	28	85.7	2	100.0	30	63.3	75	92.0						
	1321151	Pinelands Hs.	Y	5	34	97.1									61	100.0	28	100.0	114	96.5	78	100.0	103	96.1	79	89.9		
	1329936	Premier College	N						70	82.9	1	100.0	48	100.0	34	67.6	79	69.6	44	65.9	108	91.7	5	20.0				
	1321152	Queen`S Park Hs.	N	5	14	85.7									36	80.6			63	92.1	60	98.3	21	38.1	29	41.4		
	1329937	Rhodes Hs.	Y	5	40	95.0			96	99.0	80	93.8			63	84.1	50	96.0	100	81.0	55	98.2	127	36.2	47	57.4		
	1329938	Rondebosch Boys` Hs.	N	5	37	100.0					67	98.5			24	100.0	49	100.0	94	100.0	23	100.0	135	98.5	112	96.4		
	1329977	Rosmeade College	N						17	64.7			2	50.0							18	50.0						
	1329939	Rustenburg Girls` Hs.	N	5	50	100.0									70	100.0	41	100.0	74	98.6	20	100.0	123	100.0	54	100.0		
	1321153	Rylands Hs.	Y	5	42	90.5			71	100.0					101	99.0	22	100.0	173	91.9	86	100.0	87	86.2	92	83.7		
	1321154	Salt River Secondary	N	5	15	46.7			44	88.6					46	93.5	20	75.0	41	80.5	45	97.8	16	75.0	17	47.1		
	1329943	Sans Souci Girls` Hs.	N	5	33	97.0									33	100.0	12	100.0	49	98.0	21	100.0	57	96.5	35	85.7		
	1321195	School Of Hope	N						16	93.8	7	85.7	4	100.0							17	88.2						
	1321156	Sea Point Hs.	N	5	16	81.3			23	100.0					27	100.0	21	100.0	28	92.9	27	100.0	38	39.5	15	80.0		
	1321159	Silverstream Sekondêre	N	4	8	25.0			48	70.8			50	100.0	35	37.1	27	77.8	43	69.8	54	87.0	15	66.7	21	38.1		
	1329942	South African College Hs.	N	5	41	100.0					28	100.0			71	100.0	71	100.0	100	100.0	21	100.0	124	99.2	93	96.8		
	1321161	Spes Bona Hs.	N	5	9	100.0			22	100.0					12	58.3	52	88.5	32	25.0	59	96.6	16	50.0	10	70.0		
	1321162	St Cyprian`S	N						25	100.0	5	100.0			6	100.0	24	100.0	34	100.0	9	100.0	51	100.0	34	100.0		

District Name	Centre no	Centre name	Dinaledi	Quintile	Accounting		Agricultural Sciences		Business Studies		Economics		English (FAL)		Geography		History		Life Sciences		Mathematical Literacy		Mathematics		Physical Sciences			
					Wrote	% Achieved at 30% and above	Wrote	% Achieved at 30% and above	Wrote	% Achieved at 30% and above	Wrote	% Achieved at 30% and above	Wrote	% Achieved at 30% and above	Wrote	% Achieved at 30% and above	Wrote	% Achieved at 30% and above	Wrote	% Achieved at 30% and above	Wrote	% Achieved at 30% and above	Wrote	% Achieved at 30% and above	Wrote	% Achieved at 30% and above	Wrote	% Achieved at 30% and above
					METRO CENTRAL	1329951	St Georges Grammar	N					16	100.0						10	100.0	15	100.0	20	100.0	13	100.0	24
	1329952	St Joseph'S College	N		10	100.0			21	100.0					25	100.0	19	100.0	10	100.0			36	69.4	13	100.0		
	1321130	Star International High	N		4	100.0			7	100.0					4	100.0			4	100.0			11	100.0	8	100.0		
	1321186	Stonefountain College	N					38	76.3	9	100.0	9	88.9	9	77.8	45	75.6	17	88.2	44	81.8	10	50.0	7	57.1			
	1329953	Thandokhulu Secondary	Y	4	56	78.6			53	92.5	93	90.3	218	100.0	164	86.0	71	94.4	166	85.5	130	91.5	90	64.4	55	89.1		
	1321167	Trafalgar Secondary	N	5	25	60.0			38	100.0					39	76.9	43	100.0	42	76.2	82	98.8	26	69.2	12	91.7		
	1321169	Vista Hs.	N	5					58	74.1					56	87.5	20	100.0	52	75.0	41	100.0	23	73.9	22	77.3		
	1329954	Vista Nova-	N															3	100.0	15	100.0							
	1329955	Voortrekker Hs.	N	5	17	94.1			43	100.0			12	100.0	16	93.8			32	90.6	48	100.0	9	88.9	8	87.5		
	1321201	Walmer Secondary School	N	5	20	60.0			27	100.0	27	81.5			28	60.7	29	100.0	35	48.6	35	91.4	20	20.0				
	1329957	Westerford Hs.	N	5	26	100.0									93	100.0	97	100.0	138	100.0	51	100.0	125	100.0	94	97.9		
	1321171	Windermere Sekondêre	N	4	29	58.6			36	91.7			19	100.0	26	92.3	36	97.2	45	77.8	50	96.0	31	25.8	16	37.5		
	1321172	Windsor Hs.	N	5	6	100.0			68	97.1	38	94.7					46	100.0	33	93.9	93	100.0	42	71.4	33	60.6		
	1321178	Y-2-K College	N		13	69.2			19	100.0	19	89.5	19	100.0	29	93.1	29	96.6	29	69.0	33	100.0	15	60.0				
	1321174	Zonnebloem Nest Senior	N	5														24	75.0	29	93.1	3	100.0					
METRO EAST	1332205	Bellville Hs.	N	5	42	100.0			77	100.0			183	100.0	21	100.0			92	100.0	96	100.0	108	95.4	41	97.6		
	1334402	Blackheath Sekondêre	N	5	33	60.6			65	95.4			68	100.0	70	72.9	43	83.7	72	56.9	84	83.3	30	43.3	9	66.7		
	1332242	Boston Private	N						33	84.8			20	100.0	2	100.0			29	69.0	46	95.7	15	53.3	6	50.0		
	1334403	Brackenfell Hs.	N	5	76	96.1			84	100.0	24	100.0	203	100.0	115	99.1			112	98.2	174	100.0	133	91.7	56	94.6		
	1334404	Bulumko Secondary	N	3	51	47.1			66	95.5	66	87.9	135	99.3	57	63.2	25	60.0	60	75.0	118	83.9	17	76.5	45	57.8		

District Name	Centre no	Centre name	Dinaledi	Quintile	Accounting		Agricultural Sciences		Business Studies		Economics		English (FAL)		Geography		History		Life Sciences		Mathematical Literacy		Mathematics		Physical Sciences			
					Wrote	% Achieved at 30% and above	Wrote	% Achieved at 30% and above	Wrote	% Achieved at 30% and above	Wrote	% Achieved at 30% and above	Wrote	% Achieved at 30% and above	Wrote	% Achieved at 30% and above	Wrote	% Achieved at 30% and above	Wrote	% Achieved at 30% and above	Wrote	% Achieved at 30% and above	Wrote	% Achieved at 30% and above	Wrote	% Achieved at 30% and above	Wrote	% Achieved at 30% and above
					METRO EAST	1334448	Centre Of Science And Technology	Y								65	100.0					67	100.0			67	98.5	67
	1334405	Chris Hani Secondary	N	2	49	46.9			127	81.9	88	73.9	198	100.0	40	92.5	47	76.6	78	85.9	178	91.0	20	90.0	35	42.9		
	1334407	De Kuilen Hs.	Y	5	90	97.8			101	94.1			81	100.0	67	100.0	66	100.0	200	94.0	156	99.4	142	97.2	97	95.9		
	1334409	Eersterivier Sekondêre	N	5	6	83.3			80	80.0	31	67.7	133	100.0	17	70.6	76	92.1	111	45.0	127	83.5	30	26.7	7	57.1		
	1334410	Esangweni Secondary	N	2	56	17.9			56	76.8	35	60.0	138	97.8	53	54.7	25	76.0	83	55.4	74	83.8	64	25.0	57	28.1		
	1334412	Forest Heights Hs.	N	5	19	63.2			18	94.4	24	79.2	71	100.0	57	57.9	47	78.7	50	66.0	90	91.1	27	11.1	27	3.7		
	1334414	Good Hope Hs	N		15	60.0			38	76.3	35	74.3					30	93.3	31	74.2	42	90.5	21	85.7	14	85.7		
	1337709	Gordon Sekondêre	N	5	33	78.8			74	98.6	54	92.6	112	100.0	84	63.1	33	90.9	86	68.6	129	93.0	34	35.3	21	28.6		
	1334443	Harry Gwala Secondary	N	2	85	44.7			85	94.1	85	77.6	221	100.0	136	46.3	37	56.8	136	55.9	135	82.2	86	48.8	99	38.4		
	1337712	Helderberg High .	N		6	100.0			8	100.0					10	100.0			11	100.0	10	100.0	9	100.0	6	100.0		
	1337714	Hottentots-Holland Hs.	Y	5	67	88.1			174	91.4			46	100.0	55	85.5	50	98.0	119	88.2	134	100.0	95	90.5	54	85.2		
	1334419	Intlanganiso Secondary	Y	2	41	56.1			79	92.4			137	100.0	97	93.8			84	75.0	97	99.0	41	73.2	24	83.3		
	1336665	Iqhayiya Secondary	N	3	19	42.1			19	84.2	19	84.2	104	100.0	87	85.1	43	86.0	87	75.9	59	100.0	47	57.4	44	79.5		
	1334420	Jan Kriel-Skool	N						43	79.1			63	100.0					26	61.5	65	96.9						
	1334421	Joe Slovo Secondary	N	2	42	42.9			67	91.0	68	80.9	164	99.4					26	53.8	120	87.5	45	68.9	97	53.6		
	1337718	Khanyolwethu Secondary	Y	3	25	96.0			54	75.9	63	74.6	156	100.0	75	84.0	49	98.0	82	68.3	121	92.6	36	61.1	46	34.8		
	1334422	Kleinvei Sekondêre	N	5	15	93.3			97	78.4	31	38.7	121	100.0	66	60.6			91	42.9	84	96.4	38	26.3	10	50.0		
	1334423	Kwamfundo Secondary	N	2	30	33.3	30	96.7	61	78.7	107	63.6	213	98.6	78	76.9	63	60.3	108	60.2	168	78.0	47	61.7	67	44.8		
	1334424	Luhlaza Secondary	N	3	52	76.9			52	98.1	52	92.3	183	100.0	131	86.3	21	100.0	133	76.7	94	100.0	89	68.5	111	64.0		
	1337724	Macassar Sek	N	5	4	50.0			11	63.6			48	100.0	10	80.0	20	45.0	37	51.4	38	92.1	10	40.0	9	77.8		

District Name	Centre no	Centre name	Dinaledi	Quintile	Accounting		Agricultural Sciences		Business Studies		Economics		English (FAL)		Geography		History		Life Sciences		Mathematical Literacy		Mathematics		Physical Sciences			
					Wrote	% Achieved at 30% and above	Wrote	% Achieved at 30% and above	Wrote	% Achieved at 30% and above	Wrote	% Achieved at 30% and above	Wrote	% Achieved at 30% and above	Wrote	% Achieved at 30% and above	Wrote	% Achieved at 30% and above	Wrote	% Achieved at 30% and above	Wrote	% Achieved at 30% and above	Wrote	% Achieved at 30% and above	Wrote	% Achieved at 30% and above	Wrote	% Achieved at 30% and above
					METRO EAST	1337748	Madrasatur Rajaa Strand Hs	N		11	81.8			26	100.0			8	100.0	21	85.7	11	100.0	21	100.0	20	100.0	12
	1334425	Malibu Sekondère	Y	5	91	69.2			57	96.5	84	54.8	86	100.0	154	77.9			164	82.9	135	97.0	127	55.9	70	71.4		
	1336651	Manyano Hs	N	3	20	85.0			20	95.0	20	90.0	157	100.0	137	79.6	73	86.3	137	81.8	91	95.6	66	74.2	64	46.9		
	1334426	Manzomthombo Secondary	N	3	114	31.6			114	94.7	77	70.1	246	100.0	36	88.9	70	82.9	132	84.1	163	97.5	83	44.6	80	52.5		
	1334427	Masiyile Senior Secondary	N	3	64	78.1			95	98.9	55	96.4	134	100.0	70	92.9			70	77.1	80	98.8	54	57.4	39	51.3		
	1334428	Matthew Goniwe Memorial Hs.	Y	2	34	88.2	22	100.0	65	93.8	65	69.2	155	100.0	68	86.8	44	97.7	90	85.6	90	96.7	65	52.3	46	65.2		
	1337777	Mondeor Eco School	N						8	100.0			4	100.0					5	40.0	14	92.9	4	75.0	3	33.3		
	1334429	Monument Park Hs.	N	5	27	96.3			66	98.5			92	100.0			16	100.0	52	98.1	128	100.0	36	97.2	21	76.2		
	1337739	Natural Learning Academy	N						1	100.0			6	100.0							10	100.0	2	50.0				
	1337731	Parel Vallei Hs.	N	5	39	100.0			76	100.0			49	100.0	17	100.0	22	100.0	152	100.0	44	100.0	188	100.0	119	100.0		
	1337735	Rusthof Sekondère	N	4	20	45.0			48	91.7			75	100.0	40	87.5	44	100.0	50	82.0	63	96.8	35	62.9	39	20.5		
	1334432	Sarepta Sekondère	N	5	17	82.4			80	90.0	46	87.0	60	100.0	36	69.4	55	100.0	90	77.8	105	94.3	61	50.8	49	59.2		
	1334433	Scottsdene Sekondère	N	5	26	57.7			28	75.0	14	78.6	73	100.0	54	57.4	42	92.9	50	48.0	59	88.1	35	28.6	13	38.5		
	1334434	Scottsville Sekondère	N	5	27	48.1			82	62.2	26	53.8	98	100.0	32	31.3			83	47.0	78	91.0	30	20.0	24	33.3		
	1337764	Simanyene Secondary	N	3	26	50.0	118	51.7	86	90.7	54	57.4	272	97.8	165	55.2	52	75.0	121	62.8	239	83.3	34	44.1	56	28.6		
	1334444	Sinako High	N	2	7	42.9			78	64.1	15	66.7	139	98.6	80	51.3	77	81.8	65	56.9	116	69.0	23	73.9	26	57.7		
	1336659	Siphamandla Secondary	N	3	21	61.9			44	84.1	68	72.1	148	100.0	103	76.7	84	88.1	105	61.9	128	90.6	21	95.2	21	66.7		
	1336660	Sizimisele Secondary	N	3	33	42.4			33	97.0	33	84.8	142	100.0	64	59.4			64	39.1	77	83.1	65	41.5	65	40.0		
	1337749	Somerset West Private	N		2	100.0			20	100.0					8	100.0	15	100.0	18	100.0	6	100.0	32	90.6	18	88.9		
	1337741	Strand Sekondère	N	4	11	81.8			35	88.6	12	91.7	66	100.0	27	74.1			48	43.8	57	96.5	9	55.6	6	83.3		

District Name	Centre no	Centre name	Dinaledi	Quintile	Accounting		Agricultural Sciences		Business Studies		Economics		English (FAL)		Geography		History		Life Sciences		Mathematical Literacy		Mathematics		Physical Sciences			
					Wrote	% Achieved at 30% and above	Wrote	% Achieved at 30% and above	Wrote	% Achieved at 30% and above	Wrote	% Achieved at 30% and above	Wrote	% Achieved at 30% and above	Wrote	% Achieved at 30% and above	Wrote	% Achieved at 30% and above	Wrote	% Achieved at 30% and above	Wrote	% Achieved at 30% and above	Wrote	% Achieved at 30% and above	Wrote	% Achieved at 30% and above	Wrote	% Achieved at 30% and above
					METRO EAST																							
	1337740	Strand Hs	N	5	46	100.0			59	98.3			213	100.0	35	94.3	32	96.9	117	94.9	99	100.0	133	92.5	73	86.3		
	1334494	The Equestrian Academy Of Cape Town	N																2	100.0			2	50.0	2	50.0		
	1331166	Thembelihle Hs.	N	2	18	83.3			29	69.0	26	65.4	131	97.7	90	43.3	83	47.0	120	48.3	120	76.7	12	91.7	13	69.2		
	1334483	Tuscany Glen Secondary	N	5	6	83.3			49	89.8	12	100.0	47	100.0	71	87.3	54	94.4	70	61.4	92	95.7	28	50.0	17	76.5		
	1331168	Usasazo Secondary	N	2	21	81.0			143	81.1	112	73.2	243	98.4	129	63.6			120	50.0	225	86.2	18	61.1	47	36.2		
	1334437	Uxolo Hs.	N	3	61	8.2			61	78.7	74	40.5	165	97.0	84	40.5	29	72.4	75	53.3	129	73.6	38	47.4	45	57.8		
	1337747	Valsbaai Hs.	N		1	100.0			5	100.0			2	100.0	5	100.0	2	100.0	3	100.0	9	100.0	6	100.0	2	100.0		
	1334488	Western Cape Sport	N						30	96.7			29	100.0					37	91.9	47	95.7	20	90.0	5	100.0		
	1337745	Zandvliet Hs.	N	5	26	65.4			25	88.0	20	85.0	100	100.0	74	67.6	52	100.0	42	71.4	113	94.7	19	47.4	15	80.0		
	1331173	Zola Senior Secondary	N	3	84	67.9			131	91.6	104	74.0	233	100.0	66	72.7					161	90.7	72	40.3	49	32.7		
METRO NORTH																												
	1341101	Abbotts College Milnerton	N		6	100.0			52	96.2	14	100.0	1	100.0	23	100.0	21	100.0	39	94.9	83	100.0	36	94.4	21	85.7		
	1342201	Athlone Skool Vir Blindes	N						16	87.5			8	100.0			16	100.0	16	18.8	16	75.0						
	1345501	Atlantis Sekondêre	N	5					166	74.1			185	100.0	92	41.3	114	98.2	119	90.8	187	85.0	77	31.2	37	70.3		
	1342280	Bardale Secondary School	N	3	28	64.3			28	89.3	28	82.1	71	100.0	43	79.1	18	100.0	43	86.0	27	96.3	44	38.6	25	36.0		
	1342203	Belhar Sekondêre	N	5	45	51.1			53	96.2	50	88.0	46	100.0	135	83.7	106	98.1	182	63.2	179	95.5	63	36.5	24	58.3		
	1342206	Bellville Hoer Tegniese Skool	N	5									24	100.0					62	85.5	120	100.0	71	93.0	67	91.0		
	1342207	Bellville-Suid Sekondêre	N	4	18	61.1			43	95.3	24	75.0	88	100.0	86	72.1	79	100.0	79	50.6	112	95.5	14	100.0	12	100.0		

District Name	Centre no	Centre name	Dinaledi	Quintile	Accounting		Agricultural Sciences		Business Studies		Economics		English (FAL)		Geography		History		Life Sciences		Mathematical Literacy		Mathematics		Physical Sciences			
					Wrote	% Achieved at 30% and above	Wrote	% Achieved at 30% and above	Wrote	% Achieved at 30% and above	Wrote	% Achieved at 30% and above	Wrote	% Achieved at 30% and above	Wrote	% Achieved at 30% and above	Wrote	% Achieved at 30% and above	Wrote	% Achieved at 30% and above	Wrote	% Achieved at 30% and above	Wrote	% Achieved at 30% and above	Wrote	% Achieved at 30% and above	Wrote	% Achieved at 30% and above
					METRO NORTH	1344401	Bernadino Heights Sekondêre	N	5	97	95.9			148	98.6	106	94.3	110	100.0	60	80.0			109	91.7	149	100.0	89
	1342208	Bishop Lavis Sekondêre	N	4	34	44.1			44	90.9	64	76.6	110	100.0	66	74.2	45	91.1	75	33.3	93	93.5	17	41.2				
	1344454	Bloekombos Secondary	N	1	29	86.2			139	85.6	173	72.8	313	94.9	142	62.0	66	78.8	141	54.6	273	79.9	41	41.5	51	47.1		
	1342261	Bloubergrant Secondary	N	5	22	72.7			46	100.0							22	100.0	48	93.8	56	100.0	19	100.0	29	96.6		
	1342209	Bosmansdam Hs.	N	5	18	100.0			121	100.0	47	97.9	30	100.0			36	100.0	87	95.4	123	100.0	27	96.3	15	93.3		
	1342231	Cape Town Studies And Tours	N						5	100.0					4	100.0	7	100.0	8	87.5	6	100.0	8	37.5	4	100.0		
	1341119	Cbc St John`S Parklands	N		11	100.0			20	100.0					8	100.0	19	100.0	9	100.0	16	100.0	29	100.0	15	100.0		
	1342210	Cravenby Secondary	Y	5	30	93.3			89	98.9	75	84.0							99	94.9	48	100.0	61	47.5	34	76.5		
	1342212	D.F. Malan Hs.	N	5	46	97.8			38	100.0	24	95.8	117	100.0	18	100.0	40	97.5	106	98.1	84	100.0	123	99.2	82	96.3		
	1346604	Dr. Nelson R. Mandela Hs.	N	2	42	35.7			119	76.5	72	68.1	144	100.0	26	46.2	26	53.8	73	50.7	107	88.8	38	36.8	47	29.8		
	1342213	Durbanville Hs.	N	5	35	100.0					29	93.1	131	100.0	33	93.9	19	78.9	82	97.6	70	98.6	93	93.5	43	95.3		
	1344408	Eben Donges Hs.	N	5	31	77.4			38	100.0			37	100.0					99	86.9	77	100.0	46	89.1	31	80.6		
	1342214	Edgemead Hs.	Y	5	46	100.0									43	100.0	52	100.0	144	97.2	58	100.0	133	89.5	86	86.0		
	1342215	Elsiesrivier Sekondêre	N	4	125	89.6			141	97.9	134	80.6	108	100.0	48	89.6	51	92.2	91	73.6	165	98.8	61	77.0	34	64.7		
	1342216	Elswood Sekondêre	N	4	7	0.0			8	50.0			36	100.0	20	55.0	14	85.7	9	66.7	26	76.9	10	10.0	7	42.9		
	1342262	Emmanuel Christian Academy	N		6	83.3			17	94.1					8	100.0	12	100.0	17	88.2	13	100.0	8	87.5	4	100.0		
	1342217	Excelsior Sekondêre	N	4	29	58.6			93	100.0			94	100.0	66	92.4	114	99.1	49	89.8	136	99.3	40	52.5	33	54.5		
	1342218	Fairbairn College	N	5	85	100.0			83	100.0					91	100.0			120	93.3	87	100.0	87	95.4	51	98.0		

District Name	Centre no	Centre name	Dinaledi	Quintile	Accounting		Agricultural Sciences		Business Studies		Economics		English (FAL)		Geography		History		Life Sciences		Mathematical Literacy		Mathematics		Physical Sciences	
					Wrote	% Achieved at 30% and above	Wrote	% Achieved at 30% and above	Wrote	% Achieved at 30% and above	Wrote	% Achieved at 30% and above	Wrote	% Achieved at 30% and above	Wrote	% Achieved at 30% and above	Wrote	% Achieved at 30% and above	Wrote	% Achieved at 30% and above	Wrote	% Achieved at 30% and above	Wrote	% Achieved at 30% and above	Wrote	% Achieved at 30% and above
METRO NORTH	1342219	Fairmont Hs.	N	5	52	98.1			106	99.1					18	100.0	42	100.0	121	99.2	75	100.0	174	93.7	92	94.6
	1342220	Florida Sekondêre	N	4	27	74.1			55	83.6			56	100.0	41	63.4	40	87.5	91	45.1	94	87.2	14	57.1	11	45.5
	1342211	Goodwood Kollege	N	4	21	71.4			83	95.2			16	100.0							83	97.6				
	1344415	Hector Peterson Secondary	N	2	40	62.5	76	68.4	51	84.3	50	72.0	195	97.9	81	45.7	53	90.6	117	62.4	111	88.3	84	35.7	71	45.1
	1342281	Hindle High School	N	4					48	97.9			48	100.0	25	72.0	23	100.0			48	95.8				
	1342249	Inkwenkwezi Secondary	N	3	9	88.9	26	96.2	30	86.7	72	63.9	142	100.0	87	79.3	72	75.0	43	90.7	116	97.4	27	81.5	36	58.3
	1342248	Iqra Academy	N		9	77.8			18	100.0	8	100.0			18	100.0			19	57.9	13	100.0	15	40.0	10	40.0
	1342224	J.G. Meiring Hs.	N	5	88	86.4			103	97.1			18	100.0	74	97.3	50	100.0	63	92.1	106	99.1	85	63.5	33	93.9
	1342225	John Ramsay Sekondêre	N	4	15	20.0			15	66.7	15	73.3	43	100.0	12	58.3	16	100.0	12	25.0	43	81.4				
	1342226	Kasselsvlei Komprehensiewe Hs	N	4	34	73.5			51	92.2			60	100.0			17	94.1	59	79.7	73	95.9	74	50.0	79	20.3
	1344482	Kuils River Technical Secondary	N	4					45	95.6			36	100.0	13	69.2	19	89.5	60	50.0	65	100.0	21	90.5	26	42.3
	1342265	Leiden Secondary	N	4	27	66.7			86	91.9			114	100.0	28	75.0	57	86.0	30	36.7	100	90.0	16	43.8		
	1342227	Marian Rc Secondary	N	4	23	47.8			50	100.0							59	100.0	34	88.2	39	100.0	23	13.0		
	1344468	Masibambane Secondary	Y	1	53	62.3			106	83.0	60	93.3	159	99.4	77	79.2	63	96.8	63	96.8	138	90.6	45	66.7	34	73.5
	1341143	Masibambisane Secondary	N	4	29	41.4			70	78.6	29	75.9	160	100.0	91	68.1	23	65.2	133	40.6	79	88.6	83	38.6	54	33.3
	1342276	Melkbos Strand Private	N		10	90.0			11	100.0			8	100.0	5	100.0			13	100.0	8	100.0	14	100.0	11	100.0
	1342270	Mfuleni Secondary	Y	3	71	38.0			71	90.1	99	54.5	211	99.1	91	64.8	76	88.2	142	66.2	115	78.3	98	25.5	66	42.4
1341144	Milnerton Hs.	N	5	47	97.9			93	100.0			1	100.0	38	100.0	21	100.0	95	96.8	101	100.0	90	97.8	54	98.1	

District Name	Centre no	Centre name	Dinaledi	Quintile	Accounting		Agricultural Sciences		Business Studies		Economics		English (FAL)		Geography		History		Life Sciences		Mathematical Literacy		Mathematics		Physical Sciences			
					Wrote	% Achieved at 30% and above	Wrote	% Achieved at 30% and above	Wrote	% Achieved at 30% and above	Wrote	% Achieved at 30% and above	Wrote	% Achieved at 30% and above	Wrote	% Achieved at 30% and above	Wrote	% Achieved at 30% and above	Wrote	% Achieved at 30% and above	Wrote	% Achieved at 30% and above	Wrote	% Achieved at 30% and above	Wrote	% Achieved at 30% and above	Wrote	% Achieved at 30% and above
					METRO NORTH	1342275	Mountain View Academy	N					6	100.0							2	100.0	6	100.0	5	100.0	1	100.0
	1346658	New Eisleben Secondary	Y	3	30	66.7			30	93.3	30	90.0	155	98.1	125	65.6	79	67.1	125	38.4	78	80.8	76	36.8	46	47.8		
	1342259	Parklands College	N		13	92.3			43	100.0	8	100.0			10	100.0	27	100.0	23	100.0	18	100.0	47	97.9	24	95.8		
	1342228	Parow Hs.	N	5	68	80.9			157	98.7	71	93.0	23	100.0					108	91.7	146	100.0	55	94.5	35	82.9		
	1342229	Perseverance Sek	N	4	3	100.0			38	89.5			49	100.0	19	89.5	46	97.8	52	69.2	59	96.6	6	50.0	20	55.0		
	1342230	President Hs.	N	5	26	100.0			24	95.8			120	100.0	42	85.7	40	92.5	60	88.3	90	98.9	43	83.7	27	66.7		
	1345516	Proteus Sekondêre	N	5	8	37.5			35	71.4			128	100.0	17	64.7	51	78.4	105	31.4	110	95.5	18	83.3	31	74.2		
	1342232	Range Sekondêre	N	4					37	67.6			37	100.0	37	43.2					28	85.7	9	11.1				
	1342233	Ravensmead Sekondêre	Y	4	20	100.0			36	100.0			100	100.0	48	91.7	24	100.0	64	78.1	80	97.5	20	95.0	26	80.8		
	1342289	Riverside College	N		1	100.0			2	100.0								1	100.0			4	100.0	3	66.7			
	1345517	Robinvale Hs	N	5	29	75.9			43	100.0	24	79.2	55	100.0	21	100.0	30	100.0	57	73.7	59	93.2	28	39.3	32	46.9		
	1344431	Rosendaal Sekondêre	N	3	25	80.0			34	94.1	33	75.8	76	100.0	45	53.3	44	97.7	23	87.0	83	96.4	17	47.1	22	45.5		
	1345518	Saxonsea Sekondêre	N	4	7	57.1			27	81.5	11	100.0	120	100.0	88	81.8	74	98.6	40	77.5	99	90.9	21	38.1	7	85.7		
	1342277	Shiloh Centre Of Learning	N		1	100.0			1	100.0								1	100.0			2	50.0	1	0.0			
	1344491	Silversands Secondary	N	4	30	46.7			31	93.5			44	100.0	47	78.7	23	95.7	45	40.0	76	93.4						
	1344435	Simunye Sekondêre	N	4	31	77.4			56	92.9	36	80.6	105	100.0	49	83.7	75	93.3	49	59.2	92	91.3	13	53.8				
	1342267	Sinenjongo Hs	N	4	30	80.0	16	100.0	30	90.0	30	90.0	91	98.9	60	98.3			61	77.0	61	90.2	30	76.7	23	100.0		
	1342234	St. Andrew'S Sekondêre	N	4	45	37.8			109	79.8	60	66.7	101	99.0							103	95.1	48	8.3	42	11.9		
	1342235	Stellenberg Hs.	N	5	54	100.0			91	98.9			122	100.0	40	100.0	93	96.8	171	97.7	90	100.0	210	95.7	126	96.0		
	1341183	Sunningdale	N						3	100.0								3	100.0	2	100.0	1	100.0	1	100.0			

District Name	Centre no	Centre name	Dinaledi	Quintile	Accounting		Agricultural Sciences		Business Studies		Economics		English (FAL)		Geography		History		Life Sciences		Mathematical Literacy		Mathematics		Physical Sciences			
					Wrote	% Achieved at 30% and above	Wrote	% Achieved at 30% and above	Wrote	% Achieved at 30% and above	Wrote	% Achieved at 30% and above	Wrote	% Achieved at 30% and above	Wrote	% Achieved at 30% and above	Wrote	% Achieved at 30% and above	Wrote	% Achieved at 30% and above	Wrote	% Achieved at 30% and above	Wrote	% Achieved at 30% and above	Wrote	% Achieved at 30% and above	Wrote	% Achieved at 30% and above
					METRO NORTH																							
	1342236	Symphony Sekondêre	N	4	7	71.4			14	92.9			43	100.0	14	64.3	20	90.0	11	63.6	43	86.0			5	20.0		
	1341164	Table View Hs.	N	5	53	98.1			112	99.1			19	100.0	52	100.0	4	100.0	94	93.6	98	100.0	85	95.3	61	93.4		
	1342237	The Settlers Hs.	Y	5	78	100.0					102	100.0			55	100.0	78	100.0	162	100.0	26	100.0	202	83.7	104	94.2		
	1342238	Tygerberg Hs.	N	5	46	93.5			70	100.0	34	100.0	162	100.0			28	96.4	83	95.2	87	100.0	94	92.6	36	88.9		
	1342240	Uitzig Sekondêre	N	3					19	57.9			36	100.0					36	27.8	26	73.1	10	20.0				
	1342274	Unity Christian Campus	N						13	100.0	1	100.0							3	66.7	13	100.0	3	33.3	1	100.0		
	1342241	Valhalla Sek	N	4					43	86.0			24	100.0	18	38.9	25	88.0	43	39.5	43	93.0						
	1344438	Voorbrug Sekondêre	N	3	14	71.4			31	96.8	30	86.7	73	100.0	46	73.9	47	95.7	37	89.2	65	93.8	48	54.2	37	62.2		
	1342279	Wallacedene Secondary	N	3	25	44.0			28	92.9	49	81.6	102	99.0	45	71.1	46	65.2	42	57.1	61	86.9	41	36.6	26	34.6		
	1344411	Wesbank Sekondêre	N	3					26	34.6	27	25.9	73	100.0	52	53.8	30	86.7	5	100.0	63	84.1	16	12.5				
METRO SOUTH																												
	1366601	Aloe Secondary	N	5	17	64.7			38	94.7	39	61.5	23	100.0	87	65.5	82	90.2	105	49.5	108	96.3	36	30.6	27	40.7		
	1366602	Beacon Hill Sekondêre	N	4	14	50.0			61	88.5	37	86.5	47	100.0	39	71.8	39	97.4	31	74.2	85	82.4	7	14.3				
	1369903	Bergvliet Hs.	N	5	40	97.5			88	100.0					39	100.0	63	100.0	111	99.1	47	100.0	145	89.7	78	88.5		
	1369947	Cape Academy For Maths Science And Tec	Y		27	96.3							60	100.0					117	99.1			143	95.8	143	93.0		
	1366603	Cedar Secondary	N	5	36	47.2					155	74.8	41	100.0			114	100.0	43	72.1	124	96.0	53	24.5				
	1369972	Christel House Sa	N						42	100.0							6	100.0	19	78.9	25	100.0	17	52.9	7	57.1		
	1369956	Constantia Waldorf	N												13	100.0	12	100.0	12	100.0	9	100.0	17	100.0	12	100.0		
	1369908	Crestway Secondary	N	4	23	52.2			23	95.7			30	100.0	69	37.7	22	95.5	70	77.1	70	85.7	22	13.6				
	1366612	Darul Argam Islamic Hs	N		9	44.4			20	95.0					8	87.5			11	54.5	26	100.0	9	66.7	7	71.4		
	1369984	Darun Na'Im High School	N						8	100.0							2	100.0	9	100.0	8	100.0	3	100.0	3	100.0		
	1369913	Fairmount Secondary	N	5	39	74.4			69	81.2			44	100.0	24	100.0	44	100.0	76	61.8	58	98.3	57	14.0	29	48.3		
	1369914	Fish Hoek Senior Hs.	N	5	17	100.0	1	100.0							63	100.0	51	100.0	98	100.0	45	100.0	137	90.5	86	95.3		

District Name	Centre no	Centre name	Dinaledi	Quintile	Accounting		Agricultural Sciences		Business Studies		Economics		English (FAL)		Geography		History		Life Sciences		Mathematical Literacy		Mathematics		Physical Sciences			
					Wrote	% Achieved at 30% and above	Wrote	% Achieved at 30% and above	Wrote	% Achieved at 30% and above	Wrote	% Achieved at 30% and above	Wrote	% Achieved at 30% and above	Wrote	% Achieved at 30% and above	Wrote	% Achieved at 30% and above	Wrote	% Achieved at 30% and above	Wrote	% Achieved at 30% and above	Wrote	% Achieved at 30% and above	Wrote	% Achieved at 30% and above	Wrote	% Achieved at 30% and above
					METRO SOUTH	1369986	Focus College	N		2	50.0			20	100.0	6	66.7	3	100.0	5	100.0	11	90.9	10	30.0	15	93.3	9
	1366606	Glendale Secondary	N	4	30	36.7			40	87.5			51	100.0	80	65.0	92	97.8	68	48.5	103	90.3	7	57.1				
	1369915	Grassdale Hoer	N	5	18	100.0			69	95.7			22	100.0	52	75.0	72	100.0	57	87.7	90	100.0	18	100.0	9	100.0		
	1369916	Grassy Park Secondary	Y	5	29	93.1			77	96.1	39	76.9			35	57.1	109	98.2	128	64.8	82	97.6	95	10.5	39	46.2		
	1369920	Heathfield Hs	N	5	26	69.2					26	84.6			32	96.9	42	95.2	74	56.8	59	93.2	41	70.7	32	43.8		
	1369923	Immaculata Rk Secondary	N	5	19	78.9			56	98.2							32	100.0	38	89.5	46	100.0	25	68.0	18	33.3		
	1366657	Intsebenziswano Secondary	N	2	64	54.7			84	76.2	24	87.5	210	99.5	100	69.0	95	70.5	160	60.6	145	90.3	67	47.8	53	52.8		
	1369925	Lavender Hill Secondary	N	4	12	66.7			41	58.5			73	100.0	12	25.0	12	50.0	25	52.0	68	94.1	5	20.0				
	1366610	Lentegeur Secondary	N	5	100	56.0			86	90.7			30	100.0	57	68.4			156	75.6	117	94.0	39	51.3	17	82.4		
	1369927	Lotus Sekondêre	N	5					44	75.0			14	100.0			27	63.0	17	70.6	44	77.3						
	1369970	Masiphumelele Hs	N	3	85	44.7			85	90.6	85	80.0	155	97.4	70	85.7	47	68.1	70	65.7	121	90.1	34	32.4	23	73.9		
	1366615	Mondale Hs.	Y	5	100	93.0			129	100.0	38	100.0			146	99.3	69	98.6	118	98.3	147	100.0	100	96.0	79	94.9		
	1369928	Muizenberg Hs.	Y	5	16	93.8			53	92.5					16	100.0	38	97.4	69	97.1	55	98.2	65	61.5	31	77.4		
	1369930	Norman Henshilwood Hs.	Y	5	56	98.2			92	100.0	38	100.0			31	100.0	41	100.0	108	100.0	39	100.0	103	92.2	60	91.7		
	1369931	Ocean View Secondary	N	4					61	95.1			45	100.0	63	93.7	49	91.8	67	76.1	100	98.0	28	67.9	20	85.0		
	1366616	Oscar Mpetha Hs	N	2	52	57.7			52	82.7	52	57.7	164	97.6	115	64.3	23	82.6	115	37.4	108	81.5	58	34.5	34	23.5		
	1366617	Oval North Secondary	N	4	21	61.9			38	92.1			39	100.0					35	57.1	78	98.7	41	78.0	51	17.6		
	1369932	Pelican Park High	N	5	7	71.4			35	97.1					39	89.7	19	100.0	29	96.6	31	100.0	15	66.7	11	72.7		
	1366618	Phakama Secondary	N	2	52	65.4			89	84.3	52	57.7	174	98.9	123	66.7	55	83.6	123	61.0	133	83.5	42	59.5	31	45.2		
	1369971	Phandulwazi High	N	3	58	58.6			58	82.8	58	63.8	161	99.4	104	68.3	77	90.9	104	64.4	129	85.3	33	63.6	27	44.4		

District Name	Centre no	Centre name	Dinaledi	Quintile	Accounting		Agricultural Sciences		Business Studies		Economics		English (FAL)		Geography		History		Life Sciences		Mathematical Literacy		Mathematics		Physical Sciences			
					Wrote	% Achieved at 30% and above	Wrote	% Achieved at 30% and above	Wrote	% Achieved at 30% and above	Wrote	% Achieved at 30% and above	Wrote	% Achieved at 30% and above	Wrote	% Achieved at 30% and above	Wrote	% Achieved at 30% and above	Wrote	% Achieved at 30% and above	Wrote	% Achieved at 30% and above	Wrote	% Achieved at 30% and above	Wrote	% Achieved at 30% and above	Wrote	% Achieved at 30% and above
					METRO SOUTH	1366641	Phillipi Secondary	N	2	67	29.9			67	77.6	67	71.6	179	100.0	112	67.9	89	93.3	111	65.8	156	91.7	23
	1369933	Plumstead Hs.	N	5	23	95.7			111	99.1					141	97.2	30	96.7	157	98.7	107	100.0	80	73.8	40	100.0		
	1366621	Portland Secondary	N	5	24	91.7			120	74.2	25	68.0	23	100.0	129	79.8	56	100.0	169	91.7	179	97.2	16	81.3	18	77.8		
	1366622	Princeton Secondary	N	5	15	40.0			15	100.0			14	100.0	59	93.2			44	86.4	54	100.0	38	31.6	77	14.3		
	1366623	Rocklands Secondary	Y	5	39	56.4			47	95.7	22	40.9			133	89.5	16	93.8	90	81.1	73	98.6	125	32.0	58	43.1		
	1369941	Shiloah Christian	N		1	100.0			5	100.0							16	100.0	8	87.5	11	100.0	6	83.3	2	100.0		
	1369944	Sibeliuss Hs.	N	5	13	69.2			26	84.6			20	100.0	28	75.0	31	93.5	60	80.0	47	100.0	25	44.0	20	45.0		
	1361161	Simon Estes Music School	N		9	22.2			12	66.7			25	100.0	17	29.4			13	38.5	26	65.4						
	1369946	Simon 'S Town	N	5	8	75.0			33	90.9			35	100.0	30	96.7			51	88.2	52	100.0	27	96.3	35	68.6		
	1366626	Sinethemba Secondary	N	2	22	77.3			120	78.3	34	82.4	273	98.2	156	67.3	106	72.6	156	60.3	238	85.3	38	89.5	44	27.3		
	1366629	Sithembele Matiso Secondary	N	3	25	48.0			63	54.0	63	57.1	130	92.3	68	75.0	36	100.0	68	41.2	99	72.7	33	21.2	32	18.8		
	1366635	Sophumelela Secondary	Y	3	48	39.6			51	86.3	49	69.4	152	100.0	103	87.4			104	87.5	45	86.7	107	59.8	101	60.4		
	1369949	South Peninsula Hs.	Y	5	20	100.0			105	100.0	45	95.6			68	100.0	31	100.0	155	100.0	83	100.0	117	93.2	95	93.7		
	1366628	Spine Road Secondary	Y	5	117	98.3			51	100.0	33	100.0	1	100.0	38	100.0			200	96.0	94	100.0	106	85.8	78	82.1		
	1369907	Springfield Convent Of The Holy Rosary	N		15	100.0									37	100.0	31	100.0	68	100.0	26	100.0	70	100.0	44	100.0		
	1369950	Steenberg Secondary	N	5	37	91.9			43	100.0	43	81.4	40	100.0	162	96.3	146	99.3	136	75.7	155	98.1	50	52.0	22	95.5		
	1366631	Strandfontein Sekondère	N	5	28	57.1			50	96.0					35	88.6	31	100.0	54	90.7	88	97.7	18	61.1	21	66.7		
	1341165	Tafelberg	N						9	100.0					6	100.0					18	100.0						
	1366632	Tafelsig Sekondère	N	4					57	87.7	24	54.2	65	100.0	50	44.0			46	73.9	136	91.2						

District Name	Centre no	Centre name	Dinaledi	Quintile	Accounting		Agricultural Sciences		Business Studies		Economics		English (FAL)		Geography		History		Life Sciences		Mathematical Literacy		Mathematics		Physical Sciences			
					Wrote	% Achieved at 30% and above	Wrote	% Achieved at 30% and above	Wrote	% Achieved at 30% and above	Wrote	% Achieved at 30% and above	Wrote	% Achieved at 30% and above	Wrote	% Achieved at 30% and above	Wrote	% Achieved at 30% and above	Wrote	% Achieved at 30% and above	Wrote	% Achieved at 30% and above	Wrote	% Achieved at 30% and above	Wrote	% Achieved at 30% and above	Wrote	% Achieved at 30% and above
					OVERBERG	1369981	The Oracle Academy	N		7	100.0			29	100.0	28	100.0			30	100.0			44	100.0	16	100.0	56
	1366634	Vuyiseka Secondary	N	2	26	53.8			29	86.2	29	55.2	125	100.0	60	61.7			96	54.2	86	87.2	39	66.7	38	42.1		
	1366637	Westridge Secondary	N	5	8	75.0			42	76.2	40	57.5	9	100.0	58	75.9	93	90.3	65	67.7	83	84.3	25	64.0	25	56.0		
	1369959	Wittebome Hs.	N	5	27	66.7			67	94.0	38	94.7			29	100.0	54	94.4	53	71.7	108	99.1	32	78.1	34	41.2		
	1366638	Woodlands Secondary	N	5	9	100.0					38	36.8	16	100.0	9	100.0	39	87.2	10	90.0	42	73.8	6	33.3				
	1369962	Wynberg Sekondêre	N	5	29	62.1									82	92.7	77	98.7	101	85.1	73	97.3	57	45.6	21	76.2		
	1369960	Wynberg Boys' Hs.	N	5	30	96.7					62	100.0			55	100.0	92	100.0	71	100.0	17	100.0	161	91.9	109	91.7		
	1369961	Wynberg Girls' Hs.	N	5	44	100.0									78	98.7	89	100.0	127	100.0	42	100.0	140	95.7	71	100.0		
	1369963	Zeekoevlei Secondary	N	5	15	53.3			43	93.0			32	100.0	26	88.5	57	91.2	44	63.6	56	87.5	12	33.3	10	40.0		
	1366636	Zisukhanyo Secondary	N	3	52	46.2			52	78.8	52	80.8	134	99.3	82	72.0	25	88.0	82	59.8	105	92.4	29	62.1	57	31.6		
	1369964	Zwaanswyk Hs.	N	5	22	63.6			33	97.0			38	100.0	25	96.0			57	61.4	53	100.0	21	95.2	17	82.4		
	1388801	Albert Myburgh Sekondêre	N	3	32	56.3			43	83.7	37	73.0	102	100.0	30	80.0	52	100.0	36	66.7	94	96.8	8	25.0	18	27.8		
	1388804	Barrydale Hs.	N	3	9	44.4			28	71.4			33	100.0	7	57.1	19	94.7	11	27.3	33	97.0						
	1388808	Bredasdorp Hs.	Y	5	9	100.0			36	100.0			72	100.0	20	100.0			36	97.2	51	100.0	37	97.3	25	96.0		
	1388885	De Rust Futura Academy	N	3			15	100.0	20	95.0			34	100.0	20	55.0			14	100.0	33	93.9	1	0.0				
	1388814	De Villiers Graaff Hs.	N	5	8	100.0			19	100.0			20	100.0	17	94.1			14	100.0	24	100.0	12	83.3	5	80.0		
	1388817	Emil Weder Sekondêre	N	3	8	87.5			55	83.6			86	100.0	55	89.1	63	90.5	46	65.2	72	93.1	14	42.9	8	100.0		
	1385537	Gansbaai Academia	N	3	12	83.3			48	79.2			74	100.0	11	90.9			20	70.0	65	100.0	9	88.9	8	62.5		
	1388821	Grabouw Hs.	N	4	6	100.0			26	100.0			18	100.0	24	83.3			15	100.0	25	100.0	5	100.0	4	100.0		
	1388822	Groenberg Sekondêre	N	4	22	95.5	48	97.9	80	81.3	23	95.7	186	100.0	59	91.5			53	84.9	155	96.1	29	82.8	19	63.2		
	1388823	Hawston Sekondêre	N	3	4	75.0			31	74.2	6	83.3	69	100.0	21	81.0	28	78.6	12	100.0	65	90.8	4	50.0	5	60.0		
	1388826	Hermanus Hs.	Y	5	31	93.5			60	100.0			69	100.0	34	100.0	23	100.0	66	98.5	105	100.0	57	96.5	37	94.6		

District Name	Centre no	Centre name	Dinaledi	Quintile	Accounting		Agricultural Sciences		Business Studies		Economics		English (FAL)		Geography		History		Life Sciences		Mathematical Literacy		Mathematics		Physical Sciences			
					Wrote	% Achieved at 30% and above	Wrote	% Achieved at 30% and above	Wrote	% Achieved at 30% and above	Wrote	% Achieved at 30% and above	Wrote	% Achieved at 30% and above	Wrote	% Achieved at 30% and above	Wrote	% Achieved at 30% and above	Wrote	% Achieved at 30% and above	Wrote	% Achieved at 30% and above	Wrote	% Achieved at 30% and above	Wrote	% Achieved at 30% and above	Wrote	% Achieved at 30% and above
OVERBERG	1388879	Northcliff House College	N					2	100.0			2	100.0	2	100.0	4	100.0	8	100.0	11	100.0	6	100.0	4	100.0			
	1388838	Olyfkrans College.	N					10	100.0			2	100.0	9	77.8					13	100.0							
	1388839	Overberg Hs	Y	5	41	97.6	16	100.0	35	100.0			80	100.0	16	100.0			36	100.0	47	100.0	59	96.6	30	100.0		
	1388841	Qhayiya Secondary	N	1	29	37.9			34	85.3	29	96.6	71	100.0	42	85.7	16	81.3	26	92.3	45	93.3	26	42.3	26	57.7		
	1388842	Riviersonderend Hs.	N	3	8	100.0			8	100.0			23	100.0			15	100.0	23	60.9	19	100.0	4	100.0				
	1388846	Swartberg Sekondêre	N	3					12	50.0			75	100.0	41	73.2	50	72.0	26	65.4	67	89.6	8	62.5	13	84.6		
	1388848	Swellendam Sekondêre	N	3	26	84.6			54	77.8	23	73.9	80	98.8	18	77.8	12	83.3	39	59.0	70	92.9	10	40.0	8	62.5		
	1388847	Swellendam Hs.	N	5	17	100.0			34	100.0			51	100.0	12	100.0			26	96.2	44	100.0	21	95.2	19	89.5		
	1388914	Umyezo Wama Apile Prim.	N	1	58	12.1			97	77.3	58	79.3	124	99.2	66	62.1	38	73.7	27	88.9	90	93.3	34	14.7	27	48.1		
	1388852	Villiersdorp Sekondêre	N	3	10	70.0			52	92.3			88	100.0	59	61.0	29	93.1	38	31.6	83	94.0	6	33.3				
WEST COAST	1375503	Augsburg Landbougimnasium	N	5	17	100.0	32	100.0	18	100.0			69	100.0					55	98.2	43	100.0	26	96.2	16	100.0		
	1375596	Cederberg Academy	N	4	4	75.0			47	89.4			48	100.0					25	56.0	45	93.3	3	0.0				
	1375505	Clanwilliam Sekondêre	N	3	9	100.0			30	96.7	49	46.9	101	99.0	71	80.3	74	100.0	52	65.4	85	97.6	16	68.8	6	66.7		
	1375506	Diazville Hs.	N	4					77	83.1	15	93.3	123	100.0	33	42.4			49	75.5	88	100.0	36	61.1	36	63.9		
	1375507	Dirkie Uys Hs.	N	5	16	100.0			20	100.0			52	100.0	15	93.3	14	100.0	21	90.5	35	100.0	17	100.0	16	93.8		
	1375508	Graafwater Hs.	N	4	20	100.0			19	100.0			46	100.0			26	100.0	17	82.4	40	100.0	6	100.0	7	85.7		
	1375509	Hopefield Hs.	N	5	11	90.9			22	100.0			50	100.0	7	100.0			26	100.0	46	100.0	20	100.0	13	100.0		
	1375510	Lutzville Hs.	N	5	21	90.5			12	100.0			44	100.0					44	93.2	33	100.0	11	100.0	8	87.5		
	1375531	Morester Privaatskool	N				1	100.0					2	100.0	1	100.0			2	100.0	2	100.0						
	1375540	Naphakade Secondary	N	1	36	33.3			45	97.8	36	80.6	117	96.6	81	30.9	55	41.8	81	28.4	100	63.0	17	17.6	17	29.4		
	1375542	Nuwerus Hs.	N	3	12	83.3			27	100.0	27	81.5	27	100.0					15	53.3	27	92.6						

District Name	Centre no	Centre name	Dinaledi	Quintile	Accounting		Agricultural Sciences		Business Studies		Economics		English (FAL)		Geography		History		Life Sciences		Mathematical Literacy		Mathematics		Physical Sciences			
					Wrote	% Achieved at 30% and above	Wrote	% Achieved at 30% and above	Wrote	% Achieved at 30% and above	Wrote	% Achieved at 30% and above	Wrote	% Achieved at 30% and above	Wrote	% Achieved at 30% and above	Wrote	% Achieved at 30% and above	Wrote	% Achieved at 30% and above	Wrote	% Achieved at 30% and above	Wrote	% Achieved at 30% and above	Wrote	% Achieved at 30% and above	Wrote	% Achieved at 30% and above
					WEST COAST	1375513	Piketberg Hs.	Y	5	16	100.0			22	100.0			56	100.0	22	95.5			23	95.7	21	100.0	39
1375515	Porterville Hs.	N	5	15		100.0			24	100.0			62	100.0	14	92.9			24	100.0	41	100.0	21	100.0	13	100.0		
1375519	Schoonspruit Sekondêre	N	4	41		80.5			147	92.5	34	91.2	254	100.0	141	86.5	41	97.6	203	60.6	196	99.5	58	65.5	18	100.0		
1375521	Steynville Sekondêre	N	4						75	81.3	23	52.2	149	100.0	75	58.7	69	97.1	95	56.8	127	93.7	23	30.4	18	55.6		
1375522	Swartland Hs.	Y	5	18		100.0	23	100.0	35	100.0	17	100.0	94	100.0	16	100.0	29	100.0	58	91.4	70	100.0	66	89.4	49	85.7		
1375523	Vanrhynsdorp Hs.	N	5	5		80.0			27	100.0			47	100.0					33	63.6	41	100.0	6	83.3	5	80.0		
1375524	Velddrif Hs.	N	5	5		80.0			11	90.9			21	100.0	16	75.0			14	57.1	17	100.0	4	100.0	3	100.0		
1375525	Vredenburg Hs.	Y	5	57		96.5			65	95.4			116	100.0	34	94.1	13	100.0	98	85.7	80	100.0	77	88.3	47	97.9		
1375527	Vredendal Sekondêre	N	3	5		100.0			50	100.0	22	68.2	111	100.0	81	81.5	61	100.0	62	46.8	94	98.9	18	33.3	4	100.0		
1375526	Vredendal Hs.	Y	5	27		100.0			21	100.0			71	100.0			10	100.0	58	96.6	35	100.0	36	100.0	29	96.6		
1375529	Wesbank Sekondêre	N	4	18		88.9			53	98.1	18	77.8	120	100.0	56	76.8	92	97.8	27	59.3	104	100.0	16	37.5	10	60.0		
1375530	Weston Sekondêre	N	4	19		100.0			157	91.7	24	45.8	227	100.0	20	85.0	68	100.0	140	47.1	163	95.1	63	58.7	53	43.4		



website
www.education.gov.za

facebook
www.facebook.com/BasicEd

twitter
www.twitter.com/dbe_sa



Department of Basic Education

222 Struben Street, Pretoria, 0001

Private Bag X895, Pretoria, 0001, South Africa

Tel: (012) 357 3000 • Fax: (012) 323 0601

Private Bag X9035, Cape Town, 8000, South Africa

Tel: (021) 486 7000 • Fax: (021) 461 8110

Hotline: 0800 202 933

ISBN: 978-1-4515-1877-7
© Department of Basic Education, 2013