

ANNUAL REPORT
2012 - 2013
PART ONE

A better South Africa * A better Africa * A better world

TABLE OF CONTENTS

PART A: GENERAL INFORMATION

6

1. DEPARTMENT GENERAL INFORMATION

2. STRATEGIC OVERVIEW
 - 2.1. Vision
 - 2.2. Mission
 - 2.3. Values
 - 2.4. Strategic outcome-orientated goals

3. LEGISLATIVE AND OTHER MANDATES
4. ORGANISATIONAL STRUCTURE
5. ENTITY REPORTING TO THE MINISTER
6. FOREWORD BY THE MINISTER
7. OVERVIEW OF THE ACCOUNTING OFFICER

PART B: PERFORMANCE INFORMATION

16

1. STATEMENT OF RESPONSIBILITY FOR PERFORMANCE INFORMATION
2. AUDITOR-GENERAL'S REPORT: PREDETERMINED OBJECTIVES
3. OVERVIEW OF DEPARTMENTAL PERFORMANCE
 - 3.1. Service delivery environment
 - 3.2. Service Delivery Improvement Plan
 - 3.3. Organisational environment
 - 3.4. Key policy developments and legislative changes

4. STRATEGIC OUTCOME-ORIENTED GOALS

5. PERFORMANCE INFORMATION BY PROGRAMME
 - 5.1. Programme 1: Administration
 - 5.2. Programme 2: International Relations and Cooperation
 - 5.3. Programme 3: Public Diplomacy and State Protocol
 - 5.4. Programme 4: International Transfers
6. SUMMARY OF FINANCIAL INFORMATION
 - 6.1. Departmental receipts
 - 6.2. Programme expenditure
 - 6.3. Transfer payments, excluding public entities
 - 6.4. Public entity

- 6.5. Conditional grants and earmarked funds paid
- 6.6. Conditional grants and earmarked funds received
- 6.7. Donor funds
- 6.8. Capital investment, maintenance and asset management plan

PART C: GOVERNANCE

82

1. INTRODUCTION
2. RISK MANAGEMENT
3. FRAUD AND CORRUPTION
4. MINIMISING CONFLICT OF INTEREST
5. CODE OF CONDUCT
6. HEALTH SAFETY AND ENVIRONMENTAL ISSUES
7. INTERNAL CONTROL UNIT

PART D: HUMAN RESOURCE MANAGEMENT

84

1. LEGISLATURE THAT GOVERNS HR MANAGEMENT
2. INTRODUCTION
3. HUMAN RESOURCE OVERSIGHT STATISTICS
 - 3.1. Personnel-related expenditure
 - 3.2. Employment and vacancies
 - 3.3. Job evaluation
 - 3.4. Employment changes
 - 3.5. Employment equity
 - 3.6. Performance rewards
 - 3.7. Foreign workers
 - 3.8. Leave utilisation
 - 3.9. HIV/AIDS and health promotion programmes
 - 3.10. Labour relations
 - 3.11. Skills development
 - 3.12. Injury on duty
 - 3.13. Utilisation of consultants


PART E: FINANCIAL INFORMATION (PART TWO)



Minister Maite Nkoana-Mashabane

**Ms Maite Nkoana-Mashabane
Minister of International Relations and Cooperation**

I have the honour of submitting the Annual Report of the
Department of International Relations and Cooperation
for the period 1 April 2012 to 31 March 2013



**Ambassador Jerry Matthews Matjila
Director-General:
Department of International Relations and Cooperation**

PART A: GENERAL INFORMATION

1. DEPARTMENT GENERAL INFORMATION

PHYSICAL ADDRESS:

460 Soutpansberg Road
Rietondale
Pretoria
0084

POSTAL ADDRESS:

Private Bag X152
Pretoria
0001

TELEPHONE NUMBER

+27 12 351 1000

FAX NUMBER:

+ 27 12 329 1000

E-MAIL ADDRESS:

info@dirco.gov.za

WEBSITE ADDRESS:

www.dirco.gov.za

2. STRATEGIC OVERVIEW

2.1 Vision

The Department of International Relations and Cooperation's (DIRCO) vision is an African continent which is prosperous, peaceful, democratic, non-racial, non-sexist and united and which contributes to a world that is just and equitable.

2.2 Mission

DIRCO is committed to promoting South Africa's national interests and values, the African Renaissance and the creation of a better world for all.

2.3 Values

DIRCO adheres to the following values:

- Patriotism
- Loyalty
- Dedication
- Ubuntu
- Equity
- Integrity
- Batho Pele.

2.4 Strategic outcome-orientated goals

Strategic outcome-oriented goal	Goal statement
To create a better South Africa and contribute to a better and safer Africa in a better world	Protect and consolidate South Africa's national interests and constitutionally entrenched values through targeted bilateral and multilateral engagements
	Contribute to continental and global development, security and human rights for all through identified processes, mediation, peace support, post-conflict reconstruction efforts of multilateral institutions, structured bilateral mechanisms and multilateral engagements
	Promote multilateralism to secure an equitable rules-based global system of governance responsive to the needs of Africa and the developing world

3. LEGISLATIVE AND OTHER MANDATES

- The Foreign States Immunities Act, 1981 (Act 87 of 1981): This Act regulates the extent of the immunity of foreign states from the jurisdiction of the courts of the Republic and provides for matters connected therewith.
- The Diplomatic Immunities and Privileges Act, 2001 (Act 37 of 2001): The Act provides for the immunities and privileges of diplomatic Missions and consular posts

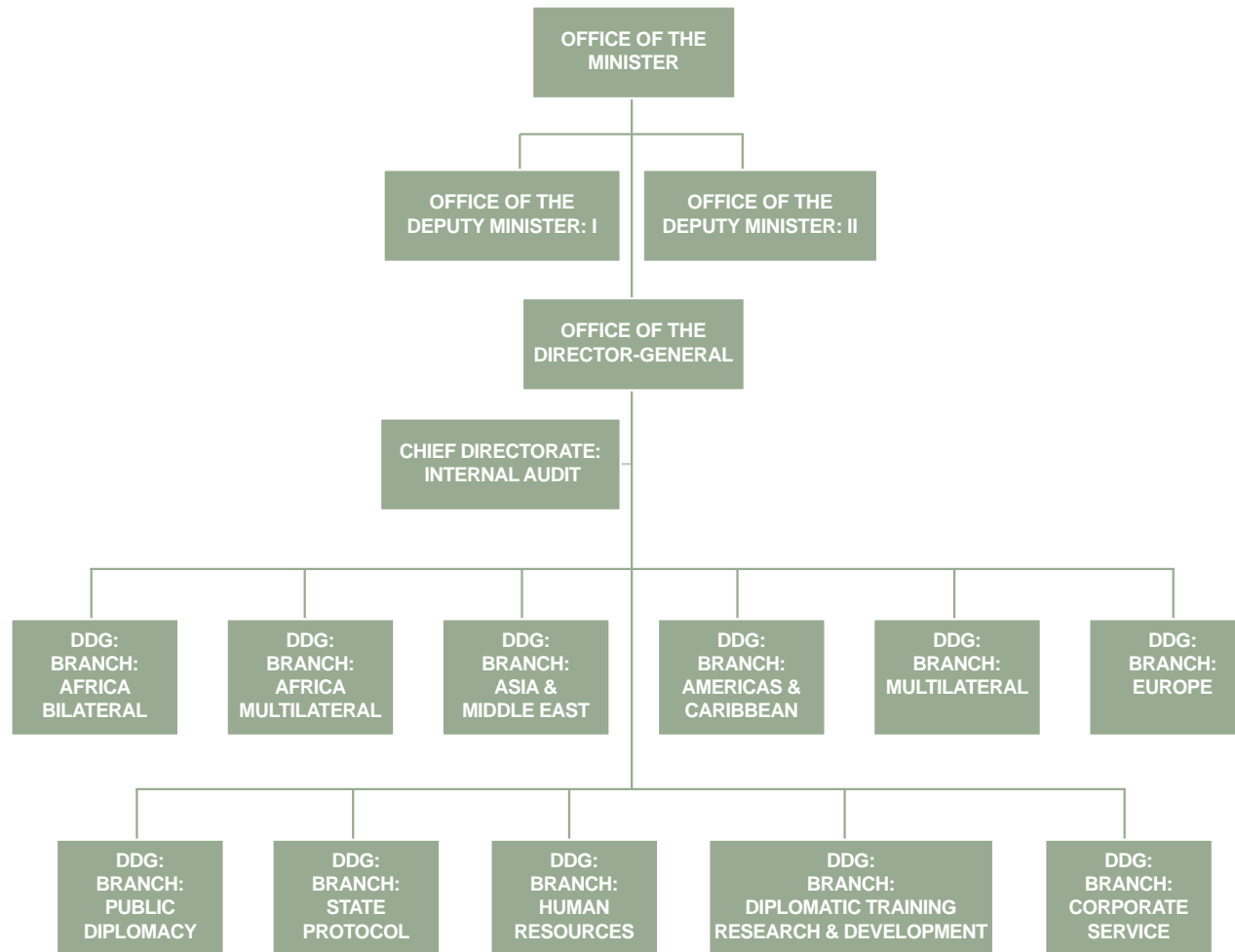
and their members, of heads of states, special envoys and certain representatives of the United Nations and its specialised agencies, and other international organisations and of certain other persons. Provision is also made for immunities and privileges pertaining to international conferences and meetings. It enacts into law certain conventions and provides for matters connected therewith.

- The African Renaissance and International Cooperation Fund Act, 2001 (Act 51 of 2001): The Act establishes an African Renaissance and International Cooperation Fund to enhance cooperation between the Republic and

other countries, in particular African countries, through the promotion of democracy, good governance, the prevention and resolution of conflict, socio-economic development and integration, humanitarian assistance and human resource development.

- International agreements (multilateral and bilateral): These include international agreements concluded by the Republic of South Africa in terms of sections 231(2) and 231(3) of the Constitution of the Republic of South Africa, 1996.

4. ORGANISATIONAL STRUCTURE



5. ENTITY REPORTING TO THE MINISTER

African Renaissance and International Cooperation Fund

The African Renaissance and International Cooperation Fund was established under the African Renaissance and International Cooperation Fund Act, 2000 (Act 51 of 2000). The fund is mandated to:

- enhance cooperation between South Africa and other countries, in particular African countries
- promote democracy and good governance

- work for the prevention and resolution of conflicts
- promote socio-economic development and integration
- provide humanitarian assistance and human resource development.

The fund's strategic goals over the medium term are to:

- continue to develop operational policy and guidelines
- continue to build capacity to deal with urgent cases requiring humanitarian and/or emergency assistance
- address concerns relating to the question of supply chain management and procurement, including:
 - maintain a database of approved service-providers

- address concerns relating to the monitoring and review of the implementation of projects, including increasing visits to projects in the countries concerned, and making more use of the department's bilateral desks for implementing projects, and the respective Missions in the monitoring and follow-up process
- support projects that contribute to South Africa's foreign policy priorities, particularly in relation to the consolidation of the African Agenda.

Name of entity	Legislative mandate	Financial relationship	Nature of operations
African Renaissance and International Cooperation Fund	African Renaissance and International Cooperation Fund Act, 2000: To enhance cooperation between the Republic and other countries, in particular African countries, through the promotion of democracy, good governance, the prevention and resolution of conflict, socio-economic development and integration, humanitarian assistance and human resource development	The fund receives its funds through the department through the following: money appropriated by Parliament for the fund; unexpended money in the previous fund; <ul style="list-style-type: none"> • money received by way of repayment of any loan made from the fund • interest received on • investment of money standing to the credit of the fund • money accruing to the fund from any • other source Payments and or disbursements are made on behalf of the fund by the department once concurrence is received from the Minister of Finance	Loans and or other financial assistance are granted subject to terms and conditions as may be agreed upon by that country and the Minister, acting in each case in consultation with the Minister of Finance

6. FOREWORD BY THE MINISTER



Maite Nkoana-Mashabane
Minister of International Relations and Cooperation

We present our *Annual Report* at the backdrop of a very interesting epoch in the history of our young, but maturing democracy. It is also during an era that marks the rise of Africa, and a year in which we celebrate the 50th anniversary of the Organisation of African Unity/African Union (AU). As for our country, it is the penultimate year before the 20th anniversary of our democratic project, and indeed

hardly a year before our next general elections in 2014. Inspired by these historical realities and our quest to emerge victorious in our mandate, this report represents a reflection of the journey we have travelled during the past year, but also focusses on our achievements over the years. It is an instrument through which we measure and assess the state of our foreign policy in the context of the progress made during the year in review.

While it gives sharp focus on what has been done, it also seeks to reflect on what more needs to be done to work effectively, and utilise resources efficiently towards advancing the mandate and responsibilities bestowed upon us by those we remain accountable to.

The strategic highlights of our foreign policy engagements for the year in review signal our commitment to the tasks at hand – this is despite the challenges we continue to face.

The world is currently going through a phase characterised by significant challenges that affect the entire human race. All over the world, people are faced by the multiplicity of global crises ranging from the decline of major economies of the North and an ecological crisis due to climate change, to rising food prices and the energy crisis. These challenges can create obstructions in the conduct of our international relations engagements. But we prevail, thanks to our tenacity never to bow down to temporary setbacks. Our sharp focus on delivering the country's foreign policy mandate was never derailed by these realities of the current global space. We continue to carry out our foreign policy obligations in the best way we know. To this very day, our foreign policy remains on course, and we continue to sharpen our focus on the goals we set ourselves to achieve during 2012/13, and indeed build up towards subsequent years. In brief, we continue to make the most of our foreign policy to navigate our present-day challenges.

Our conduct in international relations is based on a principle of mutual respect, sovereign equality and peace. The foreign policy principles guiding our international engagements find expression in the fundamental values and principles



enshrined in our Constitution. Nineteen years on, we can be proud that we have achieved most of the promises we made when we took the reins of government in 1994. Subsequent African National Congress-led administrations gave a sharp focus on what continued to inspire our foreign policy principles, among which is our respect for human rights and dignity, equality and freedom, non-racialism, non-sexism, democracy and the upholding of the rule of law.

We have established our foreign policy as a projection of our domestic priorities and continue to sharpen our focus in promoting our national interests through our foreign engagements. We have reorientated our approach to foreign relations to prioritise Africa, placing the continent at the centre of our foreign policy. Our commitment to the continent is demonstrated by our continued promotion of the African Agenda, including working towards greater regional integration.

Through our Southern African Development Community (SADC) membership, we have succeeded in enhancing regional integration. Regional and continental integration is the foundation for Africa's socio-economic development and political unity. In this regard, we sought to deepen the continental integration process and infrastructure development, which lay the foundation for intra-Africa trade.

We have invested diplomatically in Pan-African efforts to energise Africa's renewal through the African Renaissance. The AU is central to the African Renaissance.

Today, the attention that our leaders are giving to infrastructure connectivity is unprecedented. The New Partnership for Africa's Development (NEPAD) Heads of State and Government Orientation Committee met in Kampala in July 2010 and adopted the Presidential Infrastructure Championing Initiative (PICI). We are

honoured that President Jacob Zuma was bestowed with the responsibility to Chair a Committee of eight NEPAD Heads of State, whose primary responsibility is to ensure forward movement of critical projects. In this regard, the President also champions the North-South Road and Rail Development Corridor. In these and other developmental initiatives, such as the negotiations underway to form a Tripartite Free Trade Area combining the Common Market of Eastern and Southern Africa, the East African Community and SADC, our role has been and continues to be key in the advancement and unlocking of Africa's economic capabilities.

We attach great importance to South-South cooperation through our membership of India, Brazil, South Africa (IBSA); Brazil, Russia, India, China and South Africa (BRICS); and the Non-Aligned Movement (NAM). Our sharp focus on strengthening South-South cooperation is motivated by the changing patterns of global economic power as well as shared principles regarding inclusive global governance. South Africa hosted the Fifth BRICS Summit on 27 March 2013 under the theme: "BRICS and Africa: Partnership for Development, Integration and Industrialisation". President Zuma also hosted a post-Summit BRICS Leaders-African Dialogue Forum Retreat, which was attended by the AU Chairperson, and other eminent African leaders representing the AU's regional economic communities and the PICI. Important outcomes of the summit included the overwhelming support articulated by BRICS leaders for the AU's infrastructure development programmes, the decision of BRICS leaders to launch the new Development Bank as well as the launch of two new structures, i.e. the BRICS Business Council and the BRICS Think-Tanks Council.

North-South dialogue remains an integral part of our mandate. We continue to strengthen relations with our traditional partners of the North. Our partnership with these countries is based on mutual respect and cooperation.

On global governance, we have been fully committed to actively participate in the United Nations (UN), specifically with the aim of ensuring that the UN's mandate is not usurped by less representative international bodies; and by ensuring that the UN is responsive to the needs of its membership, not only the narrow interests of a few states. The successful completion of our second term as a non-permanent member of the UN Security Council (UNSC) that ended in December 2012 strengthened our role in the international community. We worked tirelessly to promote and achieve international peace and security, especially on our continent. We also picked up where we left off in our 2008 UNSC tenure and successfully formalised consultations between the UN and AU on matters of peace and security on our continent. Throughout our term, we executed our mandate independently – not bowing to outside pressure – and with integrity by upholding and defending the principles and purposes of the UN Charter. We still hold a view that there is an urgent need for the reform of the council. Continued failure to do so will affect the UNSC's legitimacy, undermining the entire system of global security. The council cannot continue in its unrepresentative form. It will not be in our best interest to celebrate the 70th anniversary of the UN in 2015 with an unreformed Security Council. We hope that our election to the Economic and Social Council, which is the principal coordinating body for economic and social matters within the UN system, will provide the necessary space for us to contribute to dialogue around critical issues related to the reform of the UN.

This *Annual Report* chronicles our effort in implementing Outcome 11 of *Creating a Better South Africa and Contributing to a Better and Safer Africa in a Better World*. It tells the story of our successes and challenges requiring further attention. It is a window into our foreign policy that is making inroads into every sphere of international relations for a better South Africa in a better Africa and the world.

7. OVERVIEW OF THE ACCOUNTING OFFICER



Ambassador JM Matjila
Director-General of the Department of International Relations and Cooperation

It is once again a great honour and privilege to present the *Annual Report 2012/13* of the Department of International Relations and Cooperation (DIRCO), the third such report since I have taken over the position of Director-General.

Parliament has always been an important partner for this department in the conduct of South Africa's foreign policy, in addition to its constitutionally mandated oversight role over

DIRCO. In the year under review, the department endeavoured to keep the Portfolio Committee on International Relations and Cooperation and the Select Committee on Trade and International Relations informed of the major political and economic trends and developments in the international system and highly valued the open, frank and useful exchanges with members of the two committees.

As we approach the 20th anniversary of the advent of democracy in South Africa, it is appropriate to remind us of the broad foreign policy objectives that were set out by the first democratically elected Government in 1994:

- transform the foreign, defence and intelligence organisations and functionaries, including appropriately

training and equipping South Africa's diplomats to promote the country's international relations, peace and security priorities

- ensure South Africa's acceptance into the community of nations and establish relations with other countries
- prioritise commitment to the interests and development of Africa
- promote international peace, security and stability (including international crime prevention and management)
- promote international respect for human rights and democracy
- promote South-South cooperation and the transformation of North-South relations
- reform and strengthen the multilateral rules-based political, economic, security and environmental organisations in order to advance the interests of developing countries



- expand and diversify trade relations, and attract foreign direct investment
- promote and deepen international cooperation in science and technology
- image, brand and market South Africa.

DIRCO's *Annual Report 2012/13* underscores the fact that the department has been committed to these broad objectives over the years. These broad objectives also found expression in the *Delivery Agreement for Outcome 11 (2009 – 2014)*, entitled *Creating a Better South Africa, and Contributing to a Better and Safer Africa in a Better World*.

The *Annual Report* can at best only reflect the highlights of the myriad of diplomatic activities conducted by Head Office and the 125 Missions abroad. Currently, South Africa's diplomatic reach extends to the furthest corners of the globe and it is indeed the South African organisation with the most extensive global representation. This, however, places an inordinate responsibility on the department to advance the overall interests of South Africa, a fact that we are fully cognisant of.

South Africa's foreign policy remained predisposed towards Africa and South-South cooperation. For South Africa, the highpoint was the election of Dr Nkosazana Dlamini Zuma as the first woman and the first candidate from the southern Africa region to the key post of Chairperson of the African Union (AU) Commission. In addition, South Africa was proud to host the Global African Diaspora Summit on 25 May 2012, achieving the main objective of creating a sustainable partnership between African states and the African Diaspora through a Joint Programme of Action.

The department also continued to provide support to President Jacob Zuma as the Chair of the AU/New Partnership for Africa's Development (NEPAD), Presidential Infrastructure Championing Initiative (PICI) and as the

Champion of the North-South Corridor Road and Rail Project. In fact, DIRCO coordinated the Inter-Stakeholder Steering Committee and Working Group set up to support the President, comprising The Presidency, the Department of Trade and Industry, the Development Bank of Southern Africa and other national stakeholders.

South Africa continued to participate in the AU and the United Nations (UN) peace missions on the continent. This involved peacekeeping deployments to the Democratic Republic of Congo (MONUSCO), the Sudan (UNAMID), and South-Sudan (UNMISS), as well as to the Central African Republic (CAR) in line with the AU decision to bring stability to CAR after successive crises over the last 20 years. South Africa will remain committed to this role on the African continent, notwithstanding the sad loss of life of South African soldiers in that country.

South Africa, as Chair of the Southern African Development Community (SADC) Organ on Politics, Defence and Policy Coordination (August 2011 to August 2012), reaffirmed its commitment to advancing conflict resolution and regional security within the Organ Troika System. Pursuant to this commitment, South Africa continued with the Malagasy Mediation Process in accordance with the SADC Road Map and also remained engaged with the facilitation of the full implementation of the Global Political Agreement in Zimbabwe. South Africa also contributed financial and human resources to SADC and AU election observer missions in the Kingdom of Lesotho, Guinea Conakry, Kenya and Zimbabwe.

South-South cooperation was further deepened with President Zuma's successful hosting of the Fifth BRICS Summit on 27 March 2013 under the theme: "BRICS and Africa: Partnership for Development, Integration and Industrialisation". This coincided with the 50th anniversary celebrations of the Organisation of African Unity/AU. President Zuma hosted the BRICS Leaders-African Dialogue Forum Retreat, which was attended by

African leaders representing the eight regional economic communities as well as the NEPAD PICI. The outcomes of the Fifth BRICS Summit were:

- agreement on the establishment of a new Development Bank
- support of the BRICS leaders for Africa's Development Programme, particularly, infrastructure
- establishment of the BRICS Business Council and a BRICS Think-Tanks Council.

It can also be mentioned that South Africa assumed the Chairpersonship of the Forum for China-Africa Cooperation (FOCAC) in July 2012.

South Africa continued to build on its proud record of achievement in global multilateral organisations such as the UN, Bretton Woods Institutions and the G20. South Africa's return to the UN Security Council (UNSC) for the period 2011 to 2012 was historic as it coincided with the presence of key developing and developed countries that are contenders for permanent membership of a reformed Security Council. South Africa utilised its tenure on the UNSC to forge greater strategic coordination between the UNSC and the AU Peace and Security Council in addressing the challenges of peace and security on the continent.

South Africa held the Presidency of the Conference of the Parties to the UN Framework Convention on Climate Change (UNFCCC) and the Conference of the Parties serving as the Meeting of the Parties to the Kyoto Protocol until the opening of the Doha Climate Change Conference in November 2012. After the successful conclusion of COP17/CMP7 in Durban in December 2011, DIRCO focussed on ensuring the launch of the Durban Platform for Enhanced Action within the formal UNFCCC process as well as hosting an informal Ministerial Meeting to build consensus on the agenda and work plan for the Ad Hoc

Working Group on the Durban Platform for Enhanced Action.

South Africa was also elected as a member of the Economic and Social Council for the period 2013 to 2015, the focus of which will be on the post-2015 UN Development Agenda.

Human rights remained a key priority for South Africa's foreign policy. The department continued to play an active role in the Human Rights Council on issues such as the elimination of racism and discrimination against sexual orientation and religion; advancing former President Nelson Mandela's values of reconciliation, peace, freedom and racial equality; advancing the cause of gender equality and the empowerment of women; and social development.

A number of countries were also assisted by South Africa to deal with human disasters such as the Comoros, Rwanda, Democratic People's Republic of Korea, Mozambique and Seychelles.

The scope and depth of South Africa's bilateral relations are reflected by the fact that the department's Protocol Services assisted with nearly 200 state and official events occasioned by incoming and outgoing visits involving heads of state and government, deputy presidents and prime ministers, as well as foreign ministers. South Africa currently has 83 formal structured bilateral mechanisms taking the form of bi-national commissions, joint cooperation councils, joint ministerial councils, etc. During the period under review, the department held 26 structured bilateral mechanisms. The focus of all these visits was to advance South Africa's national priorities, in particular South Africa's economic priorities.

The Diplomatic Academy's mandate and functions grew commensurate with South Africa's growing international obligations and in the period under review trained 1 848 officials through 173 training programmes, as well as 66 Protocol courses. The International School acted in

concert with South Africa's foreign policy by imparting knowledge and skills on Post-Conflict Reconstruction and Development, Regional Integration and Diplomatic Training to officials from African countries.

Public Diplomacy, Legal Services and Consular Service continued to provide indispensable quality support to our foreign policy. The Department's Public Diplomacy Branch aimed to keep the South African public informed of South Africa's foreign policy positions through numerous media briefings, the issuance of 373 media statements, as well as the active use of social media, publications and cooperating closely with Brand South Africa.

The Office of the Chief State Law Adviser: International Law provided more than 1 000 legal opinions and Consular Service rendered support to more than 700 South Africans abroad and legalised nearly 30 000 public documents.

A determined effort was made to reduce the department's vacancy rate, filling nearly 140 posts. The department operated during the year under review in a very unpredictable and insecure global environment caused in part by the severe global economic downturn. Consequently, this also had a negative impact on the department's operational budget as the South Africa's Government's budget came under pressure, this at a time of greater international demands and obligations.

During the financial year under consideration, it was clear that DIRCO's information and communications (ICT) policies and infrastructure no longer met the modern communications requirements of the department and was in serious need of modernisation.

The department also completed the second round of assessments against the benchmarking of good management practices as outlined in the Management Assessment Tool (MPAT), issued by the Department of Performance Monitoring in The Presidency. Although the

MPAT Scorecard highlighted the fact that the department in the areas of Strategic Management, Governance, Human Resource Management and Financial Management, performed higher than the average of national departments, the scores nevertheless also highlighted areas for improvement such as Governance and Accountability and Human Resource Management.

Asset management remains a challenging task for the department, which has to deal with about 270 000 pieces of assets spread over 125 Missions. To improve the management of assets, branches, business units and management committees in Missions are now for the first time involved in ensuring the accuracy of asset verification.

The department continues to examine the appropriate fit between its strategic priorities and organisational structure to render the latter more streamlined, cost-effective and responsive to changing needs, both domestically and internationally. DIRCO, in conjunction with the Department of Public Service and Administration, is implementing the findings of the Organisational Functional Assessment, which was conducted towards the end of the financial year under review. The Branch: Africa Multilateral was already strengthened to advance more effectively the African Agenda.

The department will continue to allocate a substantial portion of its resources to the Diplomatic Academy, as a well-trained and skilled foreign service is a *sine qua non* for the successful conduct of foreign policy. Continued attention will be given to the skilling of diplomats in the tools of economic diplomacy.

Analysis of global trends and their drivers will continue to inform strategic policy formulation and to mitigate risks. Issues such as gender equality, youth development and people with disability will continue to receive priority attention commensurate with government policies. The upgrading

of the ICT infrastructure will enjoy priority as well as the training of ICT officials. Close scrutiny of the management of assets will continue to ensure full compliance with all prescripts. A determined effort will be made to ensure the payment of suppliers within the prescribed 30 days as well as to fill vacant posts in the department within the regulated four months. The department will continue with the acquisition of strategic properties abroad within its financial means.

It is our intention to present a Foreign Service Bill to Parliament during 2014 to give due recognition to the reality that the department conducts its affairs and operations in a global environment far removed from the local context that governs the Public Service in general. It is also foreseen that the South African Development Partnership Agency will be operational during the course of the financial year with a transition arrangement to serve as the secretariat of the African Renaissance Fund and the Advisory Board.

In conclusion, I would like to express my sincere appreciation to Minister Maite Nkoana-Mashabane, and Deputy Ministers Ebrahim Ebrahim and Marius Fransman for their invaluable leadership and guidance. The professional and effective functioning of the department would not have been possible without their tireless commitment to advancing South Africa's interests. My deep gratitude is also extended to the officials in my department who often worked long hours and unselfishly behind the scenes to ensure the safeguarding and advancement of South Africa's interests.

Head Office
The Department of International Relations and Cooperation

PART B: PERFORMANCE INFORMATION

1. ACCOUNTING OFFICER'S STATEMENT OF RESPONSIBILITY

Statement of Responsibility for the annual financial statements for the year ended 31 March 2013

The Accounting Officer is responsible for the preparation of the department's annual financial statements and for the judgements made in this information.

The Accounting Officer is responsible for establishing, and implementing a system of internal control designed to provide reasonable assurance as to the integrity and reliability of the annual financial statements.

In my opinion, the financial statements fairly reflect the operations of the department for the financial year ended 31 March 2013.

The external auditors are engaged to express an independent opinion on the annual financial statements of the department.

The Department of International Relations and Cooperation's annual financial statements for the year ended 31 March 2013 have been examined by the external auditors.

The annual financial statements of the department set out on page 14 to page 110 (Part two the document) have been approved.

2. AUDITOR-GENERAL'S REPORT: PREDETERMINED OBJECTIVES

The Auditor-General (AG) of South Africa currently performs the necessary audit procedures on the performance information to provide reasonable assurance in the form of an audit conclusion. The audit conclusion on the performance against predetermined objectives is included in the report to management, with material findings being reported under the *Predetermined objectives* heading in the *Report on other legal and regulatory requirements* section of the auditor's report.

Refer to page 10 of the Report of the AG, published as Part E: Financial Information.

3. OVERVIEW OF DEPARTMENTAL PERFORMANCE

3.1 Service delivery environment

South African foreign policy and diplomacy had to respond to global drivers and trends that influenced both the international system and the pursuit of South Africa's domestic priorities. The global economic environment was characterised by continued slow growth and recession in most of Europe and a relative slowdown in the growth of major emerging economic powers. However, the United States economy continued to show signs of more consistent recovery and an improved fiscal outlook. This challenging global environment resulted in South Africa prioritising its economic diplomacy initiatives in its various high-level political engagements and through its network of 125 Missions.

The rise of new economic powers continued to shift the balance of the global distribution of power, resulting in the formation of new economic and political groupings. These new powers and groups continued to challenge the established political order and place pressure on international organisations to reflect new political and economic realities. The growth of the South African economy and the African economy continued to be linked to these emerging economic powers.

South Africa benefitted politically and economically from these shifts, especially through membership of formations such as Brazil, Russia, India, China and South Africa (BRICS) and India, Brazil, South Africa (IBSA). During the period under review, South Africa hosted the Fifth BRICS Summit on 27 March 2013 in Durban, eThekweni, KwaZulu-Natal under the theme: "BRICS and Africa: Partnership for Development, Integration and Industrialisation". The summit resulted in significant progress regarding cooperation in the support of infrastructure development and the establishment of a new Development Bank to assist with the financing of infrastructure and development projects.

In recent decades, the incidence of inter-state conflict has decreased. However, due to disruptions in economic activity and political instability, intra-state conflict continues to frustrate sustainable development. South Africa's diplomacy has had to respond a number of challenging global and regional security challenges during South Africa's return to the United Nations Security Council (UNSC) for the 2011 – 2012 term. A highlight of South Africa's term was its Presidency of the UNSC in January 2012. Building on the success of the country's first term in the council (2007 – 2008) in promoting closer cooperation between the UNSC and the

African Union Peace and Security Council (AUPSC), South Africa promoted the view that greater strategic coordination between the UNSC and the AUPSC would enhance the effectiveness of the Security Council in addressing challenges to peace and security on the continent.

South Africa also had to contend with regional security challenges and during the January 2013 AU Summit, special attention was paid to the ongoing post-secession discussions between the Sudan and South Sudan, and the

conflicts in Mali, Guinea-Bissau and the Central African Republic, among others.

Furthermore, South Africa continued to support African development efforts and initiatives such as hosting the inaugural Global African Diaspora Summit on 25 May 2012, with the objective of creating a sustainable partnership between African states and the African Diaspora for the development of the continent.

3.2 Service Delivery Improvement Plan (SDIP)

The department has completed the SDIP. The tables below highlight the service delivery plan and the achievements to date.

TABLE 1.1: Main services provided and standards

Main services	Actual customers	Potential customers	Standard of service	Actual achievement against standards
To provide legalisation services	South African citizens, foreign nationals requiring South African public documents to be legalised for use abroad	South African citizens abroad	Justices of the Peace and Commissioner of Oaths Act, 1963 (Act 16 of 1963) Rule 63 of the High Court The Hague Convention of 5 October 1961 Abolishing the Requirement of Legalisation for Foreign Public Documents (Apostille Convention)	29 297 documents legalised according to the service standards in the Service Delivery Charter. The service is demand-driven and demand decreases. All documents were legalised within specified timeframes as stipulated in the Service Delivery Charter
To provide and communicate South Africa's foreign policy advice and positions	Ministry, DIRCO, other government departments, multilateral institutions (UN, Commonwealth, BRICS, AU, SADC and G20), South African public, civil-society organisations, media houses, diplomatic community, Portfolio Committee on International Relations	Ministry, media houses, DIRCO, South African public, multilateral institutions, and other government departments	RSA Constitution, 1996 Promotion of Access to Information Act, 2000 (Act 2 of 2000) Minimum Information Security Standards Communication 2000 (<i>COMTASK Report</i>)	373 media statements were issued 51 speeches were written for the principals Thirty public participation programmes (PPPs) were conducted

TABLE 1.2: Consultation arrangements with customers

Type of arrangement	Actual customers	Potential customers	Actual achievements
<p>Telephonic enquiries</p> <p>Written enquiries via e-mail, fax or letters</p> <p>Visits by clients to the Legalisation Section</p> <p>Public Diplomacy to provide a screen to promote DIRCO and the services it provides</p>	<p>South African citizens, foreign nationals requiring South African public documents to be legalised for use abroad</p>	<p>South African citizens abroad</p>	<p>Suggestion form and box implemented at the Legalisation reception and is available on the departmental website. Feedback monitored and responses provided to customers</p> <p>Consular Awareness Campaign strategy drafted</p>
<p>One-on-one sessions, telephonic enquiries, office visits, correspondences, public outreach programmes, media briefings, public lectures, PPPs, workshops, roundtable discussions, Ministerial Dinner for Diplomatic Community, Facebook and Twitter</p>	<p>Ministry, DIRCO, other government departments, multilateral institutions (UN, Commonwealth, BRICS, AU, SADC and G20), South African public, civil-society organisations, media houses, diplomatic community, Portfolio Committee on International Relations</p>	<p>Ministry, media houses, DIRCO, South African public, multilateral institutions, and other government departments</p>	<p>Nine PPPs (outreach)</p> <p>40 media briefings</p> <p>Monthly radio slots</p> <p>Approved DIRCO/Ubuntu radio station and currently channelled through the procurement processes</p> <p>A fully functional Service Delivery Improvement Forum meets quarterly to address departmental service delivery matters and is represented by all branches</p>



TABLE 1.3: Service delivery access strategy

Access Strategy	Actual achievements
<p><u>LEGALISATION SERVICES</u></p> <p>Physical Address: Ground Floor, OR Tambo Building, 460 Soutpansberg Road, Rietondale, Pretoria, 0084</p> <p>Postal Address: Department of International Relations and Cooperation, Private Bag X152 Pretoria, 0001</p> <p>Legalisation Section is open to the public on weekdays from 08h30 to 12h30 (except public holidays)</p> <p>Telephone: 012 351 1726/ x1231 / x0595/ x1490 / x1268 / x1269 / x0033 or x1232 (Supervisor)</p> <p>Fax: 012 329 1018</p> <p>Website: <i>www.dirco.gov.za</i></p> <p>Officials' e-mails published on DIRCO's website</p> <p>Dedicated general enquiries e-mail address published on the departmental website: <i>legalisation@dirco.gov.za</i></p>	<p>Operating hours are clearly displayed on the glass doors at the Legalisation Section</p> <p>Lollipop stands placed at reception to assist with queuing as the size of the reception cannot provide electronic queue system</p> <p>Temporary closure periods during holidays (e.g. Christmas and New Year's Eve) are communicated by notices placed at the Legalisation Reception and DIRCO's Security main entrance gate</p> <p>All departmental officials wear name tags</p>
<p><u>PUBLIC DIPLOMACY SERVICES</u></p> <p>Physical Address: 3rd Floor, North West Wing, OR Tambo Building, 460 Soutpansberg Road, Rietondale, Pretoria, 0084</p> <p>Postal Address: Department of International Relations and Cooperation, Private Bag X152, Pretoria, 0001</p> <p>Offices are open on workdays from 08h00 to 16h30</p> <p>There is a 24-hour Operations Centre</p> <p>Telephone: 012 351 1000</p> <p>Fax: 012 329 1000</p> <p>Website: <i>www.dirco.gov.za</i></p> <p>Officials' e-mails published on DIRCO's website</p> <p>Dedicated emergency telephone number: 012 329 2079</p> <p>South African embassies abroad</p>	<p>Departmental publications/brochures and pamphlets placed in reception area (<i>Diplomat</i> and <i>Ubuntu</i>)</p> <p>All departmental officials wear name tags</p>

TABLE 1.4: Service information tool

Types of information tool	Actual achievements
<p>DIRCO and GCIS websites, telephone and e-mail enquiries, information sheets</p> <p>Legalisation services may be applied for via the following means: In person at DIRCO, by courier, registered mail/fast mail, via the South African High Commission, Embassy or Consulate-General abroad</p> <p>Documents that are legalised are not only limited to documents pertaining to vital statistics (birth, marriage and death certificates). Further documents for legalisation include: police clearance certificates, educational certificates, qualification certificates, medical certificates as well as export documents</p> <p>Clients with incorrect documents are directed to the relevant department/institution to obtain the relevant documents and procedures (information sheet available to customers)</p>	<p>Updated specimen signatures of officials in the Chief Directorate to all foreign Missions in South Africa</p> <p>The specimen also includes information regarding documents that may be legalised by the Legalisation Section</p> <p>Answering service implemented to provide instant information regarding general legalisation enquiries</p> <p>Reviewed all information sheets and made available to the public to ensure it is accurate and contact details of relevant departments/institutions are up to date</p> <p>Displayed at the Legalisation Section are brochures and pamphlets containing relevant information and services offered by DIRCO</p> <p>Documents are ISO9001 certified to ensure customers are not provided with outdated information</p>
<p>Website: <i>www.dirco.gov.za</i></p> <p>Media briefings and statements, electronic and written information, radio broadcasting (public broadcaster, community radio stations and commercial radio stations)</p> <p>Operation Centre compiles and distributes media monitoring reports two-hourly on daily basis</p> <p>Monthly distribution of the Magazine viz Diplomat</p> <p><i>Annual Report</i> is distributed annually to customers</p> <p>Televisions in the reception area and canteen to promote South Africa's foreign policy</p>	<p>Publications (editorial, layout and distribution services): Mission packs (128) Statutory publications published (four)</p> <ul style="list-style-type: none"> • <i>Annual Report</i> • <i>ARF Annual Report</i> • <i>Strategic Plan</i> • <i>Annual Performance Plan</i> <p>Internal newsletters were published (12) Editions of <i>the Diplomat</i> (12) External publication <i>Ubuntu</i> (two) Ad-hoc special publications published (three)</p> <ul style="list-style-type: none"> • ROSA pamphlet • Jonny Makhatini Book • BRICS pamphlets, benefits booklets and magazine <p>Daily update of statements/speeches and handling of all web enquiries</p> <p>Development and updating of the African Diaspora website and BRICS website</p> <p>Televisions in the reception area and canteen to promote South Africa's foreign policy</p>



TABLE 1.5: Complaints mechanism

Complaints mechanism	Actual achievements
<p>A formal complaints resolution process has been established with ISO9001 requirements.</p> <p>Walk-in customers can also provide feedback on the “Actuals Process slip”</p> <p>The information received is captured on the “Daily Register”. In case of feedback received on poor performance from an official, it is addressed by the relevant official in a written report and submitted to the supervisor and consular management to analyse and intervene within one week</p>	<p>The service beneficiary can contact the Chief Directorate: Consular Services at e-mail address: <i>consular@dirco.gov.za</i></p>
<p>Opinion pieces and media statements are written to the media as a form of redress</p> <p>Intensify the use of opinion pieces in mainstream printed media or open communication</p> <p>Suggestion boxes by June 2012</p>	<p>Opinion pieces published to intensify open communication (11)</p> <p>There is a service delivery dedicated e-mail address: <i>servicedelivery@dirco.gov.za</i></p> <p>Introduced suggestion boxes by June 2012</p>

3.4 Organisational environment

The Chief Financial Officer (CFO) of the department resigned on 31 January 2013. An acting CFO was subsequently appointed to ensure continuity in the department.

In an effort to reposition the department to continue deliver on its mandate, DIRCO has collaborated with the Department of Public Service and Administration to embark on an

Organisational Functionality Assessment process, which will inform the review of the departmental organisational structure and other related processes. The review process will ensure the alignment of the organisational structure with the relevant Public Service prescripts as well to position the department to be able to effectively perform its dual mandate of both domestic and foreign dimensions. During the reporting period, the department received an unqualified audit opinion with other matters as reported by the AG.

3.5 Key policy developments and legislative changes

There are no major changes to relevant policies or legislation that may have affected the department's operations during the period under review or future financial periods.

4. STRATEGIC OUTCOME-ORIENTED GOALS

Strategic outcome-oriented goal	Goal statement	Progress
To create a better South Africa and contribute to a better and safer Africa in a better world	Protect and consolidate South Africa's national interests and constitutionally entrenched values through targeted bilateral and multilateral engagements	Advanced South Africa's national interest and positions of the South at 123 bilateral engagements and during participation in structures and processes of bodies such as the AU, SADC and UN
	Contribute to continental and global development, security and human rights for all through identified processes, mediation, peace support, post-conflict reconstruction efforts of multilateral institutions, structured bilateral mechanisms and multilateral engagements	Utilised South Africa's membership of identified formations, such as BRICS, IBSA, G20 and others, contributing to South Africa and Africa's development
	Promote multilateralism to secure an equitable rules-based global system of governance responsive to the needs of Africa and the developing world	South Africa continued to prioritise the promotion of a reformed and equitable rules-based global system during its tenure as a non-permanent member of the UNSC

5. PERFORMANCE INFORMATION BY PROGRAMME

5.1. PROGRAMME 1: ADMINISTRATION

PURPOSE: Develop overall policy and manage the Department of International Relations and Cooperation (DIRCO).

The delivery of Programme 1 is implemented through the following subprogrammes: The Offices of the Minister and Deputy Ministers; The Office of the Director-General; Internal Audit; Special Programmes; Corporate Services; Human Resources; and Diplomatic Training, Research and Development; and Foreign and Domestic Properties Management.

Programme 1 delivers on the following strategic objective:

- An efficient, effective, economical and fully capacitated department.

CORPORATE SERVICES

Strategic allocation of resources

The budget process of the department continued to be an inclusive process. Inputs that were aligned to the strategic priorities of the department were submitted to National Treasury as per guidelines.

In terms of budget monitoring for Missions abroad and Head Office, the department has been reporting the expenditure against the budget on a monthly basis at management meetings. Furthermore, the Accounting Officer has complied with providing monthly expenditure reports to National Treasury.

The mid-term budget reviews with Missions and Head Office continued to serve as a mechanism of ensuring that departmental business units operate within budgetary confines. This mechanism also ensured that sound financial management principles were adhered to and that spending complied with the provisions of the Public

Finance Management Act (PFMA), 1999 (Act 1 of 1999) requirements. The department continued to manage its cash flow in compliance with the PFMA, 1999 and National Treasury requirements.

The South African Reserve Bank (SARB) was used to transfer funds to South African diplomatic Missions in the Americas and Europe, while Africa, Asia and Middle East regions were serviced through appointed commercial banks.

Annual financial statements

The department prepared and submitted the 2012/13 interim financial statements, as well as the 2012/13 annual financial statements as per National Treasury guidelines.

During the financial year under review, the department's strategic focus, among others, was on the development and implementation of the Audit Plan to address the audit observations raised by both the Auditor-General (AG) and Internal Audit (IA).

Receivables and payables

The department continued to render agency services to partner departments stationed abroad and including official delegations travelling abroad. These services included, among others, the payment of expenditure on behalf of other departments' officials as well as revenue collection for the Department of Home Affairs (DHA) (civic and immigration services). Revenue collected on behalf of the DHA was transferred to the DHA on a regular basis as per the agreement between the two departments. However, the servicing of this account remains a challenge with regard to the repatriation of cash in some of the countries of accreditation. Engagement between the two departments is ongoing, which seek to find a lasting solution in addressing previous years' balance.

The department signed Memoranda of Understanding (MoUs) with partner departments that have permanent representation abroad. However, the department continued to engage other departments with regard to the signing of the MoUs. During the year under review, the department continued with the implementation of the MoUs, which provided for advance payments that were received in accordance with the signed MoUs, which enhances the ability of the department to manage the cashflow effectively.

Procurement of goods and services

During the year under review, the department continued to prioritise the supply chain procurement process. Areas of focus included efforts to achieve compliance with regard to payment to suppliers within a 30-day period, improving the database for the management of suppliers and enhancing procurement and tracking systems.

The department made significant progress in the management of assets, particularly addressing deficiencies that were noted in previous audits. Measures implemented included the decentralisation of the management of assets

to branches and business units and involving management structures in Missions in the verification of assets.

Management of the department's property portfolio

The department's property portfolio is divided into two areas: the international property portfolio and the local property portfolio. With regard to the local property portfolio, the department continued to manage its Head Office, the OR Tambo Building, in accordance with the Public-Private Partnership (PPP) as well as protocol lounges and diplomatic guesthouses. Special attention was given to managing the relationship with and the performance of the private party, as well as to the administrative aspects of the PPP Agreement.

With regard to the international property portfolio, the department acquired the free-hold rights for the Official Residence of the Minister Plenipotentiary in London. The project for the refurbishment of the Chancery in Washington continued while the renovation of the Official Residence in Tokyo commenced. Both projects are planned to be finalised in the 2013/14 financial year. Progress was made with the procurement of contracting services for the construction projects for Dar es Salaam and Lilongwe. Construction work is planned to commence in the 2013/14 financial year.

In addition, the department managed the rented property portfolio consisting of more than 700 properties and more than 250 properties for partner departments. The properties being rented comprised chanceries, official residences and staff housing.

Provision on Information and Communications Technology (ICT) and Internet Solution (IS)

ICT continued to monitor the performance of the global network of 125 Missions abroad, including the five hub

centres. The department continued to deal with challenges of network connectivity due to outages experienced as a result of intermittent power failures in various regions, resulting in additional maintenance requirements and costs. ICT, in its efforts to improve service delivery and reduce costs, embarked on a programme to migrate satellite services to terrestrial links at Missions. By the end of the financial year, five Missions were migrated to terrestrial links and Head Office's Internet was migrated from an Automated Teller Machine (ATM) link to 1Gig fibre for the purpose of improving connectivity.

PROVISION OF CONSULAR AND CIVIC SERVICES

Continued global tensions, threats of terrorist attacks and occurrence of natural disasters worldwide re-emphasised the importance of having a dynamic Consular Service to allow for rapid and coordinated responses to situations affecting the safety, security and well-being of South Africans abroad. The department continued to render consular assistance to South African citizens travelling, working, studying and living abroad who required consular assistance during situations of distress. Assistance rendered to South African nationals and their families arose from incidents such as piracy and kidnappings in Somalia and Mali, as well as arrests and imprisonment abroad.

Following efforts by the department, the next of kin and international partners, the Somali hostage case was successfully resolved with the release of the two hostages.

The challenge of the arrest and incarceration of South African citizens abroad, mainly for drug-related activities, persisted with additional arrests involving new destinations. By 31 March 2013, there were 969 reported South African nationals in prisons abroad.

The legalisation of public documents for use abroad is an important part of consular services and 29 297 public documents were legalised during the reporting period.

The department's online registration system, Registration of South Africans Abroad (ROSA), which allows citizens travelling abroad to register their travel arrangements, was further promoted during the year under review through an extensive marketing strategy. A total number of 2 580 South African nationals registered on ROSA during this period.

PROVISION OF SECURITY SERVICES

The department continued to prioritise the implementation of security measures in line with the Minimum Information Security Standards (MISS) policy of 1996, as well as other legislation and regulatory frameworks such as the Protection of Information Act, 1982 (Act 84 of 1982) and the Control of Access to Public Premises and Vehicles Act, 1985 (Act 53 of 1985). The vetting mandate is derived from the National Strategic Intelligence Act, 1994 (Act 39 of 1994).

The Physical Security Control System was implemented through efficient access- and exit-control measures, which included an anti-pass back system, regular inspection of electronic systems and conduct of random searches.

During the period under review, safety and security services were provided for a number of international events and workshops within the OR Tambo Building, including the African Diaspora Summit. A positive security assessment was received for the hosting of these events.

Diplomatic bags and internal mail were securely dispatched to the Missions. A Service Delivery Charter and Service Delivery Improvement Plan were developed and approved for implementation.

ORGANISATIONAL STRENGTHENING HUMAN RESOURCES

The Branch: Human Resources continued to be a strategic partner responsive to the human capital needs of the

department. It acted as a change agent to enable the department to proactively respond to the fast-changing external environment, in the process contributing to the positioning of DIRCO as an employer of choice.

During the period under review, the department collaborated with the Department of Public Service and Administration (DPSA) to embark upon an Organisational Functionality Assessment, the outcomes of which would inform the review of the departmental organisational structure during the 2014/15 financial year. The review will ensure the alignment of the organisational structure with capacity required to carry out the department's mandate in contributing to the domestic priorities in an efficient and effective manner.

The department identified critical vacant positions across the organisation and as a result filled 138 posts.

Finding suitable candidates to meet equity targets continued to be a challenge, particularly in view of Cabinet's target of 50% representation for women at SMS level and 2% for people with disabilities.

The department responded to the request to establish youth and disability directorates. However, implementation was delayed due to the new organisational structure requirements in line with the DPSA directive.

The Employee Wellness Centre continued to provide a 24-hour support service to all DIRCO employees and their families, both at Head Office and Missions.

DIPLOMATIC TRAINING, RESEARCH AND DEVELOPMENT

The Diplomatic Academy's mandate and functions grew exponentially in line with South Africa's growing obligations in international diplomacy. During the period under

review, the academy commenced with the review of the qualifications to meet the new requirements of the Quality Council for Trade and Occupations.

The academy continued to prioritise professional language training, translation and interpretation skills and services. The scarcity of foreign language skills continues to be an impediment to the department's role and functions.

The International School continued to be a useful and credible instrument of South Africa's foreign policy, imparting knowledge and skills on Post-Conflict Reconstruction and Development, Regional Integration, Diplomatic Training and similar programmes on international issues to officials from African countries and countries of the South.

The academy continued to comply with the Skills Development Act, 1998 (Act 97 of 1998), and provided opportunities for youth development through learnerships, bursary programmes, specialised and postgraduate courses and generic skills development programmes.

There was a renewed and focussed approach to provide economic diplomacy skills to South Africa's diplomats serving abroad, as well as Head Office staff to assist in the realisation of the domestic priorities of economic growth, development and job creation.

The Policy Research and Analysis Unit (PRAU) provided strategic foreign policy recommendations to political principals by conducting research on global trends and geostrategic shifts and through engagement with stakeholders, including academics, business, labour and civil society. PRAU hosted various discussion forums and workshops, which served as platforms for vigorous internal and external debates on priority issues for South Africa's foreign policy.

PRAU also continued engagement with academics and think-tanks and building working relations with international counterparts to discuss global trends in international relations practice, policies and research.

Performance indicators	Actual achievement 2011/12	Planned targets 2012/13	Actual achievement 2012/13	Deviation from planned target to actual achievement for 2012/13	Comment on deviation
Number of vacant posts filled at Head Office	285 vacant posts filled at Head Office	120 vacant posts filled	138 vacant posts filled	18 additional posts filled	Enhanced recruitment drive
Signed performance agreements filed by 1 April	97% performance agreements filed	Agreements 100%	99% (2 429) of performance agreements filed (inclusive of SMS members)	1% (24) of performance agreements not filed	Supervisors and members to exert more efforts to ensure performance agreements and appraisals are signed in line with <i>SMS Handbook</i>
	97% performance appraisals filed	Appraisals 100%	95% (2 295) of performance appraisals filed (inclusive of SMS members)	5% (121) of performance appraisals not filed	
Total ICT infrastructure in terms of network and security updated; 100% for servers updated and 30% of desktops updated.	Installed and activated a DIRCO web-gateway to improve Internet access response time and web filtering	Refresh: network and security hardware: 100%	Not achieved	Not achieved	Finalisation of the review of the ICT Strategy Plan contributed to the delay in the implementation, which was only concluded at the end of March 2013, including the vacant post of the CIO, which was subsequently filled in March 2013
	Achieved 98% network infrastructure stability	Network availability 98,25%	97,7% of network availability.	0,55% of network availability due to power outages at some Missions	Network upgrades and persistent power outages in various locations resulted in a lower global average
		30% desktops	30% desktops refreshed (including Head Office and Missions)		
		100% servers updated	Not achieved	Not achieved	Servers could not be updated as infrastructure refresh has not commenced. Deferred to Phase 2 of refresher plan
Attend to all consular assistance required as well as legalisation of documentation	Rendered consular assistance to 413 South African nationals and legalised 24 706 public documents	Consular services to South African citizens and legalisation of public documents	Rendered consular assistance to 714 South African nationals and legalised 29 297 public documents		
100% compliance with all financial and Supply Chain Management (SCM) prescripts and other relevant legislative requirements	92% compliance with the relevant SCM prescripts and other legislative requirements	95% compliance with the relevant financial and SCM prescripts and other legislative requirements	95% compliance with all financial and SCM prescripts and other relevant legislative requirements		

Performance indicators	Actual achievement 2011/12	Planned targets 2012/13	Actual achievement 2012/13	Deviation from planned target to actual achievement for 2012/13	Comment on deviation
100% compliance with Minimum Information Security Standards (MISS) and other relevant security standards	Issued 356 security clearances. Developed Departmental MISS Compliance Framework	100% compliance with MISS	Adhered to MISS compliance in terms of: <ul style="list-style-type: none"> • vetting: 313 field work investigations completed • Communication and ICT Security Awareness Programme conducted 		
Property Acquisition Strategy 20% implemented	112 properties owned and managed	Revised Property Acquisition Strategy and alternative funding approved	Alternative funding strategy developed and included in revised strategy for the accelerated acquisition of properties abroad	The revised strategy is developed but not yet approved	Consultative processes have not been completed
		112 properties owned and managed	113 properties owned and managed	One property bought in Geneva	Bought property in Geneva (Official Embassy) during the fourth quarter of 2012/13
Training officials by responding to requests from the Governmental, non-governmental sector, as well as from countries of the South in pursuit of departmental objectives and in full compliance with legislative prescripts	Trained 3 487 officials Participated in 137 interpreting and 12 translation services for the department and for The Presidency	Train 3 333 officials	Trained 1848 officials through 173 training programmes	1 485 officials	Protocol training is reported separately where previously it was reported as part of this target
		Interpretation and translation services rendered	Total of 171 interpreting and translation services rendered for the year 2012/13		
Training towards a more professional public service by responding to all training requests from the three spheres of government	Provided Protocol Training to 1 952 officials in three spheres of government	Provide 48 Protocol Training sessions to all three spheres of government	Provided 66 Protocol Training sessions to all three spheres of government	18 additional training sessions	
Institutional experience captured and retained through knowledge management initiatives	Produced three knowledge management publications and published eight Master's theses	Six publications reflecting institutional knowledge and experience	Produced five publications reflecting institutional knowledge and experience	One publication not completed	Delays with design and layout



Performance indicators	Actual achievement 2011/12	Planned targets 2012/13	Actual achievement 2012/13	Deviation from planned target to actual achievement for 2012/13	Comment on deviation
Analysis of key international relations issues, global trends and their drivers undertaken through stakeholder consultations and briefing documents submitted for strategic decision-making	Facilitated 19 discussion forums and roundtables on foreign policy research and analysis	Stakeholders engagements (27)	35 stakeholder engagements, briefing sessions and workshops	Eight stakeholder engagements	Additional requests received and responded to
		Research papers (four)	Four research papers produced		
SA Council on International Relations (SACOIR) launched and supported	New indicator	SACOIR launched Working group sessions (two) Plenary sessions (two) Annual Conference hosted	Not achieved		Delay in the finalisation of appointment of the panel members to serve on the council contributed to delay of the launch
Assessments, evaluations and recommendations for improvement on the department's system of internal controls and governance	Developed and implemented a three-year rolling strategic Internal Audit Plan and an Annual Operational Plan Evaluated governance mechanisms of the department through the internal audits conducted and issued 39 reports in Head Office and 11 in Missions. Two investigations were conducted	Conduct internal audits as per operational plans	Conducted 12 audits at Head Office and 14 audits at Missions as per the internal audit operational plan		
		Table quarterly reports at the Audit Steering Committee, Audit Committee and the Departmental Management Committee	Quarterly reports provided to the Audit Committee and to the Departmental Management Committee		
		Assessing and evaluating the departmental performance information	Assessed and evaluated the departmental performance information		
Department's Enterprise-Wide Risk Management processes completed	Facilitated the implementation of Enterprise-Wide Risk Management process within the department, and concluded 87 in Missions and 24 in Head Office	Risk assessments and risk register completed for the department	Risk assessments and risk register for the department updated and completed Facilitated the control self-assessment for 125 Missions		

Strategies to address underperformance

Performance Management Development System (PMDS)	Stricter enforcement of PMDS compliance
ICT	Implementation of the new comprehensive ICT Strategy, including to modernise the infrastructure and system of the department
SACOIR	Finalise the appointment of members of the council

Subprogramme expenditure

Subprogramme name	2012/13			2011/12		
	Final appropriation	Actual expenditure	(Over)/underexpenditure	Final appropriation	Actual expenditure	(Over)/underexpenditure
	R'000	R'000	R'000	R'000	R'000	R'000
Ministry	4 398	4 398	-	5 072	4 140	-
Management	100 595	100 374	221	121 784	85 544	36 240
Corporate Services	576 952	564 401	12 551	573 600	558 748	14 852
Diplomatic Academy	67 490	67 464	26	68 170	62 451	5 719
Foreign and Domestic Properties Management	239 594	194 464	45 130	229 389	216 792	12 597
Office Accommodation	194 096	193 359	737	241 361	231 710	9 651
Total	1 183 125	1 124 460	58 565	1 239 376	1 162 385	76 991

5.2. PROGRAMME 2: INTERNATIONAL RELATIONS AND COOPERATION

PURPOSE: Promote relations with foreign countries. Participate in international organisations and institutions in line with South Africa's national values and foreign policy objectives.

Programme 2 consists of the following subprogrammes reflected by the branches that are based on a regional and

multilateral approach: Africa Bilateral; Africa Multilateral; Americas and the Caribbean; Asia and the Middle East; Europe; and Multilateral.

Programme 2 delivers on the following strategic objectives:

- enhanced African Agenda and sustainable Development
- strengthen political and economic integration in the Southern African Development Community (SADC)

- strengthen South-South relations
- strengthen relations with strategic formations of the North
- participate in the Global System of Governance
- strengthen political and economic relations.



ENHANCED AFRICAN AGENDA AND SUSTAINABLE DEVELOPMENT

South Africa participated in the 19th Ordinary Session of the African Union (AU) Assembly, held in Addis Ababa, Ethiopia, from 9 to 16 July 2012 under the theme “Boosting Intra-African Trade”. Dr Nkosazana Dlamini Zuma was elected Chairperson of the AU Commission (AUC) during the summit and assumed office in October 2012. She is the first woman, as well as the first candidate from the southern Africa region, to lead this continental body.

South Africa also participated in the 20th Ordinary Session of the AU Assembly, held in Addis Ababa, Ethiopia, from 21 to 28 January 2013 under the theme “Pan-Africanism and African Renaissance”. At this assembly, a decision was taken on the 50th anniversary celebrations of the Organisation of African Unity (OAU)/AU.

South Africa continued to support the transformation of the Pan-African Parliament (PAP) into a legislative body as per the Draft Protocol to the Constitutive Act of the African Union. The consultation process required consensus on the matter and this was decided by the Assembly of the AU in January 2013.

South Africa hosted the Global African Diaspora Summit on 25 May 2012. The main objective of the summit was to create a sustainable partnership between African states and the African Diaspora through a joint Programme of Action. This objective was achieved with the key outcomes of the summit, the adoption of the Summit Declaration, committing the African heads of state and government to continuous dialogue with the African Diaspora as well as the adoption of the Five Legacy Projects for implementation.

South Africa participated in the Third Africa-Korea Forum, which was hosted in Seoul, Republic of Korea, on 16 and 17 October 2012. The Africa-Korea Action Plan 2013 – 2015 was adopted and it elaborated on the various

commitments made in the Seoul Declaration of 2012. The Implementation Matrix, focussing on priority areas, would be further developed by the AUC.

South Africa participated in the Third Africa-South America (ASA) Summit, which took place in Malabo, Equatorial Guinea, from 20 to 23 February 2013. The theme of the summit was “Adopting Strategies and Mechanisms to Reinforce South-South Cooperation”. The key objective was to deepen and intensify South-South cooperation in order to promote sustainable economic growth.

New Partnership for Africa’s Development (NEPAD)

The department continued to provide support to the President as Chair of the AU/NEPAD Presidential Infrastructure Championing Initiative (PICI) and as the Champion of the North-South Road and Rail Corridor Project. These projects are designed to accelerate key projects contained in the Programme for Infrastructure Development in Africa (PIDA). The department coordinated the Inter-Stakeholder Steering Committee and Working Group established to support the President, of which The Presidency, the Department of Trade and Industry, the Development Bank of Southern Africa and other national stakeholders are members, to assist with the implementation of identified projects. The department also supported the President’s participation in two NEPAD Heads of State and Government Orientation Committee meetings during the period under review.

The department continued to interact with processes such as the Africa Partnership Forum (including the G8 and Organisation for Economic Development [OECD] Development Partners); the Tokyo International Conference on African Development (TICAD) and the Infrastructure Consortium for Africa to secure support for integration and development priorities. South Africa also hosted the first Brazil, Russia, India, China and South Africa (BRICS) Leaders-Africa Dialogue Forum, where the BRICS leaders

undertook to support Africa’s efforts to accelerate the diversification and modernisation of its economies. South Africa also assumed the Co-Chairship of the Forum for China-Africa Cooperation (FOCAC), on behalf of the African side, for the next six years.

African Peer Review Mechanism (APRM)

South Africa remained committed to the APRM process as one of the key instruments of the AU for the promotion of good governance on the continent. The department continued to support the Department of Public Service and Administration (DPSA) as the National Focal Point in this regard, particularly in preparation of South Africa’s “Third Progress Report on the Implementation of its APRM Programme of Action”, which is due to be presented at the next meeting of the APRM Forum of Heads of State and Government. During the year under review, the President also participated in two APR Forum meetings, supported by the department.

African Renaissance and International Cooperation Fund (ARF)

The ARF continued to be an invaluable instrument in the promotion of the objectives set out in the African Renaissance and International Cooperation Fund Act, 2000 (Act 51 of 2000) towards African development. The department, hosting the ARF Secretariat, continued to manage the ARF in accordance with the ARF Act, 2000 and the Public Finance Management Act, 1999 (Act 1 of 1999), including ensuring that projects were prepared and considered by the ARF Advisory Committee, chaired by the Director-General of the department, for recommendation to the Minister of International Relations and Cooperation and the Minister of Finance for concurrence. Ten ARF Advisory Committee meetings were held and 10 projects were recommended to the two Ministers during the period under review.

Contribute towards peace, security and stability in Africa

The “White Paper on South African Participation in International Peace Missions (1999)” allows for troop contributions to peacekeeping efforts in conflict areas. The Revised White Paper was approved by Cabinet on 7 November 2012 and submitted to Parliament for consideration.

South Africa continued to participate in AU and United Nations (UN) peace missions on the African continent. Its involvement includes peacekeeping deployments in the Democratic Republic of Congo (DRC) (MONUSCO), the Sudan (UNAMID) and South Sudan (UNMISS).

South Africa supported the AU's decision to suspend the Central African Republic's (CAR) membership of the AU and called on all states not to allow unconstitutional change of government.

On 28 March 2013, the UN adopted Resolution 2098, which provides for an Intervention Brigade to the Eastern DRC under the mandate of the United Nations Organisation Stabilisation Mission in the DRC (MONUSCO). The brigade is mandated to neutralise the threat posed by armed groups in the Eastern DRC, thereby bringing about stabilisation and state control over the country. South Africa will be contributing a battalion to the Intervention Brigade.

South Africa signed the Peace, Security and Cooperation Framework for the DRC and the region on 24 February 2013 with Angola, Burundi, the CAR, Congo, the DRC, Rwanda, South Sudan, Uganda, Tanzania, Zambia, International Conference on the Great Lakes Region (ICGLR), SADC, the AU and the UN. Within this Cooperation Framework, South Africa will support the process of peace and security in the DRC.

South Africa also participated in the deliberations of the 2013 UN Special Committee on Peacekeeping Operations

(C34). This committee is mandated to undertake a comprehensive review of UN peacekeeping policy issues. In this context, South Africa pursued discussions aimed at advancing the interests of the African continent in the area of enhancing African peacekeeping capacity.

Promote peaceful resolution of conflicts and work towards Post-Conflict Reconstruction and Development (PCRD)

South Africa participated in the launch of the African Solidarity Initiative (ASI) on the margins of the 19th Ordinary Session of the AU Summit held in Addis Ababa on 13 July 2012. The purpose of the ASI is to mobilise more support on the continent for PCRD for countries emerging from conflict.

As part of the implementation plan, South Africa participated in the ASI planning meeting held in Johannesburg in October 2012. The event, jointly hosted by the AU Peace and Security Council (PSC) and the NEPAD Coordinating Agency, contributed towards the formulation of a roadmap for the implementation of the ASI over the next three years.

STRENGTHEN POLITICAL AND ECONOMIC INTEGRATION IN THE SOUTHERN AFRICAN DEVELOPMENT COMMUNITY

South Africa, having assumed the Chair of the SADC Organ on Politics, Defence and Security Cooperation for the period August 2011 to August 2012, re-affirmed its commitment towards enhancing existing mechanisms for conflict prevention and regional security and providing leadership in the operationalisation of the agreed instruments for democratisation in the region.

As Organ Chair, South Africa led SADC in implementing its peace and security agenda in line with the Strategic Indicative Plan of the Organ (SIPO).

Within the Organ Troika system, South Africa continued with the Madagascar mediation process in accordance with the implementation of the SADC Roadmap to return the country to constitutional normality through free, fair and credible elections. With regard to Zimbabwe, South Africa remained engaged with the facilitation of the full implementation of the Global Political Agreement (GPA).

The holding of regular elections, in line with the SADC Principles Governing Democratic Elections, continued to demonstrate the deepening and widening of democracy and good governance in the SADC region. As Chair of the Organ, South Africa led the SADC Election Observer Mission (SEOM) to the Kingdom of Lesotho in May 2012. South Africa also participated in observing the Angolan elections as the outgoing chair of the Organ in August 2012.

South Africa actively participated in SADC efforts to review the Regional Indicative Strategic Development Plan (RISDP), which is the regional framework guiding SADC's integration and economic development. The review process, involving several South African government departments, as well as SADC-appointed consultants, started in November 2012. It was expected that the process would be completed in time for the SADC Summit in August 2013.

South Africa also participated at the SADC Summit in August 2012 and the SADC Council of Ministers in March 2013. Both meetings took place in Maputo, Mozambique, and were particularly important in making decisions for the future direction of SADC and its programmes.

The SADC ministers responsible for Infrastructure met on 28 June 2012 in Luanda, Angola, to adopt the SADC



Regional Infrastructure Development Master Plan (RIDMP). The RIDMP will be implemented in the following timeframes: short term (2013 to 2017); medium term (2017 to 2022); and long term (2022 to 2027). The total estimated cost for the implementation of the RIDMP over the period 2013 to 2027 is estimated at US\$360 billion. The RIDMP will focus on six priority sectors: energy, transport, information and communications technology/communications, water, tourism and meteorology. The development of infrastructure in the SADC region is an integral component for economic growth and the improvement of living standards across the region.

South Africa continued to participate in SADC Customs Union negotiations and related meetings to assist the region in consolidating its Free Trade Area (FTA) Agreement. The DRC, Angola and Seychelles are not yet signatories to the FTA. The meeting discussed, among other things, the parameters of the future SADC Customs Union.

South Africa also participated in the SADC Meeting of the Committee of Ministers of Trade (CMT) that took place in Maputo, Mozambique, on 1 December 2012. Issues that were discussed included the DRC's road to accession to the SADC FTA and resolving the issue of non-trade barriers (NTBs).

The SACU Strategic Work Programme continued to focus on modernising the Southern African Customs Union (SACU), reviewing the Revenue-Sharing Formula and creating strategic institutions for SACU, including a Tariff Board and Tribunal. Other objectives of the work programme included initiatives to advance industrialisation, promote intra-SACU trade, and develop a trade and tariff policy that supports industrialisation and places SACU at the centre of the regional economic integration agenda.

STRENGTHEN SOUTH-SOUTH RELATIONS

South Africa participated in the activities of organisations of the South to contribute to the formulation of common positions in respect of development priorities for the South and mutual cooperation between countries of the South.

Engagement with the Non-Aligned Movement (NAM) and G77 within the multilateral system

South Africa continued to advance the principles underlying South-South cooperation, by highlighting the challenges and developmental agenda of the continent and countries of the South at various fora, including participation in the 36th Annual Meeting of the Ministers of Foreign Affairs of the Group of 77 and China, which took place in New York on 28 September 2012. At this meeting, South Africa highlighted the impact of the current global financial and economic crises on the developing countries, particularly with regard to their attainment of the millennium development goals (MDGs). In this context, South Africa urged UN member states to intensify their commitment to South-South and triangular initiatives. South Africa also participated in the Ministerial Meeting of the NAM Coordinating Bureau held in Egypt in May 2012, and the XVI NAM Summit in Iran in August 2012.

India, Brazil, South Africa Dialogue Forum (IBSA)

At the IBSA Focal Points meeting on the margins of the 68th Regular Session of the UN General Assembly (UNGA), it was agreed that the working groups would be clustered and reduced from 16 to 14. Six working groups were prioritised with Trade and Investment, Tourism, and

Transport and Infrastructure to be championed by South Africa. Agriculture and Environment will be championed by Brazil and Science and Technology, Information Society and Health by India.

One of the important pillars of IBSA is the IBSA Facility for Hunger and Poverty Alleviation and the projects it supports in other developing countries with the UN Development Programme as the implementing agency. A number of projects continued to be implemented in Burundi, Cambodia, Cape Verde, Guinea Bissau and Sierra Leone, while new projects were launched in Lao People's Democratic Republic PDR, Vietnam and Palestine.

Brazil, Russia, India, China and South Africa (BRICS)

President Jacob Zuma hosted the Fifth BRICS Summit in eThekweni, KwaZulu-Natal, on 27 March 2013 under the theme: "BRICS and Africa: Partnership for Development, Integration and Industrialisation". This summit completed the first cycle of BRICS summits and it was the first time that the summit was hosted on the African continent.

This had specific relevance given that it coincided with the 50th anniversary celebrations of the OAU/AU. President Zuma also hosted a BRICS Leaders-African Dialogue Forum Retreat, which was attended by African leaders representing the eight regional economic communities (RECs) as well as the NEPAD PICI.

South Africa's projected outcomes for the Fifth BRICS Summit were achieved. These included:

- The BRICS leaders announced they were satisfied that the establishment of a new Development Bank was feasible and viable and indicated that the initial capital contribution to the bank should be substantial and sufficient for the bank to be effective in financing

infrastructure. The leaders also agreed on the establishment of the Contingency Reserve Arrangement with an initial size of US\$100 billion to forestall short-term liquidity crises.

- The BRICS Leaders-Africa Dialogue Forum Retreat deliberated infrastructure cooperation under the theme: “Unlocking Africa’s Potential: BRICS and Africa Cooperation on Infrastructure”. BRICS leaders pledged their strong support for Africa’s development programmes.
- The Declaration on the Establishment of the BRICS Business Council was signed. This council will bring together business associations from each of the BRICS countries and manage engagement between the business communities on an ongoing basis.
- The Declaration on the Establishment of the BRICS Think-Tanks Council was signed. This council will link respective think-tanks into a network to develop policy options such as the future long-term strategy for BRICS.
- The summit outcome documents, the eThekweni Declaration and Action Plan, were issued. South Africa assumed the BRICS Chairpersonship at the summit and will be responsible for the implementation of the Action Plan during its tenure.
- The annual joint statistics publication, “BRICS Joint Statistical Publication 2013”, was also launched.
- Two agreements were concluded under the auspices of the BRICS Interbank Cooperation Mechanism: the BRICS Multilateral Infrastructure Co-financing Agreement for Africa and the BRICS Multilateral Cooperation and Co-financing Agreement for Sustainable Development.

Indian Ocean Rim-Association for Regional Cooperation (IOR-ARC)

Deputy Minister Ebrahim Ebrahim led the South African delegation to the 12th Meeting of the Council of Ministers of the IOR-ARC held in India on 2 November 2012. The key outcomes of the meeting included the adoption of new projects, namely: the University Mobility in the Indian Ocean Region and a project on Trade and Investment Facilitation. Upon recommendation from South Africa, the council endorsed the decision for Observer Status for the AU at the IOR-ARC.

Colombia, Indonesia, Venezuela, Egypt, Turkey And South Africa (CIVETS)

South Africa attended the inaugural meeting of the CIVETS formation in Colombia from 26 to 27 June 2012. CIVETS is an acronym given to the above-mentioned countries, which are predicted to become the next prominent emerging markets. There was, among other things, an exchange of views on South-South cooperation to advance the Development Cooperation Agenda of the South.

STRENGTHEN RELATIONS WITH STRATEGIC FORMATIONS OF THE NORTH

European organisations and institutions

The strategic dialogue between South Africa and the European Union (EU) continues to be of a strong developmental nature, ranging from cutting-edge technology, capacity-building, infrastructure to human resource and social development. The maturity of the relationship yielded successes in the fields of environment and climate change (e.g. the 17th Meeting of the Parties to the United Nations Framework Convention on Climate Change [UNFCCC COP17] support), energy (clean coal

technologies, carbon capture and storage and peaceful use of nuclear energy), and science and technology (radio astronomy and space cooperation). Dialogue also continued with the EU on conflict resolution and supporting UN, AU and regional initiatives.

The annual South Africa-EU Summit was held between President Jacob Zuma and the EU leaders, President Herman Von Rompuy of the European Council, and President José Manuel Barroso of the European Commission, in Brussels on 17 September 2012. Issues discussed during the summit included progress on the implementation of the SA-EU Strategic Partnership; the ongoing negotiations on the SADC-EU Economic Partnership Agreement (EPA); UNFCCC 18th COP and assessment of the Rio+20 Conference held in Brazil in June 2012; peace and security issues in Africa and the Middle East; and developments regarding the G20.

Preceding the summit, the Ministerial Political Dialogue took place between Ms Catherine Ashton, the EU High Representative for Foreign Affairs and Security Policy, and Minister Maite Nkoana-Mashabane in Pretoria on 24 August 2012, covering bilateral issues under the Strategic Partnership, as well as peace and security in the region and globally. Regrettably, the European economic crisis impacted negatively on trade volumes between South Africa and the EU.

PARTICIPATION IN THE GLOBAL SYSTEM OF GOVERNANCE

South Africa’s second term as a non-permanent member of the UN Security Council (UNSC) for 2011 to 2012 was historic as it coincided with the non-permanent membership of key developing and developed countries that are contenders for permanent membership of a reformed council. In addition, the configuration of the council in 2011 for the first time also included all the BRICS countries.

South Africa's participation in the UNSC was informed by our national interests and a belief that South Africa's prosperity is intrinsically linked to peace and stability on the continent and the world in general. It also reflected South Africa's strong commitment to the international rule of law. Without exception, South Africa opposed the pursuit of a regime change agenda and disregard for the sovereignty and territorial integrity of states.

Advancing the reform of the UNSC, including its working methods, with the aim of making the council more democratic, representative, legitimate and transparent, was and remains a priority for South Africa. The President and Minister of International Relations and Cooperation used their participation in high-level UN events to speak out against UNSC failures, highlighting the urgent need for reform of the UNSC.

Building on South Africa's Presidency of the UNSC in January 2012 and the success of the country's first term in the council (2007 to 2008) in promoting closer cooperation between the UNSC and the AUPSC, South Africa continued to promote the view that greater strategic coordination between the UNSC and the AUPSC would enhance the effectiveness of the Security Council in addressing challenges to peace and security on the continent.

South Africa focussed on a wide variety of issues in the plenary sessions of UNGA67, including negotiations and decisions on more than 50 UNGA plenary resolutions covering, among other priorities, the peaceful resolution of conflicts in Africa; global health and foreign policy; international cooperation in humanitarian assistance; follow-up to the Programme of Action of the International Conference on Population and Development beyond 2014; and the role of diamonds fuelling conflict. South Africa further participated in the adoption by the plenary of the 210 resolutions negotiated in the Assembly's six main committees.

A significant achievement during the General Debate of the UNGA67 during September and October 2012 was the

appointment of President Zuma as one of the inaugural member state champions for the UN Secretary-General's (UNSG) *Education First Initiative*.

South Africa continued to contribute to international disarmament, non-proliferation and arms control efforts aimed at the creation of a safer and better world for all. In this context, South Africa has been instrumental in establishing an approach characterised by dealing with challenging issues from a pragmatic perspective, seeking realistic and achievable solutions. Through participation in related multilateral fora and meetings, South Africa continued to play an active role in the development and advancement of disarmament, non-proliferation and arms control matters.

In the First Committee (Disarmament and International Security), South Africa submitted a resolution on the Illicit Trade in Small Arms and Light Weapons in All its Aspects. A resolution aimed at accelerating the implementation of nuclear disarmament commitments was also tabled together with the Partners of the New Agenda Coalition.

To facilitate the implementation efforts of African states, the department hosted a successful joint South African/UN workshop in collaboration with the AU on the implementation of UNSC Resolution 1540 (2004) aimed at preventing non-state actors from acquiring nuclear, chemical or biological weapons and their delivery systems.

DIRCO also continued with preparations for a host country agreement with the AU for South Africa's hosting of the African Commission on Nuclear Energy (AFCONE) in terms of the African Nuclear-Weapon-Free Zone Treaty.

South Africa presented its *Universal Periodic Review* (UPR) report to the United Nations Human Rights Council (UNHRC) on 31 May 2012, which outlined progress made in the promotion, protection and fulfilment of its human rights obligations.

Furthermore, South Africa continued to be at the forefront of the global agenda on the elimination of racism in the UNHRC, in particular the comprehensive follow-up to and effective implementation of the Durban Declaration and Programme of Action (DDPA), including through the Durban follow-up mechanisms. An Inter-Governmental Working Group (IWG) on the Effective Implementation of the DDPA focussed on measures to eliminate racism in sport during the 10th Session of the UNHRC, an issue of concern given the rising incidents of racism against players of African descent.

The UNHRC also convened, during the commemoration of the Nelson Mandela International Day, a panel discussion aimed at debating how Mandela's values of reconciliation, peace, freedom and racial equality contributed to the promotion and protection of human rights.

South Africa also supported the Working Group of Experts on People of African Descent, which elaborated a Programme of Activities for the envisaged International Decade for People of African Descent. Under the leadership of South Africa, an IWG considered an international regulatory framework, including the option of a legally binding instrument to regulate, monitor and oversee the activities of Private Military and Security Companies (PMSCs) that violate human rights.

South Africa hosted the African Experts Roundtable Seminar with the UN Special Rapporteur on Extreme Poverty and Human Rights on 9 October 2012. The seminar created a platform for African experts in the field of development economics and social policy to engage the Special Rapporteur with the view to incorporate an African perspective on the Guiding Principles on Human Rights and Extreme Poverty.

South Africa continued to advance the cause of gender equality and the empowerment of women through participation in the 57th Session of the Commission on the

Status of Women (CSW). Consistent with the Constitution, South Africa expressed full support for the inclusion of language in the agreed conclusions to reflect the sexual health and reproductive rights of women, as well as language establishing a direct link between violence against women and girls to sexual orientation and gender identity.

In respect of humanitarian assistance, a number of countries were assisted by South Africa during their natural disasters, emergency situations and crises. Recipients included Chad, Comoros, Rwanda, Democratic People's Republic of Korea, Malawi, Mozambique and Seychelles.

South Africa remained focussed on human rights and social, humanitarian and cultural issues where it co-sponsored several resolutions in the Third Committee, which related, amongst other things, to the rights of older persons, families and persons with disabilities. During the 51st Session of the UN Commission for Social Development (CSD), South Africa continued to advance social development issues as part of the global development agenda and promoted the incorporation of the social development agenda into UN programmes, especially poverty eradication, social integration and full employment and decent work for all. South Africa further supported policies and programmes involving youth and the social dimensions of NEPAD.

During the 45th Session of the UN Commission on Population and Development (CPD), South Africa promoted a rights-based approach to sexual and reproductive health and reproductive rights, including women's rights. These positions were reflected in the resolution adopted by the commission which focussed on adolescents and youth.

The South African Government considers outcomes of the UN Conference on Sustainable Development (Rio+20), which took place in Brazil in June 2012, to be critical in terms of the future agenda for sustainable development and the agreement on how to fast-track the implementation of the sustainable development agenda, which again impacts on

the post-2015 development agenda. South Africa played an active role in the formulation of the African and G77 and China positions, as reflected in the outcomes document, *The Future we Want*, and will continue its obligations within the framework of the Rio+20 outcomes.

South Africa held the Presidency of COP17 and the Conference of the Parties serving as the Meeting of the Parties to the Kyoto Protocol (CMP7) until the opening of the Doha Climate Change Conference. After the successful conclusion of COP17/CMP7 in Durban, DIRCO focussed on ensuring the launch of the Durban Platform for Enhanced Action within the formal UNFCCC process as well as hosting an informal ministerial meeting to build consensus on the agenda and work plan for the Ad Hoc Working Group on the Durban Platform for Enhanced Action (ADP).

DIRCO furthermore played a leading role in the South African climate change delegation to COP18/CMP8, which delivered successful implementation of the Durban outcomes, including the adoption of amendments to the Kyoto Protocol to establish a second commitment period of emission reduction targets for developed country parties to the protocol.

Minister Nkoana-Mashabane's COP17/CMP7 legacy project on women and adaptation was celebrated at the Doha Climate Change Conference with the launch of the book, *Thutoya Batho: Teachings from my People: Women Adapt to Climate Change*, which is a tribute to women who face the harsh realities of climate change on a daily basis.

In respect of transnational organised crime issues, South Africa chaired the Intergovernmental Expert Group meetings on "Standards Minimum Rules for the Treatment of Prisoners" and "Strengthening Access to Legal Aid in Criminal Justice Systems". These meetings were conducted under the auspices of the UN Office on Drugs and Crime (UNODC).

South Africa also staged side events at the 21st Session of the Commission on Crime Prevention and Criminal Justice (CCPCJ) and the Sixth Session of the COP to the UN Convention against Transnational Organised Crime (UNTOC), held in Vienna from 15 to 19 October 2012, profiling illegal mining and trafficking in precious metals as one of the emerging new forms of transnational organised crime.

DIRCO, together with The Presidency and National Treasury, coordinate South Africa's engagements in the work and meetings of the G20. South Africa has served as Co-Chair of the G20 Development Working Group (DWG) since its establishment in 2010. During the reporting period, DIRCO participated in four meetings of the G20 DWG. South Africa has consistently promoted the development agenda in its engagements within the G20, including the implementation of G20 decisions that are aimed at limiting the impact of the crisis on developed and developing countries and preventing the occurrence of similar crises in future. Significant progress has been achieved in the DWG in implementing the G20 development agenda, which focusses on policy-related initiatives aimed at promoting growth and contributing to development in low-income countries in key areas such as infrastructure, food security, inclusive green growth and domestic resource mobilisation.

President Zuma, supported by the Minister of Finance, Mr Pravin Gordhan, as well as senior government officials from DIRCO and National Treasury, participated in the G20 Leaders' Summit in Los Cabos, Mexico, from 18 to 19 June 2012, where the leaders agreed on joint action to support economic stabilisation, strengthen recovery and address financial market tensions. The Los Cabos Growth and Jobs Action Plan provided a road map for the implementation of commitments made in these and other key areas. Leaders also agreed on the Los Cabos Accountability Assessment Framework that accompanies the Growth and Jobs Action Plan; a commitment to keep sustainable



development/inclusive green growth and food security high on the agenda and a commitment to fight climate change; and commitments to increase the resources available to the International Monetary Fund (IMF) with a view to strengthening the international financial architecture. South Africa committed to invest US\$2 billion of its reserve assets in additional resources to the fund.

The Minister of Trade and Industry, Dr Rob Davies, led the South Africa delegation to the 13th Ministerial Session of the UN Conference on Trade and Development (UNCTAD XIII), which took place in Doha, Qatar, from 21 to 26 April 2012. The main objective of the conference was to define a road map for UNCTAD's mandate over the next four years. The mandate re-affirms the role of UNCTAD as an organisation that continues to be the UN's focal point for integrated treatment of trade and development, as well as related issues in the areas of finance technology and inclusive and sustainable development. Furthermore, the mandate underscores the need for the multilateral trading system to remain open, transparent, inclusive, non-discriminatory and rules-based.

South Africa contributed US\$14,7 million on assessments to the UN Regular Budget, the international criminal tribunals and UN peacekeeping, maintaining its position of being fully paid up in all areas of assessments to the UN. Participation in the administrative and budgetary issues of the UN remained focussed on increasing the ability of the UN, both at Secretariat and field level, to improve its performance on its mandates more efficiently and effectively in compliance with UN principles and objectives.

South Africa participated in the modernisation and reform process of the Commonwealth through national consultation processes to provide inputs on the Commonwealth Eminent Persons Group (EPG) recommendations, the New Strategic Plan for the Commonwealth Secretariat and a Commonwealth Charter. In all these processes, South Africa supported development issues as this spoke directly

to the needs and priorities of South Africa and the developing world and thus also enhanced the Commonwealth.

DIRCO, as host of the Secretariat of the Candidatures Committee, remained firmly established as the focal point for foreign diplomatic Missions to register requests for support of their candidatures to UN organs and programmes, specialised agencies and autonomous bodies. The interdepartmental process to consider requests for support from other countries is coordinated by DIRCO in terms of the Cabinet-approved *Measures and Guidelines for the Enhanced Coordination of South Africa's International Engagements*.

The Office of the Chief State Law Adviser (IL) (OCSLA) acted as the primary counsel on international law matters for the Government as a whole and continued to underpin and inform all the strategic priorities of DIRCO. The office also provided legal advice to the department on issues of South African law and legal matters related to its Missions, while also coordinating and managing all litigation matters involving DIRCO.

The South African Treaty Section is tasked with the responsibility to act as custodian for all national reports that South Africa must provide in terms of treaty obligations. Regular reports on progress with national reports were made to Cabinet, the Forum of South African Directors-General and the core clusters.

STRENGTHEN POLITICAL AND ECONOMIC RELATIONS SOUTHERN AFRICA

In May 2012, a Tourism Agreement was signed between South Africa and Lesotho. On 18 October 2012, Prime Minister Tom Thabane paid a working visit to South Africa aimed at strengthening and deepening bilateral relations between the two countries. Following an appeal by the

Government of Lesotho, South Africa, using the African Renaissance Fund (ARF), contributed R180 million (US\$20 million) through the World Food Programme to Lesotho. This humanitarian assistance will target vulnerable groups, including schoolgoing children under the age of five years and pregnant and lactating mothers. It is estimated that the assistance will last for 22 months and reach approximately 250 000 people.

South Africa hosted a successful second session of the Joint Commission for Cooperation (JCC) between the Republic of South Africa and the Republic of Malawi in Pretoria from 6 to 7 September 2012.

Relations between South Africa and Botswana were further strengthened with the signing of the South Africa-Botswana Bi-National Commission (BNC) Agreement during President Zuma's State Visit in August 2012. During the visit, a number of other agreements and memoranda of understanding (MoUs) were also signed.

The annual South Africa-DRC BNC took place from 18 to 23 October 2013 in Pretoria. During the BNC, a Cooperation Agreement was signed between Petro-SA and COHYDRO.

South Africa hosted a successful session of the Joint Permanent Commission for Cooperation with the Republic of Zimbabwe from 29 to 30 October 2012.

President Zuma hosted his Mozambican counterpart, President Armando Guebuza, in Pretoria on 12 February 2013. During the meeting, President Guebuza briefed President Zuma about the floods that had devastated parts of Mozambique. President Guebuza also expressed his gratitude for South Africa's rescue operation and humanitarian assistance during the floods by availing two helicopters and two fixed-winged aircraft.

On 15 October 2012, Minister Nkoana-Mashabane hosted Mr Utoni Nujoma, then Minister of Foreign Affairs of the

Republic of Namibia. The main purpose of his visit was to hold diplomatic consultations and to prepare for the State Visit to South Africa by President Hifikepunye Pohamba.

From 6 to 7 November 2012, President Pohamba paid a State Visit to South Africa. The objective of the State Visit was to consolidate and strengthen the existing historical and neighbourly relations between South Africa and Namibia. A number of legal instruments were signed during the visit, including the Agreement establishing a BNC; an MoU on Cooperation on Issues related to Public Works and Infrastructure Development; an Agreement on Bilateral Air Services; and an MoU on Cooperation in Meteorology.

On 12 March 2013, President Zuma met President Jose Eduardo dos Santos and President Joseph Kabila Kabange in Luanda. The meeting took place following the signing of the UN Framework document on Peace and Security in the DRC and the three leaders decided to create a trilateral mechanism to assist the DRC.

President Zuma, as the Facilitator in the Zimbabwe Political Dialogue, continued to assist the Inclusive Government in its implementation of the Global Political Agreement (GPA). As a consequence, Zimbabwe held a successful Constitutional Referendum on 16 March 2013, paving the way for the holding of harmonised elections in that country.

EAST AFRICA

The Second South Africa-Ethiopia Joint Ministerial Commission (JMC) took place in Addis Ababa from 15 to 18 April 2012. The meeting on 17 April 2012 was co-chaired by Minister Nkoana-Mashabane of South Africa and Mr Hailemariam Desalegn, Deputy Prime Minister and Minister of Foreign Affairs of Ethiopia. South Africa reciprocated and hosted the Third JMC with Ethiopia on 28 March 2013 in Durban.

The Deputy Minister of International Relations and Cooperation, Mr Marius Fransman, and a delegation attended the Second Istanbul Conference on Somalia from 31 May to 1 June 2012. The Istanbul II Conference on Somalia convened under the theme: "Preparing Somalia's Future: Goals for 2015". As part of South Africa's efforts to assist the newly elected Federal Government of Somalia, a training programme for Somali diplomats commenced on 4 March 2013.

On 21 August 2012, the Minister hosted the Eritrean Minister of Foreign Affairs for a working lunch during which a Declaration of Intent was signed committing the two countries to improved bilateral relations.

At the invitation of Minister Nkoana-Mashabane, the Honourable Mr Henry Okello Oryem, Minister of State for Foreign Affairs of the Republic of Uganda, accompanied by three ministers and a senior officials delegation, paid a Working Visit to South Africa from 8 to 9 November 2012. The main purpose of his visit was to jointly chair with Minister Nkoana-Mashabane the inaugural session of the JCC. The two ministers witnessed the signing of the Agreement on Cooperation in the Fields of Water and Environmental Resources and the MoU on Cooperation in Defence, both of which will further consolidate and expand bilateral cooperation.

Minister Nkoana-Mashabane undertook a Working Visit to the Seychelles on 30 and 31 December 2012 at the invitation of the Seychelles Minister of Foreign Affairs, Mr Jean-Paul Adam. During this visit, several issues of mutual interest were discussed. Minister Adam subsequently attended the President's State of the Nation Address in Cape Town on 14 February 2013.

Several presidential envoys from Sudan and South Sudan met with President Zuma during 2012 to keep the President informed of ongoing developments between the countries. These visits included the meeting of First Vice President Ali

Osman Taha of Sudan's with President Zuma on 9 January 2013.

CENTRAL AFRICA

In October 2012, President Zuma met a senior delegation from the Central African Republic (CAR) led by President Francois Bozize's Special Envoy, Mr Jean Francis Bozize, Vice President and Deputy Minister of Defence, to deliver a message regarding the situation in CAR. This was followed by a meeting on 23 March 2013 between President Zuma and the ousted President of CAR, Francois Bozize, during which the possibility of South Africa sending reinforcements or deploying troops was discussed.

WEST AND NORTH AFRICA

President Zuma met on a number occasions during the year with the President of the Republic of Benin, Dr Boni Yayi, both in his capacity as AU Chair and on a bilateral basis. He also held discussions with the President of the Republic of Côte d'Ivoire, Mr Alassane Ouattara.

Deputy President Kgalema Motlanthe travelled to the Republic of Ghana on a Working Visit in April 2012. He also represented South Africa at the funeral of the late President John Atta-Mills in August 2012. The untimely passing of the late President led to the postponement of the PJCC due to be held in October 2012. President Zuma travelled to Ghana for the inauguration of President John Dramani Mahama in January 2013.

The attendance of Minister Nkoana-Mashabane at the inauguration ceremony of Mr Macky Sall, as the President of Senegal in April 2012, revitalised bilateral relations. The Minister re-visited the country as Special Envoy of President Zuma and initiated a possible outgoing State Visit. Minister Nkoana-Mashabane also met her counterpart of Côte d'Ivoire, Mr Charles Koffi Diby, during

the BRICS Leaders-African Dialogue Forum Retreat in March 2013.

During a visit of Deputy Minister Ebrahim to Cape Verde in July 2012, it was agreed that both countries would initiate negotiations on a draft General Cooperation Agreement.

The Federal Republic of Nigeria is considered to be one of South Africa's most important partners on the African continent in pursuing the vision of Africa's renewal. The two countries share a common vision on the need for a sustainable conflict resolution mechanism in Africa, driven by Africans and for the reform of multilateral institutions such as the UN, IMF and the World Bank. The Eighth Session of the BNC was held in Cape Town in May 2012 and was followed by a Senior Officials' Meeting in Abuja in October 2012, as a prelude to the Special Implementation Committee Meeting in Abuja, in November 2012. In July 2012, the First Lady, Ms Nompumelelo Ma-Ntuli Zuma participated in the Seventh African First Ladies' Peace Mission in Abuja.

Due to the general instability in the Sahel, Minister Nkoana-Mashabane announced in March 2012, that South Africa would assist with emergency aid to various countries in the region. As a result, during the course of the year, nutrition for children, bio-pesticide, fertilizer and animal feed were sent to the Republic of Niger. Emergency humanitarian assistance, consisting of sugar, milk powder, white maize and cooking oil, was also delivered to the Republic of Mali.

CENTRAL AND EAST ASIA

During the Sixth Policy Consultative Forum discussions in September 2012 in Seoul, Republic of Korea, attention was focussed on strengthening and deepening bilateral relations, including coordinating skills development and training programmes and initiatives for South Africans; enhancing cooperation in the multilateral arena; and exploring possibilities of increasing trade and investment.

The Department of Water Affairs also attended the meeting for the first time. Delegates from the Department of Communications also discussed information and communications technology cooperation. A Knowledge-Sharing Programme, led by the Korea International Cooperation Agency, has been implemented since 2011. More than 100 government officials have received technical skills training in rural development, agriculture and human resource capacity-building.

South Africa hosted the 12th Partnership Forum Meeting with Japan on 1 March 2013. The meeting, co-chaired by Deputy Minister Ebrahim, examined, among other things, ways to deepen the strategic cooperation partnership. In addition, discussions centred around the proposed Working Visit of President Zuma to Japan in June 2013 and his attendance of the Fifth Tokyo International Conference on African Development (TICAD V).

The South African delegation expressed appreciation for the human resource skills development assistance provided by the Japan International Cooperation Agency to government employees in South Africa, including teachers, healthcare workers and water affairs engineers. The South African delegation requested the Japanese delegation to expand the training of Mathematics and Science to South African further education and training institutions and schools.

Both sides concurred to further enhance bilateral and multilateral cooperation and to pursue matters of mutual concern, such as the reform of the UN system, particularly the UNSC; disarmament and non-proliferation of weapons of mass destruction; climate change; and African development.

South Africa and Kazakhstan held a second round of political consultations in May 2012 in Astana. During this meeting, the two sides discussed cooperation in the multilateral arena where they share common positions. Both sides

agreed that efforts should be made to conclude a number of agreements which would foster trade and the waiver of visas for holders of diplomatic and official passports.

Bilateral relations between South Africa and the People's Republic of China (PRC) were further strengthened when President Zuma had a bilateral meeting with President Hu Jintao on 18 July 2012 in Beijing on the eve of the Fifth Forum on China-Africa Cooperation Ministerial Meeting in Beijing from 19 to 20 July 2012. Two important outcomes of the meeting were the proposed establishment of a Joint Inter-Ministerial Working Group intended to remove any obstacles that may exist or arise in the implementation of projects agreed to between the two countries, and the announcement by China of 200 scholarships offered to South Africans.

Deputy Minister Ebrahim co-chaired the Fifth South Africa-China Strategic Dialogue Mechanism on 26 November 2012 with the Vice Minister of Foreign Affairs of the PRC, Mr Zhai Jun. January 2013 marked the 15th anniversary of formal diplomatic relations between South Africa and the PRC with both embassies engaging in celebratory activities to mark the occasion. Reciprocal letters of congratulations were exchanged between Minister Nkoana-Mashabane and her Chinese counterpart. On 11 February 2013, Minister Nkoana-Mashabane held discussions with her Chinese counterpart, Mr Yang Jiechi, in Cape Town in preparation for the State Visit by President Xi Jinping on 26 March as well as the Fifth BRICS Summit on 27 March 2013 in Durban. On 26 March 2013, President Jinping paid a State Visit to South Africa during which five bilateral agreements were signed.

SOUTH ASIA

In June 2012, South Africa had its first-ever Senior Officials Meeting (SOM) with Bangladesh in Dhaka during which it was agreed to intensify cooperation in a number of key areas such as education, trade and economic relations. In addition, the first-ever senior officials' visit since the

establishment of diplomatic relations was undertaken to Nepal during which it was also agreed to strengthen bilateral relations.

Deputy Minister Ebrahim visited Sri Lanka in August 2012, as part of a civil-society initiative working towards peace, reconciliation and dialogue. In September 2012, Prof. Hlengiwe Mkhize, Deputy Minister for Economic Development, led a delegation of South African business representatives to Sri Lanka. South Africa used the occasion to share its experiences regarding the Truth and Reconciliation Commission (TRC) with that country. A number of important delegations from both government and the main Tamil opposition party visited South Africa to interact with key role players from across the political, security, economic and constitutional spectrum.

During the period under review, South Africa and India's strategic relationship was strengthened by the State Visit in May 2012 of the then President of India, Ms Pratibha Patil. The visit further cemented the already strong ties between the two countries and confirmed the huge potential for continued and expanded relations. Trade between the two countries reached R66 billion in 2012, while in December 2012, the target of 100 000 tourists visiting both countries was achieved.

Deputy Minister Ebrahim conducted the first high-level visit to Pakistan in 12 years in November 2012. During the visit, important meetings were held with his counterpart and the business community. During the visit, the dates for the Third Joint Commission were finalised for April 2013.

SOUTH-EAST ASIA

Bilateral relations and cooperation between South Africa and countries in the South-East Asian region continued to strengthen in the past year. This was reflected in the visits of Minister Nkoana-Mashabane to Myanmar and Thailand in September 2012 and Deputy Minister Ebrahim to the Philippines, in the same month. The Minister's visit was the first ever by a South African Minister of International

Relations and Cooperation to Myanmar. During the visit, she paid a courtesy call on the Prime Minister and met her counterpart to discuss issues of mutual interest. The visit was aimed at strengthening relations with Myanmar, which is increasingly being integrated and welcomed back into the community of nations.

Deputy Minister Ebrahim's visit to the Philippines was also historic since it was the first high-level visit to the Philippines since the establishment of diplomatic relations in 1993. The visit paved the way for a meeting of the first South Africa-Philippines Bilateral Consultative Forum in South Africa in January 2013. The forum discussed cooperation in trade and investment, agriculture, mining, tourism, arts and culture, air services, education and science and technology.

Also of importance were the South Africa-Vietnam Partnership Forum, the South Africa-Singapore Foreign Office Consultations and the South Africa-Thailand SOM, all hosted in Pretoria. All these meetings reviewed bilateral and economic relations and the manner in which trade and the lives of ordinary people could be improved. At the end of 2012, trade between South Africa and the Association of South-East Asian Nations (ASEAN) totalled R85 billion.

OCEANIA

Mr Colin Keating, Special Envoy of Prime Minister John Key of New Zealand, visited South Africa on 29 May 2012 to meet Deputy Minister Ebrahim and senior officials of the Government of South Africa to discuss that country's bid for a non-permanent seat on the UNSC from 2015 to 2016. Deputy Minister Ebrahim shared with Mr Keating some of South Africa's experiences during its tenure in the UNSC, particularly South Africa's efforts to ensure closer cooperation between the UNSC and the AUPSC.

THE MIDDLE EAST

During the period under review, relations with countries of the Middle East were further deepened with South Africa

signing a range of bilateral agreements and exchanging high-level visits with a number of regional players. Several countries in the region were also negotiating agreements for direct air links to Johannesburg.

Engagement with Iraq continued with the two countries concluding an MoU on Economic and Technical Cooperation and initiating discussions on an MoU on cooperation in the legal field. In addition, progress was made on the finalisation of an MoU on Bilateral Consultations.

South Africa and Jordan negotiated and extended the Agreement on Defence Cooperation.

The Iranian Deputy Minister, Dr Hossein Amir Abdollahian, visited South Africa in May 2012 for political discussions and South Africa continued to engage Iran on the latter's nuclear programme.

South Africa remained seized with the deteriorating humanitarian and security situation in Syria and continued to use all available UN multilateral platforms to call for a Syrian-led political dialogue and solution. A special envoy of President Bashar Al Assad visited South Africa in March 2013.

South Africa is proud to be among the co-sponsors of an UNGA Resolution that granted Palestine the status of an observer state. South Africa's action was informed by the country's support for the Palestinian struggle for self-determination, freedom and justice. The sponsors of the resolution believed that it was a significant step towards the realisation of an independent Palestinian state established alongside Israel and based on the 1967 borders, with East Jerusalem as its capital.

NORTH AMERICA

South Africa's engagement with the United States of America (USA) is currently structured through the Annual Bilateral Forum (ABF), which met in March 2013 and the Strategic Dialogue (SD), which last took place in Pretoria



in August 2012, as well as the Working Group on African and Global Issues (WGAGI), which took place in October 2012.

Working groups within the ABF include Health, Education, Environmental Affairs, Water Affairs, Trade and Investment (which includes Economic Development), Energy, Defence, Police, Transport and Protocol. Pertinent issues in other countries were also discussed.

In the USA itself, "Team South Africa" was established, comprising the four Heads of Mission, a wider group of South African government officials and parastatals based in the USA, South African private businesses and prominent South African businesspeople located in the USA. The purpose of this grouping is to advance South Africa's interests in a coordinated manner.

A trade delegation accompanied by former Secretary of State, Ms Hillary Clinton, to the SD in 2012, underlined the importance that both South Africa and the USA place on trade relations. Ninety-eight per cent of South Africa's exports enter the US market duty-free and quota-free under the current dispensation of the US African Growth and Opportunities Act (AGOA). The USA has approximately 600 companies in South Africa, which contribute about 30% of all corporate social investment for corporate social projects. The USA is South Africa's second-biggest overseas tourism market, with 326 643 tourists from the country visiting in 2012 (up 13,6% on 2011 figures).

The USA continued to be a major source of official development assistance (ODA) to South Africa and contributed approximately \$541,681 million in ODA per year. The major area of focus remained health, and HIV and AIDS in particular, under the President's Emergency Plan for AIDS Relief (PEPFAR). However, PEPFAR is due to be phased out in the coming years, which will mean a decline in ODA from \$484 million in 2012 to \$250 million in 2017.

CANADA

Annual consultations between South Africa and Canada took place in May 2012. The departments of arts and culture; energy; environmental affairs; health; mineral resources; sport and recreation; trade and industry; transport; and National Treasury, the South African National Defence Force and South African Police Service (SAPS) participated. Total trade between Canada and South Africa in 2012 was R8,96 billion.

LATIN AMERICA AND THE CARIBBEAN

The 10th Joint Cooperation Mechanism (JCM) between South Africa and Cuba took place in May 2012 and resulted in the extension of health cooperation: increasing South African medical students in Cuba; the deployment of Cuban doctors and academics staff in South Africa; and regular hosting of meetings of deans of medical faculties.

South Africa's strong bilateral ties with Brazil continued to remain an important building block for the success of IBSA and BRICS.

An SOM between South Africa and Mexico was held on 6 November 2012. Participating departments were: agriculture; arts and culture; communications; environmental affairs; agriculture, forestry and fisheries; justice and constitutional development; public works; science and technology; tourism; trade and industry; water affairs; and the National Youth Development Agency.

Panama's Deputy Minister of Foreign Affairs, Mr Francisco Alvarez de Soto, visited South Africa as a guest of Deputy Minister Fransman, who in turn paid a reciprocal visit to Panama.

The Foreign Minister of Argentina, Mr Héctor Timerman, and the Deputy Foreign Minister of Chile, Mr Fernando

Schmidt, paid official visits to South Africa to attend structured bilateral meetings.

WESTERN EUROPE

United Kingdom (UK), Ireland and Benelux

Important engagements in the past year included the meeting between President Zuma and Belgian Prime Minister Elio di Rupo on the margins of the SA-EU Summit in Brussels (18 September 2012); consultations between Minister Nkoana-Mashabane and her Belgian counterpart, Minister Didier Reynders (4 July 2012); the South Africa-Ireland Partnership Forum co-chaired by Deputy Minister Fransman and the Irish Minister of State for Trade and Development, Mr Joe Costello (15 November 2012); and meetings between Deputy Minister Ebrahim and his counterparts, Ministers Henry Bellingham (19 July 2012) and Mark Simmonds (12 November 2012).

Senior Officials Consultations were also held with Belgium on ODA to review priorities. Significantly, ODA of €14 million was reallocated to critical areas that support South Africa's national priorities.

The South Africa-Ireland Partnership Forum established the Kader Asmal Scholarship Fund, which secured 10 postgraduate scholarships for South African students to study in Ireland. Similarly, a Film Co-Production Agreement was signed with Ireland (20 May 2012).

Mediterranean Europe

Deputy Minister Ebrahim undertook an Official Visit to Spain from 2 to 3 July 2012 to co-chair with his counterpart, Mr Gonzalo De Benito, the Eighth South Africa-Spain Annual Consultations. The two countries announced further measures to promote strong, sustainable and balanced growth, as well as to strengthen trade and investment cooperation. The Spanish Secretary of State for Commerce,

Mr Jaime García-Legaz, visited South Africa in October 2012 to attend the Spain-South Africa Business Forum and to promote business and investment partnerships between South African and Spanish companies. The Spanish-South African Business Council was established to strengthen private-sector cooperation.

In September 2012, Minister Nkoana-Mashabane undertook an official Visit to Nicosia, Cyprus, and held bilateral consultations with her counterpart, Dr Erato Kozakou-Markoullis. During the visit, an MoU on Bilateral Political Consultations and the Protocol to the Agreement on the Avoidance of Double Taxation and Fiscal Evasion were signed.

In October 2012, Deputy President Motlanthe undertook a Working Visit to Italy to further consolidate and expand political and economic relations. The visit succeeded in highlighting South Africa's infrastructure development programme and identifying opportunities in vocational training and skills development such as the possible collaboration between Eskom's Skills Academy and the Italian counterpart institution. A meeting to promote investment in South Africa was also held with Confindustria, an association of leading industrialists in Italy.

South Africa and France continued to conduct high-level bilateral exchanges through the following established mechanisms: Forum for Political Dialogue (FPD); South Africa-France Seasons; Joint South Africa-France Seminar on Africa; Development Cooperation; Forum for Economic Dialogue; and military and defence industry cooperation, inclusive of an annual Defence Strategic Dialogue.

The bilateral relations with Greece continued to grow in a number of strategic areas. The Deputy Minister of Foreign Affairs, Mr Konstantinos Tsiaras, visited South Africa in November 2012 during which an Economic Cooperation Agreement was concluded.

German-speaking, Nordic and Baltic countries

South Africa and Germany maintain strategic bilateral relations across a broad spectrum through the BNC co-chaired by the South African Deputy President and the German Foreign Minister/Vice-Chancellor. The last session of the BNC was held in Berlin, in May 2012. It is constituted by seven subcommittees covering the areas of foreign affairs, trade and investment, development cooperation, energy, vocational education and training and science and technology. South Africa received an amount of €286,9 million under a Financial and Technical Cooperation Agreement with Germany for the period 2012 to 2013. Despite the global financial crisis, Germany remained one of the few countries that did not reduce its ODA to South Africa.

During 2012, Germany was South Africa's third-largest trading partner, second-largest foreign investor and second-largest source of tourism in Europe. During 2012, German tourism to South Africa grew by over 12% to 266 333. Germany's direct investment volumes were estimated at over R37,66 billion over the period 2003 to 2012. In 2012, Mercedes Benz South Africa announced an investment of US\$286,5 million in production facilities to build the next generation C-Class model in East London. In 2012, the South Africa/Germany Year of Science (2012 to 2013) was launched, with South Africa being represented by the Department of Science and Technology. Around 41 joint research projects were initiated by scientists from both countries, focussing on areas such as astronomy, renewable energy, and pharmaceuticals, among other things.

Bilateral relations with Switzerland are managed through the annual South Africa-Switzerland High-Level Consultations at the level of deputy ministers, the fourth of which was hosted by South Africa in October 2012. The agenda of the engagements included a broad range of issues relating to foreign policy, economic relations, science and technology,

development cooperation and close support for vocational training and skills development. Switzerland remained the fifth-largest investor in South Africa. There are over 200 Swiss-owned companies operating in South Africa and employing 36 352 people. During 2012, the number of Swiss tourists visiting South Africa was 51 807, making it South Africa's sixth-largest source of tourism in Europe.

South Africa continued to rank sixth among Austria's overseas trading partners and is by far Austria's major trading partner in Africa. Some 400 Austrian companies are currently trading with South Africa and more than 50 Austrian companies have direct investments in South Africa. In 2012, a total of 25 179 Austrian tourists visited South Africa. The Austrian Development Cooperation concentrated its engagement in South Africa in the Limpopo and Eastern Cape provinces.

The Nordic countries of Sweden, Norway, Denmark, Finland and Iceland have historically remained important supporters of South Africa's transition and development. During the reporting period, Sweden invested in 14 projects in South Africa across a range of sectors with total capital investment estimated to the tune of R2,04 billion, creating over 1 807 jobs. A total of 33 848 Swedish tourists visited South Africa in 2012.

South Africa identified opportunities for collaboration with Denmark in the energy sector, particularly in the field of renewable energy, such as wind and solar energy and energy-efficiency technology. Danish tourism to South Africa in 2012 stood at 20 422, an increase of 9,7% over the previous year.

CENTRAL AND EASTERN EUROPE

Deputy President Motlanthe paid an Official Visit to Turkey on 7 June 2012 at the invitation of Prime Minister Recep Taysip Erdoğan. A Strategic Partnership was established

with the signing of the BNC Agreement. The BNC covers diverse fields such as political, economic, trade, defence, security, agriculture, minerals, energy, education, tourism, sports and the environment.

A South Africa-Russia Intergovernmental Trade and Economic Cooperation Committee Meeting was held on 11 and 12 November 2012 together with a South Africa-Russia Business Council and Business Forum meetings. During these meetings, South African policy priorities for trade and industry, mineral resources beneficiation, science and technology, energy, education and skills development were discussed.

Minister Nkoana-Mashabane and Deputy Minister Fransman held ministerial bilateral meetings with Russia and Ukraine during official visits, as well as bilateral discussions on the margins of several multilateral meetings.

Deputy Minister Fransman paid a visit to Hungary and Senior Officials' Political Consultations were held with Ukraine, Turkey, Slovenia, Croatia, Romania and Azerbaijan. The central focus of all the high-level bilateral engagements was to enhance political, economic and technical cooperation in support of South Africa's national priorities.

President Zuma hosted President Vladimir Putin on 26 March 2013 for a Working Visit during which they signed the Declaration on Strategic Partnership between South Africa and Russia, affirming the strategic relationship between the two countries. In addition, the following agreements/MoUs were signed: Cooperation in the Field of Energy; MoU on Platinum-Group of Metals; Programme of Cooperation Regarding Cultural Projects 2013 – 2016; Agreement on Recognition of Educational Qualifications and Equivalence of Academic Degrees; Agreement between the South African National Space Agency and ROSCOMOS on the Radio-Astron Project; and the Statement of Intent on Fisheries.

Subprogramme: Africa Multilateral

Strategic Objective: Enhanced African Agenda and sustainable development

Performance indicators	Actual achievement 2011/12	Planned targets 2012/13	Actual achievement 2012/13	Deviation from planned target to actual achievement for 2012/13	Comment on deviation
Advanced South Africa's positions in all scheduled deliberations in the various organs of the UN, AU and SADC through identified processes, debates and resolutions, according to agendas and schedules of multilateral institutions (UN System, AU, SADC and its mechanisms)	<p>Promoted security and stability on the African continent through participation in the following meetings and initiatives:</p> <ul style="list-style-type: none"> • Fifth Annual African Standby Force (ASF) Training Implementation Workshop held in Accra, 6 to 8 December 2011, to consider progress in the implementation of the ASF training plan for 2011 to 2012 and to develop the ASF training plan for 2012 to 2013 • Informal Consultative Meeting of selected HOS/G, 18 February 2012, Cotonou, on peace and security issues in Africa, inclusive of the security situation in West Africa • Sudan Consultative Forum Meeting, 29 March 2012, Addis Ababa, to review the security situation in Sudan and South Sudan and progress made on the implementation of the Comprehensive Peace Agreement (CPA) • 17th Ordinary AU Summit held in Malabo, 23 June to 1 July 2011, focussing on Youth Empowerment and Sustainable Development • 18th Ordinary AU Summit, 23 to 30 January 2012, Addis Ababa, contributed to the Peace and Security Agenda items discussed at the summit, as well as boosting Intra-African trade 	South Africa's positions advanced at meetings of the UN, AU, SADC organs, bodies, agencies and programmes, subsidiary committees and commissions	<p>South Africa's positions advanced at meetings of the AU and SADC organs, bodies, agencies and programmes, subsidiary committees and commissions through:</p> <ul style="list-style-type: none"> • Providing substance support during the AU Peace and Security Ministerial Meeting in Addis Ababa on 24 April 2012, to consider the peace and security situations in Mali, Guinea Bissau, Sudan and South Sudan • Participating in the AU Summit in Addis Ababa, 15 to 16 July 2012, to report on the outcomes of the Global Diaspora Summit. Dr Nkosazana Dlamini Zuma was elected as AUC Chair during the summit • Participating in the AUPSC meeting in Addis Ababa, 14 July 2012, to discuss the security situations in Mali, Sudan, South Sudan, Guinea-Bissau and the DRC • Participating in the 52nd Ordinary Session of the African Commission on Human and Peoples' Rights (ACHPR), held in Yamoussoukro, Côte d'Ivoire, from 9 to 22 October 2012. South Africa in its statement highlighted the status of the human rights situation in South Africa 		



Performance indicators	Actual achievement 2011/12	Planned targets 2012/13	Actual achievement 2012/13	Deviation from planned target to actual achievement for 2012/13	Comment on deviation
	<ul style="list-style-type: none"> Minister Maite Nkoana-Mashabane chaired the UNSC meeting, 11 January 2012, to encourage support for the Transitional Federal Government in Somalia to establish authority throughout the country, build institutions and expand the presence of the AU Mission in the country (AMISON) <p>Advocated for enhancing support of the UN for NEPAD and appointing an Under-SG, as Special Adviser to the UNSG on Africa, by submitting recommendations through the Committee for Programme and Coordination (CPC) report during the 51st Session of the CPC, 6 June to 1 July 2011</p> <p>South Africa, in conjunction with the African Group, advanced the appointment of Under-SG as Special Adviser to the UNSG on Africa</p>		<ul style="list-style-type: none"> Participating in the AU Summit held under the theme “Pan-Africanism and the African Renaissance” in Ethiopia, 27 to 28 January 2013. The summit considered, among others, the upcoming OAU/AU 50th anniversary celebrations; state of peace and security on the continent, including the situation in Mali, DRC and the CAR Participating in the AU Peace and Security Summit held in Addis Ababa, Ethiopia, on 25 January 2013, where the peace and security situation in Africa was considered 		
Strengthened the capacity of the AU and SADC through engagement of structures and mechanisms to promote efficiency and accountability	Participated in the Sixth Meeting of Government Experts, October/November 2011, Addis Ababa, where the Protocol of the African Court of Justice and Human and People’s Rights, and the Protocol of the PAP were reviewed. The AU January 2012 Summit deferred the consideration of the protocols to June 2012 in Malawi	Contribute through participation, secondment of personnel and annual financial contributions to the strengthening of mechanisms and structures of the AU as envisaged in the AU Constitutive Act	Advanced South Africa’s candidature for the AU Commission Chair through: <ul style="list-style-type: none"> participating in the first and second meetings of the Committee of Eight in Cotonou, Benin, 14 May 2012, to facilitate the coordination of the election of the Chair of the AUC participating in the SADC Double Troika Special Meetings of Ministers in Pretoria, 12 April 2012, and in Cape Town, 14 May 2012, respectively to advance the SADC candidature for the position of the AUC Chair 		

Performance indicators	Actual achievement 2011/12	Planned targets 2012/13	Actual achievement 2012/13	Deviation from planned target to actual achievement for 2012/13	Comment on deviation
Coordinated and supported the deployment of South Africa's personnel to conflict areas under the mandate of SADC, the AUPSC and the UNSC	<p>The following mechanisms and meetings were utilised to coordinate South Africa's participation in peace missions:</p> <ul style="list-style-type: none"> • Joint Task Team (JTT) meetings held on a monthly basis • UN engagement regarding secondment posts to UNMIS and UNAMID for the SAPS • JTT meetings held in preparation for the UN C34 meeting and to consider the Draft SADC Civilian Dimension Policy Framework • discussions with the SAPS, 14 March 2012, regarding the deployment of 94 SAPS members and the deployment of an officer to UNAMID <p>Assisted SADC mediation efforts on the implementation of the Road Map for Madagascar</p>	Promote political stability and security on the continent, through strategies and initiatives of the AU and SADC in line with resolutions 1325, 1820, 1888 and 1889	<p>11 JTT meetings were held to coordinate South Africa's participation in peace missions</p> <p>Two JTT meetings, 17 and 18 May 2012, devoted to discuss the revised <i>White Paper on Peace Missions</i></p> <p>A special JTT meeting on 29 August 2012 took place to discuss agenda items for the UN Special Committee on Peacekeeping Operations</p>		
Coordinated South Africa's contribution to disarmament, demobilisation and reintegrations (DDR), Security Sector Reform (SSR) and PCRD activities on the continent	<p>South Africa supported PCRD in Africa through the following meetings and initiatives:</p> <ul style="list-style-type: none"> • technical assessment mission to Sudan, April 2011, conducting a needs analysis on PCRD activities • technical meeting of the AUPCRD on Sudan which reported to the AU, 3 June 2011 • meeting on AU Draft Policy Framework on Security Sector Reform <p>Advanced South Africa's position on peacekeeping in the formulation of the political/technical mandate during the annual February/March 2012 Session of the UN Special Committee on Peacekeeping Operations (C34)</p>	Support regional and multilateral initiatives to establish a continental peace and security architecture	<p>Supported regional and multilateral peace and security initiatives through four PCRD Diplomatic Training Programmes to African diplomats held from 21 May to 8 June 2012; 16 July to 3 August 2012; 14 October to 2 November 2012; and 3 to 28 March 2013</p> <p>Participated in the 13th Forum on Security Sector Reform in Africa held in Paris, 31 May to 7 June 2012, which discussed the AU Policy Framework on Security Sector Reform and the AU's Strategy on the Control of Illicit Proliferation, Circulation and Trafficking of Small Arms and Light Weapons</p>		



Performance indicators	Actual achievement 2011/12	Planned targets 2012/13	Actual achievement 2012/13	Deviation from planned target to actual achievement for 2012/13	Comment on deviation
Election observer missions contributed to and supported	<p>Facilitated the funding of one million Euro to the UNDP for the election process in Guinea-Bissau</p> <p>Provided assistance to Kenya in the implementation of its new Constitution, through facilitating a study tour by the Kenyan Commission for the Implementation of the Constitution (CIC), 25 to 29 July 2011</p> <p>Coordinated South African participation in the following election observer missions:</p> <ul style="list-style-type: none"> • Seychelles Presidential and Parliamentary elections, May and September 2011 • DRC Presidential elections, November 2011 	Financial and human resources contributions to election observer missions	<p>Contributed financial and human resources to election observer missions:</p> <ul style="list-style-type: none"> • Lesotho general elections on 26 May 2012 • Guinea (Conakry) legislative elections on 4 September 2012 • AU Observer Mission for the Kenya general elections held on 4 March 2013 • SADC Electoral Observer Mission for the Constitutional Referendum held in the Republic of Zimbabwe on 16 March 2013 		
Prepared for and hosted the African Diaspora Summit and follow up on outcomes	<p>Undertook regional consultative meetings (covering the USA and the Caribbean) in preparation for the September 2011 Diaspora Ministerial Meeting in South Africa. Submitted a progress report on the implementation of the Diaspora Road Map to the AU 2011 mid-year Summit</p> <p>Convened the African Diaspora Ministerial Meeting, New York, on the margins of UNGA, 24 September 2011. With regard to the preparations for the Global African Diaspora Summit to be held in South Africa on 25 May 2012, the January 2012 AU Summit approved the revised Road Map, which includes the schedule of activities and calendar of events leading up to and following the summit</p>	Host the African Diaspora Summit	<p>Hosted the Global African Diaspora Summit in Pretoria on 25 May 2012. The summit adopted a Declaration that included a Programme of Action and implementation mechanism of the identified projects namely, the:</p> <ul style="list-style-type: none"> • creation of a Skills Database of African Professionals in the Diaspora • establishment of the African Diaspora Volunteers Corps • African Diaspora Investment Fund • Development Marketplace for the Diaspora • African Remittances Institute 		
Fulfilled obligations in terms of the PAP Host Country Agreement	Provided substance and logistical support for the hosting of the fifth and sixth sessions of PAP held in May and October 2011	Provide logistical and infrastructure support	Provided substance and logistical support for the hosting of the 7th and 8th Sessions of PAP held in May and October 2012		

Performance indicators	Actual achievement 2011/12	Planned targets 2012/13	Actual achievement 2012/13	Deviation from planned target to actual achievement for 2012/13	Comment on deviation
Facilitated South Africa's participation in meetings of the APRM	<p>Supported South African participation in the following APRM processes:</p> <ul style="list-style-type: none"> 15th and 16th summits of the Committee of participating Heads of State and Government of the APR Forum, Equatorial Guinea (29 June 2011) and Ethiopia (28 January 2012) Meeting of the National Governing Council (NGC) of the APRM, 15 August 2011 <p>Facilitated the election of Ms Baleka Mbete to serve on the APRM Panel of Eminent Persons</p> <p>Provided support to the National APRM Focal Point in the finalisation of the draft operating procedures adopted at the 16th Summit of the APRM Forum</p>	Prepare for participation in APRM Summit	<p>South Africa participated in the 17th Summit of the APRM Forum in Addis Ababa, 14 July 2012, and contributed to the drafting of the document on the integration of the APRM into the AU</p> <p>Prepared "Key Highlights documents" on individual country reports for participation of principals during the 18th Summit of the APRM Forum in Addis Ababa, 26 January 2013</p>		
Supported South Africa's initiatives in respect of priorities identified by the Africa Action Plan (AAP) 2010 – 2015	<p>Championed the infrastructure programmes of the AAP 2010 – 2015 through participation in the:</p> <ul style="list-style-type: none"> 26th NEPAD Heads of State and Government Orientation Committee (HSGOC) meeting in Ethiopia, 28 January 2012, to provide a progress report regarding PICI as championed by South Africa 42nd and 43rd NEPAD Steering Committee meetings, 25 June 2011, and 24 January 2012, respectively Inter-Ministerial Meeting on PICI in Equatorial-Guinea, 28 June 2011 bilateral fora with France, Turkey, China and the UK <p>Participated in the 51st session of the CPC, 6 June – 1 July 2011, coordinated and drafted recommendations on behalf of African delegations serving on the CPC, which included:</p>	Facilitate the national implementation of the AAP 2010 – 2015 and promote the acceptance of the AAP 2010 – 2015 among all stakeholders and development partners	<p>Provided substance support for the co-chairing of the meetings related to infrastructure programmes of the AAP 2010 – 2015. Act as Secretariat for the following meetings:</p> <ul style="list-style-type: none"> the PICI Working Group meetings, 22 August and 26 September 2012 the PICI North-South Corridor (NSC) Project Preparation and Co-Financing Work Stream, 17 July and 11 September 2012 the NSC Research Sub-Group meeting, 8 August 2012 <p>Prepared for and participated in the NEPAD 26th HSGOC, held in Addis Ababa, 14 July 2012, where South Africa presented the Comprehensive NSC Report to member states, and the NEPAD 27th HSGOC in Addis Ababa, 26 January 2013, where the PICI Heads of State met and a follow-up report was presented</p>		



Performance indicators	Actual achievement 2011/12	Planned targets 2012/13	Actual achievement 2012/13	Deviation from planned target to actual achievement for 2012/13	Comment on deviation
	<ul style="list-style-type: none"> a request for UN support for the high-level subcommittee on PICI closer coordination with the NEPAD Coordinating Agency and other AU structures <p>Advocated support for NEPAD programmes through the following engagements:</p> <ul style="list-style-type: none"> South Africa-China cooperation on green economy and agroprocessing fund, as well as infrastructure projects, April 2011 TICAD-Africa Ministerial follow-up on coordination between the TICAD process and the revised AU-NEPAD AAP, 1 to 2 May 2011 <p>Strengthened cooperation with China on implementation of the African Agenda through FOCAC, September 2011</p>				
Development assistance through the ARF/SADPA	<p>Completed Feasibility Study for establishing SADPA and the Bill for the creation of a Development Cooperation Fund</p> <p>Developed the framework for SADPA's functioning, its structures and posts, a policy framework and operational guidelines</p> <p>Trilateral cooperation arrangements explored with 15 development agencies, and in-principle agreements reached for trilateral cooperation</p>	Operationalise SADPA	Not achieved	The project work for the business case for establishing SADPA, the SADPA Policy Guidelines (Strategic Framework) and the SADPA Systems and Tools were completed	Delays in the finalisation of the project work were caused by due processes for approval

Subprogramme: Africa Multilateral

Strategic objective: Strengthen political and economic integration of the Southern African Development Community (SADC)

Performance indicators	Actual achievement 2011/12	Planned targets 2012/13	Actual achievement 2012/13	Deviation from planned target to actual achievement for 2012/13	Comment on deviation
South Africa's positions advanced at SADC summits and other SADC Ministerial meetings	<p>Participated in SADC Summit and Council of Ministers meeting, 17 to 18 August 2011, where South African policy positions on the forthcoming COP 17 and SADC Consultative Conference were advanced</p> <p>Participated in the Extraordinary SADC Council of Ministers Meeting, 18 to 24 November 2011, where South Africa's positions on SADC's human resources, financial and community-building issues were proposed and accepted</p> <p>Participated in the SADC Council of Ministers meetings, 27 February to 2 March 2012, where, among other things, South Africa's proposal to include engagement with other BRICS member states to support infrastructure development projects in the region, was supported</p> <p>Hosted Joint SADC-UNODC Second Expert Group Meeting, 15 to 16 November 2011, to develop and adopt a five-year Joint-SADC-UNODC Regional Programme to make the SADC region safer from crime and drugs</p>	<p>Coordinate participation in SADC summits, Council of Ministers and Sectoral Ministerial meetings</p> <p>Support peace-support initiatives if necessary in the SADC region</p>	<p>Provided substance support for the SADC summits, Council and Sectoral meetings:</p> <ul style="list-style-type: none"> SADC Tribunal meetings took place in Luanda, Angola, 23 to 27 April and 11 to 15 June 2012, respectively and Mozambique, 8 to 11 August 2012, to consider the amendments to the Protocol on the Tribunal Hosted the SADC Double Troika Meeting in Pretoria, 1 to 4 July 2012, to discuss the upcoming election of the AUC Chairperson The meeting of Ministers of Justice in Maputo, 8 to 11 August 2012, to consider outstanding elements of the Revised Protocol on the SADC Tribunal The SADC Council of Ministers Meeting in Maputo, 15 to 16 August 2012, preceding the SADC Summit held from 17 to 18 August 2012. Key outcomes include the establishment of a Regional Development Fund; approval of the Regional Infrastructure Development Master Plan; and SADC Vision 2050 The SADC Extraordinary Summit held in Dar es Salaam, Tanzania, 7 to 8 December 2012, during which the political and security situation in the DRC, Madagascar and Zimbabwe was considered 		



Performance indicators	Actual achievement 2011/12	Planned targets 2012/13	Actual achievement 2012/13	Deviation from planned target to actual achievement for 2012/13	Comment on deviation
			<ul style="list-style-type: none"> The review meeting of the SIPO held in Arusha, Tanzania, 20 to 23 November 2012. The meeting preceded the SADC Troika Ministers Meeting, which aimed to raise awareness about SIPO among stakeholders The SADC Organ Troika Summit held in Dar es Salaam, Tanzania, 10 to 11 January 2013, which discussed security and political developments in Madagascar and the DRC The SADC Extraordinary Summit in Mozambique, 8 February 2013, discussed the security situation in the DRC The SADC Council of Ministers Meeting, Maputo, 8 to 9 March 2013, during which regional socio-economic and political developments were discussed 		
South Africa's participation in SADC activities, including election observer missions, coordinated through the National Contact Point		<p>Advance regional stability and security, early warning, conflict prevention and resolution, democratisation and good governance through chairing the SADC Organ Troika</p> <p>Support and participate in SADC SEOM to Angola and possibly, Zimbabwe and Madagascar</p>	<p>Provided substance support for South Africa's participation in the adoption of the Peace and Security Framework on the DRC in Addis Ababa, Ethiopia, on 28 February 2013</p> <p>Participated in the SADC Election Observer Mission to Angola from 17 August to 3 September 2012</p> <p>Coordinated and facilitated South Africa's participation in the SADC Electoral Observer Mission to the Referendum in the Republic of Zimbabwe held on 16 March 2013</p>		

Performance indicators	Actual achievement 2011/12	Planned targets 2012/13	Actual achievement 2012/13	Deviation from planned target to actual achievement for 2012/13	Comment on deviation
South Africa as SADC Organ Chair advanced good governance, democratisation, conflict prevention and overall regional security	<p>Coordinated and facilitated substantive and logistical preparations to host participation in the:</p> <ul style="list-style-type: none"> SADC Extraordinary Summit in Windhoek, 19 May 2011, to discuss the situation in Madagascar as well as the SADC Tribunal SADC Extraordinary Summit of the Organ, Lusaka, 21 June 2011, to discuss the situation in Zimbabwe SADC Extraordinary Summit in Sandton, 11 to 12 June 2011, discussing the situation in Zimbabwe and Madagascar <p>SADC Extraordinary Double Troika Ministerial and the Organ Inter-State Politics and Diplomacy Committee (ISPDC) Ministerial meetings, Cape Town, 11 to 12 February 2012, to discuss the SADC candidature for the position of AUC Chair</p>	<p>Participate in coordination efforts to facilitate South Africa's participation in Organ meetings</p>	<p>Prepared for and hosted the SADC Ministerial Committee of the Organ in Pretoria, 30 to 31 July 2012, during which the situation in the Eastern DRC was considered</p> <p>Provided substance support for South Africa's participation in the following engagements:</p> <ul style="list-style-type: none"> SADC Ministerial Committee of the Organ and Summit Troika in Maputo, 15 to 16 August 2012. SADC support for a neutral force in the DRC, as well as, to discuss the situation in Madagascar and Zimbabwe 		



Performance indicators	Actual achievement 2011/12	Planned targets 2012/13	Actual achievement 2012/13	Deviation from planned target to actual achievement for 2012/13	Comment on deviation
SADC regional economic integration processes supported and monitored	<p>Monitored negotiations and progress with the implementation of the SADC FTA and engaged member states</p> <p>Hosted and utilised the SADC-East African Community (EAC)-Common Market for Eastern and Southern Africa (COMESA) Summit, June 2011, to initiate the first phase of negotiation to create a new enlarged FTA between the three RECs</p> <p>Engaged stakeholders in preparation for the structured bilateral with China and Japan to solicit support for the NSC Project</p>	<p>As SADC National Contact Point, support and monitor outcomes of SADC's regional economic integration processes</p> <p>Continue to support and monitor processes of the Tripartite FTA negotiations</p> <p>Continue to support and monitor SACU processes</p> <p>Implementation of RISDP review</p>	<p>Provided substance and logistical support to enhance regional integration during the following engagements:</p> <ul style="list-style-type: none"> Ministerial Task Force (MTF) Meeting on Regional Economic Integration, on the margins of the SADC Summit, which was held in Maputo, Mozambique, 13 August 2012, where the status of the SADC regional economic integration processes was reviewed First COMESA-EAC-SADC Tripartite Technical Working Groups (TWGs) Meeting and the fourth COMESA-EAC-SADC Tripartite Trade Negotiation Forum held in Arusha, Tanzania, 3 to 7 September 2012 The Fifth COMESA-EAC-SADC Tripartite Trade Negotiation Forum held in Cairo, Egypt from 10 to 12 December 2012 		

Subprogrammes: Multilateral and Asia and Middle East

Strategic objective: Strengthen South-South relations in order to advance the development agenda

Performance indicators	Actual achievement 2011/12	Planned targets 2012/13	Actual achievement 2012/13	Deviation from planned target to actual achievement for 2012/13	Comment on deviation
<p>Common positions developed through participation in organisations of the South and their working groups</p>	<p>Coordinated logistical and substance arrangements for South African participation in the XVI NAM Ministerial Conference, Bali, Indonesia, 23 to 26 May 2011</p> <p>Six bilateral meetings were held, among other things, to promote the COP17 Conference and solicit support for the South African Presidency of COP17</p> <p>Utilised the NAM commemorative event to celebrate the 50th NAM anniversary in Belgrade, 4 to 6 September 2011, to promote South Africa's Presidency of COP17 through a formal statement and informal discussions with participants</p> <p>Inputs and proposed amendments submitted to the Zero Draft document of the NAM Coordinating Bureau (COB) Ministerial Meeting, scheduled for May 2012, that was negotiated in New York, 14 March to 4 April 2012</p> <p>Coordinated substance support for South African participation in the Annual G77 Ministerial on the margins of UNGA66</p>	<p>Development of common G77 and NAM positions and initiatives on political, economic and social issues on the agenda of the UN System and associated organisations</p>	<p>Coordinated logistical and substance arrangements for South African participation in the following engagements:</p> <ul style="list-style-type: none"> The Extraordinary Meeting of Commonwealth Senior Officials in London, 12 to 13 April 2012, in preparation for the Ministerial Task Force Meeting to consider the recommendations of the Commonwealth Eminent Persons Group (CW EPG) where seven of the eight recommendations on the draft Charter were accepted 13th Ministerial Meeting of the G77 & China, in Qatar, 21 April 2012, which adopted a Ministerial Declaration highlighting the developmental needs and priorities of the countries of the South as well as policy options and strategies to address these needs NAM Ministerial Meeting in Egypt, 7 to 10 May 2012, where South Africa contributed to the development of the NAM outcomes document and tabled a Declaration on the African National Congress Centenary Year 		



Performance indicators	Actual achievement 2011/12	Planned targets 2012/13	Actual achievement 2012/13	Deviation from planned target to actual achievement for 2012/13	Comment on deviation
	Promoted common positions of the South through South Africa's engagements in multilateral processes, including UNGA and its main committees, subsidiary bodies of ECOSOC, specialised agencies, funds and programmes, as well as NAM and G77 processes		<ul style="list-style-type: none"> The G77 & China Meeting, held in New York from 26 to 28 September 2012, adopted a Ministerial Declaration, which, among other things, addressed the major concerns of the group in the current recessionary global economic climate The XVI NAM Summit, held in Tehran, Iran, from 26 to 31 September 2012 to advance common positions of the South Commonwealth Foreign Affairs Ministers Meeting in New York, 29 September 2012, during which ministers further considered CW EPG recommendations Participated in the monthly NAM COB meetings to coordinate positions of the South on agenda items of UNGA 		
Participation in high-level meetings of organisations of the South facilitated	<p>Supported high-level South African participation in the 11th Meeting of the Council of Ministers of the IOR-ARC, Bengaluru, 15 November 2011, adopting a feasibility study on promoting intra-regional tourism</p> <p>Strengthened the Secretariat through the secondment of an official to the Secretariat of the IOR-ARC in Mauritius</p>	Develop common positions and coordinate and monitor the implementation of IBSA, BRICS, IOR-ARC and Commonwealth initiatives, agreements and action plans	<p>Matrix finalised for discussion and consideration during the 20th IBSA Focal Point Meeting on the margins of UNGA67 in New York, 28 September 2012</p> <p>BRICS Foreign Ministers Meeting held on the margins of UNGA67 in New York, 26 September 2012. The foreign ministers issued a statement on the situation in Syria</p> <p>Prepared for and participated in the Fifth FOCAC Ministerial Conference in Beijing, 19 to 20 July 2012, where South Africa became co-chair with China until 2018.</p>		

Performance indicators	Actual achievement 2011/12	Planned targets 2012/13	Actual achievement 2012/13	Deviation from planned target to actual achievement for 2012/13	Comment on deviation
			<p>Logistics and substance support provided for BRICS Sherpa and Sous-Sherpa meetings in preparation for the Fifth BRICS Summit:</p> <ul style="list-style-type: none"> • 28 to 31 August 2012 • Brazil: 29 to 30 November 2012 • Russia: 3 December 2012 • China: 6 to 7 December 2012 • India: 9 to 10 December 2012 • 22 to 27 March 2013 		
			<p>South African positions and the Agenda of the South were advanced through the following engagements of the IOR-ARC:</p> <ul style="list-style-type: none"> • The Bi-Annual SOM of the IOR-ARC in preparation for the Council of Ministers (COM) Meeting. The meeting took place from 7 to 8 May 2012. The Committee of Senior Officials (CSO) confirmed a number of new projects in the fields of tourism, trade and investment, maritime security, and aquaculture • The COM Meeting of the IOR-ARC, held in India from 28 October to 2 November 2012. Some of the key outcomes of this meeting were the adoption of new projects, the final adoption of the University Mobility of the Indian Ocean (UMIOR) Constitution, Maritime Security and Safety within the IOR region, Trade and Investment Facilitation, "Observer Status" for the IOR-ARC at UNGA, the recommendation from South Africa for Observer Status of the IOR-ARC at the AU and the adoption of six priority areas for IOR-ARC 		



Performance indicators	Actual achievement 2011/12	Planned targets 2012/13	Actual achievement 2012/13	Deviation from planned target to actual achievement for 2012/13	Comment on deviation
Joint initiatives and activities undertaken by IBSA and BRICS member states, promoting the implementation of the Agenda of the South	Coordinated and supported participation at the Third BRICS Summit in Sanya, Hainan Island, 14 April 2011, and the Fourth BRICS Summit, New Delhi, 29 March 2012, resulting in the following:	Monitor implementation of joint IBSA and BRICS initiatives through the work of various sectoral working groups	South Africa prepared for BRICS Summit participation and follow-up on previous summits' decisions through the following meetings:		
	<ul style="list-style-type: none"> In the Sanya Declaration, BRICS member states supported Africa's industrialisation and infrastructure development, based on inputs made by South Africa In the Delhi Declaration and Action Plan, member states supported a feasibility study on a Development Bank to fund infrastructure projects <p>Hosted the Fifth IBSA Summit, 18 October 2011, Pretoria. The outcomes of the summit was the Tshwane Declaration focussing on areas of cooperation in global governance reform; Libya; Arab-Israeli peace process; Syria; Sri Lanka; Afghanistan; Sudan and the Republic of South Sudan; Somalia; Guinea-Bissau; and Haiti</p>		<ul style="list-style-type: none"> The Sous-Sherpa hosted a meeting on 1 July 2012 of BRICS ambassadors to discuss the implementation of the outcomes of the Fourth BRICS Summit Inter-Departmental Stakeholders Meeting held for the drafting of the Summit Declaration on 28 September 2012 Academic Forum and BRICS Think-Tanks meetings were coordinated in consultation with the Department of Higher Education and Training (DHET) (12 February), Higher Education South Africa (HESA) (28 January 2013, 1 and 19 February) and Human Science Research Council (HSRC) (meeting with DHET & BRICS Secretariat on 12 February 2013); and chaired the BRICS Academic Forum and Advisory Group Committee meetings on 21 January 2013 and 20 February 2013 		

Performance indicators	Actual achievement 2011/12	Planned targets 2012/13	Actual achievement 2012/13	Deviation from planned target to actual achievement for 2012/13	Comment on deviation
			<p>Hosted the Fifth BRICS Summit in Durban on 27 March 2013, resulting in the eThekweni Declaration and Action Plan, with the following major outcomes:</p> <ul style="list-style-type: none"> • establishment of the new Development Bank and Contingent Reserve Arrangement (US\$100 billion) • hosting the BRICS Leaders Africa Dialogue Forum Retreat, obtaining pledges of support for Africa's infrastructure development agenda • launch of the BRICS Business Council • launch of the BRICS Think-Tanks Council • issued the annual BRICS Statistics Publication • concluded two agreements under the auspices of the BRICS Inter-Bank Cooperation Mechanism 		
Projects identified and submitted for IBSA funding	South Africa paid its annual contribution of US\$1 million to the IBSA Fund. The IBSA Fund, with the consent of the focal points, contributed funding to projects in Haiti, Guinea-Bissau, Palestine and Burundi	Identify and submit projects for funding by the IBSA Trust Fund to the three focal points comprising South Africa, India and Brazil	Project proposals circulated to IBSA focal points and submitted to the IBSA Trust Fund for Sudan and South Sudan on 19 December 2012		



Subprogrammes: Multilateral and Europe

Strategic objective: Strengthen relations with strategic formations of the North in order to advance national priorities and the Development Agenda of the South

Performance indicators	Actual achievement 2011/12	Planned targets 2012/13	Actual achievement 2012/13	Deviation from planned target to actual achievement for 2012/13	Comment
African Agenda and the Agenda of the South promoted in formations of the North	<p>South Africa promoted the African Agenda and Agenda of the South with the EU through the following meetings:</p> <ul style="list-style-type: none"> • SA-EU Summit held at Skukuza, 15 September 2011, focussing on the long-term prospects of the Strategic Partnership with regard to: <ul style="list-style-type: none"> - new areas for cooperation - EU-SADC Economic Partnership Agreement negotiations - Africa-EU cooperation in radio astronomy - security situation in Africa and the Middle East 	<p>African Agenda and the Agenda of the South promoted in formations of the North such as the EU, TICAD, G8 Africa Outreach Programme, G20 and African Partnership Forum</p>	<p>South Africa promoted the African Agenda and Agenda of the South with the G20 through the following engagements:</p> <ul style="list-style-type: none"> • The third and fourth meetings of the Development Working Group under the Mexican Presidency, 3 to 5 May and 4 to 5 October 2012, in Bali, Indonesia • Workshop on an Accountability Mechanism for G20 that was held immediately prior to the Fourth Development Working Group meeting • Third Sherpas' Meeting, 22 to 23 May 2012, and Fourth Sherpas' Meeting, 16 to 17 June 2012, in preparation for the G20 Summit • South Africa promoted the African Agenda and Agenda of the South with the EU through the following meetings: <ul style="list-style-type: none"> • SA-EU Ministerial Dialogue (MPD), 24 August 2012, covering bilateral issues and issues of regional security • SA-EU Summit was held in Brussels, 18 September 2012, covering cooperation in science and technology; the finalisation of an Agreement on the Peaceful Uses of Nuclear Energy; and support for South Africa's infrastructure programme • SA-EU Regional Policy Meeting of the Trade Cooperation Council was held in Johannesburg, 19 to 22 March 2013, discussing EPAs and market access issues 		

Performance indicators	Actual achievement 2011/12	Planned targets 2012/13	Actual achievement 2012/13	Deviation from planned target to actual achievement for 2012/13	Comment
			<p>South Africa promoted the African Agenda and Agenda of the South with the EU, through the following engagements of the ACP:</p> <ul style="list-style-type: none"> • 30th Session of the ACP Parliamentary Assembly, 22 November 2012 • 29th Session of the ACP-EU Joint Parliamentary, 29 November 2012 • 96th Session of the ACP Council of Ministers Meeting in Equatorial Guinea, 10 to 11 December 2012 • Seventh Summit of ACP Heads of State and Government, held in Equatorial Guinea, 13 to 14 December 2012 		
<p>Facilitated South African participation in high-level meetings of organisations of the North</p>	<p>South Africa participated in the following meetings under the auspices of the SA-EU Strategic Partnership:</p> <ul style="list-style-type: none"> • 12th SA-EU Joint Cooperation Council Meeting on 20 July 2011 to discuss the implementation plan of the SA-EU Strategic Partnership • two Joint SA-EU Security Committee meetings on 7 June 2011 and 19 July 2011 to discuss regional peace and security issues <p>Participated in the Africa-Turkey Ministerial Meeting, Turkey, 14 to 17 December 2011, to review the Implementation Plan of the Africa-Turkey Partnership</p>	<p>High-level participation facilitated in G20 Summit, G8, (TICAD Ministerial follow-up meeting) and participate in G20 Working Groups and Dialogues under the SA-EU Strategic Partnership</p>	<p>South Africa participated in the following meetings under the auspices of the SA-EU Strategic Partnership:</p> <ul style="list-style-type: none"> • 13th SA-EU Joint Cooperation Council (JCC) on 17 July 2012 during which a Human Rights Dialogue was established • SA-EU Politics and Security Committee Meeting took place in Brussels, 30 April 2012, endorsing the terms of reference for the SA-EU Political and Security Dialogue Forum (PSDF) • The 15th AU-EU Strategic Partnership Meeting of the Africa-EU Joint Task Force (JTF) was held in Addis Ababa, Ethiopia, 14 to 15 February 2013. The outcomes of the meeting included a proposed new EU financial instrument dedicated to supporting the objectives of the partnership; and the meeting prepared for the next Africa-EU Summit <p>Participated in the TICAD Ministerial Meeting in Marrakech, 5 to 6 May 2012, which addressed, among other things, the status of the Yokohama Action Plan in support of the African Development Agenda</p>		



Subprogramme: Multilateral

Strategic objective: Participate in the Global System of Governance to enhance international responsiveness to the needs of developing countries and Africa in particular through a reformed and strengthened rules-based multilateral system

Performance indicators	Actual achievement 2011/12	Planned targets 2012/13	Actual achievement 2012/13	Deviation from planned target to actual achievement for 2012/13	Comment
South Africa's positions reflected in processes, debates and resolutions, according to agendas and schedules at multilateral institutions dealing with peace and security, sustainable development, democracy, good governance, human rights and gender mainstreaming, justice and international law, reform of the multilateral rules-based system, as well as disarmament and non-proliferation	<p>Provided substance and logistical support for:</p> <ul style="list-style-type: none"> President and Minister's participation at the High-Level Segment of UNGA, including the participation of the South African delegation at UNGA66 Minister's participation in the G20 Ministerial Meeting, focussing on sustainable development, 18 to 20 February 2012, Mexico 20th Session of the Commission on Crime Prevention and Criminal Justice (CCPCJ), 11 to 15 April 2011, Vienna Minister's bilateral engagements on the margins of the NAM Mid-Term Meeting, 23 to 27 May 2011, Bali, and the NAM commemorative event, 4 to 6 September 2011, Belgrade Promoted South Africa's positions at the Nuclear Suppliers Group (NSG), 20 to 24 June 2011, The Hague, to promote positions of the developing world and support nuclear non-proliferation and access of the developing world to advanced technologies for development Supported the visit to South Africa by the UNHRC Special Rapporteur on the Right to Food, 7 to 15 July 2011 South African delegation at the Fourth Conference of State Parties to the UN Convention on the Rights of Persons with Disabilities (CRPD), New York, 7 to 9 September 2011 	<p>Through processes, debates and resolutions in organs of the UN, AU and SADC, contribute to the maintenance of peace and security, sustainable development, democracy, good governance, human rights, justice and international law, as well as disarmament and non-proliferation</p>	<p>Advancing South Africa's positions on the maintenance of international peace and security through participation in:</p> <ul style="list-style-type: none"> UNGA and other fora debate in support of mediation efforts in Syria NAM Working Group on Revitalisation and reform of the General Assembly and the UN, 28 June 2012 UNSC Peacekeeping Working Group (PKWG), 18 June 2012, and debates in the Peacebuilding Commission the third Biennial Review of the Global Counter-Terrorism Strategy, 29 June 2012 UNGA General Debate on 25 September 2012, discussing South Africa's positions on UNSC reform <p>Advancing South Africa's positions on sustainable development through advancing South Africa's position at:</p> <ul style="list-style-type: none"> the Rio +20 Conference: High-level segment in Rio de Janeiro, Brazil, 20 to 22 June 2012, during which political commitment was renewed towards the implementation of sustainable development, and progress in implementation of gaps in meeting the already-agreed commitments and address new and emerging challenges 		

Performance indicators	Actual achievement 2011/12	Planned targets 2012/13	Actual achievement 2012/13	Deviation from planned target to actual achievement for 2012/13	Comment
	<ul style="list-style-type: none"> South Africa's Governor on the Board of the International Atomic Energy Agency (IAEA) reflected South Africa's national positions on the non-proliferation of nuclear weapons and peaceful uses of nuclear energy, at four meetings of the IAEA Board of Governors, and the General Conference, 19 to 23 September 2011 President and Minister at the Commonwealth Heads of Government Meeting (CHOGM), 23 to 30 October 2011, as well as the preparatory meetings held prior to CHOGM Participated in the 19th Session of the HRC, 28 February to 23 March 2012, Geneva, where Resolution 17/19 on Sexual Orientation and Gender Identity was adopted Promoted South Africa and Africa's position, and reported on progress made on the implementation of the UN Programme of Action (UNPOA), during the Prep-Com on the UNPOA on Small Arms and Light Weapons, 19 to 23 March 2012, New York Provided logistical and substance support to the Sherpa in preparation for the President's participation in the Nuclear Security Summit, 26 to 27 March 2012, Seoul Provided substance and logistical support for the President's participation in the Nuclear Security Summit, Seoul, 26 to 27 March 2012, during which South Africa's position on Highly Enriched Uranium minimisation was articulated 		<ul style="list-style-type: none"> Promoted South Africa's national health priorities and foreign policy health interests during the Expert Group Meeting of the Foreign Policy and Global Health Initiative, which took place in Paris, France, from 18 to 19 June 2012 The 45th Session of the UN Commission on Population and Development, held in New York from 23 to 27 April 2012 <p>South Africa's positions on democracy and good governance presented during:</p> <ul style="list-style-type: none"> UN processes and debates on democracy and good governance within the context of the Human Security Network (HSN) The General Assembly debate on "Follow-up on Human Security", resulting from the 2005 World Summit Outcome Resolution and the search for consensus, 4 June 2012 11th Session of the UN Permanent Forum on Indigenous Issues <p>Advanced South Africa's position on human rights and gender mainstreaming at the following engagements:</p> <ul style="list-style-type: none"> 11th Global Conference on Ageing, held in Prague, 28 May to 1 June 2012, and promoted the concept of a UN Convention on the Rights of Older People 		



Performance indicators	Actual achievement 2011/12	Planned targets 2012/13	Actual achievement 2012/13	Deviation from planned target to actual achievement for 2012/13	Comment
			<ul style="list-style-type: none"> • 20th Session of the HRC in Geneva, 25 February to 22 March 2013, articulating South African positions in the debate on the report of the Special Rapporteur on Health on “Violence against Women”; co-sponsored the Resolution on “Right to Education” (resolution adopted by consensus) • 21st Session of the CCPCJ, held in Vienna, Austria, 23 to 27 April 2012, during which South Africa tabled a resolution that was also adopted by consensus • 57th Session of the CSW held in New York, from 4 to 15 March 2013, contributing to agreed conclusions • Chairing the New Agenda Coalition promoting the First Preparatory Committee Meeting of the 2014 NPT Review Conference Vienna, Austria, 30 April 2012 to 11 May 2012 • Arms Trade Treaty (ATT) negotiations (2 to 27 July) • Second Meeting of the African Commission on Nuclear Energy (AFCONe) (26 July 2012) to discuss progress on the conclusion of the host country agreement for AFCONe in South Africa • 56th IAEA General Conference, Geneva, 17 to 21 September 2012 • Third Meeting of the parties to the Convention on Cluster Munitions, Oslo, Norway, 11 to 14 September 2012 • The IAEA Board of Governors Session in Geneva, March 2013. The focus was on nuclear safety and technology and safeguards implementation was emphasised 		

Performance indicators	Actual achievement 2011/12	Planned targets 2012/13	Actual achievement 2012/13	Deviation from planned target to actual achievement for 2012/13	Comment
Supported, coordinated and facilitated South Africa's engagement in multilateral events, processes, initiatives, resolutions and decisions on the agendas of UN bodies, organs, agencies, programmes and international organisations in association with the UN	<p>Complied with international obligations by coordinating and submitting South Africa's annual reports to the Anti-Personnel Mine-Ban Treaty on 4 May 2011</p> <p>Participated in preparatory processes, articulating South Africa's position on the ATT, leading to formal negotiations on the ATT, due in July 2012</p>	Lead and coordinate inter-departmental consultations; drafting position papers, briefing documents and directives	<p>In preparation for South Africa's multilateral engagements, the following interdepartmental consultations were conducted:</p> <ul style="list-style-type: none"> • three stakeholder meetings, 21 August, 7 August and 10 July 2012 in preparation for the IAEA General Conference • two interdepartmental Counter Terrorism Working Group meetings, 24 July and 12 October 2012; reviewed current issues on the multilateral agenda pertaining to terrorism • three interdepartmental meetings; 12, 22 and 23 June 2012; in preparation for the 36th Session of the World Heritage Council • chaired the interdepartmental working group, 20 September 2012, in preparation for the General Assembly of the World Intellectual Property Organisation • hosted the third interdepartmental workshop on the Post-2015 UN Development Agenda, 19 February 2013, to further elaborate on South Africa's positions which will inform the country's global engagement in this process 		
Utilised South Africa's tenure of the UNSC to advance international peace and security, and also strengthened the UNSC's cooperation with regional organisations, particularly the AUPSC	<p>Compiled policy directives on Africa and South Africa's position on UNSC reform for the guidance of South African delegations to UN fora in the deliberations on UNSC reform</p> <p>Supported the maintenance of international peace and security, through South Africa's participation in UNSC debates regarding the issues before the council, including Libya, Yemen, Afghanistan, Cyprus, Sudan, South Sudan, Syria and the Middle East</p> <p>Participated in the adoption of 62 resolutions, 24 presidential statements and 19 communiqués</p>	Develop and coordinate resolutions, statements, reports, position papers and briefing documents	<p>Supported the maintenance of international peace and security through South Africa's participation in UNSC debates regarding the issues before the council, including the presentation of the <i>UNSC Annual Report</i> to UNGA, the situation in Palestine, the West Africa visit and enhanced cooperation between the AUPSC and the UNSC</p> <p>Participated in the adoption of 25 resolutions, 11 presidential statements and three communiqués</p> <p>Hosted the Workshop on the Implementation of Security Council Resolution 1540 (2004) for African States in collaboration with the AU, supported by the United Nations Office for Disarmament Affairs (UNODA) in Pretoria, 21 and 22 November 2012</p>		



Performance indicators	Actual achievement 2011/12	Planned targets 2012/13	Actual achievement 2012/13	Deviation from planned target to actual achievement for 2012/13	Comment
	<p>Advanced South Africa's positions through participation in counter-terrorism debates and other technical processes of the UNSC</p> <p>Utilised strategic partnerships in the UNSC to enhance international peace and stability through:</p> <ul style="list-style-type: none"> an IBSA delegation to Damascus, August 2011, to promote national dialogue in Syria BRICS Ministerial Delegation to Moscow, November 2011, to promote South Africa's position regarding dialogue in Syria the BRICS Summit, Delhi, and the NAM meeting, April 2011, called for a solution of the Palestinian situation UNGA66 high-level segment during which South Africa supported the Palestinian application for statehood 		<ul style="list-style-type: none"> South Africa's positions articulated during the open debates on post-conflict peace-building (20 November 2012), peacekeeping operations and inter-mission cooperation among UN peacekeeping operations (12 December 2012), combating international terrorism (15 January 2013) and the situation in the Middle East (23 January 2013) 		
Advocated the delivery of commitments aimed at realising the millennium development goals (MDGs), especially on the African continent	<p>The following engagements were undertaken with development partners towards MDG commitments:</p> <ul style="list-style-type: none"> participated in the MDG Contact Group Ministerial Follow-Up Meeting in Japan, 2 to 3 June 2011, during which South Africa advocated acceleration towards the achievement of the MDGs in Africa by 2015 motivated and advocated continued support from Japan for MDG goals in Africa through TICAD, during the TICAD Africa Ministerial Follow-up Meeting in Dakar, May 2011 <p>Facilitated and hosted the UNDP MDGs Acceleration Framework (MAF) National Task Team Meeting, discussing health</p>	Include commitments regarding the realisation of the MDGs on engagements with bilateral partners and strategic formations	<p>The following engagements were undertaken with development partners towards MDG commitments:</p> <ul style="list-style-type: none"> Participated in the 65th Session of the World Health Assembly of the World Health Organisation (WHO), in Geneva, 21 to 26 May 2012, during which South Africa participated in the election of the WHO Director-General, and monitored progress in achieving health-related MDGs Provided substance support during the High-Level Side Event of the Post-MDGs Contact Group, entitled <i>Towards 2015: Dialogue with the Members of the High-Level Panel on the Post-2015 Development Agenda</i>. Held on the margins of UNGA67 in New York, 25 September 2012 Participated in a High-Level Meeting on Scaling Up Nutrition, held on the margins of UNGA67 in New York on 27 September 2012 		

Performance indicators	Actual achievement 2011/12	Planned targets 2012/13	Actual achievement 2012/13	Deviation from planned target to actual achievement for 2012/13	Comment
Humanitarian assistance provided as identified or requested	<p>Finalised the Strategic Framework Agreement between South Africa and the UNDP to enhance cooperation in sub-Saharan Africa and through South-South cooperation, signed by the Minister, 22 September 2011</p> <p>Provided humanitarian financial assistance to the value of R23,75 million to countries and institutions, namely Turkey, Nicaragua, Thailand, AU Pledging Conference on Somalia, Namibian Red Cross, Gift of the Givers, International Committee of the Red Cross (ICRC), UN Relief and Works Agency (UNRWA), Central Emergency Response Fund (CERF), International Federation of Red Cross and Red Crescent Societies (IFRC), Food and Agriculture Organisation (FAO), UNHRC, World Food Programme (WFP) and International Organisation for Migration (IOM)</p>	Funding and assistance identified and approved	Provided humanitarian financial assistance to the value of R24 million to countries and institutions, namely DRC refugees in Rwanda, Nigerian refugees in Chad, Union of Comoros , DPRK, Malawi, Mozambique, Seychelles, WFP and UNHCR		
Provided legal advice and assistance on all issues related to international and domestic law; accurate record-keeping of treaties	<p>Provided 1 312 legal opinions; managed 26 litigation matters; attended three hearings; two Promotion of Access to Information Act, 200 (Act 2 of 2000) requests; and certified 120 agreements for Presidential approval</p> <p>Participated in negotiations requiring legal input in the AU and its institutions and mechanisms; BRICS Sherpa Meeting; Maritime Piracy Conference; Donors Conference; SADC Tribunal and Transport Corridor; SADC Road Map for Peace in Madagascar; UN Committee on the Peaceful Uses of Outer Space; African Civil Aviation Commission (AFCAC) Air Transport Committee; UNFCCCC; Greater Mapungubwe Transfrontier Conservation Area; Asian-African Legal Consultative Organisation; UN Ad Hoc Open-Ended Informal Working Group (marine biological diversity); UN Open-Ended Informal Consultative Process and the Law of the Sea; International Institute for the</p>	Provide legal assistance as and when requested	<p>Provided 1 291 legal opinions, certified 29 agreements and managed 11 court cases</p> <p>Performed custodial duties for 3 086 treaties in the South African Treaties Register, and 286 treaties in Provincial Treaties Register</p>		



Performance indicators	Actual achievement 2011/12	Planned targets 2012/13	Actual achievement 2012/13	Deviation from planned target to actual achievement for 2012/13	Comment
	<p>Unification of Private Law (UNIDROIT); Diplomatic Conference for the Adoption of the UNIDROIT Space Assets Protocol; Annual Steering Committee Meeting of the South African Extended Continental Shelf Claim Project; COP17 – Bureau and BASIC meetings; and FAO Voluntary Guidelines on Tenure of Land, Fisheries and Food</p>				
<p>Global governance strengthened through the hosting of and follow-up to international conferences, including the follow-up to COP17/CMP7 as President</p>	<p>South Africa hosted the COP17/CMP7, Durban, 28 November to 9 December 2011, resulting in the following outcomes:</p> <ul style="list-style-type: none"> second commitment period under the Kyoto Protocol (KP) the establishment of the Green Climate Fund (GCF) a set of outcomes under the Ad hoc Working Group on Long-Term Cooperative Action (AWG-LCA) the launch of the Durban Platform for Enhanced Action (ADP), providing for the road map that anchors all the decisions of COP17/CMP7 <p>Promoted the COP17 Conference and solicited support for the South African Presidency through:</p> <ul style="list-style-type: none"> 10 bilateral meetings during the XVI NAM Ministerial Conference, Bali, 23 to 26 May 2011 statement made on COP17 and three bilaterals conducted during the NAM commemorative event to celebrate its 50th anniversary in Belgrade, 4 to 6 September 2011 12 bilateral meetings during CHOGM, Perth, 28 to 30 October 2011 	<p>Follow up on identified conferences as per the attached list in Annexure A, including COP17/CMP7 follow-up hosting of Ministerial Meeting related to decisions taken</p>	<p>In its capacity as President of COP17/CMP7, South Africa participated in high-level meetings to follow up on the outcomes of COP17/CMP7 and prepare for the hand-over of the Presidency to Qatar of COP18:</p> <ul style="list-style-type: none"> The official launch of the Ad Hoc Working Group on the ADP in Bonn, 17 May 2012, where members confirmed their commitment to commence with the substantive work under the ADP The Bureau Meeting of the UNFCCC in Bonn, 17 May 2012, during which the progress in implementing work from COP17 decisions was reviewed The UNFCCC Inter-Sessional Conference in Bonn, 14 to 25 May 2012 The Petersberg Climate Dialogue III, entitled “Matching Ambition with Action”, in Berlin, 15 to 17 July 2012. The meeting agreed that combating climate change and adapting to its consequences remained a key political priority The 11th BASIC Meeting in Sandton, 12 to 13 July 2012, and the 12th BASIC Meeting, 20 to 21 September 2012. Issues discussed included: negotiations under the Ad Hoc Working Group on Further Commitments for Annex 1 Parties under the Kyoto Protocol (AWG-KP); Ad Hoc Working Group on Long-Term Cooperative Action under the Convention (AWG-LCA); and the Ad Hoc Working Group on the ADP 		

Performance indicators	Actual achievement 2011/12	Planned targets 2012/13	Actual achievement 2012/13	Deviation from planned target to actual achievement for 2012/13	Comment
	A special Ad-hoc Committee on Climate Change convened on the margins of the SA-Japan Partnership Forum, Tokyo, 2 to 3 June 2011, to enhance closer cooperation				
South Africa's candidatures for membership in identified strategic organisations and promoted	<p>South African experts elected to:</p> <ul style="list-style-type: none"> • International Law Commission (ILC) • Committee on the Elimination of Racial Discrimination (CERD) • International Residual Mechanism for Criminal Tribunals (IRMCT) • Council of the International Maritime Organisation (IMO) <p>Through the decision on improved coordination at the Consultative Forum on International Relations (CFIR) Meeting in October 2011, an annexure on the Candidatures Policy was added to the document <i>Measures and Guidelines for the Enhanced Coordination of South Africa's International Engagements</i></p> <p>Convened 12 meetings of the Candidatures Committee and submitted to the Executive Management Committee recommendations in respect of elections for 18 international bodies or committees</p> <p>Received 53 diplomatic representatives concerning requests for South African support of their candidatures to international bodies</p>	Candidates identified and recommended as per International Candidatures Strategy	Five Candidatures Committee meetings convened on 23 April 2012, 18 May 2012, 17 October 2012, 21 November 2012 and 9 January 2013 to consider elections for the UN President of the General Assembly (PGA), Committee on the Elimination of Discrimination against Women (CEDAW), Commission on the Limits of the Continental Shelf (CLC), Advisory Committee on Administrative and Budgetary Questions (ACABQ), COC, International Civil Service Commission (ICSC), International Criminal Court (ICC), Committee on the Rights of People with Disabilities, International Civil Aviation Organisation (ICAO), IMO and United Nations Educational, Scientific and Cultural Organisation (UNESCO)		



Subprogrammes: Africa Bilateral; Americas and the Caribbean; Asia & Middle East and Europe

Strategic objective: Strengthen political, economic and social relations to advance South Africa's national priorities

Performance indicators	Actual achievement 2011/12	Planned targets 2012/13	Actual achievement 2012/13	Deviation from planned target to actual achievement for 2012/13	Comment
National priorities, the African Agenda and the Agenda of the South advanced through strengthened and expanded bilateral and multilateral cooperation, including agreements, structured bilateral mechanisms, high-level visits, with individual countries	Advanced national priorities, the African Agenda and the Agenda of the South through: <ul style="list-style-type: none"> • 22 structured bilateral mechanisms held • 103 high-level engagements held at the level of President, Deputy President, Minister, Deputy Ministers and presidential special envoys during 92 incoming and 89 outgoing state and official visits 	Advanced national priorities, the African Agenda and the Agenda of the South through 83 structured bilateral mechanisms (BNCs, JCCs, strategic dialogues, JCMs, partnership forums)	Advanced national priorities, the African Agenda and the Agenda of the South through: <ul style="list-style-type: none"> • 26 structured bilateral mechanisms held • 77 high-level visits held at the level of President, Deputy President, Minister, Deputy Ministers and presidential special envoys during 119 incoming and 83 outgoing state and official visits • 20 SOMs held 	40 additional bilateral engagements held	There is great demand internationally to engage South Africa on issues

Performance indicators	Actual achievement 2011/12	Planned targets 2012/13	Actual achievement 2012/13	Deviation from planned target to actual achievement for 2012/13	Comment
Engaged civil society and relevant stakeholders on identified issues	<p>Facilitated engagement of civil society through the following:</p> <ul style="list-style-type: none"> • Technical Committee of Burundi's TRC's visit South Africa, 5 to 6 September 2011 • Egyptian delegation from the Freedom and Justice Party's visit to South Africa, 19 to 22 March 2012, to consult on Constitution drafting • Japan organised business in South Africa, 8 to 11 November 2011 • roundtable discussion of the Somali Diaspora at the University of the Western Cape, 14 February 2012 • technical assistance provided to several health and education non-governmental organisations through the US PEPFAR programme 	Engage civil society and relevant stakeholders on identified issues	<ul style="list-style-type: none"> • Study tour to South Africa by a Kenyan delegation, focussing on liaison between political parties and the Electoral Commission from 14 to 22 July 2012 • The Third SA-France Seminar on Africa, held in Pretoria on 2 October 2012, involving representatives from think-tanks and academia • Academic Forum and BRICS Think-Tank meetings were coordinated in consultation with DHET (12 February), HESA (28 January 2013, 1 and 19 February) and HSRC (meeting with DHET and BRICS Secretariat on 12 February 2013); and chaired the BRICS Academic Forum and Advisory Group Committee meetings on 21 January 2013 and 20 February 2013, resulting in the establishment of a BRICS Think-Tanks Council 		



Performance indicators	Actual achievement 2011/12	Planned targets 2012/13	Actual achievement 2012/13	Deviation from planned target to actual achievement for 2012/13	Comment
Coordinated interdepartmental participation and implementation of South Africa's foreign policy	Promoted the enhancement of interdepartmental coordination through the following: Interdepartmental Working Group meetings convened, 9 September 2011 and 22 March 2012, to consult national departments in formulating South Africa's positions on the CWEPG recommendations for the high-level participation in Commonwealth processes	Coordinate interdepartmental consultations and coordinate South Africa's positions and strategies	In preparation for South Africa's multilateral and bilateral engagements, 90 interdepartmental meetings were held to coordinate the implementation of South Africa's foreign policy		
Coordinated participation from all spheres of government in, and implementation of, South Africa's foreign policy objectives	Convened the Second CFIR Meeting, 12 to 13 October 2011, attended by senior representatives from all spheres of government, to improve the coordination of South Africa's international engagements as per Cabinet Decision of 10 December 2009	Coordinate interdepartmental consultations and coordinate South Africa's positions and strategies	In preparation for South Africa's multilateral and bilateral engagements, 90 interdepartmental meetings were held to coordinate the implementation of South Africa's foreign policy across all spheres of government		
Drafted analytical reports on political, economic and social developments in host countries, that could impact on South Africa's national interests and foreign policy positions, including early warning reports	New indicator	Draft analytical reports and documentation in support of principals as required	Submissions and documents drafted for 123 bilateral engagements reported, reflecting political, social and economic developments that could impact on South Africa's national interests and foreign policy positions		

Performance indicators	Actual achievement 2011/12	Planned targets 2012/13	Actual achievement 2012/13	Deviation from planned target to actual achievement for 2012/13	Comment
Exports of South African goods and services, especially value-added products, foreign direct investment and tourism promoted and facilitated	Engaged 14 identified countries with significant trade promotion potential in agriculture, agroprocessing, energy, finance, health, information, technology, aviation, aerospace, arts and crafts, and construction, among other things, for the purpose of increased South African exports	Promote South Africa as an investment and tourism destination through workshops and structured bilateral engagements	South Africa was promoted as an investment and tourism destination and the export of value-added South African products was promoted through 166 promotional events and seminars		

Subprogramme expenditure

Subprogramme name	2012/13			2011/12		
	Final appropriation	Actual expenditure	(Over)/under expenditure	Final appropriation	Actual expenditure	(Over)/under expenditure
	R'000	R'000	R'000	R'000	R'000	R'000
Bilateral Relations Management	288 986	287 234	1 752	305 338	285 338	20 000
Diplomatic Representative	2 565 369	2 549 457	15 912	2 294 685	2 267 062	27 623
Total	2 854 355	2 836 691	17 664	2 600 023	2 552 400	47 623



5.3. PROGRAMME 3: PUBLIC DIPLOMACY AND STATE PROTOCOL

PURPOSE: Communicate South Africa's role and position in international relations in the domestic and international arenas. Provide Protocol services.

Programme 3 consists of the following subprogrammes: Public Diplomacy and State Protocol.

Delivering on the following strategic objectives:

- provide strategic Public Diplomacy direction nationally and internationally
- provide effective State Protocol services.

PUBLIC DIPLOMACY

Among other things, the cornerstone of Public Diplomacy's work is communication and marketing. This initiative is indicative of the renewed efforts to strengthen communication with partners – nationally and internationally. On the other hand, Public Diplomacy has managed to identify vibrant and pragmatic marketing strategies, thus improving on the promise to maximise understanding of the Department of International Relations and Cooperation's (DIRCO) foreign-policy mandate.

Public Diplomacy focussed on strengthening relations with the media, and repositioned engagements with citizens through 30 public participation programmes, working with non-governmental organisations and civil society. The result

of these strengthened relations culminated in issuing 373 media statements and conducting 40 regular media briefings for principals. These mediums of communication provided the necessary platforms for principals to communicate South Africa's foreign-policy engagements, in order to enhance understanding of DIRCO's work. Furthermore, Public Diplomacy also gave particular attention to the use of social media – which has increased exponentially – to convey various messages and periodic updates on the country's international engagements. Efforts were also made to strengthen media research and analysis, as well as speechwriting capacity, for the purpose of addressing unfavourable perceptions about South Africa's foreign-policy positions.

DIRCO continues to interact with the various diplomatic Missions accredited to South Africa through the annual Minister's Banquet and the annual Diplomatic Fair. Public Diplomacy supported all communication and marketing aspects of this project during the year in review. As part of advancing the African Agenda, Public Diplomacy provided communication and marketing support during the Global African Diaspora, which aimed to create sustainable partnerships between the African Diaspora and the African continent through an achievable Programme of Action.

Similarly, in a quest to support South-South cooperation, Public Diplomacy provided the necessary communication and marketing support during the Fifth Brazil, Russia, India, China and South Africa (BRICS) Summit, held in South Africa in March 2013. In this context, Public Diplomacy conducted BRICS provincial roadshows in all provinces to create awareness about South Africa's hosting of the summit, as well as the potential benefits from

this membership. All the speeches, marketing material and media statements were aimed at educating and informing the public about essential aspects of the first-ever BRICS Summit on African soil.

Public Diplomacy also introduced the quarterly magazine, *Ubuntu*, to communicate with and educate stakeholders on South Africa's international relations policy positions, achievements, objectives and goals. It covers issues ranging from current affairs, bilateral and multilateral milestones, upcoming key events, as well as international work done by other government departments, business and parastatals.

STATE PROTOCOL

During the period under review, State Protocol facilitated logistical arrangements for various major events such as the Global African Diaspora Summit, BRICS Summit, two Southern African Development Community ministerial summits as well as the opening and closing ceremonies of the 2013 Orange Africa Cup of Nations Football Tournament early in 2013.

Protocol services were also rendered to the President and Deputy President for 119 incoming and 83 outgoing state and official visits.

The department facilitated international travelling by provinces and local municipalities for 228 outgoing visits, four incoming visits and nine Memoranda of Understanding (MoUs)/twinning arrangements. A total of 41 596 VIPs were assisted through the State Protocol lounges.

Subprogramme: Public Diplomacy

Public Diplomacy promotes a positive projection of South Africa's image, communicates foreign-policy positions to both domestic and foreign audiences, and markets and brands South Africa by utilising public diplomacy platforms, strategies, products and services

Performance indicators	Actual achievement 2011/12	Planned targets 2012/13	Actual achievement 2012/13	Deviation from planned target to actual achievement for 2012/13	Comment
Implemented South Africa's public diplomacy strategies	<p>Provided departmental coverage on ministerial and deputy ministerial activities through the following:</p> <ul style="list-style-type: none"> • media interviews • press statements • video recordings 	Implemented comprehensive communication strategies on South Africa's foreign policy	<p>Provided departmental coverage on ministerial and deputy ministerial activities through the following:</p> <ul style="list-style-type: none"> • media briefings held: 40 • press releases issued: 373 		
Public diplomacy platforms and instruments identified suitable to events and messages	<p>Implemented marketing initiatives for the following events:</p> <ul style="list-style-type: none"> • COP17 • 103 state and ceremonial events • 92 incoming and 89 outgoing state and official visits 	Public diplomacy platforms and instruments identified and suitable events and messages utilised for various events and messages, including the Ministerial Outreach	Provided professional coverage for 175 departmental activities. Capture video, photographic and audio material of all ministerial and other departmental events		
Implementation of DIRCO integrated marketing communication plan to targeted stakeholders	Adopted an MoU with Brand South Africa relating to a marketing communication plan	Implement DIRCO's integrated marketing communication plan	The integrated marketing communication plan continuously reviewed and implemented during 28 departmental events as per the Public Diplomacy Calendar		
Provide DIRCO communication products and services in compliance with DIRCO requirements for Head Office and Missions	<p>Promoted communication on South Africa's foreign-policy objectives through the following products:</p> <ul style="list-style-type: none"> • promotional material for COP 17 • Article on COP17/CMP7 for a Parliamentary publication 	Provision of products and services for Head Office and Missions, including internal monthly newsletter, desk calendars and publications for internal stakeholders	Promotional material was distributed to 125 Missions during the year		



Subprogramme: State Protocol

State Protocol facilitates incoming and outgoing high-level visits and ceremonial events as well as coordinates and regulates engagement with the local diplomatic community. It also provides protocol advice and support to the various spheres of government, facilitates the hosting of international conferences in South Africa and manages the State Protocol lounges and guesthouses.

Performance indicators	Actual achievement 2011/12	Planned targets 2012/13	Actual achievement 2012/13	Deviation from planned target to actual achievement for 2012/13	Comment
State events and international visits for principals as per the international schedule facilitated and coordinated	<p>Provided protocol services for 92 incoming and 89 outgoing state and official visits</p> <p>Provided protocol services for 103 state and official events, during 92 incoming and 89 outgoing state and official visits</p>	As per the international schedule of the President and Deputy President and the Departmental Programme for International Summits and Conferences in South Africa	<p>Provided protocol services for 119 incoming and 83 outgoing state and official visits</p> <p>Provided protocol services for 83 state and official events, during 119 incoming and 83 outgoing state and official visits</p>		
Application of the Diplomatic Immunities and Privileges Act, 2001 (Act 37 of 2001), as amended and policy in line with the Service Delivery Charter	<p>Managed the processing of:</p> <ul style="list-style-type: none"> • 931: identity documents (IDs) • 700: permits • 700: fuel levy registrations • 1 614: duty-free imports • 174: reports on crimes against diplomats <p>Approved and communicated the Policy for Diplomatic Immunities and Privileges to the diplomatic community during a briefing, 15 March 2012</p> <p>Facilitated the following diplomatic and consular appointments:</p> <ul style="list-style-type: none"> • 32: RSA Diplomatic Heads of Mission (HOMs) finalised • 9: RSA Consular HOMs and Honourary Consuls finalised • 32: Foreign Diplomatic HOMs finalised • 10: Foreign HOMs and Honourary Consuls finalised 	<p>Compliance with the legal framework</p> <p>Adherence to the Service Delivery Charter</p>	<p>Managed the processing of:</p> <ul style="list-style-type: none"> • 1 662: IDs • 5 205: permits • 120: fuel levy registrations • 1 622: duty-free imports • 47: reports on crimes against diplomats • 75: immunity disputes <p>Facilitated the following diplomatic and consular appointments:</p> <ul style="list-style-type: none"> • 53: RSA Diplomatic HOMs finalised • 8: RSA Consular HOMs and Honourary Consuls finalised • 36: Foreign Diplomatic HOMs finalised • 13: Foreign HOMs and Honourary Consuls finalised 		

Subprogramme expenditure

Subprogramme name	2012/13			2011/12		
	Final appropriation	Actual expenditure	(Over)/under expenditure	Final appropriation	Actual expenditure	(Over)/under expenditure
	R'000	R'000	R'000	R'000	R'000	R'000
Public Diplomacy	69 479	69 280	199	54 031	50 038	3 993
Protocol	226 155	224 986	1169	440 371	437 415	2 956
Total	295 634	294 266	1 368	494 402	487 453	6 949

5.4. PROGRAMME 4: INTERNATIONAL TRANSFERS

PURPOSE: Fund membership fees and transfers to international organisations

It provides for South Africa's contribution with regard to membership of international organisations such as the United Nations, African Union and Southern African Development Community. It also provides for transfers to the African Renaissance Fund.

International transfers					
Performance indicators	Actual achievement 2011/2012	Planned target 2012/2013	Actual achievement 2012/2013	Deviation from planned targets to actual achievement for 2012/2013	Comment on deviations
Delivery of payments to international organisations is correct, appropriate, on time and within budget	R819 588	R938 411	R937 775	R636	

Subprogramme expenditure

Subprogramme name	2012/13			2011/12		
	Final appropriation	Actual expenditure	(Over)/under expenditure	Final appropriation	Actual expenditure	(Over)/under expenditure
	R'000	R'000	R'000	R'000	R'000	R'000
International Organisations	938 411	937 775	636	819 588	819 588	-
Total	938 411	937 775	636	819 588	819 588	-



6. SUMMARY OF FINANCIAL INFORMATION

6.1 Departmental receipts

Departmental receipts	2012/13			2011/12		
	Estimate	Actual amount collected	(Over)/under collection	Estimate	Actual amount collected	(Over)/under collection
	R'000	R'000	R'000	R'000	R'000	R'000
Sales of goods and services other than capital assets	658	864	(206)	548	1 589	(1 041)
Fines, penalties and forfeits	0	2 554		0	188	0
Interest, dividends and rent on land	4 667	582	4 085	4 445	1 436	3 009
Sales of capital assets	3 756	1 675	2 081	3 596	1 873	1 723
Financial transactions in assets and liabilities	15 009	41 019	(26 010)	14 295	77 842	(63 547)
Total	24 090	46 694	(22 604)	22 884	82 928	(59 856)

Departmental receipts are generated from: interest earned from Missions' bank accounts; rent on state-owned property; refunds received through Value-Added Tax (VAT) returns from Missions related to purchases of previous financial years; foreign exchange rate gains; and proceeds of asset disposals, such as redundant furniture and fixtures. The variance between the revenue collected and the budgeted amount is due to the VAT refunds received by Missions that relate to previous financial years' expenditure.

6.2 Programme expenditure

Programme name	2012/2013			2011/2012		
	Final appropriation	Actual expenditure	(Over)/under expenditure	Final appropriation	Actual expenditure	(Over)/under expenditure
	R'000	R'000	R'000	R'000	R'000	R'000
Administration	1 183 125	1 124 460	58 665	1 239 376	1 162 385	76 991
International Relations	2 854 355	2 828 575	25 780	2 600 023	2 552 400	47 623
Public Diplomacy and Protocol	295 634	294 266	1 368	494 402	487 453	6 949
International Transfers	938 411	937 775	636	819 588	819 588	-
Total	5 271 525	5 185 076	86 449	5 153 389	5 021 826	131 563

The department has spent 98,4% of its allocated budget. The deviation is due to outstanding payments for the expenditure incurred during the Brazil, Russia, India, China and South Africa (BRICS) Summit. The event was hosted almost at the end of the financial year; hence payments could not be made before financial closure. Furthermore, the underspending was attributable to delays in refurbishment projects in Washington and Tokyo due to unforeseen structural reinforcements that had to be made before continuing with the project plans. In this regard, the department has requested roll-over of funds for the completion of the projects as well as outstanding payments.

6.3 Transfer payments, excluding public entities

During the period under review, the department honoured its membership contributions to the international organisations in full, including contributions to the organs of the AU that are resident in South Africa, namely, the New Partnership

for Africa's Development Secretariat and the African Peer Review Mechanism. Expenditure increase is attributable to the recapitalisation of the African Renaissance and International Cooperation Fund. The transfer payments increased to R937.775 million in the 2012/13 financial year when compared to R819.588 million transferred in the

2011/12 financial year.

The table below reflects the transfer payments made for the period 1 April 2012 to 31 March 2013

Name of transferee	Purpose for which the funds were used	Compliance with s 38 (1) (j) of the PFMA	Amount transferred (R'000)	Amount spent by the entity	Reasons for the funds unspent by the entity
ASIA-AFRICA LEGAL CONS ORG:AALCO	Assessed and membership contribution		140	140	
INDIA,BRAZI,SA DIALOG FORUM(IBSA)	Assessed contribution		9 060	9 060	

Name of transferee	Purpose for which the funds were used	Compliance with s 38 (1) (j) of the PFMA	Amount transferred (R'000)	Amount spent by the entity	Reasons for the funds unspent by the entity
PERM COURT OF ARBITRATION (FIGO)	Assessed and membership contribution		110	110	
AFRICN CARIBBEAN&PACIFC	Membership contribution		5 664	5 664	
AFRICAN PEER MECHANISM	Membership contribution		2 500	2 500	
AU MEMBERSHIP FEES	Membership contribution		167 045	167 045	
BCTERIAL&TXIC WEAP CONV	Assessed and membership contribution		388	388	
COMMONWEALTH	Membership contribution		5 605	5 605	
COMPREH TEST BAN TREATY	Membership contribution		1 269	1 269	
G77 ECONOMIC COOPERATIO	Assessed contribution		113	113	
UNDP LOC OF COST (GLOC)	Assessed contribution		7 557	7 557	
HUMANITARIAN AID	Voluntary contribution		24 747	24 747	
NEW PARTNERSH AFRIC DEV	Membership contribution		7 500	7 500	
ORG ECONOMIC CO-OP&DEV	Assessed contribution		328	328	
PEREZ-GUERRERO TRST FND	Assessed contribution		60	60	
SA DEVE COMM MEMBERSHIP	Membership contribution		52 408	52 408	
SOUTH CENTRE	Assessed contribution		1 164	1 164	
UN HUMAN RIGHTS	Assessed contribution		1 122	1 122	
UN MEMBERSHIP FEES	Membership contribution		129 546	129 546	
UN TECHNICAL COOPERAT					
UN DEVELOPMENT PROGRAM	Assessed contribution		1 150	1 150	
UN CHILDRENS FUND	Assessed contribution		241	241	
UN VOLUN FUND DSABILITY	Assessed contribution		79	79	
TRIBUNAL LAW OF THE SEE	Assessed contribution		1 765	2 328	
UN CONV LAW OF THE SEA	Assessed contribution		305	305	

The table below reflects the transfer payments which were budgeted for in the period 1 April 2012 to 31 March 2013, but no transfer payments were made.

Name of transferee	Purpose for which the funds were to be used	Amount budgeted for (R'000)	Amount transferred (R'000)	Reasons why funds were not transferred
<i>None</i>				

6.4 Public entity

The department, in consultation with the National Treasury, is responsible for the administration of the African Renaissance and International Cooperation Fund, which was established in terms of Act 51 of 2000.

The fund is under the control of the Director-General of International Relations and Cooperation who, as the Accounting Officer, keeps records and accounts of all payments into and out of the fund. An Advisory Committee was appointed to make recommendations to the Ministers of International Relations and Cooperation and Finance on

the disbursement of funds, as provided for in the African Renaissance and International Cooperation Fund Act, 2000.

Name of public entity	Services rendered by the public entity	Amount transferred to the public entity	Amount spent by the public entity	Achievements of the public entity
African Renaissance and International Cooperation Fund	Rendering other financial assistance and granting loans and/or in respect of development projects in other countries, in particular African countries	R517 million	R1 070 million (includes funds that were carried over from previous years)	<p>Socio-economic development and integration: funded six projects, including cooperation with other countries</p> <p>Humanitarian assistance: funded five countries</p> <p>Human resource development: funded six projects</p> <p>Promotion of democracy and good governance: funded four observer missions</p>

6.5 Conditional grants and earmarked funds paid

The department did not pay any conditional grants during the 2012/13 financial year.

6.6 Conditional grants and earmarked funds received

The department did not receive any conditional grants during the 2012/13 financial year.

The following earmarked funds were received:

6.6.1	African Renaissance Fund	R517 million
6.6.2	Head Office Campus Office	R186 million

6.7 Donor funds

The department did not receive any donor funds during the 2012/13 financial year.

6.8 Capital investment, maintenance and asset management plan

During the 2012/13 financial year, it was ensured that the Missions with state-owned properties were allocated funding to carry out routine and day-to-day maintenance work. The Missions were assisted in drafting maintenance plans for the Mission facilities. This initiative will be continued in the 2013/14 financial year.

Small works were carried out at the following facilities:

- London, Chancery – removal of asbestos
- Copenhagen, Official Residence – repairs to the fence
- Copenhagen Chancery – improvements to the drainage system
- Madrid, Chancery – replacement of air-conditioning units
- Lisbon, Official Residence and Chancery – electrical repairs, damp proofing and repairs to fence and side walk

- Rome, Official Residence – improvements to the drainage system
- Ottawa, Chancery – repairs to gates and fencing.

In the 2013/14 financial year, small works are planned as follows:

- replacement of the roof and interior refurbishment of the Official Residence in Mbabane
- replacement of the kitchen and interior painting in the Official Residence in Madrid
- replacement of the kitchen in the Official Residence in Munich
- refurbishment of the kitchen and interior upgrades at the Official Residence in Rome
- exterior painting and repairs at the Official Residence in Copenhagen
- upgrade of the drainage system and interior upgrades at the Official Residence in Tel Aviv
- the repair of the boundary retaining wall and roof leaks in the Official Residence in Vienna.

The department added to its state-owned international property portfolio by purchasing the freehold title for an Official Residence in London, United Kingdom, to be used by the Minister Plenipotentiary at the South African High Commission in London.

Infrastructure projects	2012/13			2011/12		
	Final appropriation	Actual expenditure	(Over)/under expenditure	Final appropriation	Actual expenditure	(Over)/under expenditure
New and replacement assets						
Existing infrastructure assets		131 745				
• Upgrades and additions		131 745				
• Rehabilitation, renovations and refurbishments						
• Maintenance and repairs						
Infrastructure transfer						
• Current						
• Capital						
Total		131 745				



Head Office
The Department of International Relations and Cooperation

PART C: GOVERNANCE

1. INTRODUCTION

Governance within the department is strengthened by a system of management structures at Executive level. The Minister and Deputy Ministers meet with the Director-General (DG) and Deputy DDGs to formulate the strategic policy direction of the department.

The Directors-General Forum, comprising the DG and DDGs, gives impetus to the implementation of the strategic policy direction as well as attends to high-level managerial tasks. The Departmental Management Forum (DMF), comprising all members of the SMS at Head Office, meets to provide direction on the strategic management of the department. At Branch level, branches hold their own meetings to ensure implementation of policy directives and for monitoring and assessing purposes.

The department continued to ensure that existing policies are promptly updated, and in this regard, policies were updated and adopted by the department during the 2012/13 financial year, after a wider consultation with all stakeholders.

To address the Auditor-General (AG) and Internal Audit findings in relations to information and communications technology (ICT) governance, the department, with the guidance from the Audit Committee, made some strategic interventions, which resulted in the development and approval of the following:

- ICT Governance Framework
- ICT Strategic and Operational Plan
- ICT policies and procedures
- ICT Infrastructure Refresher Plan.

2. RISK MANAGEMENT

The department undertook Enterprise-Wide Risk Management processes for the financial year 2012/13. This was done focussing on both Strategic Risk Assessment as well as Operational Risk Assessment. The department established the Risk Management Committee and appointed an independent person as Chairperson of the Risk Management Committee. The membership to the Risk Management Committee constitutes respective business process owners at DDG, Chief Director and Director levels.

3. FRAUD AND CORRUPTION

The department's fraud prevention plan is aimed at promoting ethical conduct, as well as combating fraud, corruption, theft, maladministration and other acts of misconduct

In respect of all reported incidents of corruption, fraud, theft, maladministration or financial misconduct, Heads of Offices are required to immediately review, and where possible, improve the effectiveness of the controls that have been breached in order to prevent similar irregularities from taking place in future, within a period of 48 hours after the occurrence of the initial incident.

4. MINIMISING CONFLICT OF INTEREST

The department has implemented a process whereby all officials who are involved in the Supply Chain Management process sign the code of conduct. Furthermore, all officials participating in the adjudication process meetings are also required to declare in writing any conflict of interest. All prospective suppliers are also required to complete and

sign the declaration of interest form for each and every procurement.

5. CODE OF CONDUCT

The department is adhering to the Government-Wide Public Service Code of Conduct. In case of breach of conduct, the department follows a disciplinary process.

6. HEALTH SAFETY AND ENVIRONMENTAL ISSUES

The department complies with the Occupational Health and Safety Act, 1993 (Act 85 of 1993), at both its Head Office in Pretoria and Missions abroad. New facilities are compliant with prevailing building codes and regulations and best practices on health, safety and sustainability. The renovation of state-owned properties abroad focus, inter alia, on the removal of hazardous materials found in older buildings.

Staff members are trained to act as safety, health and environmental representatives as well as first-aid wardens, fire wardens and evacuation wardens and all facilities have disaster management/evacuation plans. At its Head Office, the Departmental Occupational Health and Safety Committee has been established that meets at least quarterly as prescribed by the Act. At Missions, staff comply with local legislation pertaining to safety and environmental issues.

Systems and procedures for reporting and managing accident and incidents in the workplace are in place and communicated to staff on a regular basis to ensure that such matters are dealt with within the existing legal framework.

7. INTERNAL CONTROL UNIT

During the beginning of the 2012/13 financial year, Internal Audit developed its Three-Year Strategic Rolling Plan for the period 2012/13 – 2014/15 and the Operational Plan for the 2012/13 financial year, which was adopted by Departmental Management and approved by the Audit Committee.

The unit has conducted a number of internal, performances, forensic and ICT audits both at Missions and Head Office during the year and has offered the department comprehensive recommendations for improvement. The unit also presented possible internal control weaknesses with recommendations in the management of Missions by Head Office to the DMF.

Internal Audit Unit reported their performance against the Operational Plan for the 2012/13 financial year, which enabled the Audit Committee to continually monitor the performance.

PART D: HUMAN RESOURCES (HR)

1. LEGISLATURE THAT GOVERNS HR MANAGEMENT

The department conforms to the Public Service Act, 1994 (Act 103 of 1994), and Public Service Regulations (Chapter 1, Part III J.3 and J.4).

2. INTRODUCTION

During the period under review, the department collaborated with the Department of Public Service and Administration (DPSA) to embark upon an Organisational Functionality Assessment; the outcomes of which would inform the review of the departmental organisational structure during the 2014/15 financial year. The review will ensure the alignment of the organisational structure with

capacity required to carry out the department mandate and contribution to the domestic priorities in an efficient and effective manner.

The department identified critical vacant positions across the organisation and as a result filled 138 posts.

Finding suitable candidates to meet equity targets continued to be a challenge, particularly in view of Cabinet's target of 50% representation for women at SMS level and 2% for people with disabilities.

The department responded to the request to establish youth and disability directorates. However, implementation was delayed due to the new organisational structure requirements in line with the DPSA directive.

The Employee Wellness Centre continued to provide a 24-hour support service to all DIRCO employees and their families, both at Head Office and Missions.

3. HUMAN RESOURCE (HR) OVERSIGHT STATISTICS

Personnel-related expenditure

The following tables summarise the final audited personnel-related expenditure by programme and by salary bands. In particular, it provides an indication of the following:

- amount spent on personnel
- amount spent on salaries, overtime, home-owner's allowances and medical aid.

TABLE 2.1: Personnel expenditure by programme

The department's budget is reflected in terms of defined programmes. The following table summarises the final audited personnel-related expenditure by programme. In particular, it provides an indication of the amount spent on personnel costs in terms of the three programmes. Costs related to staff additional to the establishment such as the HR pool, cadets and interns are included in Programme 1. Locally Recruited Personnel (LRP) at the South African Missions abroad are included in Programme 2.

Programme	Total expenditure (R'000)	Personnel expenditure (R'000)	Training expenditure (R'000)	Professional and special services expenditure (R'000)	Personnel expenditure as a % of total expenditure	Average personnel cost per employee (R'000)
Programme 1	1 123 318	319 638	12 452	584	29	376
Programme 2	2 838 482	1 725 436	906	586	61	396
Programme 3	293 630	108 281	0	64	37	308
TOTAL	4 255 430	2 153 355	13 358	1 234	51	446

TABLE 2.2: Personnel cost

Personnel cost	Personnel expenditure (R'000)	Personnel cost as a % of total expenditure	Average personnel cost per employee (R'000)
Total as per financial system	2 153 244	41.5	510
TOTAL	2 153 244	41.5	510

NOTE: Persal and BAS systems could not provide figures by salary band, hence the information is provided for the entire personnel expenditure.

TABLE 2.3: Salaries, overtime, home-owners allowance and medical aid by programme

The following table provides a summary by programme of expenditure incurred as a result of salaries, overtime, home-owner allowance and medical assistance in each case. The table provides an indication of the percentage of the personnel budget that was used for these items.

Programme	Salaries		Overtime		Home-owners allowance (HOA)		Medical aid	
	Amount (R'000)	% of personnel costs of programme	Amount (R'000)	% of personnel costs of programme	Amount (R'000)	HOA as a % of personnel costs of programme	Amount (R'000)	% of personnel costs of programme
Programme 1	216 299	67.7	15 565	4.9	7 976	2.5	12 693	4.0
Programme 2	394 406	22.9	9 824	0.6	7 409	0.4	53 413	3.1
Programme 3	71 652	66.2	5 732	5.3	2 649	2.4	4 866	4.5
TOTAL	682 357	31.7	31 121	1.4	18 034	0.8	70 972	3.3

Employment and vacancies

The tables in this section summarise the position with regard to employment and vacancies.

The following tables summarise the number of posts on the establishment, the number of employees, the vacancy rate, and whether there are any staff who are additional to the establishment.

This information is presented in terms of three key variables:

- programme
- salary band
- critical occupations.

TABLE 3.1: Employment and vacancies by programme as at 31 March 2013

Programme	Number of posts on approved establishment	Number of posts filled	Vacancy rate %	Number of employees additional to the establishment
Programme 1	1 074	918	14.5	105
Programme 2	1 332	1 129	15.6	0
Programme 3	371	351	5.1	0
TOTAL	2 777	2 398	13.6	105

- Programme 1 excludes interns and learners.
- The table excludes the three political office bearers' posts.

TABLE 3.2: Employment and vacancies by salary bands as at 31 March 2013

Salary band	Number of posts on approved establishment	Number of posts filled	Vacancy rate %	Number of employees additional to the establishment
Lower skilled (1-2)	67	24	64.2	55
Skilled (3-5)	278	240	13.7	2
Highly skilled production (6-8)	802	735	8.7	56
Highly skilled supervision (9-12)	1 340	1 120	16.5	35
Senior management (13-16)	287	276	3.8	12
TOTAL	2 774	2 395	13.6	105

- Lower skilled (levels 1-2) reflects 55 learners and interns.
- The table excludes the three political office bearers' posts.



TABLE 3.3: Employment and vacancies by critical occupation as at 31 March 2013

Critical occupations	Number of posts on approved establishment	Number of posts filled	Vacancy rate %	Number of employees additional to the establishment
Heads of Mission	125	118	5.6	5
Diplomatic Corps	622	588	5.5	2
Senior Management	155	133	14.2	11
TOTAL	902	839	7	18

Job evaluation

Within a nationally determined framework, executing authorities may evaluate or re-evaluate any job in his or her organisation. In terms of the regulations, all vacancies on salary levels 9 and higher must be evaluated before they are filled. The following table summarises the number of jobs that were evaluated during the year under review. The table also provides statistics on the number of posts that were upgraded or downgraded.

TABLE 4.1: Job evaluation

	Number of posts on approved establishment on 31 March 2013	Number of jobs evaluate	% of posts evaluated by salary bands	Posts upgraded		Posts downgraded	
				Number	% of posts evaluated	Number	% of posts evaluated
Lower skilled (Levels 1-2)	67	0	0	0	0	0	0
Skilled (Levels 3-5)	278	1	0.4	0	0	0	0
Highly skilled production (Levels 6-8)	802	7	0.9	3	0.21	0	0
Highly skilled supervision (Levels 9-12)	1340	7	0.5	0	0	0	0
Senior Management Service Band A	217	5	2.3	0	0	0	0
Senior Management Service Band B	56	6	10.7	0	0	0	0
Senior Management Service Band C	13	0	0.0	0	0	0	0
Senior Management Service Band D	1	0	0.0	0	0	0	0
TOTAL	2774	26	0.9	3	0.21	0	0

The table excludes the three political office bearers' posts.

The following table provides a summary of the number of employees whose own positions were upgraded due to their post being upgraded. The number of employees might differ from the number of posts upgraded since not all employees are automatically absorbed into the new posts and some of the posts upgraded could also be vacant.

TABLE 4.2: Profile of employees whose positions were upgraded due to their posts being upgraded

Beneficiaries	African	Asian	Coloured	White	Total
Female	1	0	0	0	1
Male	2	0	0	0	2
TOTAL	3	0	0	0	3

The following table summarises the number of cases where remuneration bands exceeded the grade determined by job evaluation. Reasons for the deviation are provided in each case.

TABLE 3.3: Profile of employees who have been granted higher salary bands than those determined by job evaluation

Total number of employees whose remuneration exceeded the grade determined by job evaluation in 2012/13	None

Employment changes

This section provides information on changes in employment over the financial year. Turnover rates provide an indication of trends in employment profile of the department. The following tables provide a summary of turnover rates by salary band for critical occupations.

TABLE 5.1: Annual turnover rates by salary band

Salary band	Employment at beginning of period; 1 April 2012	Appointments	Terminations	Turnover rate
Lower skilled (Levels 1-2)	75	1	3	4
Skilled (Levels 3-5)	256	10	13	5.1
Highly skilled production (Levels 6-8)	732	49	103	14.1
Highly skilled supervision (Levels 9-12)	1 128	28	45	4
Senior Management Service Bands A	179	3	27	15.1
Senior Management Service Bands B	88	0	13	14.8
Senior Management Service Bands C	15	0	1	6.7
Senior Management Service Bands D	3	0	1	33.3
TOTAL	2 476	91	206	8.3



- The table excludes the three political office bearers.
- Information on contracts is included in the figures provided by Salary Band.

TABLE 5.2: Annual turnover rates by critical occupation

Critical occupation	Employment at beginning of period	Appointments	Terminations	Turnover rate
Heads of Mission	118	16	32	27.1
Diplomatic Corps	587	0	7	1.2
Senior Managers	145	3	9	6.2
TOTAL	850	19	48	5.6

- The table excludes the three political office bearers.

The table identifies the major reasons why staff left the department. Figures are also provided for the previous three years for comparative purposes.

TABLE 5.3: Reasons why staff are leaving the department

Termination type	2009/10		2010/11		2011/12		2012/13	
	Number	% of total employment	Number	% of total employment	Number	% of total employment	Number	% of total employment
Death	11	5.1	12	10.1	10	7.4	8	3.9
Resignation	32	14.7	33	27.7	23	17.1	41	19.9
Expiry of contract	108	49.8	27	22.7	50	37.3	101	49.0
Dismissal – operational changes	0	0	0	0	0	0	0	0.0
Dismissal – misconduct	3	1.4	3	2.5	1	0.7	1	0.5
Dismissal – inefficiency	0	0	0	0	0	0	0	0.0
Discharged due to ill-health	0	0	0	0	3	2.2	0	0.0
Retirement	32	14.7	23	19.3	27	20.1	38	18.4
Transfer to other public service departments	31	14.3	21	17.6	20	14.9	17	8.3
Granting employee-initiated severance package	0	0	0	0	0	0	0	0.0
TOTAL	217	100	119	100	134	100	206	100
Total number of employees who left as a % of total employment		9		5		6		9

TABLE 5.4: Promotions by critical occupation

Occupation:	Employees 1 April 2012	Promotions to another salary level	Salary level promotions as a % of employees by occupation	Progressions to another notch within a salary level	Notch promotions as a % of employees by occupation
Heads of Mission	118	0	0	99	84
Diplomatic Corps	587	0	0	431	73
Senior Managers	145	6	4	121	83
TOTAL	850	6	0.7	651	77

- The table excludes the three political office bearers.

TABLE 5.5: Promotions by salary band

Salary band	Employees 1 April 2012	Promotions to another salary level	Salary bands promotions as a % of employees by salary level	Progressions to another notch within a salary level	Notch promotions as a % of employees by salary bands
Lower skilled (Levels 1-2)	75	0	0	16	67
Skilled (Levels 3-5)	256	0	0	191	75
Highly skilled production (Levels 6-8)	732	14	2	483	68
Highly skilled supervision (Levels 9-12)	1 128	27	2	881	76
Senior Management (Level 13-16)	285	6	2	220	80
TOTAL	2 476	47	2	1 791	74

- The table excludes the three political office bearers.



Employment equity

TABLE 6.1: Total number of employees, including employees with disabilities, in each of the following occupational categories as at 31 March 2013

Occupational categories	Male				Female				TOTAL
	African	Coloured	Indian	White	African	Coloured	Indian	White	
Legislators, senior officials and managers	450	43	51	187	394	28	35	192	1381
Professionals	3	0	0	3	4	2	2	2	15
Technicians and associate professionals	18	1	0	1	16	0	0	3	39
Clerks	197	13	5	15	443	31	13	55	774
Service and sales workers	69	3	0	0	66	0	0	1	139
Skilled agriculture and fishery workers	0	0	0	0	0	0	0	0	0
Craft and related trades workers	0	0	0	0	0	0	0	0	0
Plant and machine operators and assembler	22	1	0	0	0	1	1	0	23
Elementary occupations	24	0	0	0	54	1	0	0	79
TOTAL	783	61	56	206	977	63	51	253	2 450
Employees with disabilities	12	1	1	12	11	0	0	7	44

- Table includes 55 learners and interns.
- The table excludes the three political office bearers.

TABLE 6.2: Total number of employees, including employees with disabilities, in each of the following occupational bands on 31 March 2013

Occupational bands	Male				Female				TOTAL
	African	Coloured	Indian	White	African	Coloured	Indian	White	
Top Management (L15-L16)	10	0	1	0	4	0	0	0	15
Senior Management (L13-L14)	100	12	15	36	70	7	2	19	261
Professionally qualified and experienced specialists and mid-management	344	31	35	154	322	23	35	176	1120
Skilled technical and academically qualified workers, junior management, supervisors, foremen and superintendents	201	14	5	15	401	31	13	55	735
Semi-skilled and discretionary decision-making	106	4	0	1	148	1	1	3	264
Unskilled and defined decision-making	22	0	0	0	32	1	0	0	55
TOTAL	783	61	56	206	977	63	51	253	2 450

- Table includes 55 learners and Interns.
- The table excludes the three political office bearers.



TABLE 6.3: Recruitment for the period 1 April 2012 until 31 March 2013

Occupational bands	Male				Female				TOTAL
	African	Coloured	Indian	White	African	Coloured	Indian	White	
Top Management	0	0	0	0	0	0	0	0	0
Senior Management	0	0	0	0	3	0	0	0	3
Professionally qualified and experienced specialists and mid-management	8	0	0	0	18	0	0	2	28
Skilled technical and academically qualified workers, junior management, supervisors, foremen and superintendents	16	2	0	2	26	2	1	0	49
Semi-skilled and discretionary decision-making	8	0	0	0	2	0	0	0	10
Unskilled and defined decision-making	0	0	0	0	1	0	0	0	1
TOTAL	32	2	0	2	50	2	1	2	91
Employees with disabilities	1	0	0	0	0	0	0	0	1

TABLE 6.4: Promotions for the period 1 April 2012 to 31 March 2013

Occupational bands	Male				Female				TOTAL
	African	Coloured	Indian	White	African	Coloured	Indian	White	
Top Management	1	0	0	0	0	0	0	0	1
Senior Management	0	0	0	1	3	1	0	0	5
Professionally qualified and experienced specialists and mid-management	9	0	0	2	10	0	4	2	27
Skilled technical and academically qualified workers, junior management, supervisors, foremen and superintendents	5	0	0	0	9	0	0	0	14

Occupational bands	Male				Female				TOTAL
	African	Coloured	Indian	White	African	Coloured	Indian	White	
Semi-skilled and discretionary decision-making	0	0	0	0	0	0	0	0	0
Unskilled and defined decision-making	0	0	0	0	0	0	0	0	0
TOTAL	15	0	0	3	22	1	4	2	47
Employees with disabilities	0	0	0	2	0	0	0	0	2

TABLE 6.5: Terminations

Occupational bands	Male				Female				TOTAL
	African	Coloured	Indian	White	African	Coloured	Indian	White	
Top Management	0	0	2	0	0	0	0	0	2
Senior Management	15	0	6	8	7	0	2	2	40
Professionally qualified and experienced specialists and mid-management	12	0	1	6	8	0	1	17	45
Skilled technical and academically qualified workers, junior management, supervisors, foremen and superintendents	35	1	0	0	62	1	1	3	103
Semi-skilled and discretionary decision-making	10	0	0	1	2	0	0	0	13
Unskilled and defined decision-making	2	0	0	0	1	0	0	0	3
TOTAL	74	1	9	15	80	1	4	22	206
Employees with disabilities	1	0	0	1	0	0	0	0	2

- The table excludes the three political office bearers.

TABLE 6.6: Disciplinary action

	Male				Female				TOTAL
	African	Coloured	Indian	White	African	Coloured	Indian	White	
Disciplinary action	9	0	0	1	1	0	1	0	12

TABLE 6.7: Skills development (in terms of bursaries)

Occupational categories	Male				Female				TOTAL
	African	Coloured	Indian	White	African	Coloured	Indian	White	
Legislators, senior officials and managers	23	0	0	2	10	1	0	1	37
Professionals	0	0	0	0	0	0	0	0	0
Technicians and associate professionals	2	0	0	0	1	0	0	0	3
Clerks	3	0	0	0	6	0	0	0	9
Service and sales workers	0	0	0	0	0	0	0	0	0
Skilled agriculture and fishery workers	0	0	0	0	0	0	0	0	0
Craft and related trades workers	0	0	0	0	0	0	0	0	0
Plant and machine operators and assembler	0	0	0	0	0	0	0	0	0
Elementary occupations	0	0	0	0	0	0	0	0	0
TOTAL	28	0	0	2	17	1	0	1	49
Employees with disabilities	0	0	0	0	0	0	0	0	0

Performance rewards

To encourage good performance, the department has granted the following performance rewards during the year under review. The information is presented in terms of race, gender, and disability (Table 7.1), salary bands (Table 7.2) and critical occupations (Table 7.3).

TABLE 7.1: Performance rewards by race, gender and disability

	Beneficiary profile			Cost	
	Number of beneficiaries	Number of employees as at 1 April 2012	% of total within group	Cost (R'000)	Average cost per employee
African, Male	83	785	11	1 915	23
Asian, Male	10	62	16	486	49
Coloured, Male	9	59	15	204	23
White, Male	31	217	14	1 285	41
African, Female	119	969	12	2 362	20
Asian, Female	7	55	13	153	22
Coloured, Female	14	61	23	260	19
White, Female	49	268	18	655	13
TOTAL	322	2476	13	7 320	23

- The table excludes the three political office bearers.

TABLE 7.2 Performance rewards by salary bands for personnel below Senior Management Service

Salary bands	Beneficiary profile			Cost	
	Number of beneficiaries	Number of employees as at 1 April 2012	% of total within salary bands	Total cost (R'000)	Average cost per employee
Lower skilled (Levels 1-2)	1	75	1	7	7
Skilled (Levels 3-5)	21	256	8	161	8
Highly skilled production (Levels 6-8)	97	732	13	1 269	13
Highly skilled supervision (Levels 9-12)	180	1 128	16	4 567	25
TOTAL	299	2 191	14	6 004	20



TABLE 7.3: Performance rewards by critical occupations

Critical occupations	Beneficiary profile			Cost	
	Number of beneficiaries	Number of employees as at 1 April 2012	% of total within occupation	Total cost (R'000)	Average cost per employee
Heads of Mission	6	118	6	290	48
Diplomatic Corps	43	587	8	1 036	24
Senior Management	17	145	10	1 448	85
TOTAL	66	850	8	2 774	42

TABLE 7.4: Performance-related rewards (cash bonus), by salary band for Senior Management Service

Salary band	Number of beneficiaries			Total cost (R'000)	Average cost per employee	% of SMS wage bill
	Number of beneficiaries	Number of employees as at 1 April 2012	% of total within band			
Band A	10	179	6	352	35	0.05
Band B	5	88	7	906	181	0.03
Band C	8	15	53	481	60	0.07
Band D	0	3	0	0	0	0.00
TOTAL	23	285	6	1 739	76	0.15

Foreign workers

The table below summarises the employment of foreign nationals in the department in terms of salary bands and by major occupation. The tables also summarise changes in the total number of foreign workers in each salary band and by each major occupation.

TABLE 8.1: Foreign workers by salary band

Salary bands	1 April 2012		31 March 2013		Change	
	Number	% of total	Number	% of total	Number	% change
Lower skilled (LRP 1-2)	679	28	677	28	-2	-0.29
Skilled (LRP 3-5)	1 386	56	1 358	56	-28	-2.02
Highly skilled production (LRP 6-8)	403	16	398	16	-5	-1.24
TOTAL	2 468	100	2 433	100	-35	-1.42

TABLE 8.2: Foreign workers, April 2011 to March 2012, by major occupation

NOTE: It should be noted that LRP employed by South African Missions abroad do not reflect the levels 1 – 13 as per the Public Service. LRP levels are from LRP 1 (lower skilled) to LRP 8 (highly skilled). The figures reflect all LRPs employed abroad (including partner departments).

Major occupation	April 2012		31 March 2013		Change	
	Number	% of total	Number	% of total	Number	% change
LRP 1: Cleaner, domestic worker & labourer	397	16	375	15	-22	-6
LRP 2: Gardener, cleaning supervisor, watchman, messenger & senior domestic worker	282	11	302	12	20	7
LRP 3: Chauffer, maintenance officer, head messenger, messenger/driver, senior storeman, gate/night watchman & mailing clerk	372	15	369	15	-3	-1
LRP 4: Guard/receptionist, receptionist/ telephonist/ typist clerk (combination post), chauffer/guard, registry clerk, assistant accounts clerk, assistant administrative clerk, assistant consular clerk, assistant immigration clerk, assistant library clerk, assistant personnel clerk & senior maintenance officer	245	10	236	10	-9	-4

Major occupation	April 2012		31 March 2013		Change	
	Number	% of total	Number	% of total	Number	% change
LRP 5: Secretary, special receptionist, social secretary, library clerk, immigration clerk, consular clerk, administrative clerk, accounts clerk, information clerk, personnel clerk & chief maintenance officer	769	31	753	31	-16	-2
LRP 6: Senior secretary, immigration assistant, consular assistant, information assistant, personnel assistant, accountant, administrative officer, accountant/administrative officer (combination of post), librarian, translator, journalist, trade & information assistant & chief maintenance officer	296	12	292	12	-4	-1
LRP 7: Information officer, senior administrative officer, senior accountant, journalist/translator & marketing officer	102	4	96	4	-6	-6
LRP 8: Senior marketing officer	5	0	10	0	5	100
TOTAL	2 468	100	2 433	100	-35	-1

Leave utilisation for the period 1 April 2012 to 31 March 2013

The Public Service Commission identified the need for careful monitoring of sick leave within the Public Service. The following tables provide an indication of the use of sick leave (Table 9.1) and disability leave (Table 9.2). In both cases, the estimated cost of the leave is also provided.

TABLE 9.1: Sick leave for the period 1 January 2012 to 31 December 2012

Grade (salary band)	Total days	Percent certification	Number of employees using sick leave	% of total employees using sick leave	Average per employee	Estimated cost (R'000)
Lower skilled (Levels 1-2)	184	72.80	43	2.50	4	40
Skilled (Levels 3-5)	1 262	76.10	178	10.40	7	488
Highly skilled production (Levels 6-8)	4 667	77.00	589	34.40	8	2 968
Highly skilled supervision (Levels 9-12)	5 036	75.50	762	44.50	7	6 866
Top and Senior Management (Levels 13-16)	977	84.70	138	8	7	2 961
TOTAL	12 126	386.10	1 710	100	7	13 323

TABLE 9.2: Disability leave (temporary and permanent) for the period 1 January 2012 to 31 December 2012

Grade (Salary band)	Total days taken	Percent certification	Number of employees using disability leave	% of total employees using disability leave	Average per employee	Estimated cost (R'000)
Lower skilled (Levels 1-2)	0	0	0	0	0	0
Skilled (Levels 3-5)	293	100	7	8	42	86
Highly skilled production (Levels 6-8)	956	100	33	38	29	654
Highly skilled supervision (Levels 9-12)	1298	100	42	48.3	31	1567
Senior Management (Levels 13-16)	108	100	5	5.7	22	323
TOTAL	2 655	100	87	100	31	2630

Table 9.3 summarises the utilisation of annual leave. The wage agreement concluded with trade unions in the Public Service Coordinating Bargaining Council in 2000 requires management of annual leave to prevent high levels of accrued leave being paid at the time of termination of service.

TABLE 9.3: Annual leave for the period 1 January 2012 to 31 December 2012

Grade (Salary band)	Total days taken	Number of employees using annual leave	Average per employee
Lower skilled (Levels 1-2)	1 106.00	87	13
Skilled (Levels 3-5)	5 447.41	246	22
Highly skilled production (Levels 6-8)	17 017.06	752	23
Highly skilled supervision (Levels 9-12)	26 779.48	1 149	23
Senior Management (Levels 13-16)	5 874.92	270	22
TOTAL	56 224.87	2 504	22

TABLE 9.4: Capped leave for the period 1 January 2012 to 31 December 2012

Grade (Salary band)	Total days of capped leave taken	Number of employees using capped leave	Average number of days taken per employee
Lower skilled (Levels 1-2)	0	0	0
Skilled (Levels 3-5)	50	6	49
Highly skilled production (Levels 6-8)	172	10	39
Highly skilled supervision (Levels 9-12)	562	9	50
Senior Management (Levels 13-16)	87	8	63
TOTAL	871	9	50

The following table summarises payments made to employees as a result of leave that was not taken.

TABLE 9.5: Leave payouts for the period 1 April 2012 to 31 March 2013

REASON	Total amount (R'000)	Number of employees	Average per employee (R'000)
Leave payout for 2011/12 due to non-utilisation of leave for the previous cycle	1 201	68	18
Capped leave payouts on termination of service for 2011/12	2 512	165	15
Current leave payout on termination of service for 2011/12	8	23	0
TOTAL	3 721	256	14

HIV/AIDS and health promotion programmes

TABLE 10.1: Steps taken to reduce the risk of occupational exposure

Units/categories of employees identified to be at high risk of contracting HIV & related diseases (if any)	Key steps taken to reduce the risk
There are no specific categories/units of employees within the department that are at high risk of contracting HIV, but the department is taking steps to raise awareness among transferred and Head Office officials	<p>DIRCO:</p> <ul style="list-style-type: none"> implemented employee wellness programmes conducted regular HIV Counselling and Testing (HCT) campaigns established a Safety, Health and Environmental Management Committee Is in a process of appointing an occupational health nurse

TABLE 10.2: Details of health promotion and HIV/AIDS programmes (tick the applicable boxes and provide the required information)

Question	Yes	No	Details, if yes
1. Has the department designated a member of the SMS to implement the provisions contained in Part VI E of Chapter 1 of the Public Service Regulations, 2001? If so, provide her/his name and position	Yes		Mr Moketse Teka is the Acting Director: Employee Wellness Centre (EWC)
2. Does the department have a dedicated unit or has it designated specific staff members to promote the health and well-being of its employees? If so, indicate the number of employees who are involved in this task and the annual budget that is available for this purpose	Yes		The EWC is the dedicated directorate. The unit has eight officials: six consultants, including the Director and two administrative officials Total budget: R5.4 million Personnel expenditure: R3 565 524.00 Goods and services: R1 831 315.00
3. Has the department introduced an Employee Assistance or Health Promotion Programme for your employees? If so, indicate the key elements/ services of this programme	Yes		The department's Employee Assistance or Health Promotion Programme comprises: <ul style="list-style-type: none"> • psychosocial support/wellness management • health promotion • HIV/AIDS and TB management • management support the • Mission Support Programme.



Question	Yes	No	Details, if yes
<p>4. Has the department established (a) committee(s) as contemplated in Part VI E.5 (e) of Chapter 1 of the Public Service Regulations, 2001? If so, please provide the names of the members of the committee and the stakeholder(s) that they represent</p>	Yes		<p>The department has established a Wellness Committee as well as a Safety, Health and Environmental Management Committee</p> <p>The committees consist of representatives from different branches within the department</p> <p><u>Members of the Wellness Committee are:</u> Ms A Breytenbach – Office Of The Chief State Law Adviser Ms K Mda – Africa Bilateral Ms G Nkadimeng – Human Resources Ms N Tshem – Africa Multilateral Ms O Thothela – Diplomatic Training, Research And Development Mr G Komane – State Protocol Ms T Mothoa – Financial Management Ms N Mathe – Europe</p>
			<p><u>Safety, Health and Environmental Committee representatives are:</u> Ms M Mulaudzi – Human Resources Mr P Phaswana – Supply Chain Management Mr OB Phakula – State Protocol Ms CL Colarossi – Office of the Deputy Minister Ms S Govender – Office of the Deputy Minister Ms R Mofomadi – DTRD Ms M van der Westhuizen – Africa Bilateral Ms P Motloba – Financial Management Mr P Weideman – Asia & Middle East Ms J Sambo – Consular Service Mr J Kellerman – Multilateral Mr C van Straten – Diplomatic Mail Mr J Munro – Decentralised Unit Mr MP Mthimunye – Security Mr A Phora – Disability Forum</p>
<p>5. Has the department reviewed its employment policies and practices to ensure that these do not unfairly discriminate against employees on the basis of their HIV status? If so, list the employment policies/practices so reviewed</p>	Yes		<p>The following policies were reviewed to ensure that the employees are not discriminated on the basis of their HIV status:</p> <ul style="list-style-type: none"> • HIV/AIDS and TB Management Policy

Question	Yes	No	Details, if yes
6. Has the department introduced measures to protect HIV-positive employees or those perceived to be HIV-positive from discrimination? If so, list the key elements of these measures	Yes		The Directorate: EWC has introduced the issue of managing employees infected or affected by HIV in its Supervisors/Managers Training Programme The unit has also intensified its HIV/AIDS awareness campaigns
7. Does the department encourage its employees to undergo Voluntary Counselling and Testing (VCT)? If so, list the results that you have you achieved	Yes		The EWC Unit organised three VCT campaigns in the reporting period A total of 311 employees participated in taking HIV tests during the 2012 calendar year
8. Has the department developed measures/indicators to monitor & evaluate the impact of its health promotion programme? If so, list these measures/ indicators	Yes		Measures/indicators to monitor & evaluate impact of health promotion programmes are the: <ul style="list-style-type: none"> • EWC Users Satisfaction Survey • number of employees participating in health assessment events (HCT and VCT) and sports participation • reduction in sick leave utilisation

Labour relations

TABLE 11.1: Collective agreements, 1 April 2012 to 31 March 2013

Total collective agreements	
NONE	

The following table summarises the outcome of disciplinary hearings conducted within the department for the year under review.

TABLE 11.2: Misconduct and disciplinary hearings finalised for the period 1 April 2012 to 31 March 2013

Outcomes of disciplinary hearings	Number	% of total
Correctional counselling	0	0
Verbal warning	0	0
Written warning	3	25.0
Final written warning	2	16.6
Suspended without pay	0	0
Fine	0	0
Demotion	0	0
Dismissal	0	0
Not guilty	0	0
Case withdrawn	3	25.0
Recalled to Head Office from Missions abroad	4	33.0
TOTAL	12	100

TABLE 11.3: Types of misconduct addressed at disciplinary hearings

Type of misconduct (based on Annexure A)	Number	% of total
Fraud	3	25.0
Dereliction of duty	3	25.0
Unbecoming/prejudicial/disrepute conduct	3	25.0
Abscondment	2	16.6
Sexual harassment	1	8.0
TOTAL	12	100

TABLE 11.4: Grievances logged for the period 1 April 2012 to 31 March 2013

	Number	% of Total
Number of grievances resolved	8	42
Number of grievances not resolved	11	58
Total number of grievances lodged	19	100

TABLE 11.5: Disputes logged for the period 1 April 2012 to 31 March 2013

	Number	% of Total
Number of disputes upheld	0	0
Number of disputes dismissed	5	100
Number of disputes pending	0	0
Total number of disputes lodged	5	100

TABLE 11.6: Strike actions for the period 1 April 2012 to 31 March 2013

Total number of persons working days lost	0
Total costs working days lost	0
Amount (R'000) recovered as a result of no work no pay	0

TABLE 11.7: Precautionary suspensions for the period 1 April 2012 to 31 March 2013

Number of people suspended	4
Number of people who's suspension exceeding 30 days	3
Average number of days suspended	127
Cost (R'000) of suspension	376



Skills development

This section highlights the efforts of the department with regard to skills development.

TABLE 12.1: Training needs identified 1 April 2012 to 31 March 2013

Occupational categories	Gender	Number of employees as at 1 April 2012	Training needs identified at start of the reporting period			
			Learnerships	Skills programmes & other short courses	Other forms of training	Total
Legislators, senior officials and managers	Female	230	0	447	0	447
	Male	387	0	372	0	372
Professionals	Female	130	0	0	0	0
	Male	111	0	0	0	0
Technicians and associate professional	Female	453	11	0	0	11
	Male	333	9	0	0	9
Clerks	Female	442	51	457	0	508
	Male	181	31	206	0	237
Service and sales workers	Female	52	3	59	0	62
	Male	68	7	24	0	31
Skilled agriculture and fishery workers	Female	0	0	0	0	0
	Male	0	0	0	0	0

Occupational categories	Gender	Number of employees as at 1 April 2012	Training needs identified at start of the reporting period			
			Learnerships	Skills programmes & other short courses	Other forms of training	Total
Craft and related trades workers	Female	0	0	0	0	0
	Male	0	0	0	0	0
Plant and machine operators and assemblers	Female	0	0	0	0	0
	Male	20	0	0	0	0
Elementary occupations	Female	46	0	0	0	0
	Male	23	0	0	0	0
SUBTOTAL	Female	1 353	0	0	0	0
	Male	1 123	0	0	0	0
TOTAL		2 476	112	1 565	0	1 677

- The table excludes the three political office bearers.

TABLE 12.2: Training provided for the period

Occupational categories	Gender	Number of employees as at 1 April 2012	Training provided within the reporting period			
			Learnerships	Skills programmes & other short courses	Other forms of training	Total
Legislators, senior officials and managers	Female	230	0	507	12	519
	Male	387	0	410	25	435
Professionals	Female	130	0	0	0	0
	Male	111	0	1	0	1
Technicians and associate professional	Female	453	11	13	1	25
	Male	333	9	13	2	24
Clerks	Female	442	51	616	6	673
	Male	181	31	457	3	491



Occupational categories	Gender	Number of employees as at 1 April 2012	Training provided within the reporting period			
			Learnerships	Skills programmes & other short courses	Other forms of training	Total
Service and sales workers	Female	52	3	26	0	29
	Male	68	7	19	0	26
Skilled agriculture and fishery workers	Female	0	0	0	0	0
	Male	0	0	0	0	0
Craft and related trades workers	Female	0	0	0	0	0
	Male	0	0	0	0	0
Plant and machine operators and assemblers	Female	0	0	0	0	0
	Male	20	0	0	0	0
Elementary occupations	Female	46	0	0	0	0
	Male	23	0	0	0	0
SUBTOTAL	Female	1353	0	0	0	0
	Male	1123	0	0	0	0
TOTAL		2 476	112	2 062	49	2 223

- The table excludes the three political office bearers.

3.12 Injury on duty

The following tables provide basic information on injury on duty.

TABLE 13.1: Injury on duty

Nature of injury on duty	Number	% of total
Required basic medical attention only	2	100
Temporary total disablement	0	0
Permanent disablement	0	0
Fatal	0	0
TOTAL	2	100

3.13 Utilisation of consultants

TABLE 14.1: Report on consultant appointments using appropriated funds

Project title	Total number of consultants that worked on project	Duration work days	Contract value in Rand
<p>Refurbishment project - The Hague Chancery, Consulate and Official Residence Project Manager - Visiplan Contract commenced on 26 April 2010. Contract will cease when construction is completed (current projection - October 2014). Payments are made per phase/deliverable and are percentage-based on construction value.</p>	1 main consultant	<p>260 # The consultants are engaged for the duration of the project though they may not engaged full time with the project. However, they must be available at all times as deliverables and projects conditions demand. Days/hours cannot be fixed.</p>	R10 979 000.00
<p>Refurbishment project - Tokyo Official Residence Project Manager - Gensler Contract commenced on 1 April 2010 Contract will cease when construction is completed (current projection - November 2013) Payments are made per phase/deliverable and are percentage based on construction value.</p>	1 main consultant	<p>260 # The consultants are engaged for the duration of the project though they may not engaged full time with the project. However, they must be available at all times as deliverables and projects conditions demand. Days/hours cannot be fixed.</p>	R5 381 410.00
<p>Refurbishment project - Paris Official Residence and Chancery Project Manager - B&L Contract commenced on 22 December 2011 Current contract is for Due Diligence - Phase 1 only. This phase is projected to be finalised in August 2013. Payments are made per deliverable on a fixed fee basis for this phase.</p>	1 main consultant	<p>260 # The consultants are engaged for the duration of the project though they may not engaged full time with the project. However, they must be available at all times as deliverables and projects conditions demand. Days/hours cannot be fixed.</p>	R635 458.00
<p>Refurbishment project - Washington Chancery Architectural & Engineering Services - Davis Brody Bond. Contract commenced on 21 April 2008. Contract will cease when construction is completed (current projection - end May 2013). Payments are made per phase/deliverable on a fixed fee basis.</p>	1 main consultant	<p>260 # The consultants are engaged for the duration of the project though they may not engaged full time with the project. However, they must be available at all times as deliverables and projects conditions demand. Days/hours cannot be fixed.</p>	R10 187 600.00



Project title	Total number of consultants that worked on project	Duration work days	Contract value in Rand
<p>Refurbishment project - Sao Paulo Official Residence Project Manager - Maria Fernanda Coui. Contract commenced on 4 February 2013 Contract will cease when construction is completed (current projection is 4th June 2013). Payments are made per phase/deliverable on a fixed fee basis for the project.</p>	1 main consultant	37 Days	R144 865.00
<p>Design and construction of a Chancery - Dar es Salaam Architects: Consortium Project Planning & Management CC. Quantity Surveyors: Klopper Molefe Associates (Pty) Ltd Civil & Structural Engineers: Kwezi V3 Engineers Electrical & Mechanical Engineers: George Barbic & Associates CC. Contract commenced on 3 May 2007. Contract will cease when construction is completed (current projection - April 2015). Payments are made per phase/deliverable and are percentage based. Current value of R7 112 534.00 is approximately 18,5% of the estimated construction value of R38 446 133.00. The fees will be adjusted when the construction tender is awarded.</p>	4 consultants	260 # The consultants are engaged for the duration of the project though they may not engaged full time with the project. However, they must be available at all times as deliverables and projects conditions demand. Days/hours cannot be fixed.	R7 112 534.00
<p>Lilongwe: Design and construction of a Chancery and three staff houses. Architects: Aziz Tayob Architects Inc. Quantity Surveyors: QS Consult Quantity Surveyors Civil & Structural Engineers: BVI Consulting Engineers Electrical & Mechanical Engineers: Kwezi V3 Engineers Contract commenced on 3 May 2007. Contract will cease when construction is completed (current projection - April 2015). Payments are made per phase/deliverable and are percentage based. Current value of R12 580 000.00 is approximately 18,5% of the estimated construction value of R68 000 000.00. The fees will be adjusted when the construction tender is awarded.</p>	4 consultants	260 # The consultants are engaged for the duration of the project though they may not engaged full time with the project. However, they must be available at all times as deliverables and projects conditions demand. Days/hours cannot be fixed.	R12 580 000.00

Project title	Total number of consultants that worked on project	Duration work days	Contract value in Rand
Fit-out project - Santiago Project Manager - CBRE Contract commenced on 1 February 2013 Contract will cease on the 31 July 2013. Payments are made per phase/deliverable on a fixed-fee basis for the project.	1 main consultant	30 Days	R328 184.00

Total number of projects	Total individual consultants	Total duration work days	Total contract value in Rand
8	14	1627	R 47 349 051.00

TABLE 14.2: Analysis of consultant appointments using appropriated funds, in terms of Historically Disadvantaged Individuals (HDIs)

Project title	Percentage ownership by HDI groups	Percentage management by HDI groups	Number of consultants from HDI groups that work on the project
Visiplan BV	Appointed abroad	-	-
Gensler	Appointed abroad	-	-
B&L Consultants	Appointed abroad	-	-
Davis Brody Bond Architects	Appointed abroad	-	-
Maria Fernanda Coui	Appointed abroad	-	-
CBRE	Appointed abroad	-	-
Consultium Project Planning	100% black ownership 0% black female ownership	100% shares held by HDI managers	2 architects
Klopper Molefe Associates	% black ownership 0% black female ownership	0%	Nil
Kwezi V3 Engineers - trading as Worley Parsons RSA (Pty)Ltd, including Moore Spence Jones (Pty) Ltd & Simlab (Pty) Ltd.	30% black ownership 10,35% black female ownership	17,05% rights of black board members 35,65% black senior top management	2 engineers


Project title	Percentage ownership by HDI groups	Percentage management by HDI groups	Number of consultants from HDI groups that work on the project
George Barbic & Associates	0% black ownership 0% black female ownership	0%	Nil
Aziz Tayob Architects	100% ownership by previously disadvantaged individuals 20% equity owned by women	100% shares held by HDI managers	2 architects
BVI Consulting Engineers	46,2% ownership by previously disadvantaged individuals 0% equity owned by women	22% shares held by HDI managers	Nil
Kwezi V3 Engineers - trading as Worley Parsons RSA (Pty)Ltd including Moore Spence Jones (Pty) Ltd & Simlab (Pty) Ltd.	30% black ownership 10,35% black female ownership	1705% rights of black board members 35,65% black senior top management	2 engineers <i>Note:</i> Individuals on this project are different to the individuals working on the Dar es Salaam project).
QS Consult Quantity Surveyor	33,3% ownership by previously disadvantaged individuals 0% equity owned by women	33,3% shares held by HDI managers	1 quantity surveyor

TABLE 14.3: Report on consultant appointments using donor funds

Project title	Total number of consultants that worked on project	Duration work days	Donor and contract value in Rand
None	0	0	0
Total number of projects	Total individual consultants	Total duration work days	Total contract value in Rand
None	0	0	0

TABLE 14.4: Analysis of consultant appointments using donor funds, in terms of Historically Disadvantaged Individuals (HDIs)

Project title	Percentage ownership by HDI groups	Percentage management by HDI groups	Number of consultants from HDI groups that work on the project
None	0	0	0



ANNUAL REPORT
2012 - 2013
PART TWO

A better South Africa * A better Africa * A better world

TABLE OF CONTENTS

PART E: FINANCIAL INFORMATION

- Report of the Accounting Officer
- Report of the Auditor-General
- Appropriation Statement
- Notes to the Appropriation Statement
- Statement of Financial Performance
- Statement of Financial Position
- Statement of Changes in Net Assets
- Cash Flow Statement
- Notes to the annual financial statements (including accounting policies)
- Disclosures notes to the annual financial statements
- Annexures

REPORT OF THE ACCOUNTING OFFICER

The Department of International Relations and Cooperation (DIRCO) is responsible for the formulation, application and implementation of South Africa's foreign policy. South Africa's diplomatic Missions abroad liaise and interact with foreign governments and other establishments on international relations matters. The Head of a South African diplomatic Mission abroad acts as the representative of the South African Head of State. Currently, South Africa has 125 diplomatic missions in 109 countries throughout the world.

In line with the Public Finance Management Act (PFMA), 1999 (Act 1 of 1999), the Money Bills Amendment Procedure Act, 2009 (Act 9 of 2009) and the Treasury Regulations, the department submitted its five-year Strategic Plan and the Annual Performance Plan for the financial year to bring the departmental planning process in line with National Treasury prescripts. The department's strategic priorities are aligned to the Medium Term Strategic Framework (MTSF) 2009 – 2014 and to the Minister's Delivery Agreement derived from Outcomes 11, as confirmed by the Department of Performance Monitoring and Evaluation in The Presidency.

The following strategic objectives were identified for implementation during the year under review:

- efficient, effective, economical and fully capacitated department
- enhanced African Agenda and sustainable development
- strengthen political and economic integration of Southern Africa Development Community (SADC) countries
- strengthen South-South relations
- strengthen relations with strategic formations of the North

- participate in the Global System of Governance
- strengthen political and economic relations
- provide strategic public diplomacy direction nationally and internationally
- provide effective state protocol services
- strengthen multilateralism through financial contributions.

Administration provides for the overall policy development and management of the department.

International Relations and Cooperation promotes relations with foreign countries, and participates in international organisations and institutions in pursuit of South Africa's national values, interests and foreign policy objectives.

Public Diplomacy and State Protocol communicate South Africa's role and position in international relations in the domestic and international arenas and provide State Protocol services. International Transfers provides for the payment of membership fees and transfers to international organisations.

The department received an unqualified audit opinion with findings on non-compliance and predetermined objectives as reported by the Auditor-General (AG) in respect of the 2012/13 Annual Financial Statements. The department thereafter developed a comprehensive action plan to address matters raised by the AG.

1. IMPORTANT POLICY DECISIONS AND STRATEGIC ISSUES FACING THE DEPARTMENT

1.1 South African Development Partnership Agency (SADPA)

During 2012/13, a business case for the establishment of SADPA, policy guidelines (Strategic Framework) and systems and tools were concluded. However, delays caused by the approval process were experienced. All the administrative requirements for the establishment of the agency as a government entity under the Executive Authority of the Minister of International Relations and Cooperation were completed during the financial year, and the Proclamation on the establishment of the agency will be gazetted shortly.

The department will table the draft bill to create a new funding mechanism for outgoing development cooperation that will be administered by the agency. This fund, the Partnership Fund for Development, will replace the African Renaissance and International Cooperation Fund (ARICF), and all ARICF mandates will revert to the new agency. DIRCO will continue to assume its responsibilities for South Africa's foreign relations and for policy matters, while the agency's role will focus on the development, delivery and management of all South Africa's outgoing development cooperation.

The focus for 2013/14 will now be on the establishment of SADPA as a government entity in terms of the Public Service Amendment Act, 2007 (Act 30 of 2007); processing the Draft Bill repealing the ARICF and creating a new fund, the Partnership Fund for Development.

1.2 Foreign Service Bill

The current Foreign Service Dispensation (FSD) has not been able to address the challenges faced by the department in the international environment as DIRCO conducts its affairs and operations in a global environment far removed from the local context that governs the Public Service in general. The first draft of the Foreign Service Bill is currently under consideration by the department's management. The next phase will be interdepartmental consultation through the Cluster System and approval by Cabinet.

2. MAJOR EVENTS

The following major events with significant financial implications took place during the reporting period:

2.1 Hosting of the Global African Diaspora Summit in South Africa in May 2012

- The Global African Diaspora Summit was held on Africa Day, 25 May 2012, at the Sandton International Convention Centre. The African Diaspora Summit was hosted by the African Union (AU) in partnership with the South African Government. It took place under the theme: "*Towards the Realisation of a United and Integrated Africa and its Diaspora*".
- Outcomes of the summit included a Programme of Action focussing on the realisation of greater societal involvement in the following areas:
 - African Skills Database
 - African Diaspora Investment Fund (Private Equity Fund)

- African Institute of Remittances
- Volunteer Corps Programme (reconstructive interventions in afflicted areas)
- Market Place Development Programme (economic intervention towards innovation and entrepreneurship involving women and youth).

2.2 Hosting of the Fifth Brazil, Russia, India, China and South Africa (BRICS) Summit in Durban, March 2013, under the theme: "BRICS and Africa: Partnership for Development, Integration and Industrialisation", which yielded the following outcomes:

- The establishment of a new Development Bank. It was agreed that the initial capital contribution to the bank should be substantial and sufficient for the bank to be effective in financing infrastructure.
- The establishment of the Contingent Reserve Arrangement (CRA) with an initial capital of US\$100 billion. The CRA would help BRICS countries forestall short-term liquidity pressures and further strengthen financial stability. It would also contribute to strengthening the global financial safety net and complement existing international arrangements as an additional line of defence.
- The establishment of the BRICS Think-Tanks Council and the BRICS Business Council. The BRICS Think-Tanks Council will link respective think-tanks into a network to develop policy options such as the

evaluation and future long-term strategy for BRICS. The BRICS Business Council will bring together business associations from each of the BRICS countries and manage engagement between the business communities on an ongoing basis.

3. MAJOR PROJECTS UNDERTAKEN

There were no major projects undertaken during the year under review.

4. SPENDING TRENDS

During the period under review, the department spent 98,4% (R5.186 billion) of its appropriated allocation of R5.271 billion. This represents 2% increase as compared to the previous financial year.

The underspending on the appropriated allocation amounted to R85.580 million, and was mainly due to outstanding payments for the expenditure incurred during the BRICS Summit. The event was hosted on the eve of the end of the financial year; hence payments could not be made before financial closure. Furthermore, there were delays experienced with refurbishment projects of official residences and chanceries in Washington and Tokyo, which were as a result of unforeseen structural reinforcement that had to be made before continuing with the project plans. In this regard, the department has requested roll-over of funds amounting to R10.925 million for the completion of the projects as well as for the payment of outstanding invoices received.

The spending trends per programme are outlined below:

4.1 Programme 1: Administration

During the period under review, the programme continued to provide support with regard to the development of the overall policy and management of the department through efficient, effective and economical utilisation of scarce resources.

During the 2012/13 financial year, the expenditure for the programme was R1.125 billion, which represents a decrease of 3% as compared to the 2011/12 financial year. There was a net saving of R58.067 million, which is attributable to the adjustment made during the Adjusted Estimate of National Expenditure (AENE) process on the Foreign Property Portfolio allocation. This was done to augment the department's operational expenses, and the resulted adjustment was approved by the National Treasury with an understanding that an alternative model would be explored to accelerate property acquisition abroad.

4.2 Programme 2: International Relations and Cooperation

Expenditure increased significantly from R2.552 billion in 2011/12 to R2.828 billion in 2012/13 at nominal growth rate of 10,82%. This is attributable to cost of living and inflation-related adjustments on obligatory expenses, such as foreign allowances and accommodation leases as well as foreign exchange rate adjustments. A net savings of R25.780 million was realised in this programme.

The programme recorded achievements in the period under review include, among other things, the significant role the department played in the multilateral and trilateral formation in pursuit of South Africa's national interest,

through its membership of international organisations within the global community.

4.3 Programme 3: Public Diplomacy and Protocol

Expenditure declined significantly from R487.453 million in 2011/12 to R294.266 million in 2012/13. The budget reverted to its original state after a once-off expenditure of R285 million for hosting the COP17/CMP7 Conference in Durban in 2011/12.

The programme underspent by R1.368 million, or 0,46%, of the final appropriation. It continued to promote communication on South Africa's foreign policy objectives and branding through distribution of promotional items to 125 Missions. In addition, 40 media briefings were held and 373 press releases were issued to communicate diplomatic strategies on South Africa's foreign policy.

4.4 Programme 4: International Transfers

During the period under review, the department honoured its membership contributions to the international organisations in full, including contributions to the organs of the AU that are resident in South Africa, namely the Pan-African Parliament, New Partnership for Africa's Development Secretariat and the African Peer Review Mechanism. Expenditure increase is attributable to the recapitalisation of the ARICF. The transfer payments have increased to R938.411 million in the 2012/13 financial year when compared to R819.588 million transferred in 2011/12 financial year.

5. VIREMENT

During the period under review, the department processed virement of funds to the value of R87.685 million. A

total of R82.185 million was moved from Programme 1: Administration to Programme 2: International Relations and Programme 4: International Transfers. The virement to Programme 2 provided for compensation of employees' inflation adjustments related to foreign services benefits that accrued to officials transferred abroad, salaries and wages for Locally Recruited Personnel (LRP).

A virement of R39.853 million to Programme 4: International organisations was processed to defray a shortfall related to South Africa's membership contributions. The final assessment of contributions that became due was higher than the estimated and budgeted amount that became due when the final payment was made. The net amount processed from Programme 2: International Relations to Programme 4: International Transfers amounted to R5 million.

6. SERVICES RENDERED BY THE DEPARTMENT

6.1 Corporate services

During the period under review, Human Resources continued to add value to the department by providing effective, efficient and professional human resources services. The subprogramme continued to strike a balance between addressing current organisational challenges and being innovative in responding to emerging issues. A department-wide organisational functionality assessment was conducted in collaboration with the Department of Public Service Administration (DPSA) to inform the organisational structure review.

The department has intensified its efforts to build capacity to deliver on the mandate of the department. A total of 138 positions were filled against a target of 120.

During the year under review, the Departmental Service Delivery Charter was developed after a stakeholder

consultative process, and was subsequently approved by the Minister in July 2012. Through its Employee Wellness Centre, the department has successfully implemented health promotion programmes and rendered psychosocial support to DIRCO employees and their family members both at Head Office and Missions.

6.1.1 Training and capacity development

The department has successfully implemented the following programmes and projects to address the skills and developmental needs of its officials, and has supported the international relations competencies of partner departments and provinces as well as conducted policy research on priority issues for South Africa's foreign policy:

6.1.2 Consular services

During the year under review, the department embarked on a project to revitalise the Registration of South Africans Abroad (ROSA) awareness campaign. In this regard, new material (posters and leaflets) were developed to be distributed to the public using a number of distribution channels, including South African Missions abroad, travel agencies, foreign Missions in South Africa and other government departments

Consular training interventions (in conjunction with the Diplomatic Academy) were standardised in line with South Africa Qualifications Authority standards and are being uniformly presented to the diplomatic trainees (including cadets) as well as corporate services managers and attachés.

6.1.3 Agency services

The Department renders the following agency services:

- immigration and civic services abroad on behalf of the Department of Home Affairs

- administrative and logistic services on behalf of other departments that have staff members stationed abroad or where departmental delegations travel abroad for official purposes.

6.1.4 State Protocol & Guest Houses & Lounges

6.2 State Protocol & Guest Houses & Lounges

During the period under review, a total of 41 596 VIPs were facilitated through the State Protocol lounges located at three international airports. Protocol services were provided to the President and Deputy President for 119 incoming and 83 outgoing state and official visits.

The following additional protocol-related services were rendered by the department:

- 228 outgoing and four incoming visits pertaining to provinces and local authorities
- assistance with the signing of nine Memoranda of Understanding (MoUs)/twinning agreements
- logistical arrangements for major events such as the Global African Diaspora Summit, Fifth BRICS Summit, two SADC ministerial summits, as well as the opening and closing ceremonies of the 2013 Orange Africa Cup of Nations Football Tournament.

7. CAPACITY CONSTRAINTS

The department currently faces the following capacity constraints:

7.1 Financial

Although the department has managed to stay within its budget for the 2012/13 financial year, numerous important projects had to be sacrificed. The mandate of the department is continuously expanding, however, the department's budgetary allocation from National Treasury is decreasing progressively on a year-to-year basis. Furthermore, the department functions in an unpredictable, complex environment that does not always allow the expenditure of funds according to plans.

7.2 Information and Communications Technology (ICT)

The department is using various applications in its environment that include packaged and customised systems. These environments have created a high level of complexity in executing business processes, which, in turn, create higher operating and maintenance costs. The department is assessing applications within the various business units for system consolidation and optimisation.

The department is currently using Virtual Small Aperture Terminal (VSAT) to provide connectivity to more than 40 Missions. VSAT connectivity is costly and requires high maintenance. The department has embarked on a programme to migrate VSAT to terrestrial connections which offer improved connectivity.

7.3 Security clearances

The department continues to face increasing backlogs with regard to processing security clearances for departmental officials resulting in HR capacity constraints at Head Office and Missions abroad.

7.4 Talent management constraint

A smooth career progression within the department is hugely constrained by the inhibitive practice regarding resourcing process pertaining to the replacement of transferred officials at Head Office. This is due to the fact that the department has a limited scope to recruit employees for its foreign service mandate.

8. UTILISATION OF DONOR FUNDS

No donor funds were received during the 2012/13 financial year.

9. TRADING ENTITIES AND PUBLIC ENTITIES

The department, in consultation with the National Treasury, is responsible for the administration of the ARICF, which was established in terms of Act 51 of 2000.

The purpose of the fund is to promote economic cooperation between the Republic of South Africa and other countries by granting loans and/or rendering other financial assistance in respect of development projects in such countries.

10. ORGANISATIONS TO WHOM TRANSFER PAYMENTS HAVE BEEN MADE

Transfer payments result primarily from obligations arising from South Africa's membership of international, regional and subregional organisations as well as multilateral groupings.

Such transfer payments take the form of:

- membership fees to organisations such as the United Nations (UN), AU, SADC and the Commonwealth
- contributions to UN peacekeeping operations meetings of state parties to international treaties, of which South Africa is a member, and in which South Africa has participated
- voluntary pledges that South Africa has made to international organisations for the purpose of humanitarian assistance, technical assistance, etc.

11. PUBLIC-PRIVATE PARTNERSHIPS (PPPs)

The department has adopted, through its draft PPP, the Guidelines for Effective Public Private Partnerships

as contemplated in Treasury Regulation 16 of the Treasury Regulations for Departments, Trading Entities, Constitutional Departments and Public Entities issued under the PFMA, 1991.

The department concluded a Public-Private Partnership Agreement (PPPA) with Main Street 717 (Pty) Ltd in 2009. In terms of the relationship, the PPPA designed, constructed, co-financed and maintains a suitable and sustainable working environment for DIRCO.

The PPPA, through a Design and Construction Subcontract as well as a Facilities Management Sub-Contract, incorporates the carrying out of the works, installation, commissioning, operation and maintenance of facilities, including the repair, renewal or replacement thereof, the management and provision of the services and the performance of all other obligations of the Private Party under this PPP Agreement from time to time.

The term of the PPP Agreement is 25 years, ending in 2034 and is valued at R1.6 billion, which comprises a R850-million government contribution and a R736-million private-party contribution (*inclusive of VAT*). The total cost incurred in relation to the agreement for the financial years 2012/13 is as follows:

DESCRIPTION	2012/13 R'000	2011/12 R'000
Unitary fees (Fixed Component)	28,841	28,841
Management fees, facilities and VAT (Indexed Component)	162,983	155,804
Total	191,824	184,645

12. CORPORATE GOVERNANCE ARRANGEMENTS

During the 2010/11 financial year, the department took a stance to adopt the provisions of the *King III Report*. However, the implementation thereof will take place over a three-year period. The department continued with its efforts in subscribing to the relevant provisions of good corporate governance during the 2012/13 financial year. Also, the department continued with implementing the Management Monitoring Schedule, which serves as a self-assessment tool for both Missions and Head Office units.

All newly appointed officials undergo an induction programme, which includes training on the Code of Conduct. Furthermore, all Supply Chain Management (SCM) practitioners and appointed bid committee members have signed the SCM Code of Conduct. All officials involved who participate in the bid adjudication committee meetings sign declarations of interest.

Management of conflict of interest in the department is enforced through timeous submission of disclosure of designated employees' interest. For the period under review, 267 Senior Management Service (SMS) members out of a total of 276 submitted the financial disclosure by the due date of 31 May 2013.

The department has implemented the Occupational Health and Safety standards as envisaged in terms of the Occupational Health and Safety Act, 1993 (Act 85 of 1993).

12.1 Departmental institutional architecture

Corporate governance within the department is strengthened by a system of management structures at Executive level. The Minister and Deputy Ministers meet

with the Director-General (DG) and Deputy Directors-General (DDGs) to formulate the strategic policy direction of the department.

The Directors-General Forum, comprising the DG and DDGs, gives impetus to the implementation of the strategic policy direction as well as attends to high-level managerial tasks. The Departmental Management Forum (DMF), comprising all members of the SMS at Head Office, meets to provide direction on the strategic management of the department. At Branch level, branches hold their own meetings to ensure implementation of policy directives and for monitoring and assessing purposes.

The Consultative Working Group has been established in terms of the Employment Equity Act, 1998 (Act 55 of 1998) to facilitate consultation between organised labour and the department on matters of equity in the workplace.

12.2 Risk management

The department undertook Enterprise Wide Risk Management processes for the financial year 2012/13. This was done focussing on both Strategic Risk Assessment as well as Operational Risk Assessment. The department established the Risk Management Committee and appointed an independent person as Chairperson of the Risk Management Committee. The membership of the Risk Management Committee constitutes respective business process owners at DDG, Chief Director and Director levels.

12.2 Policies, procedures and business processes

An approved set of policies, procedures and business processes is fundamental requirements for the existence of an adequate, effective system of internal controls. The Internal Audits conducted audit recommended various

enhancements of the current policies and the development of practical manuals for practitioners to ensure proper implementation of approved policies and procedures.

The department continued to ensure that existing policies are promptly updated, and in this regard, policies were updated and adopted by the department during 2012/13 financial year. Policies

12.4 ICT Governance

To address the AG and Internal Audit findings, the department, with the guidance from the Audit Committee, made some strategic interventions, which resulted in the development and approval of the following:

- ICT Governance Framework
- ICT Strategic and Operational Plan
- ICT policies and procedures
- ICT Infrastructure Refresher Plan.

Furthermore, the Chief Information Officer was appointed.

12.5 Audit Committee and Internal Audit

12.5.1 Audit Committee

The Audit Committee continued to play an important and critical role in the corporate governance mechanisms of the department.

Throughout the year under review, the Audit Committee assisted management in discharging its responsibilities of safeguarding assets, operating adequate systems and controls and in the preparation of annual financial statements. It furthermore exercised all oversight responsibilities in line with Section 38(1)(a) of the PFMA,

1999 and Treasury Regulation 3, Chapter 2 of National Treasury's Financial Reporting Framework Guide for the Audit Committee and the Audit Committee Charter.

Furthermore, the Audit Committee played an oversight role with regard to the management of the performance of both internal and external auditors and enhanced combined assurance for the benefit of the department.

The Audit Committee visited Missions to gain more understanding of their challenges, and a report was prepared and presented with recommended strategic interventions to the department.

12.5.2 Internal Audit

During the beginning of the 2012/13 financial year, Internal Audit developed its Three-Year Strategic Rolling Plan for the period 2012/13 – 2015/16 and the Operational Plan for the 2012/13 financial year, which were adopted by the DIRCO Management and approved by the Audit Committee.

The unit has conducted a number of internal, performances, forensic and ICT audits both at Missions and Head Office during the year and has offered the department comprehensive recommendations for improvement. The unit also presented possible internal control weaknesses with recommendations in the management of Missions by Head Office to the DMF.

Internal Audit reported its performance against the Operational Plan for the 2012/13 financial year, which enabled the Audit Committee to continually monitor the performance.

12.6 Implementation of monitoring and evaluation systems

The Minister, Deputy Ministers and DG monitor the implementation of policy and the strategic plan of heads of Missions at South African diplomatic Missions abroad

and of senior officials of the department. Branches and the programme managers at Chief Director level determine regional priorities and objectives, which are aligned to the department's Strategic Plan and priorities. Directorates at Head Office, as well as Missions abroad, implement business plans, which are country- and region-specific. This level monitors implementation of performance through a system of quarterly reports to Head Office on progress, supported by weekly and regular interaction and reports on the substance of the set objectives.

12.7 Departmental committees

The department has established the following committees to further comply with corporate governance requirements:

- the Departmental Monitoring and Evaluation Committee manages and reviews the preparation of the department's strategic and annual performance plans, Quarterly Performance Information Reporting and the department's Annual Report
- the Audit Steering and Risk Committee oversees the implementation of both internal and external audit recommendations and risk management
- the ICT Steering Committee reviews and make recommendations on ICT projects initiated by the department
- the Fraud Prevention Committee manages the Fraud Prevention Policy and Strategy as well as the Fraud Awareness Implementation Plan
- Bid Adjudication committees monitor and ensure compliance with all SCM prescripts.

13. DISCONTINUED ACTIVITIES/ ACTIVITIES TO BE DISCONTINUED

None

14. NEW/PROPOSED ACTIVITIES

None

15. ASSET MANAGEMENT

Following the concerns raised by the AG and Internal Audit, the DG issued a directive to all senior managers to implement mechanisms aimed at ensuring that all officials assume responsibility and accountability for the management of assets within their areas of jurisdiction. The following interventions to improve the accuracy and completeness of the Fixed Asset Register were implemented:

- all officials to be held accountable for assets under their care
- physical asset verification to be conducted using scanners
- Mission management committees to conduct monthly spot checks to determine the effectiveness of the physical verification process.

The department adopted a policy to recognise library material that meets the asset criteria in the current financial year. Ninety-six library materials to the value of R53 thousand were acquired during the 2012/13 financial year.

Twelve thousand library materials to the value of R64 million, acquired prior 2012/13, have been included in the asset disclosure notes as additions. The materials are managed using a computerised system which meets the minimum requirements of an asset register in terms of the Asset Management Framework. Internal control measures implemented for the management of library material include, among other things, access control, a loan register and a Book Review Committee.

The department has captured all the assets in the Asset Register.

16. INVENTORIES

- The department purchases inventories in the form of materials or supplies which are:
 - consumed in the production process
 - distributed in the rendering of services
 - held for distribution in the ordinary course of operations.
- The department continued to manage its inventory and conducted quarterly onsite inspections as well as annual stock-taking. The Inventory balances have been disclosed as Annexure 6 of the Annual Financial Statements.

17. EVENTS AFTER REPORTING DATE

None

18. INFORMATION ON PREDETERMINED OBJECTIVES

18.1 Information on predetermined objectives

The department has developed a Planning, Monitoring and Evaluation System with the associated policies, procedures

and structures. This entails a Departmental Monitoring and Evaluation Committee and a Departmental Planning Committee, which are further cascaded to branch and mission committees. These committees were established to foster an inclusive Planning and Reporting System to enhance quality assurance and compliance as well as to build capacity for planning and reporting. This has been achieved through numerous measures, particularly, the training of all Heads of Mission, the seconds-in-charge and corporate service managers and officials at Head Office.

19. STANDING COMMITTEE ON PUBLIC ACCOUNTS (SCOPA) RESOLUTIONS

Reference to previous audit report and SCOPA resolutions	Subject	Findings on progress
Unauthorised expenditure in 2006/07 awaiting authorisation	Unauthorised expenditure relating to the overspending of the vote or a main division within the vote	SCOPA Resolution on the status of an unauthorised expenditure of R98.918 million is still awaited

20. PRIOR MODIFICATIONS TO AUDIT REPORTS

No prior modifications were made to audit reports

21. EXEMPTIONS AND DEVIATIONS RECEIVED FROM THE NATIONAL TREASURY

No exemptions were requested from National Treasury for the year under review

22. INTERIM FINANCIAL STATEMENTS

The department prepared the Interim Financial Statements as at 30 September 2012 and submitted to the AG. The AG performed an audit of the interim Annual Financial Statements and an audit management letter was issued for management's consideration. Action plans were developed to address the findings raised by the AG to ensure that these were addressed prior to tabling the year-end statements.

23. APPROVAL

The Annual Financial Statements set out on pages below have been approved by the Accounting Officer.



Ambassador JM Matjila
Director General

31 May 2013

REPORT OF THE AUDITOR-GENERAL TO PARLIAMENT ON VOTE NO. 5: DEPARTMENT OF INTERNATIONAL RELATIONS AND COOPERATION

REPORT ON THE FINANCIAL STATEMENTS

Introduction

1. I have audited the financial statements of the Department of International Relations and Cooperation set out on pages 18 to 114 which comprise the appropriation statement, the statement of financial position as at 31 March 2013, the statement of financial performance, statement of changes in net assets and the cash flow statement for the year then ended, and the notes, comprising a summary of significant accounting policies and other explanatory information.

The accounting officer's responsibility for the financial statements

2. The accounting officer is responsible for the preparation of these financial statements in accordance with the Departmental Financial Reporting Framework prescribed by the National Treasury and the requirements of the Public Finance Management Act of South Africa, 1999 (Act No. 1 of 1999) (PFMA), and for such internal control as the accounting officer determines is necessary to enable the preparation of financial statements that are free from material misstatement, whether due to fraud or error.

Auditor-General's responsibility

3. My responsibility is to express an opinion on these financial statements based on my audit. I conducted my audit in accordance

with the Public Audit Act of South Africa, 2004 (Act No. 25 of 2004) (PAA), the general notice issued in terms thereof and International Standards on Auditing. Those standards require that I comply with ethical requirements and plan and perform the audit to obtain reasonable assurance about whether the financial statements are free from material misstatement.

4. An audit involves performing procedures to obtain audit evidence about the amounts and disclosures in the financial statements. The procedures selected depend on the auditor's judgement, including the assessment of the risks of material misstatement of the financial statements, whether due to fraud or error. In making those risk assessments, the auditor considers internal control relevant to the entity's preparation of the financial statements in order to design audit procedures that are appropriate in the circumstances, but not for the purpose of expressing an opinion on the effectiveness of the entity's internal control. An audit also includes evaluating the appropriateness of accounting policies used and the reasonableness of accounting estimates made by management, as well as evaluating the overall presentation of the financial statements.

5. I believe that the audit evidence I have obtained is sufficient and appropriate to provide a basis for my unqualified audit opinion.

Opinion

6. In my opinion, the financial statements present fairly, in all material respects, the financial position of the Department of International Relations and Cooperation as at 31 March 2013, and its financial performance and cash flows for the year then ended in accordance with Departmental Financial Reporting Framework prescribed by the National Treasury and the requirements of the Public Finance Management Act of South Africa, 1999 (Act No. 1 of 1999) (PFMA).

Additional matter

7. I draw attention to the matter below. My opinion is not modified in respect of this matter.

Financial reporting framework

8. The financial reporting framework prescribed by the National Treasury and applied by the department is a compliance framework. The wording of my opinion on a compliance framework should reflect that the financial statements have been prepared in accordance with this framework and not

that they “present fairly”. Section 20(2) (a) of the PAA, however, requires me to express an opinion on the fair presentation of the financial statements. The wording of my opinion therefore reflects this requirement.

REPORT ON OTHER LEGAL AND REGULATORY REQUIREMENTS

9. In accordance with the PAA and the general notice issued in terms thereof, I report the following findings relevant to performance against predetermined objectives, compliance with laws and regulations and internal control, but not for the purpose of expressing an opinion.

Predetermined objectives

10. I performed procedures to obtain evidence about the usefulness and reliability of the information in the annual performance report as set out on pages 16 to 113 of the annual report.
11. The reported performance against predetermined objectives was evaluated against the overall criteria of usefulness and reliability. The usefulness of information in the annual performance report relates to whether it is presented in accordance with the National Treasury’s annual reporting principles and whether the reported

performance is consistent with the planned objectives. The usefulness of information further relates to whether indicators and targets are measurable (i.e. well defined, verifiable, specific, measurable and time bound) and relevant as required by the National Treasury *Framework for managing programme performance information* (FMPPI).

The reliability of the information in respect of the selected objectives is assessed to determine whether it adequately reflects the facts (i.e. whether it is valid, accurate and complete).

12. The material findings are as follows:

Usefulness of information

Performance targets not specific

13. The FMPPI requires that performance targets be specific in clearly identifying the nature and required level of performance. A total of 47% of the targets were not specific in clearly identifying the nature and the required level of performance. This was due to the fact that management was aware of the requirements of the FMPPI but did not receive the necessary guidance for the multilateral arena and global governance indicators to enable application of the principles.

Compliance with laws and regulations

14. I performed procedures to obtain evidence that the entity has complied with applicable laws and regulations regarding financial matters, financial management and other related matters. My findings on material non-compliance with specific matters in key applicable laws and regulations as set out in the general notice issued in terms of the PAA are as follows:

Annual financial statements, performance and annual report

15. The accounting officer submitted financial statements for auditing that were not prepared in all material aspects in accordance with the financial reporting framework and supported by full and proper records as required by section 40(1)(a) and (b) of the PFMA. The material misstatements identified with regard to movable tangible capital assets, minor assets, immovable capital assets, public private partnership, payment of capital assets and current payments were subsequently corrected.

Expenditure management

16. The accounting officer did not take effective and appropriate steps to prevent and detect irregular expenditure as per the

requirements of section 38(1)(c)(ii) and Treasury Regulation 9.1.1.

17. The payments due to creditors were not always settled within 30 days from receipt of an invoice, as per the requirements of section 38(1)(f) of the PFMA and Treasury Regulation 8.2.3.

Asset management

18. The accounting officer did not timeously ensure that the system of internal control over asset management was effective and functioned adequately as required by section 38(1)(a)(i) and section 38(1)(a)(d) of the PFMA and Treasury Regulation 10.1.

Departmental oversight over public entity

19. The accounting officer did not ensure that the oversight and governance over the performance reporting process of the African Renaissance and International Cooperation Fund was effective as required by Treasury Regulation 26.1.1.

Internal control

20. I considered internal control relevant to my audit of the financial statements, performance report and compliance with laws and regulations. The matters reported below under the fundamentals of internal control are limited to the significant deficiencies that resulted in the findings on the performance report and the findings on compliance with laws and regulations included in this report.

Leadership

21. The lack of an appropriate review and effective oversight processes over the financial and performance reporting and compliance processes by the accounting officer has contributed to the non-compliance findings identified relating to the financial statements, performance targets not being specific and material non-compliance matters.

Financial and performance management

22. An ineffective review of the accuracy of the financial statements and the failure to

perform regular key reconciliations and ensure effective monitoring of compliance has contributed to the non-compliance findings identified relating to the financial statements, ineffective asset management and expenditure management.

Auditor General

Pretoria

30 July 2013



AUDITOR - GENERAL
SOUTH AFRICA

Auditing to build public confidence



APPROPRIATION STATEMENT for the year ended 31 March 2013

Appropriation per programme

APPROPRIATION STATEMENT	2012/13							2011/12	
	Adjusted Appropriation	Shifting of Funds	Virement	Final Appropriation	Actual Expenditure	Variance	Expenditure as % of final appropriation	Final Appropriation	Actual Expenditure
	R'000	R'000	R'000	R'000	R'000	R'000	%	R'000	R'000
1. Programme 1									
Administration									
Current payment	937 665	979	(82 185)	856 459	838 916	17 543	98.0%	889 787	822 867
Transfers and subsidies	-	2 186	-	2 186	2 186	-	100.0%	982	969
Payment for capital assets	327 645	(3 165)	-	324 480	283 358	41 122	87.3%	348 219	338 161
Payment for financial assets	-	-	-	-	-	-		388	388
	1 265 310	-	(82 185)	1 183 125	1 124 460	58 665		1 239 376	1 162 385
2. Programme 2									
International Relations									
Current payment	2 765 135	(4 436)	47 832	2 808 531	2 806 449	2 082	99.9%	2 514 707	2 487 426
Transfers and subsidies	-	4 114	-	4 114	4 114	-	100.0%	7 318	7 203
Payment for capital assets	41 388	322	-	41 710	18 012	23 698	43.2%	34 395	14 957
Payment for financial assets	-	-	-	-	-	-		43 603	42 814
	2 806 523	-	47 832	2 854 355	2 828 575	25 780		2 600 023	2 552 400
3. Programme 3									
Public Diplomacy & Protocol									
Current payment	298 824	(733)	(5 500)	292 591	292 581	10	100.0%	487 847	480 899
Transfers and subsidies	-	733	-	733	733	-	100.0%	103	103



APPROPRIATION STATEMENT for the year ended 31 March 2013

Appropriation per programme

APPROPRIATION STATEMENT	2012/13							2011/12	
	Adjusted Appropriation	Shifting of Funds	Virement	Final Appropriation	Actual Expenditure	Variance	Expenditure as % of final appropriation	Final Appropriation	Actual Expenditure
	R'000	R'000	R'000	R'000	R'000	R'000	%	R'000	R'000
Payment for capital assets	2 310	-	-	2 310	952	1 358	41.2%	6 452	6 451
Payment for financial assets	-	-	-	-	-	-	-	-	-
	301 134	-	(5 500)	295 634	294 266	1 368	-	494 402	487 453
4. Programme 4									
International Transfers									
Current payment	-	-	-	-	-	-	-	-	-
Transfers and subsidies	898 558	-	39 853	938 411	937 775	636	99.9%	819 588	819 588
Payment for capital assets	-	-	-	-	-	-	-	-	-
Payment for financial assets	-	-	-	-	-	-	-	-	-
	898 558	-	39 853	938 411	937 775	636	-	819 588	819 588
Subtotal	5 271 525	-	-	5 271 525	5 185 076	86 449	98.4%	5 153 389	5 021 826
Statutory Appropriation	-	-	-	-	-	-	-	-	-
Current payment	-	-	-	-	-	-	-	-	-
Transfers and subsidies	-	-	-	-	-	-	-	-	-
Payment for capital assets	-	-	-	-	-	-	-	-	-
Payment for financial assets	-	-	-	-	-	-	-	-	-
TOTAL	5 271 525	-	-	5 271 525	5 185 076	86 449	98.4%	5 153 389	5 021 826

APPROPRIATION STATEMENT for the year ended 31 March 2013

Appropriation per programme

	2012/13				2011/12	
	Final Appropriation	Actual Expenditure			Final Appropriation	Actual Expenditure
TOTAL (brought forward)						
Reconciliation with statement of financial performance						
ADD						
Departmental receipts	46 694				82 928	
Direct Exchequer receipts	-				-	
NRF Receipts	-				-	
Aid assistance	-				-	
Actual amounts per statement of financial performance (total revenue)	5 318 219				5 236 317	
ADD						
Aid assistance						
Direct Exchequer payments						
Prior year unauthorised expenditure approved without funding						
Actual amounts per statement of financial performance (total expenditure)		5 185 076				5 021 826



APPROPRIATION STATEMENT for the year ended 31 March 2013
 Appropriation per economic classification

	2012/13							2011/12	
	Adjusted Appropriation	Shifting of Funds	Virement	Final Appropriation	Actual Expenditure	Variance	Expenditure as % of final appropriation	Final Appropriation	Actual expenditure
	R'000	R'000	R'000	R'000	R'000	R'000	%	R'000	R'000
Current payments									
Compensation of employees	2 118 286	16 688	18 383	2 153 357	2 153 244	113	100.0%	1 943 390	1 934 206
Goods and services	1 883 338	40 055	(58 236)	1 865 157	1 862 981	2 176	99.9%	1 931 435	1 854 657
Interest and rent on land	-	-	-	-	-	-	-	3 346	83
Transfers and subsidies									
Provinces and municipalities	-	-	-	-	-	-	-	-	-
Departmental agencies and accounts	517 982	636	-	518 618	518 618	-	100.0%	450 370	450 370
Universities and technikons	-	-	-	-	-	-	-	-	-
Foreign governments and international organisations	380 576	-	39 853	420 429	419 793	636	99.8%	369 218	369 218
Public corporations and private enterprises	-	-	-	-	-	-	-	-	-
Non-profit institutions	-	-	-	-	-	-	-	-	-
Households	-	6 395	-	6 395	6 395	-	100.0%	8 273	8 272
Gifts and donations	-	-	-	-	-	-	-	-	-
Payments for capital assets									
Buildings and other fixed structures	326 947	(136 672)	-	190 275	131 764	58 511	69.2%	350 296	326 627
Machinery and equipment	44 396	2 155	-	46 551	21 538	25 013	46.3%	52 950	35 191
Heritage assets	-	-	-	-	-	-	-	-	-

APPROPRIATION STATEMENT for the year ended 31 March 2013

Appropriation per programme

	2012/13							2011/12	
	Adjusted Appropriation	Shifting of Funds	Virement	Final Appropriation	Actual Expenditure	Variance	Expenditure as % of final appropriation	Final Appropriation	Actual expenditure
	R'000	R'000	R'000	R'000	R'000	R'000	%	R'000	R'000
Specialised military assets	-	-	-	-	-	-	-	-	-
Biological assets	-	-	-	-	-	-	-	-	-
Land and subsoil assets	-	70 162	-	70 162	70 162	-	100.0%	-	-
Software and other intangible assets	-	581	-	581	581	-	100.0%	-	-
Payments for financial assets	-	-	-	-	-	-	-	43 991	43 202
Total	5 271 525	-	-	5 271 525	5 185 076	86 449	98.4%	5 153 269	5 021 826

Statutory Appropriation

Direct changes against the National/Provincial Revenue Fund	2012/13							2011/12	
	Adjusted Appropriation	Shifting of Funds	Virement	Final Appropriation	Actual Expenditure	Variance	Expenditure as % of final appropriation	Final Appropriation	Actual expenditure
	R'000	R'000	R'000	R'000	R'000	R'000	%	R'000	R'000
List all direct charges against the National/Provincial Revenue Fund	-	-	-	-	-	-	-	-	-
President and Deputy President salaries	-	-	-	-	-	-	-	-	-
Member of executive committee / parliamentary officers	-	-	-	-	-	-	-	-	-
Judges and magistrates salaries	-	-	-	-	-	-	-	-	-
Sector education and training authorities (SETA)	-	-	-	-	-	-	-	-	-
National Skills Fund	-	-	-	-	-	-	-	-	-
Total	-	-	-	-	-	-	-	-	-



APPROPRIATION STATEMENT for the year ended 31 March 2013

Detail per sub-programme 1 ADMINISTRATION	2012/13							2011/12	
	Adjusted Appropriation	Shifting of Funds	Virement	Final Appropriation	Actual Expenditure	Variance	Expenditure as % of final appropriation	Final Appropriation	Actual expenditure
	R'000	R'000	R'000	R'000	R'000	R'000	%	R'000	R'000
1.1 MINISTRY									
Current payment	5 326	(928)	-	4 398	4 398	-	100.0%	5 072	4 140
Transfers and subsidies	-	-	-	-	-	-	-	-	-
Payment for capital assets	-	-	-	-	-	-	-	-	-
Payment for financial assets	-	-	-	-	-	-	-	-	-
1.2 MANAGEMENT									
Current payment	96 588	3 462	-	100 050	100 050	-	100.0%	121 148	85 336
Transfers and subsidies	-	230	-	230	230	-	100.0%	19	15
Payment for capital assets	672	(357)	-	315	94	221	29.8%	617	193
Payment for financial assets	-	-	-	-	-	-	-	-	-
1.3 CORPORATE SERVICES									
Current payment	613 370	8 569	(46 888)	575 051	562 500	12 551	97.8%	572 381	557 538
Transfers and subsidies	-	1 672	-	1 672	1 672	-	100.0%	831	822
Payment for capital assets	-	229	-	229	229	-	100.0%	-	-
Payment for financial assets	-	-	-	-	-	-	-	388	388
1.4 DIPLOMATIC ACADEMY									
Current payment	75 648	(8 468)	-	67 180	67 180	-	100.0%	67 680	61 961
Transfers and subsidies	-	284	-	284	284	-	100.0%	132	132
Payment for capital assets	26	-	-	26	-	26	-	358	358
Payment for financial assets	-	-	-	-	-	-	-	-	-

APPROPRIATION STATEMENT for the year ended 31 March 2013

Detail per sub-programme 1 ADMINISTRATION	2012/13							2011/12	
	Adjusted Appropriation	Shifting of Funds	Virement	Final Appropriation	Actual Expenditure	Variance	Expenditure as % of final appropriation	Final Appropriation	Actual expenditure
	R'000	R'000	R'000	R'000	R'000	R'000	%	R'000	R'000
1.5 FOREIGN AND DOMESTIC PROPERTIES MANAGEMENT									
Current payment	-	29 790	-	29 790	25 534	4 256	85.7%	45 537	42 574
Transfers and subsidies	-	-	-	-	-	-	-	-	-
Payment for capital assets	206 985	5 413	(2 594)	209 804	168 930	40 874	80.5%	183 852	174 218
Payment for financial assets	-	-	-	-	-	-	-	-	-
1.6 OFFICE ACCOMMODATION									
Current payment	146 733	(31 446)	(35 297)	79 990	79 254	736	99.1%	77 969	71 318
Transfers and subsidies	-	-	-	-	-	-	-	-	-
Payment for capital assets	119 962	(8 450)	2 594	114 106	114 105	1	100.0%	163 392	163 392
Payment for financial assets	-	-	-	-	-	-	-	-	-
Total	1 265 310	-	(82 185)	1 183 125	1 124 460	58 665	95.0%	1 239 376	1 162 385



APPROPRIATION STATEMENT for the year ended 31 March 2013

Programme 1 Per Economic classification	2012/13							2011/12	
	Adjusted Appropriation	Shifting of Funds	Virement	Final Appropriation	Actual Expenditure	Variance	Expenditure as % of final appropriation	Final Appropriation	Actual expenditure
	R'000	R'000	R'000	R'000	R'000	R'000	%	R'000	R'000
Current payments									
Compensation of employees	343 588	-	(23 949)	319 639	319 636	3	100.0%	311 099	301 915
Goods and services	594 077	61 718	(58 236)	597 559	597 559	-	100.0%	561 115	520 871
Interest and rent on land	-	-	-	-	-	-	-	3 346	83
Transfers and subsidies to:									
Provinces and municipalities	-	-	-	-	-	-	-	-	-
Departmental agencies and accounts	-	36	-	36	36	-	100.0%	-	-
Universities and technikons	-	-	-	-	-	-	-	-	-
Foreign governments and international organisations	-	-	-	-	-	-	-	-	-
Public corporations and private enterprises	-	-	-	-	-	-	-	-	-
Non-profit institutions	-	-	-	-	-	-	-	-	-
Households	-	2 148	-	2 148	2 148	-	100.0%	967	967
Gifts and donations	-	-	-	-	-	-	-	-	-
Payment for capital assets									
Buildings and other fixed structures	326 947	(137 243)	-	189 704	131 193	58 511	69.2%	349 783	326 522
Machinery and equipment	698	3 179	-	3 877	3 726	151	96.1%	12 558	11 639
Heritage assets	-	-	-	-	-	-	-	-	-
Specialised military assets	-	-	-	-	-	-	-	-	-
Biological assets	-	-	-	-	-	-	-	-	-
Land and subsoil assets	-	70 162	-	70 162	70 162	-	100.0%	-	-
Software and other intangible assets	-	-	-	-	-	-	-	-	-
Payments for financial assets	-	-	-	-	-	-	-	388	388
Total	1 265 310	-	(82 185)	1 183 125	1 124 460	58 665	95.0%	1 239 256	1 162 385

APPROPRIATION STATEMENT for the year ended 31 March 2013

Detail per Sub-Programme Programme 2 INTERNATIONAL RELATIONS	2012/13							2011/12	
	Adjusted Appropriation	Shifting of Funds	Virement	Final Appropriation	Actual Expenditure	Variance	Expenditure as % of final appropriation	Final Appropriation	Actual expenditure
	R'000	R'000	R'000	R'000	R'000	R'000	%	R'000	R'000
2.1 BILATERAL RELATIONS MANAGEMENT									
Current payment	306 519	(19 201)	-	287 318	285 144	2 174	99.2%	300 761	281 769
Transfers and subsidies	-	1 668	-	1 668	1 668	-	100.0%	2 998	2 990
Payment for capital assets	-	-	-	-	-	-	-	1 579	579
Payment for financial assets	-	-	-	-	-	-	-	-	-
2.2 DIPLOMATIC REPRESENTATION									
Current payment	2 458 616	14 765	47 832	2 521 213	2 521 305	(92)	100.0%	2 213 946	2 205 657
Transfers and subsidies	-	2 446	-	2 446	2 446	-	100.0%	4 320	4 213
Payment for capital assets	41 388	322	-	41 710	18 012	23 698	43.2%	32 816	14 378
Payment for financial assets	-	-	-	-	-	-	-	43 603	42 814
Total	2 806 523	-	47 832	2 854 355	2 828 575	25 780	99.1%	2 600 023	2 552 400



APPROPRIATION STATEMENT for the year ended 31 March 2013

Programme 2 Per Economic classification	2012/13							2011/12	
	Adjusted Appropriation	Shifting of Funds	Virement	Final Appropriation	Actual Expenditure	Variance	Expenditure as % of final appropriation	Final Appropriation	Actual expenditure
	R'000	R'000	R'000	R'000	R'000	R'000	%	R'000	R'000
Current payments									
Compensation of employees	1 659 911	17 693	47 832	1 725 436	1 725 326	110	100.0%	1 534 602	1 534 602
Goods and services	1 105 224	(21 935)	-	1 083 289	1 081 123	2 166	99.8%	980 162	950 577
Interest and rent on land	-	-	-	-	-	-	-	-	-
Transfers and subsidies to:									
Provinces and municipalities	-	-	-	-	-	-	-	-	-
Departmental agencies and accounts	-	-	-	-	-	-	-	-	-
Universities and technikons	-	-	-	-	-	-	-	-	-
Foreign governments and international organisations	-	-	-	-	-	-	-	-	-
Public corporations and private enterprises	-	-	-	-	-	-	-	-	-
Non-profit institutions	-	-	-	-	-	-	-	-	-
Households	-	4 114	-	4 114	4 114	-	100.0%	7 203	7 202
Gifts and donations	-	-	-	-	-	-	-	-	-
Payment for capital assets									
Buildings and other fixed structures	-	571	-	571	571	-	100.0%	513	105
Machinery and equipment	41 388	(1 024)	-	40 364	16 860	23 504	41.8%	33 940	17 100
Heritage assets	-	-	-	-	-	-	-	-	-
Specialised military assets	-	-	-	-	-	-	-	-	-
Biological assets	-	-	-	-	-	-	-	-	-
Land and subsoil assets	-	-	-	-	-	-	-	-	-
Software and other intangible assets	-	581	-	581	581	-	100.0%	-	-
Payments for financial assets	-	-	-	-	-	-	-	43 603	42 814
Total	2 806 523	-	47 832	2 828 575	2 828 575	25 780	99.1%	2 600 023	2 552 400

APPROPRIATION STATEMENT for the year ended 31 March 2013

Detail per sub-programme Programme 3 PUBLIC DIPLOMACY & PROTOCOL	2012/13							2011/12	
	Adjusted Appropriation	Shifting of Funds	Virement	Final Appropriation	Actual Expenditure	Variance	Expenditure as % of final appropriation	Final Appropriation	Actual expenditure
	R'000	R'000	R'000	R'000	R'000	R'000	%	R'000	R'000
3.1 PUBLIC DIPLOMACY									
Current payment	52 974	15 489	-	68 463	68 463	-	100.0%	53 681	49 688
Transfers and subsidies	-	636	-	636	636	-	100.0%	-	-
Payment for capital assets	380	-	-	380	181	199	47.6%	350	350
Payment for financial assets	-	-	-	-	-	-	-	-	-
3.2 PROTOCOL									
Current payment	245 850	(16 222)	(5 500)	224 128	224 118	10	100.0%	434 166	431 211
Transfers and subsidies	-	97	-	97	97	-	100.0%	103	103
Payment for capital assets	1 930	-	-	1 930	771	1 159	39.9%	6 102	6 101
Payment for financial assets	-	-	-	-	-	-	-	-	-
Total	301 134	-	(5 500)	295 634	294 266	1 368	99.5%	494 402	487 453



APPROPRIATION STATEMENT for the year ended 31 March 2013

Programme 3 Per Economic classification	2012/13							2011/12	
	Adjusted Appropriation	Shifting of Funds	Virement	Final Appropriation	Actual Expenditure	Variance	Expenditure as % of final appropriation	Final Appropriation	Actual expenditure
	R'000	R'000	R'000	R'000	R'000	R'000	%	R'000	R'000
Current payments									
Compensation of employees	114 787	(1 005)	(5 500)	108 282	108 282	-	100.0%	97 689	97 689
Goods and services	184 037	272	-	184 309	184 299	10	100.0%	390 158	383 209
Interest and rent on land	-	-	-	-	-	-	-	-	-
Transfers and subsidies to:									
Provinces and municipalities	-	-	-	-	-	-	-	-	-
Departmental agencies and accounts	-	600	-	600	600	-	100.0%	-	-
Universities and technikons	-	-	-	-	-	-	-	-	-
Foreign governments and international organisations	-	-	-	-	-	-	-	-	-
Public corporations and private enterprises	-	-	-	-	-	-	-	-	-
Non-profit institutions	-	-	-	-	-	-	-	-	-
Households	-	133	-	133	133	-	100.0%	103	103
Gifts and donations	-	-	-	-	-	-	-	-	-
Payment for capital assets									
Buildings and other fixed structures	-	-	-	-	-	-	-	-	-
Machinery and equipment	2 310	-	-	2 310	952	1 358	41.2%	6 452	6 452
Heritage assets	-	-	-	-	-	-	-	-	-
Specialised military assets	-	-	-	-	-	-	-	-	-
Biological assets	-	-	-	-	-	-	-	-	-
Land and subsoil assets	-	-	-	-	-	-	-	-	-

APPROPRIATION STATEMENT for the year ended 31 March 2013

2012/13								2011/12	
Programme 3 Per Economic classification	Adjusted Appropriation	Shifting of Funds	Virement	Final Appropriation	Actual Expenditure	Variance	Expenditure as % of final appropriation	Final Appropriation	Actual expenditure
	R'000	R'000	R'000	R'000	R'000	R'000	%	R'000	R'000
Software and other intangible assets	-	-	-	-	-	-	-	-	-
Payments for financial assets	-	-	-	-	-	-	-	-	-
Total	301 134	-	(5 500)	295 634	294 266	1 368	99.5%	494 402	487 453

2012/13								2011/12	
Detail per sub-programme Programme 4 INTERNATIONAL TRANSFERS	Adjusted Appropriation	Shifting of Funds	Virement	Final Appropriation	Actual Expenditure	Variance	Expenditure as % of final appropriation	Final Appropriation	Actual expenditure
	R'000	R'000	R'000	R'000	R'000	R'000	%	R'000	R'000
4.1 INTERNATIONAL ORGANISATIONS									
Current payment	-	-	-	-	-	-	-	-	-
Transfers and subsidies	898 558	-	39 853	938 411	937 775	636	99.9%	819 588	819 588
Payment for capital assets	-	-	-	-	-	-	-	-	-
Payment for financial assets	-	-	-	-	-	-	-	-	-
Total	898 558	-	39 853	938 411	937 775	636	99.9%	819 588	819 588



APPROPRIATION STATEMENT for the year ended 31 March 2013

Programme 4 Per Economic classification	2012/13							2011/12	
	Adjusted Appropriation	Shifting of Funds	Virement	Final Appropriation	Actual Expenditure	Variance	Expenditure as % of final appropriation	Final Appropriation	Actual expenditure
	R'000	R'000	R'000	R'000	R'000	R'000	%	R'000	R'000
Current payments									
Compensation of employees	-	-	-	-	-	-	-	-	-
Goods and services	-	-	-	-	-	-	-	-	-
Interest and rent on land	-	-	-	-	-	-	-	-	-
Transfers and subsidies to:									
Provinces and municipalities	-	-	-	-	-	-	-	-	-
Departmental agencies and accounts	517 982	-	-	517 982	517 982	-	100.0%	450 370	450 370
Universities and technikons	-	-	-	-	-	-	-	-	-
Foreign governments and international organisations	380 576	-	39 853	420 429	419 793	636	99.8%	369 218	369 218
Public corporations and private enterprises	-	-	-	-	-	-	-	-	-
Non-profit institutions	-	-	-	-	-	-	-	-	-
Households	-	-	-	-	-	-	-	-	-
Gifts and donations	-	-	-	-	-	-	-	-	-
Payment for capital assets									
Buildings and other fixed structures	-	-	-	-	-	-	-	-	-
Machinery and equipment	-	-	-	-	-	-	-	-	-
Heritage assets	-	-	-	-	-	-	-	-	-
Specialised military assets	-	-	-	-	-	-	-	-	-
Biological assets	-	-	-	-	-	-	-	-	-
Land and subsoil assets	-	-	-	-	-	-	-	-	-
Software and other intangible assets	-	-	-	-	-	-	-	-	-
Payments for financial assets	-	-	-	-	-	-	-	-	-
Total	898 558	-	39 853	938 411	937 775	636	99.9%	819 588	819 588

NOTES TO THE APPROPRIATION STATEMENT for the year ended 31 March 2013

1. **Detail of transfers and subsidies as per Appropriation Act (after Virement):**
Detail of these transactions can be viewed in the note on Transfers and subsidies, disclosure notes and Annexure 1 (A-H) to the annual financial statements.
2. **Detail of specifically and exclusively appropriated amounts voted (after Virement):**
Detail of these transactions can be viewed in note 1 (Annual Appropriation) to the annual financial statements.
3. **Detail on payments for financial assets**
Detail of these transactions per programme can be viewed in the note on payments for financial assets to the annual financial statements.
4. **Explanations of material variances from Amounts Voted (after Virement):**

4.1 Per Programme	Final Appropriation	Actual Expenditure	Variance	Variance as a % of Final Appropriation
	R'000	R'000	R'000	%
1 Administration	1 183 125	1 124 460	58 665	5%
2 International Relations	2 854 355	2 828 575	25 780	1%
3 Public Diplomacy and Protocol	295 634	294 266	1 368	0%
4 International Transfers	938 411	937 775	636	0%

Programme 1

The variance is due to capital expenditure projects that were not finalised in the current year due to unforeseen structural reinforcement that needed to be done before proceeding with the project as planned. The department has requested to roll over an amount of R57 million in relation to capital projects.

Programme 2

The variance is due to the delay in the payment of security equipment for Missions. The delay was a result of the unavailability of an appropriate service-provider on the continent to provide the required equipment in accordance with the department's specifications, which necessitated that the equipment be purchased in South Africa.



NOTES TO THE APPROPRIATION STATEMENT for the year ended 31 March 2013

4.2 Per Economic classification	Final Appropriation	Actual Expenditure	Variance	Variance as a % of Final Appropriation
	R'000	R'000	R'000	%
Current payments				
Compensation of employees	2 153 357	2 153 244	113	0%
Goods and services	1 865 157	1 862 981	2 176	0%
Interest and rent on land	-	-	-	0%
Unauthorised expenditure approved	-	-	-	0%
Transfers and subsidies				
Provinces and municipalities	-	-	-	0%
Departmental agencies and accounts	518 618	518 618	-	0%
Universities and technikons	-	-	-	0%
Public corporations and private enterprises	-	-	-	0%
Foreign governments and international organisations	420 429	419 793	636	0%
Non-profit institutions	-	-	-	0%
Households	6 395	6 395	-	0%
Gifts and donations	-	-	-	0%
Payments for capital assets				
Buildings and other fixed structures	190 275	131 764	58 511	31%
Machinery and equipment	46 551	21 538	25 013	54%
Heritage assets	-	-	-	0%
Specialised military assets	-	-	-	0%
Biological assets	-	-	-	0%
Land and subsoil assets	70 162	70 162	-	0%
Software and other intangible assets	581	581	-	0%
Payments for financial assets	-	-	-	0%

The variance is due to capital expenditure projects that were not finalised in the current year due to unforeseen structural reinforcement that needed to be done before proceeding with the project as planned.

STATEMENT OF FINANCIAL PERFORMANCE for the year ended 31 March 2013

	<i>Note</i>	2012/13	2011/12
		R'000	R'000
REVENUE			
Annual appropriation	<u>1</u>	5 271 525	5 153 389
Statutory appropriation	<u>2</u>	-	-
Departmental revenue	<u>3</u>	46 694	82 928
Direct Exchequer Receipts	<u>4</u>	-	-
NRF Receipts		-	-
Aid assistance	<u>6</u>	-	-
		5 318 219	5 236 317
TOTAL REVENUE			
 EXPENDITURE			
Current expenditure			
Compensation of employees	<u>7</u>	2 153 244	1 934 206
Goods and services	<u>8</u>	1 862 981	1 948 803
Interest and rent on land	<u>9</u>	-	-
Aid assistance	<u>6</u>	-	-
Unauthorised expenditure approved without funding	<u>13</u>	-	-
		4 016 225	3 883 009
Total current expenditure			
 Transfers and subsidies			
Transfers and subsidies	<u>11</u>	944 806	827 860
Aid assistance	<u>6</u>	-	-
Unauthorised expenditure approved without funding	<u>13</u>	-	-
		944 806	827 860
Total transfers and subsidies			

STATEMENT OF FINANCIAL PERFORMANCE for the year ended 31 March 2013

Expenditure for capital assets			
Tangible capital assets	<u>12</u>	223 464	267 636
Software and other intangible assets	<u>12</u>	581	119
Unauthorised expenditure approved without funding	<u>13</u>	-	-
Total expenditure for capital assets		224 045	267 755
Payments for financial assets	<u>10</u>	-	43 202
Direct Exchequer Payments	<u>5</u>	-	-
TOTAL EXPENDITURE		5 185 076	5 021 826
SURPLUS/(DEFICIT) FOR THE YEAR		133 143	214 491
Reconciliation of Net Surplus/(Deficit) for the year			
Voted funds		86 449	131 563
Annual appropriation		-	-
Conditional grants		-	-
Unconditional grants		-	-
Departmental revenue and NRF Receipts	<u>22</u>	46 694	82 928
Direct Exchequer receipts/payments	<u>23</u>	-	-
Aid assistance	<u>6</u>	-	-
SURPLUS/(DEFICIT) FOR THE YEAR		133 143	214 491

STATEMENT OF FINANCIAL POSITION for the year ended 31 March 2013

	<i>Note</i>	2012/13	2011/12
		R'000	R'000
ASSETS			
Current assets		948 442	803 426
Unauthorised expenditure	<u>13</u>	98 918	98 918
Fruitless and wasteful expenditure	<u>14</u>	-	-
Cash and cash equivalents	<u>15</u>	397 606	382 570
Other financial assets	<u>16</u>	14 168	16 448
Prepayments and advances	<u>17</u>	6 978	4 114
Receivables	<u>18</u>	430 772	301 376
Loans	<u>20</u>	-	-
Aid assistance prepayments	<u>6</u>	-	-
Aid assistance receivable	<u>6</u>	-	-
Non-current assets		50 141	42 954
Investments	<u>19</u>	-	-
Loans	<u>20</u>	-	-
Other financial assets	<u>16</u>	50 141	42 954
TOTAL ASSETS		998 583	846 380

STATEMENT OF FINANCIAL POSITION for the year ended 31 March 2013

	<i>Note</i>	2012/13	2011/12
		R'000	R'000
LIABILITIES			
Current liabilities		796 017	629 130
Voted funds to be surrendered to the Revenue Fund	<u>21</u>	86 449	131 563
Departmental revenue and NRF Receipts to be surrendered to the Revenue Fund	<u>22</u>	28 921	66 344
Direct Exchequer Receipts to be surrendered to the Revenue Fund	<u>23</u>	-	-
Bank overdraft	<u>24</u>	-	-
Payables	<u>25</u>	680 647	431 223
Aid assistance repayable	<u>6</u>	-	-
Aid assistance unutilised	<u>6</u>	-	-
Non-current liabilities			
Payables	<u>26</u>	200 888	215 374
TOTAL LIABILITIES		996 905	844 504
NET ASSETS		1 678	1 876
Represented by:			
Capitalisation reserve		-	-
Recoverable revenue		1 678	1 876
Retained funds		-	-
Revaluation reserves		-	-
TOTAL		1 678	1 876

STATEMENT OF CHANGES IN NET ASSETS for the year ended 31 March 2013

NET ASSETS	Note	2012/13 R'000	2011/12 R'000
Capitalisation Reserves			
Opening balance		-	-
Transfers:		-	-
Movement in Equity		-	-
Movement in Operational Funds		-	-
Other movements		-	-
Closing balance		-	-
Recoverable revenue			
Opening balance		1 876	2 651
Transfers:		(198)	(775)
Irrecoverable amounts written off	34.2	-	-
Debts revised		(73)	(1 005)
Debts recovered (included in departmental receipts)		(619)	(1 342)
Debts raised		494	1 572
Closing balance		1 678	1 876
Retained funds			
Opening balance		-	-
Transfer from voted funds to be surrendered (Parliament/ Legislatures ONLY)		-	-
Utilised during the year		-	-
Other		-	-
Closing balance		-	-

STATEMENT OF CHANGES IN NET ASSETS for the year ended 31 March 2013

Revaluation Reserve

Opening balance	-	-
Revaluation adjustment (Housing departments)	-	-
Transfers	-	-
Other	-	-
Closing balance	-	-
TOTAL	1 678	1 876

CASH FLOW STATEMENT for the year ended 31 March 2013

	<i>Note</i>	2012/13 R'000	2011/12 R'000
CASH FLOWS FROM OPERATING ACTIVITIES			
Receipts		5 316 544	5 234 444
Annual appropriated funds received	<u>1.1</u>	5 271 525	5 153 389
Statutory appropriated funds received	<u>2</u>	-	-
Departmental revenue received	<u>3</u>	45 019	81 055
Direct Exchequer Receipts	<u>4</u>	-	-
NRF Receipts		-	-
Aid assistance received	<u>6</u>	-	-
Net (increase)/decrease in working capital		117 164	5 042
Surrendered to Revenue Fund		(215 680)	(335 810)
Surrendered to RDP Fund/Donor		-	-
Current payments		(4 016 225)	(3 788 946)
Payments for financial assets		-	(43 202)
Transfers and subsidies paid		(944 806)	(827 860)
Net cash flow available from operating activities	<u>27</u>	256 997	243 668
CASH FLOWS FROM INVESTING ACTIVITIES			
Payments for capital assets	<u>12</u>	(224 045)	(361 818)
Proceeds from sale of capital assets	<u>3.4</u>	1 675	1 873
(Increase)/decrease in loans		-	-
(Increase)/decrease in investments		-	-
(Increase)/decrease in other financial assets		(4 907)	-
Net cash flows from investing activities		(227 277)	(359 945)

CASH FLOW STATEMENT for the year ended 31 March 2013

CASH FLOWS FROM FINANCING ACTIVITIES

Distribution/dividend received	-	-
Increase/(decrease) in net assets	(198)	(775)
Increase/(decrease) in non-current payables	(14 486)	155 777
Net cash flows from financing activities	(14 684)	155 002
Net increase/(decrease) in cash and cash equivalents	15 036	38 725
Cash and cash equivalents at beginning of period	382 570	343 845
Cash and cash equivalents at end of period	<u>397 606</u>	<u>382 570</u>

28

ACCOUNTING POLICIES

The financial statements have been prepared in accordance with the following policies, which have been applied consistently in all material aspects, unless otherwise indicated. However, where appropriate and meaningful, additional information has been disclosed to enhance the usefulness of the financial statements and to comply with the statutory requirements of the Public Finance Management Act (PFMA) 1999, (Act 1 of 1999) (as amended by Act 29 of 1999), and the Treasury Regulations issued in terms of the PFMA, 1999 and the Division of Revenue Act, 2010 Act 1 of 2010.

1. Presentation of the financial statements

1.1 Basis of preparation

The financial statements have been prepared on a modified cash basis of accounting, except where stated otherwise. The modified cash basis constitutes the cash basis of accounting supplemented with additional disclosure items. Under the cash basis of accounting transactions and other events are recognised when cash is received or paid.

1.2 Presentation currency

All amounts have been presented in the currency of the South African Rand (ZAR) which is also the functional currency of the department.

1.3 Rounding

Unless otherwise stated all monetary disclosures have been rounded to the nearest one thousand Rand (R'000).

1.4 Comparatives

Prior period comparative information has been presented in the current year's financial statements. Where necessary disclosures in the prior period financial statements have been reclassified to ensure that the format in which the information is presented is consistent with the format of the current year's financial statements.

1.5 Comparatives - Appropriation Statement

A comparison between actual amounts and final appropriation per major classification of expenditure is included in the Appropriation Statement.

2. Revenue

2.1 Appropriated funds

Appropriated funds comprises of departmental allocations as well as direct charges against revenue fund (i.e. statutory appropriation).

Appropriated funds are recognised in the financial records on the date the appropriation becomes effective. Adjustments made in terms of the adjustments budget process are recognised in the financial records on the date the adjustments become effective.

Unexpended appropriated funds are surrendered to the National/Provincial Revenue Fund. Any amounts owing to the National/Provincial Revenue Fund at the end of the financial year are recognised as payable in the statement of financial position.

Any amount due from the National/Provincial Revenue Fund at the end of the financial year is recognised as a receivable in the statement of financial position.

2.2 Departmental revenue

All departmental revenue is recognised in the statement of financial performance when received and is subsequently paid into the National/Provincial Revenue Fund, unless stated otherwise.

Any amount owing to the National/Provincial Revenue Fund at the end of the financial year is recognised as a payable in the statement of financial position.

No accrual is made for amounts receivable from the last receipt date to the end of the reporting period. These amounts are however disclosed in the disclosure notes to the annual financial statements.

2.3 Direct exchequer receipts

All direct exchequer receipts are recognised in the statement of financial performance when the cash is received and is subsequently paid into the National/Provincial Revenue Fund, unless stated otherwise.

Any amount owing to the National/Provincial Revenue Funds at the end of the financial year is recognised as a payable in the statement of financial position.

2.4 Direct exchequer payments

All direct exchequer payments are recognised in the statement of financial performance when final authorisation for payment is effected on the system (by no later than 31 March of each year).

2.5 Aid assistance

Aids assistance is recognised as revenue when received

All in-kind aid assistance is disclosed at fair value on the date of receipt in the annexures to the annual financial statements

The cash payments made during the year relating to aid assistance projects are recognised as expenditure in the statement of financial performance when final authorisation for payments is effected on the system (by no later than 31 March of each year)

The value of the assistance expended prior to the receipt of funds is recognised as a receivable in the statement of financial position.

Inappropriately expended amounts using aid assistance and any unutilised amounts are recognised as payables in the statement of financial position.

All Criminal Asset Recovery Account (CARA) funds received must be recorded as revenue when funds are received. The cash payments made during the year relating to CARA-earmarked projects are recognised as expenditure in the statement of financial performance when final authorisation for payments is effected on the system (by no later than 31 March of each year).

Inappropriately expended amounts using CARA funds are recognised as payables in the statement of financial position. Any unutilised amounts are transferred to retained funds as they are not surrendered to the revenue fund.

3. Expenditure

3.1 Compensation of employees

3.1.1 Salaries and wages

Salaries and wages are expensed in the statement of financial performance when the final authorisation for payment is effected on the system (by no later than 31 March of each year).

Other employee benefits that give rise to a present legal or constructive obligation are disclosed in the disclosure notes to the financial statements at its face value and are not recognised in the statement of financial performance or position.

Employee costs are capitalised to the cost of a capital project when an employee spends more than 50% of his/her time on the project. These payments form part of expenditure for capital assets in the statement of financial performance.

3.1.2 Social contributions

Employer contributions to post-employment benefit plans in respect of current employees are expensed in the statement of financial performance when the final authorisation for payment is effected on the system (by no later than 31 March of each year).

No provision is made for retirement benefits in the financial statements of the department. Any potential liabilities are disclosed in the financial statements of the National Revenue Fund and not in the financial statements of the employer department.

Employer contributions made by the department for certain of its ex-employees (such as medical benefits) are classified as transfers to households in the statement of financial performance.

3.2 Goods and services

Payments made during the year for goods and/or services are recognised as an expense in the statement of financial performance when the final authorisation for payment is effected on the system (by no later than 31 March of each year).

The expense is classified as capital if the goods and/or services were acquired for a capital project and if the total purchase price for the item acquired exceeds the capitalisation threshold (currently R5 000). All other expenditures are classified as current.

Rental paid for the use of buildings or other fixed structures is classified as goods and services and not as rent on land.

3.3 Interest and rent on land

Interest and rental payments are recognised as an expense in the statement of financial performance when the final authorisation for payment is effected on the system (by no later than 31 March of each year). This item excludes rental for the use of buildings or other fixed structures. If it is not possible to distinguish between payment for the use of land and the fixed structures on it, the whole amount is recorded under goods and services.

3.4 Payments for financial assets

Debts are written off when identified as irrecoverable. Debts written-off are limited to the amount of savings and/or underspending of appropriated funds. The write-off occurs at year-end or when funds are available. No provision is made for irrecoverable amounts but an estimate is included in the disclosure notes to the financial statements amounts.

3.5 Transfers and subsidies

Transfers and subsidies are recognised as an expense when the final authorisation for payment is effected on the system (by no later than 31 March of each year).

3.6 Unauthorised expenditure

When confirmed unauthorised expenditure is recognised as an asset in the statement of financial position until such time as the expenditure is either approved by the relevant authority, recovered from the responsible person or written off as irrecoverable in the statement of financial performance.

Unauthorised expenditure approved with funding is derecognised from the statement of financial position when the unauthorised expenditure is approved and the related funds are received.

Where the amount is approved without funding it is recognised as expenditure in the statement of financial performance on the date of approval.

3.7 Fruitless and wasteful expenditure

Fruitless and wasteful expenditure is recognised as expenditure in the statement of financial performance

according to the nature of the payment and not as a separate line item on the face of the statement. If the expenditure is recoverable it is treated as an asset until it is recovered from the responsible person or written off as irrecoverable in the statement of financial performance.

3.8 Irregular expenditure

Irregular expenditure is recognised as expenditure in the statement of financial performance. If the expenditure is not condoned by the relevant authority it is treated as an asset until it is recovered or written off as irrecoverable.

4. Assets

4.1 Cash and cash equivalents

Cash and cash equivalents are carried in the statement of financial position at cost.

Bank overdrafts are shown separately on the face of the statement of financial position.

For the purposes of the cash flow statement, cash and cash equivalents comprise cash on hand, deposits held, other short-term highly liquid investments and bank overdrafts.

4.2 Other financial assets

Other financial assets are carried in the statement of financial position at cost.

4.3 Prepayments and advances

Amounts prepaid or advanced are recognised in the statement of financial position when the payments are made and are derecognised as and when the goods/ services are received or the funds are utilised.

Prepayments and advances outstanding at the end of the year are carried in the statement of financial position at cost.

4.4 Receivables

Receivables included in the statement of financial position arise from cash payments made that are recoverable from another party (including departmental employees) and are derecognised upon recovery or write-off.

Receivables outstanding at year-end are carried in the statement of financial position at cost plus any accrued interest. Amounts that are potentially irrecoverable are included in the disclosure notes.

4.5 Investments

Capitalised investments are shown at cost in the statement of financial position.

Investments are tested for an impairment loss whenever events or changes in circumstances indicate that the investment may be impaired. Any impairment loss is included in the disclosure notes.

4.6 Loans

Loans are recognised in the statement of financial position when the cash is paid to the beneficiary. Loans that are outstanding at year-end are carried in the statement of financial position at cost plus accrued interest.

Amounts that are potentially irrecoverable are included in the disclosure notes.

4.7 Inventory

Inventories that qualify for recognition are initially reflected

at cost. Where inventories are acquired at no cost, or for nominal consideration, their cost is the fair value at the date of acquisition.

All inventory items at year-end are reflected using the weighted average cost or FIFO cost formula.

4.8 Capital assets

4.8.1 Movable assets

Initial recognition

A capital asset is recorded in the asset register on receipt of the item at cost. Cost of an asset is defined as the total cost of acquisition. Where the cost cannot be determined accurately, the movable capital asset is stated at fair value.

All assets acquired prior to 1 April 2002 are included in the register at R1 each.

Subsequent recognition

Subsequent expenditure of a capital nature is recorded in the statement of financial performance as “expenditure for capital assets” and is capitalised in the asset register of the department on completion of the project.

Repairs and maintenance is expensed as current “goods and services” in the statement of financial performance.

4.8.2 Immovable assets

Initial recognition

A capital asset is recorded in the asset register on payment of the item at cost. Cost of an asset is defined as the total cost of acquisition. Where the cost cannot be determined

accurately, the immovable capital asset is stated at fair value.

Subsequent recognition

Work-in-progress of a capital nature is recorded in the statement of financial performance as “expenditure for capital assets”. On completion, the total cost of the project is included in the asset register of the department that is accountable for the asset.

Repairs and maintenance is expensed as current “goods and services” in the statement of financial performance.

4.8.3 Intangible assets

Initial recognition

An intangible asset is recorded in the asset register on receipt of the item at cost. Cost of an intangible asset is defined as the total cost of acquisition. Where the cost cannot be determined accurately, the intangible asset is stated at fair value.

Subsequent expenditure

Subsequent expenditure of a capital nature is recorded in the statement of financial performance as “expenditure for capital asset” and is capitalised in the asset register of the department.

Maintenance is expensed as current “goods and services” in the statement of financial performance.

5. Liabilities

5.1 Payables

Recognised payables mainly comprise of amounts owing to other governmental entities. These payables are carried at cost in the statement of financial position.

5.2 Contingent liabilities

Contingent liabilities are included in the disclosure notes to the financial statements when it is possible that economic benefits will flow from the department, or when an outflow of economic benefits or service potential is probable but cannot be measured reliably.

5.3 Contingent assets

Contingent assets are included in the disclosure notes to the financial statements when it is probable that an inflow of economic benefits will flow to the department.

5.4 Commitments

Commitments are not recognised in the statement of financial position as a liability or as expenditure in the statement of financial performance but are included in the disclosure notes.

5.5 Accruals

Accruals are not recognised in the statement of financial position as a liability or as expenditure in the statement of financial performance but are included in the disclosure notes.

5.6 Employee benefits

Short-term employee benefits that give rise to a present legal or constructive obligation are disclosed in the disclosure

notes to the financial statements. These amounts are not recognised in the statement of financial performance or the statement of financial position.

5.7 Lease commitments

Finance leases

Finance leases are not recognised as assets and liabilities in the statement of financial position. Finance lease payments are recognised as an expense in the statement of financial performance and are apportioned between the capital and interest portions. The resulting capital asset is recorded in the asset register on receipt of the item at cost. The finance lease liability is disclosed in the disclosure notes to the financial statements.

Operating leases

Operating lease payments are recognised as an expense in the statement of financial performance. The operating lease commitments are disclosed in the disclosure notes to the financial statement.

5.8 Impairment

The department tests for impairment where there is an indication that a receivable, loan or investment may be impaired. An assessment of whether there is an indication of possible impairment is done at each reporting date. An estimate is made for doubtful loans and receivables based on a review of all outstanding amounts at year-end. Impairments on investments are calculated as being the difference between the carrying amount and the present value of the expected future cash flows / service potential flowing from the instrument.

5.9 Provisions

Provisions are disclosed when there is a present legal or constructive obligation to forfeit economic benefits as a result of events in the past and it is probable that an outflow of resources embodying economic benefits will be required to settle the obligation and a reliable estimate of the obligation can be made.

6. Receivables for departmental revenue

Receivables for departmental revenue are disclosed in the disclosure notes to the annual financial statements.

7. Net assets

7.1 Capitalisation reserve

The capitalisation reserve comprises of financial assets and/or liabilities originating in a prior reporting period but which are recognised in the statement of financial position for the first time in the current reporting period. Amounts are recognised in the capitalisation reserves when identified in the current period and are transferred to the National/Provincial Revenue Fund when the underlying asset is disposed and the related funds are received.

7.2 Recoverable revenue

Amounts are recognised as recoverable revenue when a payment made in a previous financial year becomes recoverable from a debtor in the current financial year. Amounts are either transferred to the National/Provincial Revenue Fund when recovered or are transferred to the statement of financial performance when written off.

8. Related party transactions

Specific information with regard to related party transactions is included in the disclosure notes.

9. Key management personnel

Compensation paid to key management personnel, including their family members where relevant, is included in the disclosure notes.

10. Public-private partnerships (PPPs)

A description of the PPP arrangement, the contract fees and current and capital expenditure relating to the PPP arrangement is included in the disclosure notes.

Unitary payments are recognised in the statement of financial performance as capital and operational expenditure.

11. Translation of foreign currencies

Foreign currency transaction is recorded at the rate of exchange at the date of the transaction.

Cashbook balances in foreign currency are revaluated using exchange rate at the date of reporting. The revaluated balances are recorded in the statement of financial position.

Foreign gains or losses are recognised in the statement of financial performance.

NOTES TO THE ANNUAL FINANCIAL STATEMENT for the year ended 31 March 2013

1. Annual Appropriation

1.1 Annual Appropriation

Included are funds appropriated in terms of the Appropriation Act (and the Adjustments Appropriation Act) for National Departments (Voted funds) and Provincial Departments:

	2012/13		2011/12	
	Final Appropriation	Actual Funds Received	Funds not requested/ not received	Appropriation received
	R'000	R'000	R'000	R'000
ADMINISTRATION	1 183 125	1 183 125	-	1 239 376
INTERNATIONAL RELATIONS	2 854 355	2 854 355	-	2 600 023
PUBLIC DIPLOMACY AND PROTOCOL	295 634	295 634	-	494 402
INTERNATIONAL TRANSFERS	938 411	938 411	-	819 588
Total	5 271 525	5 271 525	-	5 153 389

1.2 Conditional grants

Note

	2012/13	2011/12
	R'000	R'000
Total grants received	47 -	-
Provincial grants included in Total Grants received	-	-

NOTES TO THE ANNUAL FINANCIAL STATEMENT for the year ended 31 March 2013

1.3 Unconditional grants

	<i>Note</i>	2012/13	2011/12
		R'000	R'000
Total grants received	48	-	-

2. Statutory Appropriation

		2012/13	2011/12
		R'000	R'000
President and Deputy President salaries		-	-
Member of executive committee/parliamentary officers		-	-
Judges and magistrates salaries		-	-
Sector education and training authorities (SETA)		-	-
National Skills Fund		-	-
Total		-	-

Actual Statutory Appropriation received

NOT APPLICABLE TO DIRCO

3. Departmental revenue

	<i>Note</i>	2012/13	2011/12
		R'000	R'000
Tax revenue		-	-
Sales of goods and services other than capital assets	3.1	864	1 589
Fines, penalties and forfeits	3.2	2 554	188
Interest, dividends and rent on land	3.3	582	1 436
Sales of capital assets	3.4	1 675	1 873
Transactions in financial assets and liabilities	3.5	41 019	77 842
Transfer received	3.6	-	-
Total revenue collected		46 694	82 928
Less: Own revenue included in appropriation	22	-	-
Departmental revenue collected		46 694	82 928

NOTES TO THE ANNUAL FINANCIAL STATEMENT for the year ended 31 March 2013

Note 3.2 relates to penalties charged to Private Party Partner per the PPP contract.

Other revenue collected under Note 3.5 relates to Value Added Tax (VAT) refunds received by missions abroad with respect to service and goods procured in previous financial years in accordance with diplomatic immunities and privileges.

3.1 Sales of goods and services other than capital assets

	Note	2012/13	2011/12
	3	R'000	R'000
Sales of goods and services produced by the department		682	586
Sales by market establishment		351	270
Administrative fees		-	-
Other sales		331	316
Sales of scrap, waste and other used current goods		182	1 003
Total		864	1 589

3.2 Fines, penalties and forfeits

	Note	2012/13	2011/12
	3	R'000	R'000
Fines		-	-
Penalties		2 554	188
Forfeits		-	-
Total		2 554	188

NOTES TO THE ANNUAL FINANCIAL STATEMENT for the year ended 31 March 2013

3.3 Interest, dividends and rent on land

	Note	2012/13	2011/12
		R'000	R'000
Interest	3	547	1 281
Dividends		-	-
Rent on land		35	155
Total		582	1 436

3.4 Sale of capital assets

	Note	2012/13	2011/12
		R'000	R'000
Tangible assets		1 675	1 873
Buildings and other fixed structures	45	-	-
Machinery and equipment	43	1 675	1 873
Specialised military assets	43	-	-
Land and subsoil assets	45	-	-
Biological assets	43	-	-
Software and other intangible assets			
Computer software	44	-	-
Mastheads and publishing titles	44	-	-
Patents, licences, copyright, brand names, trademarks	44	-	-
Recipes, formulae, prototypes, designs, models	44	-	-
Services and operating rights	44	-	-
Total		1 675	1 873



NOTES TO THE ANNUAL FINANCIAL STATEMENT for the year ended 31 March 2013

3.5 Transactions in financial assets and liabilities

	<i>Note</i>	2012/13	2011/12
	3	R'000	R'000
Loans and advances		-	-
Receivables		-	-
Forex gain		17 207	1 394
Stale cheques written back		76	47
Other Receipts including Recoverable Revenue		23 736	76 401
Total		41 019	77 842

3.6 Transfers received

	<i>Note</i>	2012/13	2011/12
	3	R'000	R'000
Other governmental units		-	-
Universities and technikons		-	-
Foreign governments		-	-
International organisations		-	-
Public corporations and private enterprises		-	-
Households and non-profit institutions		-	-
Total		-	-

Other revenue collected under Note 3.5 relates to value added tax (VAT) refunds received by missions abroad with respect to service and goods procured in previous financial years in accordance with diplomatic immunities and privileges.

NOTES TO THE ANNUAL FINANCIAL STATEMENT for the year ended 31 March 2013

4. Direct Exchequer Receipts

<i>Note</i>	2012/13	2011/12
	R'000	R'000
Fines, penalties and forfeits	-	-
Interest and dividends	-	-
Restructuring of State assets	-	-
Debt portfolio receipts	-	-
Other	-	-
Total	-	-

5. Direct Exchequer Payments

<i>Note</i>	2012/13	2011/12
	R'000	R'000
Debt portfolio	-	-
Debt takeovers	-	-
Other	-	-
Total	-	-

NOT APPLICABLE TO DIRCO



NOTES TO THE ANNUAL FINANCIAL STATEMENT for the year ended 31 March 2013

6. Aid assistance

6.1 Aid assistance received in cash from RDP

	<i>Note</i>	2012/13 R'000	2011/12 R'000
Local			
Opening Balance		-	-
Revenue		-	-
Expenditure		-	-
Current		-	-
Capital		-	-
Transfers		-	-
Prepayments		-	-
Surrendered to the RDP		-	-
Closing Balance		-	-
Foreign			
Opening Balance		-	-
Revenue		-	-
Expenditure		-	-
Current		-	-
Capital		-	-
Transfers		-	-
Prepayments		-	-
Surrendered to the RDP		-	-
Closing Balance		-	-

NOTES TO THE ANNUAL FINANCIAL STATEMENT for the year ended 31 March 2013

6.2 Aid assistance received in cash from other sources

	2012/13	2011/12
	R'000	R'000
Local		
Opening Balance	-	-
Revenue	-	-
Expenditure	-	-
Current	-	-
Capital	-	-
Transfers	-	-
Prepayments	-	-
Surrendered to the donor	-	-
Closing Balance	-	-
Foreign		
Opening Balance	-	-
Revenue	-	-
Expenditure	-	-
Current	-	-
Capital	-	-
Transfers	-	-
Prepayments	-	-
Surrendered to the donor	-	-
Closing Balance	-	-



NOTES TO THE ANNUAL FINANCIAL STATEMENT for the year ended 31 March 2013

6.3 Aid assistance received in cash from CARA Fund

	2012/13	2011/12
	R'000	R'000
Opening Balance	-	-
Revenue	-	-
Expenditure	-	-
Current	-	-
Capital	-	-
Transfers	-	-
Prepayments	-	-
Transferred to retained funds	-	-
Closing Balance	-	-

6.4 Total assistance

	2012/13	2011/12
	R'000	R'000
Opening Balance	-	-
Revenue	-	-
Expenditure	-	-
Current	-	-
Capital	-	-
Transfers	-	-
Prepayments	-	-
Surrendered / Transferred to retained funds	-	-
Closing Balance	-	-

NOTES TO THE ANNUAL FINANCIAL STATEMENT for the year ended 31 March 2013

6.5 Analysis of balance

	Note	2012/13 R'000	2011/12 R'000
Aid assistance receivable		-	-
RDP		-	-
Other sources		-	-
CARA Fund		-	-
Aid assistance prepayments		-	-
RDP		-	-
Other sources		-	-
CARA Fund		-	-
Aid assistance unutilised		-	-
RDP		-	-
Other sources		-	-
CARA Fund		-	-
Aid assistance repayable		-	-
RDP		-	-
Other sources		-	-
CARA funds transferred to Retained Funds		-	-
Closing balance		-	-

NOT APPLICABLE TO DIRCO



NOTES TO THE ANNUAL FINANCIAL STATEMENT for the year ended 31 March 2013

7. Compensation of employees

7.1 Salaries and wages

	<i>Note</i>	2012/13	2011/12
		R'000	R'000
Basic salary		1 173 931	1 075 887
Performance award		12 876	10 716
Service Based		4 571	2 471
Compensative/circumstantial		34 502	35 062
Periodic payments		90	175
Other non-pensionable allowances		706 440	607 429
Total		1 932 410	1 731 740

7.2 Social contributions

	<i>Note</i>	2012/13	2011/12
		R'000	R'000
Employer contributions			
Pension		149 844	137 215
Medical		70 861	65 121
UIF		-	-
Bargaining council		129	130
Official unions and associations		-	-
Insurance		-	-
Total		220 834	202 466
Total compensation of employees		2 153 244	1 934 206
Average number of employees		4 220	4 555

NOTES TO THE ANNUAL FINANCIAL STATEMENT for the year ended 31 March 2013

Other non-pensionable allowance includes benefits paid to officials stationed abroad as per Foreign Service dispensation

	2012/13 R'000	2011/12 R'000
Foreign Allowances	558 795	463 719
Service Bonus	50 579	46 546
Non-pensionable Allowance	70 711	72 183
Housing Allowance	18 034	16 396
Overtime	<u>8 321</u>	<u>8 585</u>
Total	<u>706 440</u>	<u>607 429</u>



NOTES TO THE ANNUAL FINANCIAL STATEMENT for the year ended 31 March 2013

8. Goods and services

	Note	2012/13	2011/12
		R'000	R'000
Administrative fees		7 713	10 047
Advertising		22 651	15 908
Assets less than R5 000	<u>8.1</u>	5 307	11 535
Bursaries (employees)		1 121	704
Catering		18 676	17 095
Communication		56 308	78 129
Computer services	<u>8.2</u>	89 181	123 845
Consultants, contractors and agency/outsourced services	<u>8.3</u>	236 093	230 556
Entertainment		12 784	11 269
Audit cost – external	<u>8.4</u>	17 584	14 627
Fleet services		-	-
Inventory	<u>8.5</u>	50 768	41 341
Housing		-	-
Operating leases		558 864	557 116
Property payments	<u>8.6</u>	230 322	195 875
Rental and hiring		5 247	6 699
Transport provided as part of the departmental activities		-	-
Travel and subsistence	<u>8.7</u>	346 858	363 772
Venues and facilities		31 098	110 599
Training and staff development		13 360	11 609
Other operating expenditure	<u>8.8</u>	159 046	148 077
Total		1 862 981	1 948 803

NOTES TO THE ANNUAL FINANCIAL STATEMENT for the year ended 31 March 2013

8.1 Assets less than R5,000

	Note	2012/13	2011/12
	<u>g</u>	R'000	R'000
Tangible assets		5 307	11 535
Buildings and other fixed structures		-	-
Biological assets		-	-
Heritage assets		-	-
Machinery and equipment		5 307	11 535
Transport assets		-	-
Specialised military assets		-	-
Intangible assets		-	-
Total		5 307	11 535

Included in the machinery and equipment is an amount of R53 thousand relating to library material purchased in 2012/13 and are recognised as minor assets.

8.2 Computer services

	Note	2012/13	2011/12
	<u>g</u>	R'000	R'000
SITA computer services		12 329	13 087
External computer service providers		76 852	110 758
Total		89 181	123 845

The reduction in the current year is as a result of the external computer service providers relating to the 2011/12 COP 17 conference equipment were subsequently used for BRICS.

NOTES TO THE ANNUAL FINANCIAL STATEMENT for the year ended 31 March 2013

8.3 Consultants, contractors and agency/outsourced services

	Note	2012/13	2011/12
	<u>g</u>	R'000	R'000
Business and advisory services		5 639	3 616
Infrastructure and planning		2 284	3 191
Laboratory services		-	-
Legal costs		2 464	5 062
Contractors		73 452	86 343
Agency and support/outsourced services		152 254	132 344
Total		236 093	230 556

Agency fees for 2011/12 have been reclassified to finance lease.

8.4 Audit cost – External

	Note	2012/13	2011/12
	<u>g</u>	R'000	R'000
Regularity audits		17 584	14 627
Performance audits		-	-
Investigations		-	-
Environmental audits		-	-
Computer audits		-	-
Total		17 584	14 627

NOTES TO THE ANNUAL FINANCIAL STATEMENT for the year ended 31 March 2013

8.5 Inventory

	Note	2012/13	2011/12
	<u>g</u>	R'000	R'000
Medsas inventory interface		-	-
Learning and teaching support material		-	-
Food and food supplies		3 646	937
Fuel, oil and gas		16 619	12 851
Other consumable materials		9 295	6 080
Materials and supplies		1 713	1 056
Stationery and printing		19 407	20 249
Medical supplies		88	168
Medicine		-	-
Military stores		-	-
Total		50 768	41 341

Learning and teaching support material is included in the professional and consultant fees.

8.6 Property payments

	Note	2012/13	2011/12
	<u>g</u>	R'000	R'000
Municipal services		119 478	106 646
Property management fees		101 051	80 871
Property maintenance and repairs		9 793	8 358
Other		-	-
Total		230 322	195 875

NOTES TO THE ANNUAL FINANCIAL STATEMENT for the year ended 31 March 2013

8.7 Travel and subsistence

	<i>Note</i>	2012/13	2011/12
	<u>8</u>	R'000	R'000
Local		78 023	124 174
Foreign		268 835	239 598
Total		346 858	363 772

The reduction in the 2012/13 is a result of the 2011/12 expenditure for Travel and Subsistence Local included COP 17 conferences as well as cost saving measures implemented.

8.8 Other operating expenditure

	<i>Note</i>	2012/13	2011/12
	<u>8</u>	R'000	R'000
Learnerships		-	-
Professional bodies, membership and subscription fees		1 020	755
Resettlement costs		8 101	7 607
Gifts		-	-
Other		149 925	139 715
Total		159 046	148 077

Expenditure in other is for school fees and storage of goods and assets. The expenditure for "Other" relates to expenditure of transferred officials as per Foreign Service Dispensation:

	R'000
-School Fees	64 506
-Storage of goods	13 099
-Freight services	44 077
-Non Life Insurance	24 322
-Other small operating expenditure	<u>3 921</u>
Total	<u>149 925</u>

NOTES TO THE ANNUAL FINANCIAL STATEMENT for the year ended 31 March 2013

9. Interest and rent on land

	<i>Note</i>	2012/13	2011/12
		R'000	R'000
Interest paid		-	-
Rent on land		-	-
Total		-	-

The interest paid on finance lease relating to motor vehicles amounting to R83 000 disclosed in 2011/12 has been reclassified to finance lease.

10. Payments for financial assets

	<i>Note</i>	2012/13	2011/12
		R'000	R'000
Material losses through criminal conduct		-	272
Theft	10.4	-	136
Other material losses	10.1	-	136
Purchase of equity		-	-
Extension of loans for policy purposes		-	-
Other material losses written off	10.2	-	-
Debts written off	10.3	-	253
Forex losses	10.5	-	42 677
Total		-	43 202

NOTES TO THE ANNUAL FINANCIAL STATEMENT for the year ended 31 March 2013

10.1 Other material losses

	Note	2012/13	2011/12
		R'000	R'000
Nature of other material losses			
Incident	Disciplinary Steps taken/ Criminal proceedings		
Vehicle incident		-	136
Total		-	136

10.2 Other material losses written off

	Note	2012/13	2011/12
		R'000	R'000
Nature of losses			
Theft case		-	-
Total		-	-

10.3 Debts written off

	Note	2012/13	2011/12
		R'000	R'000
Nature of debts written off			
Irregular expenditure written off		-	-
Total		-	-
Recoverable revenue written off		-	-
Total		-	-
Other debt written off			
Bad debts written off		-	253

NOTES TO THE ANNUAL FINANCIAL STATEMENT for the year ended 31 March 2013

Total	-	253
Total debt written off	-	253

10.4 Details of theft

	<i>Note</i>	2012/13	2011/12
	<i>10</i>	R'000	R'000
Nature of theft			
Theft case		-	136
Total		-	136

10.5 Forex losses

	<i>Note</i>	2012/13	2011/12
	<i>10</i>	R'000	R'000
Nature of losses			
Forex loss		-	42 677
Total		-	42 677

11. Transfers and subsidies

		2012/13	2011/12
		R'000	R'000
	<i>Note</i>		
Provinces and municipalities	<i>47, 48, Annex 1A, Annex 1B</i>	-	-
Departmental agencies and accounts	<i>Annex 1C</i>	517 982	450 370
Universities and technikons	<i>Annex 1D</i>	-	-
Foreign governments and international organisations	<i>Annex 1F</i>	420 429	369 218

NOTES TO THE ANNUAL FINANCIAL STATEMENT for the year ended 31 March 2013

Public corporations and private enterprises	<i>Annex 1E</i>	-	-
Non-profit institutions	<i>Annex 1G</i>	-	-
Households	<i>Annex 1H</i>	6 395	8 272
Gifts, donations and sponsorships made	<i>Annex 1K</i>	-	-
Total		944 806	827 860

Unspent funds transferred to the above beneficiaries	-	-
------------------------------------------------------	---	---

12. Expenditure for capital assets

	<i>Note</i>	2012/13	2011/12
		R'000	R'000
Tangible assets		223 464	267 636
Buildings and other fixed structures	45	131 764	233 436
Heritage assets	43, 45	-	-
Machinery and equipment	43	21 538	34 200
Specialised military assets	43	-	-
Land and subsoil assets	45	70 162	-
Biological assets	43	-	-
Software and other intangible assets		581	119
Computer software	44	581	119
Mastheads and publishing titles	44	-	-
Patents, licences, copyright, brand names, trademarks	44	-	-
Recipes, formulae, prototypes, designs, models	44	-	-
Services and operating rights	44	-	-
Total		224 045	267 755

NOTES TO THE ANNUAL FINANCIAL STATEMENT for the year ended 31 March 2013

The following amounts have been included as project costs in
Expenditure for capital assets

Compensation of employees	-	-
Goods and services	-	-
Total	-	-

12.1 Analysis of funds utilised to acquire capital assets – 2012/13

	Voted funds	Aid assistance	Total
	R'000	R'000	R'000
Tangible assets	223 464	-	223 464
Buildings and other fixed structures	131 764	-	131 764
Heritage assets	-	-	-
Machinery and equipment	21 538	-	21 538
Specialised military assets	-	-	-
Land and subsoil assets	70 162	-	70 162
Biological assets	-	-	-
Software and other intangible assets	581	-	581
Computer software	581	-	581
Mastheads and publishing titles	-	-	-
Patents, licences, copyright, brand names, trademarks	-	-	-
Recipes, formulae, prototypes, designs, models	-	-	-
Services and operating rights	-	-	-
Total	224 045	-	224 045

NOTES TO THE ANNUAL FINANCIAL STATEMENT for the year ended 31 March 2013

12.2 Analysis of funds utilised to acquire capital assets – 2011/12

	Voted funds	Aid assistance	Total
	R'000	R'000	R'000
Tangible assets	267 636	-	267 636
Buildings and other fixed structures	233 436	-	233 436
Heritage assets	-	-	-
Machinery and equipment	34 200	-	34 200
Specialised military assets	-	-	-
Land and subsoil assets	-	-	-
Biological assets	-	-	-
Software and other intangible assets	119	-	119
Computer software	119	-	119
Mastheads and publishing titles	-	-	-
Patents, licences, copyright, brand names, trademarks	-	-	-
Recipes, formulae, prototypes, designs, models	-	-	-
Services and operating rights	-	-	-
Total	267 755	-	267 755

NOTES TO THE ANNUAL FINANCIAL STATEMENT for the year ended 31 March 2013

13. Unauthorised expenditure

13.1 Reconciliation of unauthorised expenditure

	<i>Note</i>	2012/13	2011/12
		R'000	R'000
Opening balance		98 918	98 918
Unauthorised expenditure – discovered in current year	<u>21</u>	-	-
Less: Amounts approved by Parliament/Legislature with funding		-	-
Less: Amounts approved by Parliament/Legislature without funding and written off in the Statement of Financial Performance		-	-
Current		-	-
Capital		-	-
Transfers and subsidies		-	-
Less: Amounts transferred to receivables for recovery		-	-
		-----	-----
Unauthorised expenditure awaiting authorisation/ written off		98 918	98 918

13.2 Analysis of unauthorised expenditure awaiting authorisation per economic classification

	2012/13	2011/12
	R'000	R'000
Current	98 918	98 918
Capital	-	-
Transfers and subsidies	-	-
Total	98 918	98 918

NOTES TO THE ANNUAL FINANCIAL STATEMENT for the year ended 31 March 2013

13.3 Analysis of unauthorised expenditure awaiting authorisation per type

	2012/13	2011/12
	R'000	R'000
Unauthorised expenditure relating to overspending of the vote or a main division within the vote	98 918	98 918
Unauthorised expenditure incurred not in accordance with the purpose of the vote or main division	-	-
Total	98 918	98 918

13.4 Details of unauthorised expenditure – current year

Incident	Disciplinary steps taken/criminal proceedings	2012/13 R'000
		-
Total		-

14. Fruitless and wasteful expenditure

14.1 Reconciliation of fruitless and wasteful expenditure

	Note	2012/13	2011/12
		R'000	R'000
Opening balance		-	-
Less: Amounts condoned		-	-
Current		-	-
Capital		-	-
Transfers and subsidies		-	-
Less: Amounts transferred to receivables for recovery		-	-
Fruitless and wasteful expenditure awaiting resolution		-	-

NOTES TO THE ANNUAL FINANCIAL STATEMENT for the year ended 31 March 2013

14.2 Analysis of awaiting resolution per economic classification

Current	-	-
Capital	-	-
Transfers and subsidies	-	-
Total	-	-

15. Cash and cash equivalents

	<i>Note</i>	2012/13	2011/12
		R'000	R'000
Consolidated Paymaster General Account		131 893	211 063
Cash receipts		-	-
Disbursements		-	-
Cash on hand		4 915	6 394
Investments (Domestic)		30 003	14 552
Investments (International)		230 795	150 561
Total		397 606	382 570

Investments represent cash with commercial banks.

	R'000
Calculated bank balance	287 892
Plus: Outstanding deposits	4 784
Less: Outstanding cheques	(60 551)
Less: Other allocations	(1 331)
Investment International	<u>230 794</u>

NOTES TO THE ANNUAL FINANCIAL STATEMENT for the year ended 31 March 2013

16. Other financial assets

	<i>Note</i>	2012/13	2011/12
		R'000	R'000
Current			
Local			
None		-	-
Total		<u>-</u>	<u>-</u>
Foreign			
Rental deposit		14 168	16 448
Total		<u>14 168</u>	<u>16 448</u>
Total Current other financial assets		<u>14 168</u>	<u>16 448</u>
Non-current			
Local			
None		-	-
Total		<u>-</u>	<u>-</u>
Foreign			
Rental deposit		50 141	42 954
Total		<u>50 141</u>	<u>42 954</u>
Total Non-current other financial assets		<u>50 141</u>	<u>42 954</u>

NOTES TO THE ANNUAL FINANCIAL STATEMENT for the year ended 31 March 2013

17. Prepayments and Advances

	<i>Note</i>	2012/13	2011/12
		R'000	R'000
Staff advances		736	736
Travel and subsistence		2 787	3 378
Prepayments		3 455	-
Advances paid	17.1	-	-
SOCPEN advances		-	-
Total		6 978	4 114

17.1 Advances paid

	<i>Note</i>	2012/13	2011/12
		R'000	R'000
National departments	<i>Annex 8A</i>	-	-
Provincial departments	<i>Annex 8A</i>	-	-
Public entities	<i>Annex 8A</i>	-	-
Other institutions	<i>Annex 8A</i>	-	-
Total		-	-

Prepayments include amounts relating to vehicles bought and not delivered at reporting date. Security deposits on rentals receivable on termination of leases are also included.

18. Receivables

				2012/13	2011/12
		R'000	R'000	R'000	R'000
		Less than one year	One to three years	Older than three years	Total
	<i>Note</i>			Total	Total
Claims recoverable	<u>18.1</u> <u>Annex 4</u>	229 410	6 706	149 648	385 764
					260 226

NOTES TO THE ANNUAL FINANCIAL STATEMENT for the year ended 31 March 2013

Trade receivables	<u>18.2</u>	-	-	-	-	-
Recoverable expenditure	<u>18.3</u>	-	-	-	-	-
Staff debt	<u>18.4</u>	32 724	1 787	4 177	38 688	35 904
Other debtors	<u>18.5</u>	1 074	1 251	3 995	6 320	5 246
Total		263 208	9 744	157 820	430 772	301 376

18.1 Claims recoverable

	Note	2012/13	2011/12
	18	R'000	R'000
National departments		339 471	214 693
Provincial departments		6 124	5 126
Foreign governments		-	-
Public entities		39 712	40 086
Private enterprises		-	-
Universities and technikons		457	321
Households and non-profit institutions		-	-
Local governments		-	-
Total		385 764	260 226

18.2 Trade receivables

	Note	2012/13	2011/12
	18	R'000	R'000
None		-	-
Total		-	-

NOTES TO THE ANNUAL FINANCIAL STATEMENT for the year ended 31 March 2013

18.3 Recoverable expenditure (disallowance accounts)

	<i>Note</i>	2012/13	2011/12
	<i>18</i>	R'000	R'000
None		-	-
Total		-	-

18.4 Staff debt

	<i>Note</i>	2012/13	2011/12
	<i>18</i>	R'000	R'000
Departmental Debt Account		37 908	34 185
Foreign staff debt		670	1 559
Persal account		110	160
Total		38 688	35 904

18.5 Other debtors

	<i>Note</i>	2012/13	2011/12
	<i>18</i>	R'000	R'000
Rental Accra		475	-
Damages and losses		5 246	5 246
S&T Receivable		599	-
Total		6 320	5 246

NOTES TO THE ANNUAL FINANCIAL STATEMENT for the year ended 31 March 2013

19. Investments

	<i>Note</i>	2012/13	2011/12
		R'000	R'000
Non-Current			
Shares and other equity			
None		-	-
Total		-	-
Securities other than shares			
	<i>Annex 2A</i>		
None		-	-
Total		-	-
Total non-current		-	-
Analysis of non-current investments			
Opening balance		-	-
Additions in cash		-	-
Disposals for cash		-	-
Non-cash movements		-	-
Closing balance		-	-

NOTES TO THE ANNUAL FINANCIAL STATEMENT for the year ended 31 March 2013

20. Loans

	<i>Note</i>	2012/13	2011/12
		R'000	R'000
Public corporations		-	-
Universities and technikons		-	-
Foreign governments		-	-
Private enterprises		-	-
Non-profit institutions		-	-
Staff loans		-	-
Total		<u>-</u>	<u>-</u>

	<i>Note</i>	2012/13	2011/12
		R'000	R'000
Analysis of Balance			
Opening balance		-	-
New Issues		-	-
Repayments		-	-
Write-offs		-	-
Closing balance		<u>-</u>	<u>-</u>

NOTES TO THE ANNUAL FINANCIAL STATEMENT for the year ended 31 March 2013

21. Voted funds to be surrendered to the Revenue Fund

	<i>Note</i>	2012/13	2011/12
		R'000	R'000
Opening balance		131 563	298 635
Transfer from statement of financial performance		86 449	131 563
Add: Unauthorised expenditure for current year	<u>13</u>	-	-
Voted funds not requested/not received	<u>1.1</u>	-	-
Transferred to retained revenue to defray excess expenditure (PARLIAMENT/LEGISLATURES ONLY)	<u>21.1</u>	-	-
Paid during the year		(131 563)	(298 635)
Closing balance		86 449	131 563

21.1 Voted funds / (Excess expenditure) transferred to the retained funds (Parliament / Legislatures ONLY)

	<i>Note</i>	2012/13	2011/12
		R'000	R'000
Opening balance	21	-	-
Transfer from statement of financial performance		-	-
Transfer from Departmental Revenue to defray excess expenditure	22	-	-
Closing balance		-	-

NOTES TO THE ANNUAL FINANCIAL STATEMENT for the year ended 31 March 2013

22. Departmental revenue and NRF Receipts to be surrendered to the Revenue Fund

	<i>Note</i>	2012/13	2011/12
		R'000	R'000
Opening balance		66 344	20 591
Transfer from Statement of Financial Performance		46 694	82 928
Own revenue included in appropriation		-	-
Transfer from aid assistance	5	-	-
Transfer to voted funds to defray expenditure (Parliament/ Legislatures ONLY)	<u>21.1</u>	-	-
Paid during the year		(84 117)	(37 175)
Closing balance		28 921	66 344

23. Direct Exchequer receipts to be surrendered to the Revenue Fund

	<i>Note</i>	2012/13	2011/12
		R'000	R'000
Opening balance		-	-
Transfer from Statement of Financial Performance		-	-
Paid during the year		-	-
Closing balance		-	-

24. Bank Overdraft

	<i>Note</i>	2012/13	2011/12
		R'000	R'000
Consolidated Paymaster General Account		-	-
Fund requisition account		-	-
Overdraft with commercial banks (Local)		-	-
Overdraft with commercial banks (Foreign)		-	-
Total		-	-

NOTES TO THE ANNUAL FINANCIAL STATEMENT for the year ended 31 March 2013

25. Payables – current

	<i>Note</i>	2012/13	2011/12
		R'000	R'000
Amounts owing to other entities		527 995	289 692
Advances received	<u>25.1</u>	151 965	141 315
Clearing accounts	<u>25.2</u>	368	216
Other payables	<u>25.3</u>	319	-
Total		680 647	431 223

25.1 Advances received

	<i>Note</i>	2012/13	2011/12
		R'000	R'000
National department	<i>Annex 8B</i>	94 154	98 892
Provincial departments	<i>Annex 8B</i>	7 256	5 431
Public entities	<i>Annex 8B</i>	50 510	36 694
Other institutions	<i>Annex 8B</i>	45	298
Total		151 965	141 315

25.2 Clearing accounts

	<i>Note</i>	2012/13	2011/12
		R'000	R'000
Persal Accounts	25	368	216
Total		368	216

Clearing accounts are as a result of third party payments:

	2012/13
	R'000
SAL: Finance Other Institutions	2
SAL: Income Tax	350
SAL: Pension Fund	16
Total	368

NOTES TO THE ANNUAL FINANCIAL STATEMENT for the year ended 31 March 2013

25.3 Other payables

	<i>Note</i>	2012/13	2011/12
	25	R'000	R'000
Foreign Affairs Detainee Funds		11	-
SAL: ACB Recalls*		272	-
SAL: Tax debt*		2	-
SANDF Assets**		34	-
Total		319	-

* Accounts with a prefix "SAL" are salary-related

** SANDF means South African National Defence Force

26. Payables – non-current

		R'000	R'000	R'000	2012/13	2011/12
		One to two years	Two to three years	More than three years	R'000	R'000
	<i>Note</i>				Total	Total
Amounts owing to other entities		-	144 903	-	144 903	155 972
Advances received	26.1	-	-	-	-	-
Other payables	26.2	-	16 748	39 237	55 985	59 402
Total		-	161 651	39 237	200 888	215 374

26.1 Advances received

	<i>Note</i>	2012/13	2011/12
	26	R'000	R'000
National departments	<i>Annex 8B</i>	-	-
Provincial departments	<i>Annex 8B</i>	-	-
Public entities	<i>Annex 8B</i>	-	-
Other institutions	<i>Annex 8B</i>	-	-
Total		-	-

NOTES TO THE ANNUAL FINANCIAL STATEMENT for the year ended 31 March 2013

26.2 Other payables

	<i>Note</i>	2012/13	2011/12
	26	R'000	R'000
Rental deposit		55 985	59 402
Total		55 985	59 402

27. Net cash flow available from operating activities

	<i>Note</i>	2012/13	2011/12
		R'000	R'000
Net surplus/(deficit) as per Statement of Financial Performance		133 143	214 491
Add back non cash/cash movements not deemed operating activities		123 854	29 177
(Increase)/decrease in receivables – current		(129 396)	149 797
(Increase)/decrease in prepayments and advances		(2 864)	4 334
(Increase)/decrease in other current assets		-	-
Increase/(decrease) in payables – current		249 424	(149 089)
Proceeds from sale of capital assets		(1 675)	(1 873)
Proceeds from sale of investments		-	-
(Increase)/decrease in other financial assets		-	-
Expenditure on capital assets		224 045	361 818
Surrenders to Revenue Fund		(215 680)	(335 810)
Surrenders to RDP Fund/Donor		-	-
Voted funds not requested/not received		-	-
Own revenue included in appropriation		-	-
Other non-cash items		-	-
Net cash flow generated by operating activities		256 997	243 668

NOTES TO THE ANNUAL FINANCIAL STATEMENT for the year ended 31 March 2013

28. Reconciliation of cash and cash equivalents for cash flow purposes

<i>Note</i>	2012/13	2011/12
	R'000	R'000
Consolidated Paymaster General account	131 893	211 063
Fund requisition account	-	-
Cash receipts	-	-
Disbursements	-	-
Cash on hand	4 915	6 394
Cash with commercial banks (Local)	30 003	14 552
Cash with commercial banks (Foreign)	230 795	150 561
Total	397 606	382 570



DISCLOSURE NOTES FOR ANNUAL FINANCIAL STATEMENTS for the year ended 31 March 2013

29. Contingent liabilities and contingent assets

29.1 Contingent liabilities

		<i>Note</i>	2012/13	2011/12
			R'000	R'000
Liable to	Nature			
Motor vehicle guarantees	Employees	<i>Annex 3A</i>	-	-
Housing loan guarantees	Employees	<i>Annex 3A</i>	591	973
Other guarantees		<i>Annex 3A</i>	-	-
Claims against the department		<i>Annex 3B</i>	15 590	9 112
Other departments (interdepartmental unconfirmed balances)		<i>Annex 5</i>	-	37
Environmental rehabilitation liability		<i>Annex 3B</i>	-	-
Other		<i>Annex 3B</i>	-	-
Total			16 181	10 122

29.2 Contingent assets

	<i>Note</i>	2012/13	2011/12
		R'000	R'000
Nature of contingent asset		-	-
Damages and loss of COP17 ICT equipment		-	725
Total		-	725

The assets were lost while being transported from Durban to Pretoria following a vehicle accident.

DISCLOSURE NOTES FOR ANNUAL FINANCIAL STATEMENTS for the year ended 31 March 2013

30. Commitments

	<i>Note</i>	2012/13	2011/12
		R'000	R'000
Current expenditure			
Approved and contracted		219 810	159 077
Approved but not yet contracted		-	-
		219 810	159 077
Capital expenditure			
Approved and contracted		113 988	-
Approved but not yet contracted		-	-
		113 988	-
Total Commitments		333 798	159 077

Commitments relate to contractual obligations with respect to procurement of goods and services and capital refurbishments which the department had both abroad and at head office.

31. Accruals

	2012/13			2011/12
	R'000			R'000
Listed by economic classification	30 Days	30+ Days	Total	Total
Goods and services	17 148	2 268	19 416	5 515
Interest and rent on land	-	-	-	-
Transfers and subsidies	-	4	4	-
Capital assets	14 796	-	14 796	-
Other	897	487	1 384	-
Total	32 841	2 759	35 600	5 515

DISCLOSURE NOTES FOR ANNUAL FINANCIAL STATEMENTS for the year ended 31 March 2013

	<i>Note</i>	2012/13	2011/12
		R'000	R'000
Listed by programme level			
Administration		20 845	1 936
International Relations and Cooperation		6 084	258
Public diplomacy		8 671	3 321
Total		35 600	5 515

	<i>Note</i>	2012/13	2011/12
		R'000	R'000
Confirmed balances with other departments	<i>Annex 5</i>	546 126	379 025
Confirmed balances with other government entities	<i>Annex 5</i>	126 772	66 639
Total		672 898	445 664

32. Employee benefits

	<i>Note</i>	2012/13	2011/12
		R'000	R'000
Leave entitlement		69 472	43 614
Service bonus (Thirteenth cheque)		27 317	25 235
Performance awards		-	5 318
Capped leave commitments		68 620	66 755
Other		-	-
Total		165 409	140 922

DISCLOSURE NOTES FOR ANNUAL FINANCIAL STATEMENTS for the year ended 31 March 2013

33. Lease commitments

33.1 Operating leases expenditure

2012/13	Specialised military equipment	Land	Buildings and other fixed structures	Machinery and equipment	Total
Not later than 1 year	-	805	489 390	5 849	496 044
Later than 1 year and not later than 5 years	-	3 592	528 876	7 356	539 824
Later than five years	-	49 345	92 753	22	142 120
Total lease commitments	-	53 742	1 111 019	13 227	1 177 988

2011/12	Specialised military equipment	Land	Buildings and other fixed structures	Machinery and equipment	Total
Not later than 1 year	-	2 817	438 796	3 848	445 461
Later than 1 year and not later than 5 years	-	11 632	503 552	5 759	520 943
Later than five years	-	140 097	95 178	144	235 419
Total lease commitments	-	154 546	1 037 526	9 751	1 201 823

Operating leases are derived from contractual obligation which is committed for a certain period. It does not represent departmental budget requirements over the MTEF period.

	<i>Note</i>	2012/13	2011/12
		R'000	R'000
Rental earned on sub-leased assets	3	-	-
Total		-	-

DISCLOSURE NOTES FOR ANNUAL FINANCIAL STATEMENTS for the year ended 31 March 2013

33.2 Finance leases expenditure**

	Specialised military equipment	Land	Buildings and other fixed structures	Machinery and equipment	Total
2012/13					
Not later than 1 year	-	-	-	369	369
Later than 1 year and not later than 5 years	-	-	-	-	-
Later than five years	-	-	-	-	-
Total lease commitments	-	-	-	369	369
	Specialised military equipment	Land	Buildings and other fixed structures	Machinery and equipment	Total
2011/12					
Not later than 1 year	-	-	-	201	201
Later than 1 year and not later than 5 years	-	-	-	407	407
Later than five years	-	-	-	-	-
Total lease commitments	-	-	-	608	608
LESS: finance costs	-	-	-	-	-
Total present value of lease liabilities	-	-	-	608	608

**This note excludes leases relating to public private partnership as they are separately disclosed in note no.39.

	Note	2012/13 R'000	2011/12 R'000
Rental earned on lease sub-leased assets	3	-	-
Total		-	-

33.3 Operating lease revenue**

DISCLOSURE NOTES FOR ANNUAL FINANCIAL STATEMENTS for the year ended 31 March 2013

	Specialised military equipment	Land	Buildings and other fixed structures	Machinery and equipment	Total
2012/13					
Not later than 1 year	-	-	-	-	-
Later than 1 year and not later than 5 years	-	-	-	-	-
Later than five years	-	-	-	-	-
Total operating lease revenue receivable	-	-	-	-	-
	Specialised military equipment	Land	Buildings and other fixed structures	Machinery and equipment	Total
2011/12					
Not later than 1 year	-	-	-	-	-
Later than 1 year and not later than 5 years	-	-	-	-	-
Later than five years	-	-	-	-	-
Total operating lease revenue receivable	-	-	-	-	-

34. Receivables for departmental revenue

	Note	2012/13 R'000	2011/12 R'000
Tax revenue			
Sales of goods and services other than capital assets		-	-
Fines, penalties and forfeits		-	-
Interest, dividends and rent on land		-	-
Sales of capital assets		-	-
Transactions in financial assets and liabilities		-	-

DISCLOSURE NOTES FOR ANNUAL FINANCIAL STATEMENTS for the year ended 31 March 2013

Transfers received (incl. conditional grants to be repaid by provincial departments)	-	-
Other	-	-
Total	-	-

34.1 Analysis of receivables for departmental revenue

	<i>Note</i>	2012/13	2011/12
		R'000	R'000
Opening balance		-	-
Less: amounts received		-	-
Add: amounts recognised		-	-
Less: amounts written-off/reversed as irrecoverable	10.7	-	-
Closing balance		-	-

34.2 Receivables for department revenue written off

	<i>Note</i>	2012/13	2011/12
		R'000	R'000
Nature of losses		-	-
Total		-	-

35. Irregular expenditure

35.1 Reconciliation of irregular expenditure

	<i>Note</i>	2012/13	2011/12
		R'000	R'000
Opening balance		1 596	526
Add: Irregular expenditure – relating to prior year		-	-
Add: Irregular expenditure – relating to current year		10 876	1 070

DISCLOSURE NOTES FOR ANNUAL FINANCIAL STATEMENTS for the year ended 31 March 2013

Less: Amounts condoned	(4 942)	-
Less: Amounts recoverable (not condoned)	-	-
Less: Amounts not recoverable (not condoned)	-	-
Irregular expenditure awaiting condonation	7 530	1 596

Analysis of awaiting condonation per age classification

Current year	7 530	-
Prior years	-	526
Total	7 530	526

35.2 Details of irregular expenditure – current year

Incident	Disciplinary steps taken/criminal proceedings	2012/13 R'000
	Service rendered without the consideration of the department procurement structures	10 876
Total		10 876

35.3 Details of irregular expenditure condoned

Incident	Condoned by (condoning authority)	2012/13 R'000
	Service rendered without the consideration of the department procurement structures	4 942
Total		4 942

35.4 Details of irregular expenditure recoverable (not condoned)

Incident	2012/13 R'000
Total	-

DISCLOSURE NOTES FOR ANNUAL FINANCIAL STATEMENTS for the year ended 31 March 2013

35.5 Details of irregular expenditure not recoverable (not condoned)

Incident	2012/13 R'000
Total	-

35.6 Details of irregular expenditures under investigation

Incident	Not condoned by (condoning authority)	2012/13 R'000
Total		-

36. Fruitless and wasteful expenditure

36.1 Reconciliation of fruitless and wasteful expenditure

	Note	2012/13 R'000	2011/12 R'000
Opening balance		12	-
Fruitless and wasteful expenditure – relating to prior year		-	-
Fruitless and wasteful expenditure – relating to current year		1 063	12
Less: Amounts condoned		(253)	-
Less: Amounts transferred to receivables for recovery		-	-
Fruitless and wasteful expenditure awaiting condonement		822	12

36.2 Analysis of awaiting condonation per economic classification

	2012/13 R'000	2011/12 R'000
Current	599	12
Capital	223	-
Transfers and subsidies		
Total	822	12

DISCLOSURE NOTES FOR ANNUAL FINANCIAL STATEMENTS for the year ended 31 March 2013

36.3 Analysis of Current year's fruitless and wasteful expenditure

Incident	Disciplinary steps taken/criminal proceedings	2012/13 R'000
(a) Accommodation cancelled at short notice	Resolved – disciplinary steps were not necessary	176
(b) Ground transport cancelled due to the cancelation of the visit	Resolved – disciplinary steps were not necessary	<u>33</u>
(c) Settlement of finance lease	Contractual obligation	223
(d) Expenditure incurred in contravention with the departmental policy	The amount has been raised as a debt and will be received from the official concerned	<u>32</u>
(e) Duplicate payments	The amount has been raised as debt and will be recovered from the service- providers	599
Total		1 063

37. Related party transactions

Revenue received	Note	2012/13 R'000	2011/12 R'000
Tax revenue/ User charges			
Sales of goods and services other than capital assets		-	-
Fines, penalties and forfeits		-	-
Interest, dividends and rent on land		-	-
Sales of capital assets		-	-
Transactions in financial assets and liabilities		-	-
Transfers		-	-
Total		-	-

DISCLOSURE NOTES FOR ANNUAL FINANCIAL STATEMENTS for the year ended 31 March 2013

Payments made	<i>Note</i>	2012/13	2011/12
		R'000	R'000
Goods and services		-	-
Interest and rent on land		-	-
Purchases of capital assets		-	-
Transactions in financial assets and liabilities		-	-
Transfers		-	-
Total		-	-

	<i>Note</i>	2012/13	2011/12
		R'000	R'000
Year end balances arising from revenue/payments			
Receivables from related parties		-	4 530
Payables to related parties		(125 442)	(71 169)
Total		(125 442)	(66 639)

	<i>Note</i>	2012/13	2011/12
		R'000	R'000
Loans to /from related parties			
Non-interest bearing loans to/(from)		-	-
Interest bearing loans to/(from)		-	-
Total		-	-

DISCLOSURE NOTES FOR ANNUAL FINANCIAL STATEMENTS for the year ended 31 March 2013

	<i>Note</i>	2012/13	2011/12
		R'000	R'000
Guarantees issued/received			
Guarantees issued/received		-	-
		-	-
Total		-	-
		-	-
In kind goods and services provided/received			
		-	-
		-	-
Total		-	-

38. Key management personnel

	No. of Individuals	2012/13	2011/12
		R'000	R'000
Political office bearers (provide detail below)	3	5 310	5 033
Officials:			
Level 15 to 16	18	20 723	21 821
Level 14 (incl. CFO if at a lower level)	87	75 160	81 391
Family members of key management personnel		-	-
Total		101 193	108 245

Key management personnel (Parliament/Legislatures)



DISCLOSURE NOTES FOR ANNUAL FINANCIAL STATEMENTS for the year ended 31 March 2013

	<i>No. of Individuals</i>	2012/13 R'000	2011/12 R'000
Speaker to Parliament / the Legislature		-	-
Secretary to Parliament / the Legislature		-	-
Deputy Secretary		-	-
Chief Financial Officer		-	-
Legal Advisor		-	-
Total		<u>-</u>	<u>-</u>

Key Management personnel	2012/13	2011/12
Political office bearers	3	3
Level 15 & 16	18	19
Level 14	<u>87</u>	<u>91</u>
Total	<u>108</u>	<u>113</u>

39. Public Private Partnership

	<i>Note</i>	2012/13 R'000	2011/12 R'000
Contract fee received		2 554	187
Penalty charges		2 554	187
Contract fee paid		191 824	184 645
Fixed component		28 841	28 841
Indexed component		162 983	155 804

DISCLOSURE NOTES FOR ANNUAL FINANCIAL STATEMENTS for the year ended 31 March 2013

Analysis of indexed component	162 983	155 804
Compensation of employees	-	-
Goods and services (excluding lease payments)	136 774	140 074
Operating leases	-	-
Interest	26 209	15 730
Capital/ (Liabilities)	1 457 470	1 457 470
Tangible rights	-	-
Intangible rights	-	-
Property	1 400 000	1 400 000
Plant and equipment	57 470	57 470
Loans	-	-
Other	-	-
Prepayments and advances	-	-
Other obligations	-	-

The disclosure note 45 has been adjusted in line with note 39 of PPP. The PPP assets have been removed from disclosure note 45 and they are disclosed on note 39 above.

The disclosure note 39 for year 2011/12 has been reclassified and the adjustment is shown below:

	R'000	R'000	R'000
	2011/12 (recalculated)	2011/12	Difference
Fixed component	28 841	61 225	(32 384)
Indexed component	<u>155 804</u>	<u>106 069</u>	<u>49 735</u>
TOTAL	<u>184 645</u>	<u>167 294</u>	<u>17 351</u>

DISCLOSURE NOTES FOR ANNUAL FINANCIAL STATEMENTS for the year ended 31 March 2013

40. Impairment

	<i>Note</i>	2012/13	2011/12
		R'000	R'000
Impairment		-	-
Investments		-	-
Loans		-	-
Debtors		4 236	2 770
Other		16 134	14 888
Total		20 370	17 658

41. Provisions

	<i>Note</i>	2012/13	2011/12
		R'000	R'000
Other debtors		-	-
Claims recoverable		-	-
Subsistence and Travel		-	-
Staff debtors		-	-
Total		-	-

42. Non-adjusting events after reporting date

	2012/13
	R'000
	-
Total	-

DISCLOSURE NOTES FOR ANNUAL FINANCIAL STATEMENTS for the year ended 31 March 2013

43. Movable Tangible Capital Assets

MOVEMENT IN MOVABLE TANGIBLE CAPITAL ASSETS PER ASSET REGISTER FOR THE YEAR ENDED 31 MARCH 2013

	Opening balance	Current Year Adjustments to prior year balances	Additions	Disposals	Closing Balance
	R'000	R'000	R'000	R'000	R'000
HERITAGE ASSETS	-	-	-	-	-
Heritage assets	-	-	-	-	-
MACHINERY AND EQUIPMENT	481 495	151 056	22 391	10 087	644 855
Transport assets	151 297	(24)	3 947	3 640	151 580
Computer equipment	122 145	3 612	867	2 353	124 271
Furniture and office equipment	168 116	147 186	12 225	2 958	324 569
Other machinery and equipment	39 937	282	5 352	1 136	44 435
SPECIALISED MILITARY ASSETS	-	-	-	-	-
Specialised military assets	-	-	-	-	-
BIOLOGICAL ASSETS	-	-	-	-	-
Biological assets	-	-	-	-	-
TOTAL MOVABLE TANGIBLE CAPITAL ASSETS	481 495	151 056	22 391	10 087	644 855

DISCLOSURE NOTES FOR ANNUAL FINANCIAL STATEMENTS for the year ended 31 March 2013

43.1 Additions

ADDITIONS TO MOVABLE TANGIBLE CAPITAL ASSETS PER ASSET REGISTER FOR THE YEAR ENDED 31 MARCH 2013

	Cash	Non-cash	(Capital Work in Progress current costs and finance lease payments)	Received current, not paid (Paid current year, received prior year)	Total
	R'000	R'000	R'000	R'000	R'000
HERITAGE ASSETS	-	-	-	-	-
Heritage assets	-	-	-	-	-
MACHINERY AND EQUIPMENT	21 538	-	(583)	1 436	22 391
Transport assets	4 260	-	(583)	270	3 947
Computer equipment	779	-	-	88	867
Furniture and office equipment	11 277	-	-	948	12 225
Other machinery and equipment	5 225	-	-	130	5 352
SPECIALISED MILITARY ASSETS	-	-	-	-	-
Specialised military assets	-	-	-	-	-
BIOLOGICAL ASSETS	-	-	-	-	-
Biological assets	-	-	-	-	-
TOTAL ADDITIONS TO MOVABLE TANGIBLE CAPITAL ASSETS	21 538	-	(583)	1 436	22 391

DISCLOSURE NOTES FOR ANNUAL FINANCIAL STATEMENTS for the year ended 31 March 2013

43.2 Disposals

DISPOSALS OF MOVABLE TANGIBLE CAPITAL ASSETS PER ASSET REGISTER FOR THE YEAR ENDED 31 MARCH 2013

	Sold for cash	Transfer out or destroyed or scrapped	Total disposals	Cash Received Actual
	R'000	R'000	R'000	R'000
HERITAGE ASSETS	-	-	-	-
Heritage assets	-	-	-	-
MACHINERY AND EQUIPMENT	5 044	5 043	10 087	1 675
Transport assets	2 973	667	3 640	1 234
Computer equipment	620	1 733	2 353	13
Furniture and office equipment	1 091	1 867	2 958	236
Other machinery and equipment	360	776	1 136	192
SPECIALISED MILITARY ASSETS	-	-	-	-
Specialised military assets	-	-	-	-
BIOLOGICAL ASSETS	-	-	-	-
Biological assets	-	-	-	-
TOTAL DISPOSAL OF MOVABLE TANGIBLE CAPITAL ASSETS	5 044	5 043	10 087	1 675

DISCLOSURE NOTES FOR ANNUAL FINANCIAL STATEMENTS for the year ended 31 March 2013

43.3 Movement for 2011/12

MOVEMENT IN MOVABLE TANGIBLE CAPITAL ASSETS PER ASSET REGISTER FOR THE YEAR ENDED 31 MARCH 2012

	Opening balance	Additions	Disposals	Closing balance
	R'000	R'000	R'000	R'000
HERITAGE ASSETS	-	-	-	-
Heritage assets	-	-	-	-
MACHINERY AND EQUIPMENT	455 594	36 809	10 908	481 495
Transport assets	143 633	11 082	3 418	151 297
Computer equipment	119 934	7 645	5 434	122 145
Furniture and office equipment	155 974	13 432	1 290	168 116
Other machinery and equipment	36 053	4 650	766	39 937
SPECIALISED MILITARY ASSETS	-	-	-	-
Specialised military assets	-	-	-	-
BIOLOGICAL ASSETS	-	-	-	-
Biological assets	-	-	-	-
TOTAL MOVABLE TANGIBLE ASSETS	455 594	36 809	10 908	481 495

DISCLOSURE NOTES FOR ANNUAL FINANCIAL STATEMENTS for the year ended 31 March 2013

43.4 Minor assets

MOVEMENT IN MINOR ASSETS PER THE ASSET REGISTER FOR THE YEAR ENDED AS AT 31 MARCH 2013

	Specialised military assets	Intangible assets	Heritage assets	Machinery and equipment	Biological assets	Total
	R'000	R'000	R'000	R'000	R'000	R'000
Opening balance	-	6	-	166 177	-	166 183
Current Year Adjustments to Prior Year balances	-	(6)	-	(39 283)	-	(39 289)
Additions	-	-	-	5 315	-	5 315
Disposals	-	-	-	2 518	-	2 518
TOTAL MINOR ASSETS	-	-	-	129 691	-	129 691

	Specialised military assets	Intangible assets	Heritage assets	Machinery and equipment	Biological assets	Total
Number of R1 minor assets	-	-	-	-	-	-
Number of minor assets at cost	-	-	-	-	-	-
TOTAL NUMBER OF MINOR ASSETS	-	-	-	-	-	-

DISCLOSURE NOTES FOR ANNUAL FINANCIAL STATEMENTS for the year ended 31 March 2013

43.5 Movable assets written off

MOVABLE ASSETS WRITTEN OFF FOR THE YEAR ENDED AS AT 31 MARCH 2013

	Specialised military assets	Intangible assets	Heritage assets	Machinery and equipment	Biological assets	Total
	R'000	R'000	R'000	R'000	R'000	R'000
Assets written off	-	-	-	-	-	-
TOTAL MOVABLE ASSETS WRITTEN OFF	-	-	-	-	-	-

MOVABLE ASSETS WRITTEN OFF FOR THE YEAR ENDED AS AT 31 MARCH 2012

	Specialised military assets	Intangible assets	Heritage assets	Machinery and equipment	Biological assets	Total
	R'000	R'000	R'000	R'000	R'000	R'000
Assets written off	-	-	-	-	-	-
TOTAL MOVABLE ASSETS WRITTEN OFF	-	-	-	-	-	-

DISCLOSURE NOTES FOR ANNUAL FINANCIAL STATEMENTS for the year ended 31 March 2013

44. Intangible Capital Assets

MOVEMENT IN INTANGIBLE CAPITAL ASSETS PER ASSET REGISTER FOR THE YEAR ENDED 31 MARCH 2013

	Opening balance	Current Year Adjust-ments to prior year balances	Additions	Disposals	Closing Balance
	R'000	R'000	R'000	R'000	R'000
COMPUTER SOFTWARE	42 387	(13 021)	755	-	30 121
MASTHEADS AND PUBLISHING TITLES	-	-	-	-	-
PATENTS, LICENCES, COPYRIGHT, BRAND NAMES, TRADEMARKS	-	-	-	-	-
RECIPES, FORMULAE, PROTOTYPES, DESIGNS, MODELS	-	-	-	-	-
SERVICES AND OPERATING RIGHTS	-	-	-	-	-
TOTAL INTANGIBLE CAPITAL ASSETS	42 387	(13 021)	755	-	30 121

DISCLOSURE NOTES FOR ANNUAL FINANCIAL STATEMENTS for the year ended 31 March 2013

44.1 Additions

ADDITIONS TO INTANGIBLE CAPITAL ASSETS PER ASSET REGISTER FOR THE YEAR ENDED 31 MARCH 2013

	Cash	Non-Cash	(Develop- ment work in progress – current costs)	Received current year, not paid (Paid current year, received prior year)	Total
	R'000	R'000	R'000	R'000	R'000
COMPUTER SOFTWARE	581	-	-	174	755
MASTHEADS AND PUBLISHING TITLES	-	-	-	-	-
PATENTS, LICENCES, COPYRIGHT, BRAND NAMES, TRADEMARKS	-	-	-	-	-
RECIPES, FORMULAE, PROTOTYPES, DESIGNS, MODELS	-	-	-	-	-
SERVICES AND OPERATING RIGHTS	-	-	-	-	-
TOTAL ADDITIONS TO INTANGIBLE CAPITAL ASSETS	581	-	-	174	755

DISCLOSURE NOTES FOR ANNUAL FINANCIAL STATEMENTS for the year ended 31 March 2013

44.2 Disposals

DISPOSALS OF INTANGIBLE CAPITAL ASSETS PER ASSET REGISTER FOR THE YEAR ENDED 31 MARCH 2013

	Sold for cash	Transfer out or destroyed or scrapped	Total disposals	Cash Received Actual	
	R'000	R'000	R'000	R'000	
COMPUTER SOFTWARE	-	-	-	-	-
MASTHEADS AND PUBLISHING TITLES	-	-	-	-	-
PATENTS, LICENCES, COPYRIGHT, BRAND NAMES, TRADEMARKS	-	-	-	-	-
RECIPES, FORMULAE, PROTOTYPES, DESIGNS, MODELS	-	-	-	-	-
SERVICES AND OPERATING RIGHTS	-	-	-	-	-
TOTAL DISPOSALS OF INTANGIBLE CAPITAL ASSETS	-	-	-	-	-



DISCLOSURE NOTES FOR ANNUAL FINANCIAL STATEMENTS for the year ended 31 March 2013

44.3 Movement for 2011/12

MOVEMENT IN INTANGIBLE CAPITAL ASSETS PER ASSET REGISTER FOR THE YEAR ENDED 31 MARCH 2012

	Opening balance	Additions	Disposals	Closing balance
	R'000	R'000	R'000	R'000
COMPUTER SOFTWARE	42 268	119	-	42 387
MASTHEADS AND PUBLISHING TITLES	-	-	-	-
PATENTS, LICENCES, COPYRIGHT, BRAND NAMES, TRADEMARKS	-	-	-	-
RECIPES, FORMULAE, PROTOTYPES, DESIGNS, MODELS	-	-	-	-
SERVICES AND OPERATING RIGHTS	-	-	-	-
TOTAL INTANGIBLE CAPITAL ASSETS	42 268	119	-	42 387

DISCLOSURE NOTES FOR ANNUAL FINANCIAL STATEMENTS for the year ended 31 March 2013

45. Immovable Tangible Capital Assets

MOVEMENT IN IMMOVABLE TANGIBLE CAPITAL ASSETS PER ASSET REGISTER FOR THE YEAR ENDED 31 MARCH 2013

	Opening balance	Curr Year Adjust-ments to prior year balances	Additions	Disposals	Closing Balance
	R'000	R'000	R'000	R'000	R'000
BUILDINGS AND OTHER FIXED STRUCTURES	6 272 789	(1 401 198)	26	-	4 871 617
Dwellings	2 716 290	(6 453)	-	-	2 709 837
Non-residential buildings	3 556 157	(1 394 745)	-	-	2 161 412
Other fixed structures	342	-	26	-	368
HERITAGE ASSETS	-	-	-	-	-
Heritage assets	-	-	-	-	-
LAND AND SUBSOIL ASSETS	179 163	-	75 940	-	255 103
Land	179 163	-	75 940	-	255 103
Mineral and similar non-regenerative resources	-	-	-	-	-
TOTAL IMMOVABLE TANGIBLE CAPITAL ASSETS	6 451 952	(1 401 198)	75 966	-	5 126 720

DISCLOSURE NOTES FOR ANNUAL FINANCIAL STATEMENTS for the year ended 31 March 2013

45.1 Additions

ADDITIONS TO IMMOVABLE TANGIBLE CAPITAL ASSETS PER ASSET REGISTER FOR THE YEAR ENDED 31 MARCH 2013

	Cash	Non-cash	(Capital Work in Progress current costs and finance lease payments)	Received current, not paid (Paid current year, received prior year)	Total
	R'000	R'000	R'000	R'000	R'000
BUILDING AND OTHER FIXED STRUCTURES	131 764	-	(131 745)	7	26
Dwellings	97 924	-	(97 924)	-	-
Non-residential buildings	33 821	-	(33 821)	-	-
Other fixed structures	19	-	-	7	26
HERITAGE ASSETS	-	-	-	-	-
Heritage assets	-	-	-	-	-
LAND AND SUBSOIL ASSETS	70 162	-	-	5 778	75 940
Land	70 162	-	-	5 778	75 940
Mineral and similar non-regenerative resources	-	-	-	-	-
TOTAL ADDITIONS TO IMMOVABLE TANGIBLE CAPITAL ASSETS	201 926	-	(131 745)	5 785	75 966

DISCLOSURE NOTES FOR ANNUAL FINANCIAL STATEMENTS for the year ended 31 March 2013

45.2 Disposals

DISPOSALS OF IMMOVABLE TANGIBLE CAPITAL ASSETS PER ASSET REGISTER FOR THE YEAR ENDED 31 MARCH 2013

	Sold for cash	Transfer out or destroyed or scrapped	Total disposals	Cash Received Actual
	R'000	R'000	R'000	R'000
BUILDINGS AND OTHER FIXED STRUCTURES	-	-	-	-
Dwellings	-	-	-	-
Non-residential buildings	-	-	-	-
Other fixed structures	-	-	-	-
HERITAGE ASSETS	-	-	-	-
Heritage assets	-	-	-	-
LAND AND SUBSOIL ASSETS	-	-	-	-
Land	-	-	-	-
Mineral and similar non-regenerative resources	-	-	-	-
TOTAL DISPOSALS OF IMMOVABLE TANGIBLE CAPITAL ASSETS	-	-	-	-



DISCLOSURE NOTES FOR ANNUAL FINANCIAL STATEMENTS for the year ended 31 March 2013

45.3 Movement for 2011/12

MOVEMENT IN IMMOVABLE TANGIBLE CAPITAL ASSETS PER ASSET REGISTER FOR THE YEAR ENDED 31 MARCH 2012

	Opening balance	Additions	Disposals	Closing balance
	R'000	R'000	R'000	R'000
BUILDINGS AND OTHER FIXED STRUCTURES	6 077 336	195 453	-	6 272 789
Dwellings	2 615 493	100 797	-	2 716 290
Non-residential buildings	3 461 501	94 656	-	3 556 157
Other fixed structures	342	-	-	342
HERITAGE ASSETS	-	-	-	-
Heritage assets	-	-	-	-
LAND AND SUBSOIL ASSETS	179 163	-	-	179 163
Land	179 163	-	-	179 163
Mineral and similar non-regenerative resources	-	-	-	-
TOTAL IMMOVABLE TANGIBLE ASSETS	6 256 499	195 453	-	6 451 952

45.4 Immovable assets valued at R1

IMMOVABLE ASSETS VALUED AT R1 IN THE ASSET REGISTER AS AT 31 MARCH 2013

	Buildings and other fixed structures	Heritage assets	Land and subsoil assets	Total
	R'000	R'000	R'000	R'000
R1 Immovable assets	1	-	2	3
TOTAL	1	-	2	3

DISCLOSURE NOTES FOR ANNUAL FINANCIAL STATEMENTS for the year ended 31 March 2013

IMMOVABLE ASSETS VALUED AT R1 IN THE ASSET REGISTER AS AT 31 MARCH 2012

	Buildings and other fixed structures	Heritage assets	Land and subsoil assets	Total
	R'000	R'000	R'000	R'000
R1 Immovable assets	3	-	-	3
TOTAL	3	-	-	3

45.5 Immovable assets written off

	Buildings and other fixed structures	Heritage assets	Land and subsoil assets	Total
	R'000	R'000	R'000	R'000
Assets written off	-	-	-	-
TOTAL IMMOVABLE ASSETS WRITTEN OFF	-	-	-	-

IMMOVABLE ASSETS WRITTEN OFF FOR THE YEAR ENDED AS AT 31 MARCH 2012

	Buildings and other fixed structures	Heritage assets	Land and subsoil assets	Total
	R'000	R'000	R'000	R'000
Assets written off	-	-	-	-
TOTAL IMMOVABLE ASSETS WRITTEN OFF	-	-	-	-



ANNEXURES TO THE ANNUAL FINANCIAL STATEMENTS for the year ended 31 March 2013

ANNEXURE 1C

STATEMENT OF TRANSFERS TO DEPARTMENTAL AGENCIES AND ACCOUNTS

DEPARTMENT/ AGENCY/ ACCOUNT	TRANSFER ALLOCATION				TRANSFER		2011/12
	Adjusted Appropriation	Roll Overs	Adjustments	Total Available	Actual Transfer	% of Available funds Transferred	Appropriation Act
	R'000	R'000	R'000	R'000	R'000	%	R'000
AFRICAN RENAISSANCE & INTERN FUND	517 982	-	-	517 982	517 982	100%	450 370
	517 982	-	-	517 982	517 982	100%	450 370

ANNEXURES TO THE ANNUAL FINANCIAL STATEMENTS for the year ended 31 March 2013

ANNEXURE 1F
STATEMENT OF TRANSFERS TO FOREIGN GOVERNMENT AND INTERNATIONAL ORGANISATIONS

FOREIGN GOVERNMENT/ INTERNATIONAL ORGANISATION	TRANSFER ALLOCATION				EXPENDITURE		2011/12
	Adjusted Appropriation Act	Roll overs	Adjustments	Total Available	Actual Transfer	% of Available funds Transferred	Appropriation Act
	R'000	R'000	R'000	R'000	R'000	%	R'000
Transfers							
ASIA-AFRICA LEGAL CONS ORG:AALCO	135	-	5	140	140	100%	113
INDIA,BRAZI,SA DIALOG FORUM (IBSA)	8 080	-	980	9 060	9 060	100%	7 675
PERM COURT OF ARBITRATION (FIGO)	124	-	(14)	110	110	100%	74
AFRICN CARIBBEAN&PACIFC	3 948	-	1 716	5 664	5 664	100%	4 604
AFRICAN PEER MECHANISM(APRM)	2 500	-	-	2 500	2 500	100%	9 993
AU MEMBERSHIP FEES	137 360	-	29 685	167 045	167 045	100%	125 017
BCTERIAL&TXIC WEAP CONV	501	-	(113)	388	388	100%	222
COMMONWEALTH	9 399	-	(3 794)	5 605	5 605	100%	4 976
COMPREH TEST BAN TREATY	6 032	-	(4 763)	1 269	1 269	100%	6 013
G77 ECONOMIC COOPERATIO	115	-	(2)	113	113	100%	109
UNDP LOC OF COST (GLOC)	5 600	-	1 957	7 557	7 557	100%	4 860
HUMANITARIAN AID	24 000	-	747	24 747	24 747	100%	23 993
NEW PARTNERSH AFRIC DEV	7 500	-	-	7 500	7 500	100%	21 166
ORG ECONOMIC CO-OP&DEV	236	-	92	328	328	100%	363
PEREZ-GUERRERO TRST FND	61	-	(1)	60	60	100%	58
SA DEVE COMM MEMBERSHIP	43 188	-	9 220	52 408	52 408	100%	42 598
SOUTH CENTRE	1 210	-	(46)	1 164	1 164	100%	1 199
UN HUMAN RIGHTS	346	-	776	1 122	1 122	100%	378
UN MEMBERSHIP FEES	125 470	-	4 076	129 546	129 546	100%	114 055
UN TECHNICAL COOPERAT	115	-	(115)	-	-		297



ANNEXURES TO THE ANNUAL FINANCIAL STATEMENTS for the year ended 31 March 2013

UN DEVELOPMENT PROGRAM	1 150	-	-	1 150	1 150	100%	1 150
UN CHILDRENS FUND	230	-	11	241	241	100%	229
UN VOLUN FUND DSABILITY	76	-	3	79	79	100%	76
TRIBUNAL LAW OF THE SEA	1 884	-	(119)	1 765	2 328	132%	-
UN CONV LAW OF THE SEA	578	-	(273)	305	305	100%	-
OIRARC	145	-	(145)	-	-	-	-
BUREAU INTER EXPOSITION	30	-	(30)	-	-	-	-
	380 013	-	39 853	419 866	420 429		369 218
Subsidies	-	-	-	-	-		-
Total	380 013	-	39 853	419 866	420 429		369 218

ANNEXURE 1H
STATEMENT OF TRANSFERS TO HOUSEHOLDS

	TRANSFER ALLOCATION				EXPENDITURE		2011/12
	Adjusted Appropriation Act	Roll Overs	Adjust- ments	Total Available	Actual Transfer	% of Available funds Transferred	Appro- piation Act
	R'000	R'000	R'000	R'000	R'000	%	R'000
HOUSEHOLDS							
Transfers							
H/H EMP S/BEN:LEAVE GRATUITY	-	-	4 665	4 665	4 665	100%	2 720
H/H EMPL S/BEN:SEVERANCE PACKAGE	-	-	-	-	-		768
H/H:DONATIONS&GIFTS(CASH)	-	-	1 376	1 376	1 376	100%	1 421
H/H:FOREIGN AFFRS BENEV PAYMTS	-	-	354	354	354	100%	3 363
Subsidies	-	-	-	-	-	-	-
Total	-	-	6 395	6 395	6 395	-	8 272

ANNEXURES TO THE ANNUAL FINANCIAL STATEMENTS for the year ended 31 March 2013

ANNEXURE 11
STATEMENT OF GIFTS, DONATIONS AND SPONSORSHIPS RECEIVED

NAME OF ORGANISATION	NATURE OF GIFT, DONATION OR SPONSORSHIP	2012/13	2011/12
		R'000	R'000
Received in cash		-	-
Subtotal		-	-
Received in kind			
Several as disclosed in 2011/12			18 686
ESKOM	SPONSORSHIP/MINISTERS DINNER	1 000	
DIMENSION DATA	SPONSORSHIP/MINISTERS DINNER	700	
STANDARD BANK	SPONSORSHIP/MINISTERS DINNER	350	
OLD MUTUAL	SPONSORSHIP/MINISTERS DINNER/BRICS	2 500	
PETRO SA	SPONSORSHIP/MINISTERS DINNER	350	
VODACOM	SPONSORSHIP/MINISTERS DINNER	350	
MTN	SPONSORSHIP/MINISTERS DINNER/BRICS	5 000	
ARCELLORMITTAL	SPONSORSHIP/BRICS	650	
ANGLO AMERICAN	SPONSORSHIP/BRICS	1 000	
POST OFFICE	SPONSORSHIP/BRICS	1 200	
TONGAAT HULLET	SPONSORSHIP/BRICS	1 000	
KHUMO GROUP	SPONSORSHIP/BRICS	700	
ANGLOGOLD ASHANTI	SPONSORSHIP/HEADS OF MISSION	250	
Subtotal		15 050	18 686
TOTAL		15 050	18 686

ANNEXURES TO THE ANNUAL FINANCIAL STATEMENTS for the year ended 31 March 2013

ANNEXURE 1K

STATEMENT OF GIFTS, DONATIONS AND SPONSORSHIPS MADE AND REMISSIONS, REFUNDS AND PAYMENTS MADE AS AN ACT OF GRACE

NATURE OF GIFT, DONATION OR SPONSORSHIP	2012/13	2011/2012
	R'000	R'000
Paid in cash	-	-
Subtotal		
Made in Kind		
Several as disclosed in 2011/12		29
Botswana	21	-
Brazil	6	-
Canada	2	-
Cape Verde	11	-
Chile	1	-
China	56	-
Cuba	2	-
Denmark	12	-
Various Heads of State – Diaspora Summit	182	-
Egypt	2	-
Finland	13	-
Germany	11	-
Ghana	12	-
India	25	-
Italy	17	-
Jamaica	45	-



ANNEXURES TO THE ANNUAL FINANCIAL STATEMENTS for the year ended 31 March 2013

Kazakhstan	6	-
Malawi	25	-
Mexico	8	-
Namibia	15	-
Oman	2	-
Panama	15	-
Portugal	1	-
Qatar	2	-
Saudi Arabia	7	-
Spain	2	-
Tanzania	14	-
Turkey	8	-
Uruguay	1	-
USA	3	-
Subtotal	527	29
Remissions, refunds, and payments made as an act of grace		
Subtotal	-	-
TOTAL	527	29

ANNEXURES TO THE ANNUAL FINANCIAL STATEMENTS for the year ended 31 March 2013

ANNEXURE 3A
STATEMENT OF FINANCIAL GUARANTEES ISSUED AS AT 31 MARCH 2013 – LOCAL

Guarantor institution	Guarantee in respect of	Original guaranteed capital amount	Opening balance 1 April 2012	Guarantees draw downs during the year	Guarantees repayments/ cancelled/ reduced/ released during the year	Revaluations	Closing balance 31 March 2013	Guaranteed interest for year ended 31 March 2013	Realised losses not recoverable i.e. claims paid out
		R'000	R'000	R'000	R'000	R'000	R'000	R'000	R'000
	Motor vehicles	-	-	-	-	-	-	-	-
	Subtotal	-	-	-	-	-	-	-	-
	Housing								
Standard Bank		-	242	-	158	-	84	-	-
Nedbank Ltd		-	30	-	-	-	30	-	-
FirstRand Bank: FNB		-	99	-	87	-	12	-	-
ABSA BANK		-	147	-	-	-	147	-	-
BOE Bank (NBS Division)		-	189	-	32	-	157	-	-
FNB/Saambou Bank		-	159	-	67	-	92	-	-
Peoples/ Permanent Bank		-	17	-	-	-	17	-	-
Hlano Fin Services		-	4	-	-	-	4	-	-
Old Mutual		-	86	-	38	-	48	-	-
	Subtotal		973	-	382	-	591	-	-
	Other		-	-	-	-	-	-	-
	Subtotal		-	-	-	-	-	-	-
	TOTAL		973	-	382	-	591	-	-



ANNEXURE 3B
STATEMENT OF CONTINGENT LIABILITIES AS AT 31 MARCH 2013

Nature of Liability	Opening Balance 1 April 2012	Liabilities incurred during the year	Liabilities paid/ cancelled/ reduced during the year	Liabilities recoverable (Provide details hereunder)	Closing Balance 31 March 2013
	R'000	R'000	R'000	R'000	R'000
Claims against the department					
Gangat v Minister of Foreign Affairs	2 500	-	-	-	2 500
Ngaki v Minister of Foreign Affairs	24	-	-	-	24
Pitso v Minister of Foreign Affairs	1 500	-	1 500	-	-
Logility Business Solutions (Pty) Ltd v City of Johannesburg Municipal Counsel & Another	1 629	-	-	-	1 629
Sanlam Life Insurance Limited v The Government of the RSA Africa & Others	1 633	-	-	-	1 633
NEHAWU obo Nojozi v DIRCO	26	-	-	-	26
LTG Logistics Transport Globally (Pty) Ltd v Minister of International Relations and Cooperation	1 800	-	1 800	-	-
Mphesi v DIRCO	-	273	-	-	273
Roy v DIRCO	-	8 086	-	-	8 086
Mendes v DIRCO	-	1 419	-	-	1 419
Subtotal	9 112	9 778	3 300	-	15 590
Environmental Liability	-	-	-	-	-
Other	-	-	-	-	-
TOTAL	9 112	9 778	3 300	-	15 590

ANNEXURES TO THE ANNUAL FINANCIAL STATEMENTS for the year ended 31 March 2013

ANNEXURE 4
CLAIMS RECOVERABLE

Government Entity	Confirmed balance outstanding		Unconfirmed balance outstanding		Total	
	31/03/2013	31/03/2012	31/03/2013	31/03/2012	31/03/2013	31/03/2012
	R'000	R'000	R'000	R'000	R'000	R'000
Department						
Eastern Cape	-	-	1 364	1 364	1 364	1 364
Northern Cape	-	-	192	75	192	75
Western Cape	-	-	288	274	288	274
Free State	-	-	1 118	525	1 118	525
Mpumalanga	-	-	55	15	55	15
Kwazulu Natal	-	-	60	471	60	471
Gauteng	-	-	557	536	557	536
Limpopo	-	-	1 573	1 179	1 573	1 179
North West	-	-	917	687	917	687
Science and Tech	-	-	1 098	2 844	1 098	2 844
Arts and Culture	-	-	493	103	493	103
Social Development	-	-	109	2 311	109	2311
Economic development	-	-	117	253	117	253
Agriculture, Forestry and Fisheries	-	-	4 080	1 541	4 080	1 541
Mineral Resources	-	-	197	21	197	21
Justice and Constitutional Development	-	-	1 064	1 060	1 064	1 060
Human Settlement	-	-	-	13	-	13
Public Service Commission	-	-	-	20	-	20
Tourism	-	-	363	224	363	224
Home Affairs Rec	-	-	201 093	116 669	201 093	116 669
Public Works	-	-	4 264	1 795	4 264	1 795
Health	-	-	7 437	2 092	7 437	2 092



ANNEXURES TO THE ANNUAL FINANCIAL STATEMENTS for the year ended 31 March 2013

GCIS	-	-	674	415	674	415
Presidency	-	-	5 649	3 848	5 649	3 848
Transport	-	-	1 177	2 586	1 177	2 586
Energy	-	-	1 200	768	1 200	768
Public Enterprise	-	-	425	196	425	196
DTI	-	-	23 845	18 304	23 845	18 304
Water Affairs	-	-	2 371	1 091	2 371	1 091
Environmental Affairs	-	-	1 098	3 449	1 098	3 449
Labour	-	-	1 175	62	1 175	62
Women, Children and People with Disabilities	-	-	368	469	368	469
Monitoring and Performance	-	-	-	150	-	150
NPA	-	-	79	63	79	63
Rural Developments and Land Reform	-	-	30	10	30	10
National Treasury	-	-	897	635	897	635
Government Employee Pension Fund	-	-	1 969	1 317	1 969	1 317
Communications	-	-	459	1 110	459	1 110
Sports and Recreation	-	-	141	748	141	748
SARS	-	-	506	3 446	506	3 446
Police	-	-	49 508	38 515	49 508	38 515
State Security	-	-	243	12	243	12
DPSA	-	-	1 025	103	1 025	103
Correctional Service	-	-	46	478	46	478
Higher Education and Training	-	-	376	127	376	127
Education basic	-	-	14	159	14	159
Defence and Military Veterans	-	-	25 842	7 848	25 842	7 848
Other miscellaneous accounts	-	-	-	9	-	9
Cooperative Governance	-	-	39	-	39	-
	-	-	345 595	219 991	345 595	219 991

ANNEXURES TO THE ANNUAL FINANCIAL STATEMENTS for the year ended 31 March 2013

Other Government Entities

Account C	-	-	25 893	22 856	25 893	22 856
COMPENSATION COMMISSIONER	-	-	295	313	295	313
NEPAD	-	-	4 310	4 310	4 310	4 310
IEC - 0207	-	-	-	2	-	2
ACCOUNT A	-	-	1 065	2 274	1 065	2 274
IDT-0209	-	-	165	127	165	127
PARLIAMENT	-	-	2 718	1 129	2 718	1 129
PALAMA-0216	-	-	443	466	443	466
COMMUNIST PARTY 0218	-	-	25	11	25	11
SATOUR	-	-	302	301	302	301
APRM	-	-	40	-	40	-
CSIR	-	-	51	21	51	21
FIC- 0246	-	-	95	68	95	68
AGRICULTURAL RESEARCH COUNCIL	-	-	10	21	10	21
SASSA-0249	-	-	-	4	-	4
AUDITOR GENERAL OF SOUTH AFRICA	-	-	-	(37)	-	(37)
NHCSA	-	-	3	3	3	3
OTHER ACCOUNTS	-	-	4 297	8 216	4 297	8 216
UNIVERSITY OF THE NORTH	-	-	14	14	14	14
UNISA	-	-	438	307	438	307
UNIVERSITY OF PRETORIA	-	-	4	-	4	-
TSA	-	-	1	-	1	-
Subtotal	-	-	40 169	40 406	40 169	40 406
TOTAL	-	-	385 764	260 397	385 764	260 397



ANNEXURES TO THE ANNUAL FINANCIAL STATEMENTS for the year ended 31 March 2013

ANNEXURE 5
INTER-GOVERNMENT PAYABLES

GOVERNMENT ENTITY	Confirmed balance outstanding		Unconfirmed balance outstanding		TOTAL	
	31/03/2013	31/03/2012	31/03/2013	31/03/2012	31/03/2013	31/03/2012
	R'000	R'000	R'000	R'000	R'000	R'000
DEPARTMENTS						
Current						
REPATRIATION FORGN	401 223	223 053	-	-	401 223	223 053
DEP DIRCO:CL						
Subtotal	401 223	223 053	-	-	401 223	223 053
Non-current						
NATIONAL TREASURY	144 903	155 972	-	-	144 903	155 972
Subtotal	144 903	155 972	-	-	144 903	155 972
Total	546 126	379 025	-	-	546 126	379 025
OTHER GOVERNMENT ENTITY						
Current						
AFRICAN RENAISSANCE	126 772	66 639	-	-	126 772	66 639
CNTRL ACC: CL						
AUDITOR GENERAL	-	-	-	37	-	37
Subtotal	126 772	66 639	-	37	126 772	66 676

ANNEXURES TO THE ANNUAL FINANCIAL STATEMENTS for the year ended 31 March 2013

Non-current

Subtotal

- - - - -

Total Other Government Entities

126 772 66 639 - 37 126 772 66 676

TOTAL INTER-GOVERNMENTAL

672 898 445 664 - 37 672 898 445 701



ANNEXURES TO THE ANNUAL FINANCIAL STATEMENTS for the year ended 31 March 2013

ANNEXURE 6
INVENTORY

Inventory	Note	2012/13		2011/12	
		Quantity	R'000	Quantity	R'000
Opening balance		394 661	10 010		4 265
Add/(Less): Adjustments to prior year balance		48 764	700		(136)
Add: Additions/Purchases - Cash		490 833	50 768		41 349
Add: Additions - Non-cash		41 781	637		-
(Less): Disposals		(1 041)	(6)		-
(Less): Issues		(480 561)	(20 306)		(35 358)
Add/(Less): Adjustments		(14 009)	(385)		(110)
Closing balance		480 428	41 418	-	10 010

ANNEXURES TO THE ANNUAL FINANCIAL STATEMENTS for the year ended 31 March 2013

ANNEXURE 7

Movement in Capital Work-in-Progress

MOVEMENT IN CAPITAL WORK-IN-PROGRESS FOR THE YEAR ENDED 31 MARCH 2013

	*Opening balance	Current Year Capital WIP	Completed Assets	Closing balance
	R'000	R'000	R'000	R'000
HERITAGE ASSETS	-	-	-	-
Heritage assets	-	-	-	-
MACHINERY AND EQUIPMENT	-	-	-	-
Transport assets	-	-	-	-
Computer equipment	-	-	-	-
Furniture and office equipment	-	-	-	-
Other machinery and equipment	-	-	-	-
SPECIALISED MILITARY ASSETS	-	-	-	-
Specialised military assets	-	-	-	-
BIOLOGICAL ASSETS	-	-	-	-
Biological assets	-	-	-	-
BUILDINGS AND OTHER FIXED STRUCTURES	-	97 943	-	97 943
Dwellings	-	97 924	-	97 924
Non-residential buildings	-	-	-	-
Other fixed structures	-	19	-	19
LAND AND SUBSOIL ASSETS	-	-	-	-
Land	-	-	-	-
Mineral and similar non-regenerative resources	-	-	-	-



ANNEXURES TO THE ANNUAL FINANCIAL STATEMENTS for the year ended 31 March 2013

COMPUTER SOFTWARE

Computer software

-	-	-	-
---	---	---	---

MASTHEADS AND PUBLISHING TITLES

Mastheads and publishing titles

-	-	-	-
---	---	---	---

PATENTS, LICENCES, COPYRIGHT, BRAND NAMES

Patents, Licences, Copyright, Brand names, Trademarks

-	-	-	-
---	---	---	---

RECIPES, FORMULAE, PROTOTYPES, DESIGNS, MODELS

Recipes, formulae, prototypes, designs, models

-	-	-	-
---	---	---	---

SERVICES AND OPERATING RIGHTS

Services and operating rights

-	-	-	-
---	---	---	---

TOTAL

97 943	-	-	97 943
--------	---	---	--------

***This annexure has been disclosed for the first time and the opening balance information is not available.**

ANNEXURES TO THE ANNUAL FINANCIAL STATEMENTS for the year ended 31 March 2013

ANNEXURE 8B

INTER-ENTITY ADVANCES RECEIVED (note 25 AND note 26)

	Confirmed balance		Unconfirmed balance		Total	
	31/03/2013	31/03/2012	31/03/2013	31/03/2012	31/03/2013	31/03/2012
	R'000	R'000	R'000	R'000	R'000	R'000
NATIONAL DEPARTMENTS						
Current						
Science & Tech	-	-	382	524	382	524
Arts and Culture	-	-	1 445	1 249	1 445	1 249
Social Development	-	-	603	2 977	603	2 977
Economic development	-	-	126	409	126	409
Agriculture, Forestry and Fisheries	-	-	2 522	165	2 522	165
Mineral Resources	-	-	170	612	170	612
Justice and Constitutional Development	-	-	3 017	4 142	3 017	4 142
Human Settlement	-	-	23	1	23	1
Tourism	-	-	67	167	67	167
Home Affairs Rec	-	-	14 802	5 809	14 802	5 809
Public Works	-	-	5 003	5 454	5 003	5 454
Health	-	-	23 385	5 914	23 385	5 914
GCIS	-	-	321	199	321	199
Presidency	-	-	1 133	-	1 133	-
Transport	-	-	563	-	563	-
Energy	-	-	1 773	1 694	1 773	1 694
Public Enterprise	-	-	13	173	13	173
DTI	-	-	15 375	35 862	15 375	35 862
Water Affairs	-	-	2 675	1 481	2 675	1 481
Environmental Affairs	-	-	1 525	1 500	1 525	1 500



ANNEXURES TO THE ANNUAL FINANCIAL STATEMENTS for the year ended 31 March 2013

Labour	-	-	1 127	1 602	1 127	1 602
Women, Children and People with Disabilities	-	-	722	699	722	699
Monitoring & performance	-	-	48	19	48	19
NPA	-	-	12	110	12	110
Rural Development and Land Reform	-	-	61	6	61	6
National Treasury	-	-	499	463	499	463
Communications	-	-	869	946	869	946
Sports & Recreation	-	-	555	3 661	555	3 661
SARS	-	-	472	454	472	454
Police	-	-	9 740	9 434	9 740	9 434
State Security	-	-	65	107	65	107
DPSA	-	-	3 389	1 292	3 389	1 292
Correctional Service	-	-	881	1 057	881	1 057
Higher Education and Training	-	-	95	842	95	842
Education Basic	-	-	696	1 080	696	1 080
Defence and Military Veterans	-	-	-	8 962	-	8 962
Misallocation	-	-	-	(174)	-	(174)
Repatriation DHA	-	-	-	-	-	-
Subtotal	-	-	94 154	98 892	94 154	98 892
Non-Current	-	-	-	-	-	-
Subtotal	-	-	-	-	-	-
PROVINCIAL DEPARTMENTS						
Current						
Eastern Cape	-	-	28	28	28	28
Northern Cape	-	-	204	92	204	92
Western Cape	-	-	14	-	14	-

ANNEXURES TO THE ANNUAL FINANCIAL STATEMENTS for the year ended 31 March 2013

Free State	-	-	357	395	357	395
Mpumalanga	-	-	508	739	508	739
Kwazulu Natal	-	-	2 923	2 745	2 923	2 745
Gauteng	-	-	305	219	305	219
Limpopo	-	-	2 627	862	2 627	862
North West	-	-	290	351	290	351
Subtotal	-	-	7 256	5 431	7 256	5 431

Non-Current

	-	-	-	-	-	-
Subtotal	-	-	-	-	-	-

PUBLIC ENTITIES						
Current						
ACCOUNT C	-	-	30 871	31 948	30 871	31 948
COMPENSATION COMMISSIONER	-	-	1 426	487	1 426	487
IDC	-	-	-	-	-	-
NEPAD	-	-	-	-	-	-
MEDICAL RESEARCH C	-	-	-	-	-	-
IEC0207	-	-	-	-	-	-
ACCOUNT A	-	-	-	-	-	-
IDT0209	-	-	232	232	232	232
PARLIAMENT	-	-	3 339	2 371	3 339	2 371
HRSC	-	-	-	-	-	-
PALAMAI0216	-	-	262	133	262	133
SABS	-	-	-	-	-	-
COMMUNIST PARTY 0218	-	-	12	27	12	27



ANNEXURES TO THE ANNUAL FINANCIAL STATEMENTS for the year ended 31 March 2013

SATOUR	-	-	-	-	-	-
APRM	-	-	-	-	-	-
CSIR	-	-	-	-	-	-
WATER RESEARCH C	-	-	-	-	-	-
IEC	-	-	-	-	-	-
FIC0246	-	-	-	-	-	-
TRANSNET	-	-	-	-	-	-
STATE LIBRARY	-	-	-	-	-	-
SASSA0249	-	-	565	284	565	284
AGRICULTURAL RESEARCH COUNCIL	-	-	185	185	185	185
AUDITOR-GENERAL	-	-	-	-	-	-
NERSA0256	-	-	-	-	-	-
NHCSA0259	-	-	-	37	-	37
OTHER ACCOUNTS	-	-	13 605	989	13 605	989
MISALLOCATION	-	-	13	1	13	1
Subtotal	-	-	50 510	36 694	50 510	36 694
Non-Current	-	-	-	-	-	-
Subtotal	-	-	-	-	-	-
OTHER INSTITUTIONS						
Current						
UNIVERSITY OF PRETORIA	-	-	6	-	6	-
RAND AFRIKAANS UNIVERSITY	-	-	2	2	2	2
UNISA	-	-	34	296	34	296
TSA	-	-	3	-	3	-
Subtotal	-	-	45	298	45	298

ANNEXURES TO THE ANNUAL FINANCIAL STATEMENTS for the year ended 31 March 2013

Non-Current

- - - - -

Subtotal

- - - - -

TOTAL

- - 151 965 141 315 151 965 141 315

Current

- - 151 965 141 315 151 965 141 315

Non-current

- - - - -

