

Independent Police Investigative Directorate

ANNUAL REPORT



2022/23



**independent police
investigative directorate**

Department:
Independent Police Investigative Directorate
REPUBLIC OF SOUTH AFRICA



independent police investigative directorate

Department:
Independent Police Investigative Directorate
REPUBLIC OF SOUTH AFRICA

INDEPENDENT POLICE INVESTIGATIVE DIRECTORATE

NATIONAL DEPARTMENT

VOTE NO. 24

ANNUAL REPORT

2022/2023 FINANCIAL YEAR

TABLE OF CONTENT



PART A: GENERAL INFORMATION ...4

1. DEPARTMENT GENERAL INFORMATION..	5
2. LIST OF ABBREVIATIONS/ACRONYMS...	6
3. FOREWORD BY THE MINISTER..	7
4. DEPUTY MINISTER STATEMENT ...	8
5. REPORT OF THE ACCOUNTING OFFICER.	9
6. STATEMENT OF RESPONSIBILITY AND CONFIRMATION OF ACCURACY FOR THE ANNUAL REPORT ...	15
7. STRATEGIC OVERVIEW..	16
7.1. Vision ...	16
7.2. Mission ...	16
7.3. Values...	16
8. LEGISLATIVE AND OTHER MANDATES..	17
9. ORGANISATIONAL STRUCTURE...	18
10. ENTITIES REPORTING TO THE MINISTER...	18

PART B: PERFORMANCE INFORMATION 19

1. AUDITOR GENERAL'S REPORT: PREDETERMINED OBJECTIVES ...	20
2. OVERVIEW OF DEPARTMENTAL PERFORMANCE ...	20
3. PROGRESS TOWARDS ACHIEVEMENT OF INSTITUTIONAL IMPACTS AND OUTCOMES..	21
4. INSTITUTIONAL PROGRAMME PERFORMANCE INFORMATION..	22
4.1 Programme 1: Administration.	22
4.2 Programme 2: Investigation and Information Management ...	27
4.3 Programme 3: Legal and Investigation Advisory Services...	35
4.4 Programme 4: Compliance Monitoring and Stakeholder Management ...	38
5. TRANSFER PAYMENTS...	43
6. CONDITIONAL GRANTS...	43
7. DONOR FUNDS ...	43

8.	CAPITAL INVESTMENT	43
9.	STATISTICAL REPORT ON INVESTIGATIONS	44
9.1	INTRODUCTION.....	44
9.2	THE MANDATE OF THE IPID IN RESPECT OF INVESTIGATIONS AND RECOMMENDATIONS.....	44
9.3	Section A: Case Intake in Terms of the IPID Mandate	44
9.4	THE TOTAL NUMBER OF CASES REPORTED	63
9.5	CASES ALLOCATED PER PROVINCE.....	64
9.6	DECISION READY CASES.....	65
9.7	POST DECISION READY CASES (PDR).....	72
9.8	TOTAL WORKLOAD (ACTIVE AND PDM)	73
9.9	ATTENDANCE OF CRIME SCENES AND POST MORTEMES	74
9.10	CRIMINAL REFERRALS TO NPA AND THE OUTCOME.....	75
9.11	DISCIPLINARY RECOMMENDATIONS MADE TO SAPS AND THE FEEDBACK RECEIVED	76
9.12	CONVICTIONS AND ACQUITTALS.....	79
9.13	THE ARREST OF SAPS/MPS MEMBERS.....	104
9.14	THE CASES ON COURT ROLLS	106
9.15	MANNER OF CLOSURE	107

PART C: GOVERNANCE. 110

1.	INTRODUCTION	111
2.	RISK MANAGEMENT	111
2.1.	Risk Management.....	111
2.2.	Compliance Management	111
2.3.	Ethics Management	112
2.4.	Compliance, Ethics and Risk Management Committee	112
3.	FRAUD AND CORRUPTION	113
4.	MINIMISING CONFLICT OF INTEREST	113

5.	CODE OF CONDUCT	113
6.	HEALTH SAFETY AND ENVIRONMENTAL ISSUES.....	114
7.	PORTFOLIO COMMITTEES.....	114
8.	SCOPA RESOLUTIONS.....	115
9.	PRIOR MODIFICATIONS TO AUDIT REPORTS	115
10.	INTERNAL CONTROL UNIT	116
11.	INTERNAL AUDIT AND AUDIT COMMITTEES	116
12.	AUDIT COMMITTEE REPORT	119
13.	B-BBEE COMPLIANCE PERFORMANCE INFORMATION.....	122

PART D: HUMAN RESOURCE MANAGEMENT 123

1.	INTRODUCTION	124
2.	OVERVIEW OF HUMAN RESOURCES	124
3.	HUMAN RESOURCES OVERSIGHT STATISTICS.....	125

PART E: PFMA COMPLIANCE REPORT 149

1.	IRREGULAR, FRUITLESS AND WASTEFUL, UNAUTHORISED EXPENDITURE AND MATERIAL LOSSES	150
1.1.	Irregular expenditure.....	150
1.2.	Fruitless and wasteful expenditure.....	152
1.3.	Unauthorised expenditure	154
1.4.	Additional disclosure relating to material losses in terms of PFMA Section 40(3)(b)(i) &(iii)	155

2.	LATE AND/OR NON-PAYMENT OF SUPPLIERS	156
3.	SUPPLY CHAIN MANAGEMENT	156
3.1.	Procurement by other means	156
3.2.	Contract variations and expansions	157

PART F: FINANCIAL INFORMATION. 158

1.	REPORT OF THE AUDITOR GENERAL	159
2.	ANNUAL FINANCIAL STATEMENTS	166



independent police
investigative directorate

Department:
Independent Police Investigative Directorate
REPUBLIC OF SOUTH AFRICA

**Benstra Building
473B Stanza Bopape Street
Pretoria, 0001**



**IPID investigates specified criminal offences allegedly
committed by members of the:**

- **South African Police Services (SAPS)**
- **Municipal Police Services (MPS)**

Toll free : 0800 111 969
www.ipid.gov.za

PART A: GENERAL INFORMATION



1. DEPARTMENT GENERAL INFORMATION

PHYSICAL ADDRESS: Benstra Building
473 Stanza Bopape Street
Arcadia, 0083

POSTAL ADDRESS: Private Bag X 941
Pretoria
0001

TELEPHONE NUMBER/S: +27 12 399 0000

FAX NUMBER: +27 12 326 0408

EMAIL ADDRESS: complaints@ipid.gov.za

WEBSITE ADDRESS: www.ipid.gov.za

2. LIST OF ABBREVIATIONS/ACRONYMS

AARS	Access and Awareness Rural Strategy
AFS	Annual Financial Statement
AGSA	Auditor General of South Africa
AO	Accounting Officer
APP	Annual Performance Plan
APCOF	African Policing Civilian Oversight Forum
ASD	Assistant Director
BBBEE	Broad Based Black Economic Empowerment
CERM	Compliance Ethics and Risk Management
CFO	Chief Financial Officer
CMS	Case Management System
CCN	Case Classification Number
CSPS	Civilian Secretariat for Police Service
DPP	Director of Public Prosecutions
DPSA	Department of Public Service and Administration
EAP	Employee Assistance Programme
ED	Executive Director
EU	European Union
FMC	Financial Misconduct Committee
FSL	Forensic Science Laboratory
GBH	Grievous Bodily Harm
GBVF	Gender-Based Violence and Femicide
GCIS	Government Communication and Information System
GIAMA	Government Immovable Asset Management Act
ICT	Information Communication Technology
ID	Investigating Directorate
IPID	Independent Police Investigative Directorate
JCPS	Justice Crime Prevention and Security
MCS	Modified Cash Standards
MEC	Member of Executive Council
MISS	Minimum Information Security Standards

MoU	Memorandum of Understanding
MP	Member of Parliament
MPS	Municipal Police Service
MTEF	Medium-Term Expenditure Framework
MTSF	Medium-Term Strategic Framework
NDP	National Development Plan
NPA	National Prosecuting Authority
NSIT	National Specialised Investigation Team
NT	National Treasury
NYDA	National Youth Development Agency
OHS	Occupational Health and Safety
PAA	Public Audit Act
PAIA	Promotion of Access to Information Act
PAMA	Public Administration Management Act
PCP	Portfolio Committee on Police
PDM	Post Decision-Monitoring
PFMA	Public Finance Management Act, Act 1 of 1999
PPP	Public Private Partnership
PPPFA	Preferential Procurement Policy Framework Act
PSA	Public Service Act
PSR	Public Service Regulations
PSIRA	Private Security Industry Regulatory Authority
SAPS	South African Police Service
SASSETA	Safety and Security Sector Education and Training Authority
SMME	Small, Medium and Micro Enterprises
SCM	Supply Chain Management
SMS	Senior Management Service
TR	Treasury Regulations
SCOPA	Standing Committee on Public Accounts
SITA	State Information Technology Agency
SDIP	Service Delivery Improvement Plan

3. FOREWORD BY THE MINISTER



General Bheki Cele

Minister of the Police (MP)

The Independent Police Investigative Directorate (IPID) is underpinned by its mission to serve the people of South Africa with diligence and impartiality. I am pleased to report that the organisation has been able to ensure that human rights are protected. Policing in South Africa is critical and the strength of IPID is reflected in ensuring that those who transgress are accountable for their actions and lessons are also learnt in the process.

The most impactful achievement was in developing alternative strategies to reduce the high case backlog as well as the prosecution of cases. This institution has also made great strides in making itself visible countrywide. This is attributed in an increase in the reporting of transgressions by members of law enforcement.

Despite the overall positive performance of IPID, there are some areas that need to be strengthened. They include the continuous expansion of the footprint to improve on service delivery initiatives to the public. South Africa has more than 60 million citizens and IPID needs to serve them without fail.

The amendment of the IPID Bill which resumed in the financial year under review is underway. We would like

to see it concluded before the end of the term of this current administration. This 2022-2023 Annual Report will help us reflect on a year of profound change in the Directorate's investigations work.

I am pleased to have provided political leadership to IPID and would further like to thank the Executive Director and her management team for the sterling work that they continue to perform. I would like to thank the IPID staff who worked tirelessly to ensure that we are able to respond to the needs of our citizenry. It is through their hard work that the department received a clean audit from the office of the Auditor General of South Africa (AGSA).

Lastly, I wish to express my gratitude to everyone who has made a contribution towards the compilation of this report.

General Bheki Cele

Minister of the Police (MP)

Date: 29 August 2023

4. DEPUTY MINISTER STATEMENT



Mr C Mathale

**Deputy Minister of Police
(MP)**

The year under review was an intense one in terms of Independent Police Investigative Directorate's (IPID's) operational performance. Impactful strides were made and greater emphasis was placed on ensuring that the public is aware of IPID and its services. The institution continued to work jointly with its stakeholders in law enforcement to protect the most vulnerable in society. It is thus critical for communities to play their part by keeping each other safe through reporting crimes and issues of concern to the IPID.

Although the work of IPID comes after the effect, the institution always looks at sharing knowledge and best practise with various stakeholders and the very officers that they investigate through training interventions and engagements on recommendation from the department. I am pleased that South African Police Service (SAPS) and the Municipal Police Service (MPS) have actually embraced these engagements.

IPID continues to focus on being an efficient and effective institution and the results reflect the work of our staff. I would like to thank all the staff

and management of IPID for their commitment during the last year. Our thanks also goes to all the stakeholders who have played a pivotal role in the successful implementation of the IPID Act and mandate.

As the police Ministry, we look forward to continuing to work with all our stakeholders and the wider community to ensure that public confidence in policing is further strengthened.

A handwritten signature in black ink, appearing to read 'C Mathale', written over a thin horizontal line.

Mr. C Mathale

Deputy Minister of Police (MP)

Date: 10 August 2023

5. REPORT OF THE ACCOUNTIN OFFICER



Ms DJ Ntlatseng

Accounting Officer

**Independent Police
Investigative Directorate**

Overview of the operations of the Department

This Annual Report sets out on how IPID has supported policing to meet the challenges in our country. Throughout the year, we considered the complexities of the environment in which we operate and the strategic context guiding our overall performance. The strategic context includes:

- the ability to deliver an independent oversight function that is committed to promoting the respect for the rule of law and human dignity;
- governance arrangements, including performance and risk; and
- financial challenges that have become apparent through the Integrated review of our budgets.

The Department obtained its first clean audit opinion for the period under review. This is a remarkable achievement, and it is attributed to the continuous efforts by management and IPID officials to strengthen internal controls, improve performance and compliance levels.

Taking a lead on our baseline over the past years, more emphasis was made in finding alternative strategies in addressing our high case backlog. Our impactful successes were more on investing in our workforce as our case intake continued to grow. We have reprioritised some of our vacant positions from other programmes to investigator positions which is the core of IPID.

As the police watchdog, it is very important to measure how effective we are and whether the outcomes from our work make a difference in policing practice. Therefore, we also re-looked at improving the quality of our case dockets and recommendations reports. The Department appointed Quality Assurers to oversee this role. This initiative will be further developed in the new financial year, and it will help improve public confidence in the investigation work of IPID.

Our strategy has also made us agile and continues to put us in a better position to achieve our mandate and brand while widening access to people from all socio - economic backgrounds. We have increased our footprint in various provinces and ensured that services are taken to the people.

The Department has also been able to market itself countrywide to ensure that citizens are aware of its services and recourse if they experienced any police brutality. This was done through various platforms which included amongst others, the three months Radio Campaign where IPID was featured in various media or radio stations including the public broadcaster which has a larger footprint in the country. Continuous engagements on other media

platforms was also one of our success as well as the physical contact sessions with various communities.

I would like to thank the Ministry of Police for its leadership and the Portfolio Committee of Police and all our stakeholders for the support they continue to provide. Lastly, I would like to commend the IPID staff for their tremendous and consistent performance in ensuring that we achieve our mandate.

Overview of the financial results of the Department

Departmental receipts

Departmental receipts	2021/2022			2022/2023		
	Estimate	Actual Amount Collected	(Over)/ Under Collection	Estimate	Actual Amount Collected	(Over)/ Under Collection
	R'000	R'000	R'000	R'000	R'000	R'000
Tax Receipts	-	-	-	-	-	-
Casino taxes	-	-	-	-	-	-
Horse racing taxes	-	-	-	-	-	-
Liquor licences	-	-	-	-	-	-
Motor vehicle licences	-	-	-	-	-	-
Sale of goods and services other than capital assets	126	125	1	123	141	(18)
Transfers received	-	-	-	-	-	-
Fines, penalties and forfeits	-	-	-	-	-	-
Interest, dividends and rent on land	10	5	5	5	5	-
Sale of capital assets	20	20	-	-	-	-
Financial transactions in assets and liabilities	119	120	(1)	140	132	8
Total	275	270	5	268	278	(10)

The Independent Police Investigative Directorate (IPID) is not a revenue generating institution, the revenue it collects is insignificant. Its core mandate is to ensure effective and independent oversight on the South African Police Service (SAPS) and Municipal Police Service (MPS). The policy mandate of the IPID is purely on investigation which is a free government service. The amount of revenue reported reflects mainly the recovered debts, sale of write-off and old vehicles, as well as sales of tender documents.

Programme Expenditure

Programme Name	2021/2022			2022/2023		
	Final Appropriation	Actual Expenditure	(Over)/ Under Expenditure	Final Appropriation	Actual Expenditure	(Over)/ Under Expenditure
	R'000	R'000	R'000	R'000	R'000	R'000
Administration	99 630	94 664	4 966	111 033	107 701	3 332
Investigation and Information Management	235 027	235 027	-	231 296	230 701	595
Legal and Investigation Advisory Services	6 434	6 315	119	6 168	5 577	591
Compliance Monitoring and Stakeholder Management	12 687	11 902	785	15 032	15 031	1
Total	353 778	347 908	5 870	363 529	359 010	4 519

As at 31 March 2023, the Department reported a cumulative expenditure of R359 010 000 against the adjusted budget of R363 529 000. The reported actual expenditure translates to 98.76% against the target of 100.00% which resulted in 1.24% or R4 519 000 below the spending target. The main contributing factor for the recorded underspending was the delay in filling of the funded vacant positions mainly due to non-responsive in some of the contract posts adverts.

Programme 1: Administration

The Programme reported actual expenditure overall of R107 701 000 against the adjusted appropriation of R111 033 000 which translates to 97.00% against the straight-line target of 100.00% as at the end of 31 March 2023. This resulted in a deviation of 3.00% which translates to R3 333 000 under-spending, however the reported spending was higher when compared to the same period in the previous financial year.

The expenditure was higher than all other previous months due to new appointments and high volume of payments made, however the overall underspending results mainly from Compensation of employees. Most of the contractual obligations were up to date and paid up to March 2023.

Programme 2: Investigation and Information Management

The Programme reported actual expenditure overall of R230 701 000 against the final appropriation of R231 296 000 which translated to 99.74% against the straight-line target of 100.00% as at the end of March 2023 with R595 000 underspending, however the spending was slightly lower if compared to the same period in the previous financial year. In the year under review the tools of trade for investigators such as investigative vehicles were prioritised.

The investigators were also provided with the hepatitis vaccine to prevent any form of virus that may be contacted during the execution of their work. Amongst the spending items which recorded high expenditure as compared to the previous financial year are communication, computer services, fleet services, travel and subsistence and machinery and equipment.

Programme 3: Legal and Investigation Advisory Services

The Programme reported a cumulated expenditure of R5 577 000 against the allocated final appropriated budget of R6 168 000, which translated to 90.42% against the straight-line target of 100.00% as at the end

of March 2023. This resulted in a deviation of 9.58% or R591 000 under the straight-line spending target. The underspending was mainly under compensation of employees following the resignation and the delays in filling the position of the Chief-Director: Legal Services.

Goods and services improved significantly in the financial year under review, with most of the expenditure on communication for the manager's cell phone and travel & subsistence for the legal workshops and Khaedu project. However, the Programme did not record any expenditure under training & development spending item unlike in the previous year.

Programme 4: Compliance Monitoring and Stakeholder Management

The Programme reported actual expenditure overall of R15 032 000 or 100.00% against the final appropriation of R15 032 000, this was against the straight-line target of 100.00% as at the end of March 2023. Goods and services improved in the financial year under review with most of the expenditure incurred in advertising, marketing and promotional materials. There was also recorded expenditure incurred on travel & subsistence for the Senior Management Services (SMS) Khaedu project.

Virements

Section 43 of the Public Financial Management Act (PFMA) was implemented for virements to mainly the projected shortfall in consultants: business and advisory services, computer services, minor assets, Information Communication and Technology (ICT) equipment and alignment of budget with organisational structure.

- An amount of R8 389 000 was moved from Programme 2: Investigation and Information Management` Compensation of employees to Programme 1: Administration within various economic classifications.
- An amount of R500 000 was moved from Programme 4. Compliance Monitoring and Stakeholders Management` compensation of

employees to Programme 1: Administration within the same economic classification.

- An amount of R1 000 000 was moved from Programme 3: Legal and Investigation Advisory Services` compensation of employees to Programme 1: Administration in machinery and equipment.
- An amount of R1 000 000 was moved from Programme 2: Investigation and Information Management` compensation of employees to Programme 4: Compliance Monitoring and Stakeholders Management` goods and services.

Roll Overs

The Department did not apply for roll over in the financial year under review.

Unauthorised Expenditure

The Department did not incur unauthorised expenditure in the previous financial year (2022/23). The balance in our financial statements is made of prior year's over expenditure in Programme 2 and 3 in the financial year 2008/09 and 2005/06 respectively. The submission with the required supporting documents to request an authorisation was submitted to Standing Committee on Public Accounts (SCOPA) through National Treasury for the Committee consideration. However, by the reporting date (31 March 2023), the approval for authorisation was not yet granted despite numerous follow-ups. The last follow up was done by the Department and responded to by National Treasury on the letter dated 16 January 2023.

Irregular Expenditure

During the period under review, the Department did not incur or register any irregular expenditure in the register.

Fruitless and Wasteful Expenditure

The Department has in the financial year under review incurred a total amount of R9 632.91 on various transactions consist of interest on overdue

Telkom account and traffic fines on the rented vehicles by officials. All identified transactions/cases were recorded in the Department` fruitless & wasteful expenditure register which was forwarded to the Financial Misconduct Committee (FMC) for assessment and recommendation on the appropriate action against the implicated officials.

Public Private Partnerships

The Department did not enter into any Public Private Partnership (PPP) transactions before and during the period under review (2022/2023).

Discontinued Key Activities / Activities to be Discontinued

The Department operates within its IPID Act No 1 of 2011 mandate and did not discontinue any of its functions as outlined in the Act during the year under review.

New or Proposed Key Activities

The Department did not implement any new or proposed activities in the year under review.

Supply Chain Management (SCM)

During the period under review, the Department did not receive any unsolicited bid proposal.

The Department appointed three bid committees (specifications, evaluation and adjudication) to facilitate the procurement of goods and services and also to provide advice on measures to prevent any possible irregular expenditure prior to the procurement. The developed and implemented payment checklist has also assisted the End Users to identify non-compliances with the applicable prescripts prior to processing of payment. Regular Budget Control Committee, workshops conducted on National Treasury directives and the implementation thereof, assisted in strengthening of internal controls. SCM team continued to encourage managers in various management meetings and other official platforms to report any suspected irregular expenditure transaction immediately to the relevant existing structures.

Challenges experienced in SCM and how they were resolved:

The functions in the SCM Unit were not aligned with National Treasury. The DPSA recommended SCM generic structure due to the capacity constraints and this has resulted in lack of segregations due to the same officials used for multi functions. The process to align and reorganise the SCM functions has started with the recruitment of Senior Manager within the Unit who assumed duties from the beginning of March 2023 to provide the strategic direction.

The majority of SCM practitioners have been provided with training on SCM procurement processes and other technical aspects of SCM that were previously identified as some of the challenges within the Unit.

Gifts and Donations received in kind from non-related parties

The Department received gifts and donation to the value of R42 000.00 from the African Policing Civilian Oversight Forum (APCOF), Sanlam and Consulate General of the Federal Republic of Nigeria.

Exemptions and Deviations Received from the National Treasury

The Department did not request or receive an exemption from National Treasury for the period under review.

Events after the Reporting Date

The position of National Head of Investigations was filled effective 01 July 2023.

Other


None.

Acknowledgement/s or Appreciation

Let me take this opportunity to thank our political principals including the oversight Committees for their support, leadership and oversight role. I also appreciate the continuous commitment made by IPID management, Staff and all our stakeholders.

Conclusion

The IPID continues to play a meaningful role in the promotion of a police service that is trusted by the community and operates in line with the spirit of the Constitution. The effective and efficient realization of this strategic objective is mainly dependent on the IPID's ability to be more proactive, innovative and responsive.



Ms DJ Ntlatseng

Accounting Officer

Independent Police Investigative Directorate

Date: 04 August 2023

6. STATEMENT OF RESPONSIBILITY AND CONFIRMATION OF ACCURACY FOR THE ANNUAL REPORT

To the best of my knowledge and belief, I confirm the following:

All information and amounts disclosed throughout the annual report are consistent.

The annual report is complete, accurate and is free from any omissions.

The annual report has been prepared in accordance with the guidelines on the annual report as issued by National Treasury.

The Annual Financial Statements (Part E) have been prepared in accordance with the modified cash standard and the relevant frameworks and guidelines issued by the National Treasury.


The Accounting Officer is responsible for the preparation of the annual financial statements and for the judgements made in this information.

The Accounting Officer is responsible for establishing and implementing a system of internal control that has been designed to provide reasonable assurance as to the integrity and reliability of the performance information, the human resources information and the annual financial statements.

The external auditors are engaged to express an independent opinion on the annual financial statements.

In my opinion, the annual report fairly reflects the operations, the performance information, the human resources information and the financial affairs of the department for the financial year ended 31 March 2023.

Yours faithfully



Accounting Officer

Ms DJ Ntlatseng

Date: 04 August 2023

7. STRATEGIC OVERVIEW

7.1 Vision



An effective independent investigative oversight body that ensures policing that is committed to promoting respect for the rule of law and human dignity.

7.2 Mission



To conduct independent, impartial and quality investigations of identified criminal offences allegedly committed by members of the South African Police Services (SAPS) and Municipal Police Services (MPS), and to make appropriate recommendations in line with the IPID Act, whilst maintaining the highest standard of integrity and excellence.

7.3 Values



The IPID adheres to the highest standards of ethical behaviour through the continuous application of our values. The following values are the core from which we operate and respond:

-  a) Independence and impartiality
-  b) Mutual respect and trust
-  c) Integrity and honesty
-  d) Transparency and openness
-  e) Equity and fairness
-  f) Courtesy and commitment

8. LEGISLATIVE AND OTHER MANDATES

Constitutional Mandate

Section 206(6) of the Constitution of the Republic of South Africa makes provision for the establishment of an independent police complaints body and stipulates that “On receipt of a complaint lodged by a provincial executive, an independent police complaints body established by national legislation must investigate any alleged misconduct of, or offence committed by, a member of the police services in the province.”

Legislative Mandates

The Independent Police Investigative Directorate (IPID) Act No. 1 of 2011 gives effect to the provision of Section 206(6) of the Constitution of the Republic of South Africa, ensuring independent oversight of the SAPS and MPS. The IPID resides under the Ministry of Police and functions independently of the SAPS.

The IPID Act empowers the Department to investigate offences listed hereunder, allegedly committed by the SAPS and the MPS members.

Section 28(1)(a)-(h) of the IPID Act:

- (1) Any death in police custody
- (2) Deaths as a result of police actions;
- (3) Complaints relating to the discharge of an official firearm by any police officer;
- (4) Rape by a police officer, whether the police officer is on or off duty;
- (5) Rape of any person in police custody;
- (6) Any complaint of torture or assault against a police officer in the execution of his or her duties;

- (7) Corruption matters within the police initiated by the Executive Director, or after a complaint from a member of the public or referred to the Department by the Minister, Member of Executive Council (MEC) or the Secretary for the Police Service;
- (8) Any other matter referred to the IPID as a result of a decision by the Executive Director or if so requested by the Minister, an MEC or the Secretary for the Police Service as the case may be.

Section 28 (2) of the IPID Act, 2011:

“the Department may investigate matters relating to systemic corruption involving the police”.

Section 33(3) of the IPID Act of 2011:

“any police officer who fails to comply with Section 29 is guilty of an offence and liable on conviction to a fine or to imprisonment for a period not exceeding two years”.

Other Mandates

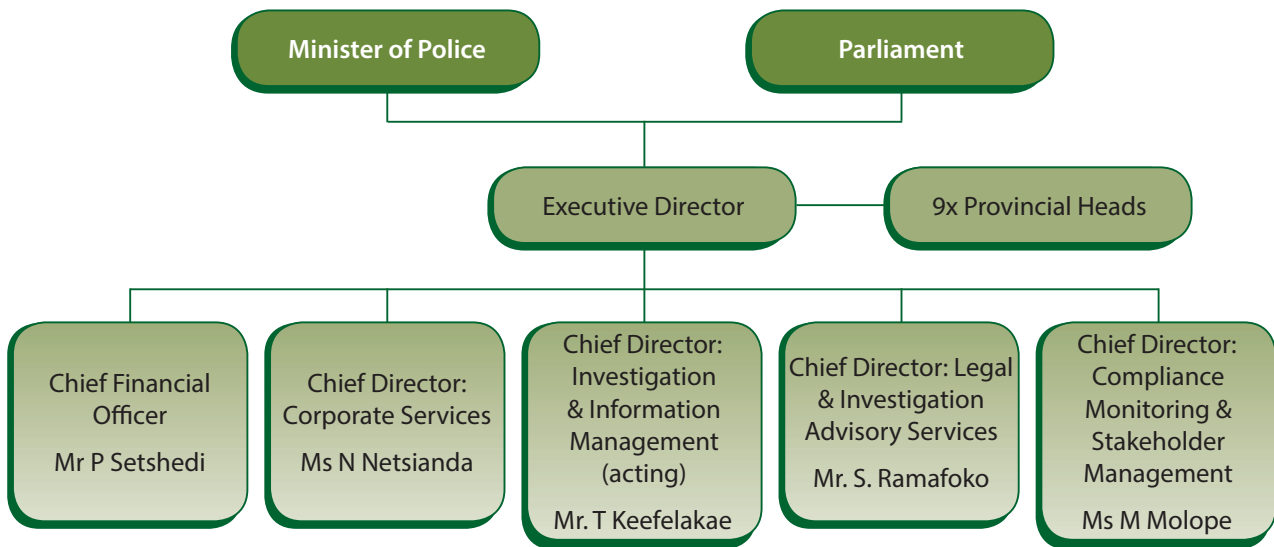
National Development Plan (NDP)

The core mandate of IPID contributes towards the realization of Chapter 12: building safer communities and Chapter 14: promoting accountability and fighting corruption.

Medium Term Strategic Framework (MTSF)

The IPID contributes to Priority 1: A capable, ethical and developmental state and Priority 6: social cohesion and safe communities.

9. ORGANISATIONAL STRUCTURE



10. ENTITIES REPORTING TO THE MINISTER.

The table below indicates the entities that report to the Minister.

Name of Entity	Legislative Mandate	Financial Relationship	Nature of Operations
South African Police Service (SAPS)	South African Police Service Act, 1995 (Act No. 68 of 1995)	None	To create a safe and secure environment for all people in South Africa
Civilian Secretariat for Police Service (CSPS)	Civilian Secretariat for Police Act, 2011 (Act No. 2 of 2011)	None	To provide technical advisory services to the Minister
Private Security Industry Regulatory Authority (PSIRA)	Private Security Industry Regulation Act, 2001 (Act No. 56 of 2001)	None	To provide for the regulation of the Private Security Industry



PART B: PERFORMANCE INFORMATION



1. AUDITOR GENERAL'S REPORT: PREDETERMINED OBJECTIVES

The Auditor General of South Africa (AGSA) currently performs certain audit procedures on the performance information to provide reasonable assurance in the form of an audit conclusion. The audit conclusion on the performance against predetermined objectives is included in the report to management, with material findings being

reported under the Predetermined Objectives heading in the Report on other legal and regulatory requirements section of the auditor's report.

Refer to page 158 of the Report of the Auditor General, published as Part F: Financial Information.

2. OVERVIEW OF DEPARTMENTAL PERFORMANCE

2.1 Service Delivery Environment

In the 2022/2023 financial year, the Department continued to play a significant role in contributing towards building safer communities as envisioned in the National Development Plan (NDP). The department's workload continues to increase due to inadequate human resources. There are 189 investigators across all provinces who are expected to investigate all registered complaints on alleged misconduct of police officers.

The Independent Police Investigative Directorate (IPID) has not met the number of personnel, both in core and support services, required to can effectively and efficiently execute its legislative mandate. This puts considerable pressure on the few human resources who have to deal with the heavy workload. The total establishment is 397 nationally. During the inception of IPID Act of 2011, a study was conducted in conjunction with the Department of Public Service and Administration (DPSA) and the outcome suggested a minimum of five hundred and thirty-five (535) posts in various function areas.

The limited resources make it difficult for IPID to reach all complainants and scenes of alleged police criminality which includes responding swiftly to crime scenes and investigations. In some provinces, it is near impossible to preserve the integrity of crime scenes due to the long distances travelled by IPID investigators to reach those crime scenes; one such example was the Northern Cape. As a result, investigators spend most of their time travelling rather than investigating. This situation affects the effectiveness of investigations.

In the period under review, nationally there were 17 988 active cases which includes 12 714 backlog and 5 274 newly registered cases with assault related complaints contributing 66%. Four provinces with high case workload were identified as hotspot provinces; Western Cape, Gauteng, KwaZulu-Natal and Eastern Cape. The total active cases for these four offices contribute 76% (13 659) to the total workload. By end of the reporting period, six (06) contract positions of investigators were created to assist with the increasing workload. The recruitment process is in progress.

In an effort to expand footprint and improve effective investigation of cases the department has established 12 new offices in Gauteng, KwaZulu-Natal and Northern Cape. This was achieved through collaboration with the provincial department of Community Safety.

2.2 Service Delivery Improvement Plan

For the period under review, the department didn't have an approved Service Delivery Improvement Plan (SDIP). The development of a new Service Delivery Improvement Plan is still in progress under the direction of the Department of Public Service Administration (DPSA). The department participated in a series of consultations conducted by the DPSA on anticipated amendments to the SDIP directive and guidelines. At the time of reporting, the directive had not yet been approved for implementation. However, the department has commenced with the review of service delivery model and service delivery charter.

2.3 Organisational Environment

The Chief Director Investigation and Information Management position became vacant from 01 December 2022 after being permanently transferred to the National Prosecuting Authority under the Investigating Directorate (ID). The recruitment and selection process to fill the position was still in progress by end the financial year.

2.4 Key Policy Developments and Legislative Changes

The amendment of the IPID Bill commenced in 2020/2021. The amendment is meant to ensure that the IPID would be operationally and structurally independent as set out in Judge Boshielo's watershed Constitutional Court judgement. The process of collating public comments was finalised before the end of the financial year.

3. PROGRESS TOWARDS ACHIEVEMENT OF INSTITUTIONAL IMPACTS AND OUTCOMES

As per the Strategic Plan 2020-2025, the Department has four outcomes for each Programme with five-year targets, that are aligned to the outcome indicators. The cumulative progress towards achievement of the five-year targets is outlined below:

Effective and efficient administrative support

The Department obtained a clean audit opinion for the 2022/2023 financial year and will continue to implement the auditor's recommendations to improve service delivery efficiencies to ensure impact is realised.

The Department had targeted to fill 90% of position within six months of become vacant. During the period under review the progress that was made towards attainment of the targets is 13% (6/46). The recruitment process for 2022/23 commenced late in the year due to late approval of the organisational structure, the advertisement of posts that were re-prioritised started in July 2022. A Standard Operating Procedure for Recruitment of Selection processes and an Executive Director (ED) Directive were developed and circulated to panel members to enhance the recruitment and selection procedures.

Reduced level of police criminality and misconduct

The Department received responses on 3 139 cases where the National Prosecuting Authority (NPA) has made a decision on the case. The five-year

target of 2 500 is exceeded by 639. A total of 1 329 disciplinary recommendations were initiated by the police service against a five-year target of 2 500. The shortfall is 1 171 to achieve the five-year target. There's a need to strengthen monitoring processes to ensure that the recommendations are initiated within stipulated timeframes. The disciplinary actions that were finalised by end of the period under review is 1 663. The shortfall is 337 to achieve the five-year target of 2 000. Performance is on track towards the achievement of the five-year target.

Department's legal interests protected

During the period under review, legal advice that resulted in resolved investigation challenges is at 96.8% (31/32). The reduction of legal claims against the department is at 36% (R18 178 000.00/49 853 000). The five-year target of 10% is exceeded by 26%. The significant reduction was as a result of matters that were dormant for over three years. Such matters were removed from the contingent liability list in line with the approved Contingent Liabilities Policy.

Strengthened Stakeholder Relations

The implementation of Communications and Stakeholder Management Strategy is at 39% (27/69). A significant progress has been made towards achievement of the target of 60% by 2024/2025. The 3 months long Radio Campaign on various languages reached about 12 million South Africans, three one-hour slots through the Government Communication

and Information System (GCIS) Community Radio Network livestreamed on 18 Community Radio Stations countrywide. Media engagements through interviews on various platforms to promote IPID, (e.g.) eNCA has a viewership of 3 million. 167 formal engagements were conducted countrywide.

4. INSTITUTIONAL PROGRAMME PERFORMANCE INFORMATION

To effectively and efficiently deliver on our mandate, our activities and priorities are organized according to the following budget programmes:

- Programme 1: Administration
- Programme 2: Investigation and Information Management
- Programme 3: Legal and Investigation Advisory Services
- Programme 4: Compliance Monitoring and Stakeholder Management

4.1 Programme 1: Administration

Purpose: Provide strategic leadership, management and support services to the Department. The Programme's activities are guided by the following key legislative framework; Public Finance Management Act (PFMA), Preferential Procurement

Policy Framework Act (PPFA), Treasury Regulations, Public Service Act (PSA), Public Service Regulations (PSR), Labour Relations Act, Skills Development Act, Employment Equity Act, Basic Conditions of Employment Act, Government Immovable Asset Management Act (GIAMA), National Archives Act, Minimum Information Security Standards (MISS), Public Administration Management Act (PAMA), Promotion of Access to Information Act (PAIA) and etc.

The Programme has one outcome: effective and efficient administrative support. It consists of the following five sub-programmes:

- Departmental Management provides strategic leadership, overall management and strategic reporting of the Directorate and ensures overall compliance with all relevant prescripts through the following two (02) components:

Components	Purpose
Executive Support	Provides strategic support to the Executive Director of the IPID. It also provides administrative, logistical and secretariat services and coordination of activities in the Office of the Executive Director.
Corporate Governance	Provides risk and ethics management services and ensures compliance with laws, regulations and other prescripts.

- Internal Audit provides assurance and consulting services by conducting risk based audit reviews and performing ad-hoc requests.
- Finance Services ensures the establishment and implementation of strategic finance pertaining

to sound financial management, accounting, procurement, provisioning and related internal controls in compliance with relevant legislative requirements. The sub-programme consists of the following components:

Components	Purpose
Office of the Chief Financial Officer	Provides strategic support to the Executive Director and core service delivery Programmes, pertaining to finance services of the Department. The Component provides effective leadership and ensures the establishment and implementation of strategic finance, for the achievement of departmental objectives. This Component provides leadership to the Finance, Supply Chain Management (SCM) and Asset Management components. This component also provides strategic support in the implementation of relevant IPID Act financial management imperatives.

Components	Purpose
Finance	Provides for the establishment and implementation of sound financial management, expenditure and budgetary management, accounting services, cash-flow management, financial reporting and related internal control systems in compliance with relevant legislative requirements. It also assists the Executive Director in implementing the legislative imperatives as provided for in section 7(1)(a), section 7(1)(b); section 31(1)(a) and section 32(2)(a) of the IPID Act. It provides critical finance support to all service delivery units within the department for the achievement of departmental objectives.
Supply-Chain and Asset Management	Provides for the establishment and implementation of provisioning, procurement, asset management and related internal control systems, in compliance with relevant legislative requirements. It provides critical supply-chain and asset management services to the Department and renders efficient provisioning services which contribute towards the attainment of departmental objectives.

d) Corporate Services provides support services to the Department as a whole through the following components:

Components	Purpose
Human Resources Management and Development Services	Provides human resources management and development services through the development of human resource policies and strategies. It ensures the alignment of the organisational structure to the Strategic Plan. It is responsible for rendering efficient and effective human resource administration services. It promotes the optimal development and utilisation of human resources and co-ordinates the employee health and wellness programme.
Labour Relations	Manages labour related issues by coordinating orderly collective bargaining and effective resolution of employee labour disputes.
Information Communication Technology	Provides communication services by developing, implementing and maintaining Information Communication Technology Strategy and advisory services. It is responsible for development and implementation of a Master System Plan and Strategy for Information System Security. It develops, manages and co-ordinates website, intranet and integrated ICT infrastructure. It also provides Business Continuity services.
Auxiliary Services	Provides record management services, manage fleet services, render switchboard services, render messenger services and oversee the rendering of cleaning services. It also provides overall services related to activities and costs of office accommodation for the Department as a whole. This includes managing Service Level Agreement with Department of Public Works regarding the renting of new property and maintenance of existing property.
Vetting Services	Provides pre-employment screening as well as information gathering for existing employees in order to obtain security clearances in line with the IPID Act.
Security Management	Provides security management services by developing and supporting the implementation of security policies, systems and procedures. It provides access security, information security and physical security and monitors the implementation of information technology policies based on Minimum Information Security Standards, Minimum Physical Security Standards and the Occupational Health and Safety Act.
Strategy and Performance Monitoring	Is responsible for implementing effective organisational strategic planning, performance monitoring and reporting processes in line with relevant legislations. It also conducts evaluation to improve department's performance.

e) Office Accommodation houses the devolved funds which are appropriated for office accommodation and related costs. The Auxiliary Services component performs the management of IPID facilities.

Outcomes, Outputs, Outcome Indicators, Targets and Actual Achievements

Programme 1: Administration									
Outcome	Output	Output Indicator	Audited Actual Performance 2020/2021	Audited Actual Performance 2021/2022	Planned Annual Target 2022/2023	Actual Achievement 2022/2023	Deviation from planned target to Actual Achievement 2022/2023	Reasons for deviations	
Effective and efficient administrative support	Implementation of ICT Plan	Percentage implementation of ICT Infrastructure Plan per year	12% (8)	78% (29)	60%	70% (35/50)	10%	Target is exceeded due to additional funding that was allocated to ICT projects.	
	Implementation of Internal Audit Plan	Percentage implementation of annual Internal Audit Plan per year	90% (18)	91% (30)	90%	97% (31/32)	7%	Target is exceeded due implementation of catch-up plan and an ad-hoc project.	
	Implementation of risk mitigation strategies	Percentage implementation of risk mitigation strategies per year	57% (13)	63% (15)	70%	65% (17/26)	-5%	Target is not achieved due to some of the mitigations being partially implemented, dependency on external stakeholders and others were still at a planning phase.	
	Filling of vacant posts	Percentage vacancy rate per year	11.5% (45)	8.69% (34)	10%	9% (37/397)	1%	Target is exceeded due to implementation of catch-up plan.	
	Youth empowerment	Percentage implementation of Youth Development Strategy	New indicator	80%	80%	92% (22/24)	12%	Target exceeded due to implementation of catch-up plan.	

Programme 1: Administration								
Outcome	Output	Output Indicator	Audited Actual Performance 2020/2021	Audited Actual Performance 2021/2022	Planned Annual Target 2022/2023	Actual Achievement 2022/2023	Deviation from planned target to Actual Achievement 2022/2023	Reasons for deviations
	Youth empowerment	Percentage representation of youth in the department per year	New indicator	New Indicator	19%	13% (46/360)	-6%	Target is not achieved due to limited vacant posts at salary level 5-12 to attract youth. The recruitment and selection process for 14 positions that became vacant from December 2022 was still in progress by end of the financial year.
	Women empowerment	Percentage representation of women at senior management service (SMS) per year	New indicator	New indicator	50%	57% (17/30)	7%	Target achieved
	People living with disability empowered	Percentage representation of persons living with disabilities in the department per year	New indicator	New indicator	3%	2% (8/360)	-1%	Target is not achieved. The recruitment strategy for salary level 5 - 12 is internal, thus no additional people with disability to be appointed.
	Women Empowerment	Percentage procurement of goods and services from women-owned enterprises per year	New indicator	New indicator	30%	26% (R19.7m / R75.2m)	-4%	Target is not achieved. A bulk procurement to the value of R7.1 million of motor vehicles that were procured through the Treasury RT Contract had an impact on the performance and none of the service providers met the criteria.

Linking performance with budgets

The Programme reported actual expenditure overall of R107 701 000 against the adjusted appropriation of R111 033 000 which translates to 97.00% against the straight line target of 100.00% as at the end of 31 March 2023. This resulted in a deviation of 3.00% which translates to R3 332 000 underspending, however the spending was higher if compared to the same period in the previous financial year.

The expenditure was higher than all other previous months due to new appointments and high volume of payments made, however the overall underspending results mainly from Compensation of Employees. Most of the contractual obligations were up to date and paid up to March 2023.

Sub-programme expenditure

Sub- Programme Name	2021/2022			2022/2023		
	Final Appropriation	Actual Expenditure	(Over)/ Under Expenditure	Final Appropriation	Actual Expenditure	(Over)/ Under Expenditure
	R'000	R'000	R'000	R'000	R'000	R'000
Department Management	16 249	15 691	558	21 681	20 833	848
Internal Audit	5 429	4 804	625	5 679	5 156	523
Finance Services	23 873	21 094	2 779	22 104	21 315	789
Corporate Services	39 445	38 441	1004	46 395	45 223	1 172
Office Accommodation	14 634	14 634	-	15 174	15 174	-
Total	99 630	94 664	4 966	111 033	107 701	3 332

Strategy to overcome areas of under performance

- The outstanding risk mitigations will be deferred to the new financial year and progress will continue to be monitored regularly.
- Entry level posts will be advertised internally, to accommodate the interns who fall within the youth category in order to increase youth representation in the Department.
- Vacant positions that will be advertised externally will also target people living with disability.
- SCM Policy was reviewed to give preference to the historically disadvantaged individuals which will empower enterprises owned by women.



4.2 Programme 2: Investigation and Information Management

Purpose: Coordinate and facilitate the Department's investigation processes through the development of policy and strategic frameworks that guide and report on investigations.

The programme has one outcome: reduced level of police criminality and misconduct. It consists of the following three sub-programmes:

- a) Investigation Management develops and maintains investigation systems, procedures, norms, standards and policies in line with the IPID Act (2011) and other relevant prescripts.
- b) Investigation Services manages and conducts investigations in line with provisions in the IPID Act (2011)
- c) Information Management manages information and knowledge-management services through the development and maintenance of a Case Flow Management System and database, analyses and compiles statistical information.

Outcomes, Outputs, Outcome Indicators, Targets and Actual Achievements

Programme 2: Investigation and Information Management								
Outcome	Output	Output Indicator	Audited Actual Performance 2020/2021	Audited Actual Performance 2021/2022	Planned Annual Target 2022/2023	Actual Achievement 2022/2023	Deviation from planned target to Actual Achievement 2022/2023	Reasons for deviations
Reduced level of police criminality and misconduct	Stakeholder Report	Number of investigations of death in police custody that are decision-ready per year	195	120	80	196	116	Target is exceeded. During planning for the 2022/2023 targets were revised downward considering the challenges that were being encountered during the COVID-19 pandemic; however, performance was optimised to ensure service delivery and reduction of backlog.
	Stakeholder Report	Number of investigations of death as a result of police action that are decision-ready per year	259	220	240	246	6	Target is exceeded. During planning for the 2022/2023 targets were revised downward considering the challenges that were being encountered during the COVID-19 pandemic; however, performance was optimised to ensure service delivery and reduction of backlog.

Programme 2: Investigation and Information Management								
Outcome	Output	Output Indicator	Audited Actual Performance 2020/2021	Audited Actual Performance 2021/2022	Planned Annual Target 2022/2023	Actual Achievement 2022/2023	Deviation from planned target to Actual Achievement 2022/2023	Reasons for deviations
	Stakeholder Report	Number of investigations of discharge of an official firearm by a police officer that are decision-ready per year	413	370	370	498	128	Target is exceeded. During planning for the 2022/2023 targets were revised downward considering the challenges that were being encountered during the COVID-19 pandemic; however, performance was optimised to ensure service delivery and reduction of backlog.
	Stakeholder Report	Number of investigations of rape by a police officer that are decision-ready per year	81	70	30	101	71	Target is exceeded. During planning for the 2022/2023 targets were revised downward considering the challenges that were being encountered during the COVID-19 pandemic; however, performance was optimised to ensure service delivery and reduction of backlog.

Programme 2: Investigation and Information Management

Outcome	Output	Output Indicator	Audited Actual Performance 2020/2021	Audited Actual Performance 2021/2022	Planned Annual Target 2022/2023	Actual Achievement 2022/2023	Deviation from planned target to Actual Achievement 2022/2023	Reasons for deviations
	Stakeholder Report	Number of investigations of rape while in police custody that are decision-ready per year	17	6	1	4	3	Target is exceeded. During planning for the 2022/2023 targets were revised downward considering the challenges that were being encountered during the COVID-19 pandemic; however, performance was optimised to ensure service delivery and reduction of backlog.
	Stakeholder Report	Number of investigations of torture that are decision-ready per year	137	80	80	148	68	Target is exceeded. During planning for the 2022/2023 targets were revised downward considering the challenges that were being encountered during the COVID-19 pandemic; however, performance was optimised to ensure service delivery and reduction of backlog.

Programme 2: Investigation and Information Management								
Outcome	Output	Output Indicator	Audited Actual Performance 2020/2021	Audited Actual Performance 2021/2022	Planned Annual Target 2022/2023	Actual Achievement 2022/2023	Deviation from planned target to Actual Achievement 2022/2023	Reasons for deviations
	Stakeholder Report	Number of investigations of assault that are decision-ready per year	2 468	2 000	2000	2 565	565	Target is exceeded. During planning for the 2022/2023 targets were revised downward considering the challenges that were being encountered during the COVID-19 pandemic; however, performance was optimised to ensure service delivery and reduction of backlog.
	Stakeholder Report	Number of investigations of corruption that are decision-ready per year	52	70	70	52	-18	Target is not achieved due to complexity of corruptions cases; the investigation takes longer to complete.
	Stakeholder Report	Number of investigations of other criminal and misconduct matters referred to in section 28 (1)(h) of IPID Act that are decision-ready per year	19	10	30	130	100	Target is exceeded. During planning for the 2022/2023 targets were revised downward considering the challenges that were being encountered during the COVID-19 pandemic; however, performance was optimised to ensure service delivery and reduction of backlog.

Programme 2: Investigation and Information Management

Outcome	Output	Output Indicator	Audited Actual Performance 2020/2021	Audited Actual Performance 2021/2022	Planned Annual Target 2022/2023	Actual Achievement 2022/2023	Deviation from planned target to Actual Achievement 2022/2023	Reasons for deviations
	Stakeholder Report	Number of investigations of offences referred to in section 33 of the IPID Act that are decision-ready per year	36	5	15	30	15	Target is exceeded. During planning for the 2022/2023 targets were revised downward considering the challenges that were being encountered during the COVID-19 pandemic; however, performance was optimised to ensure service delivery and reduction of backlog.
	Stakeholder Report	Number of approved systemic corruption investigations that are decision-ready per year	2	2	1	2	1	Target is exceeded. Investigation for a case that was registered in the current financial year was prioritised and concluded within the financial year.
	Referral Report	Percentage of dockets referred to the National Prosecuting Authority within 30 days of being signed off per year	90% (1 703/1 887)	90%	90%	96% (1 999/2 093)	6%	Target is exceeded due to improved monitoring processes.

Programme 2: Investigation and Information Management									
Outcome	Output	Output Indicator	Audited Actual Performance 2020/2021	Audited Actual Performance 2021/2022	Planned Annual Target 2022/2023	Actual Achievement 2022/2023	Deviation from planned target to Actual Achievement 2022/2023	Reasons for deviations	
	Recommendation Report	Percentage of recommendation reports referred to the South African Police Service and Municipal Police Services within 30 days of being signed-off per year	90% (1 989/ 2 220)	90%	90%	92% (2 132/2 318)	2%	Target is exceeded due to improved monitoring processes.	

Linking performance with budgets

The Programme reported actual expenditure overall of R230 701 000 against the final appropriation of R231 296 000 which translated to 99.74% against the straight-line target of 100.00% as at the end of March 2023 with R595 000 underspending, however the spending was slightly lower if compared to the same period in the previous financial year.

Amongst the spending items which recorded high expenditure as compared to the previous financial year are communication, computer services, fleet services, travel and subsistence and machinery and equipment.

Sub-programme expenditure

Sub- Programme Name	2021/2022			2022/2023		
	Final Appropriation	Actual Expenditure	(Over)/Under Expenditure	Final Appropriation	Actual Expenditure	(Over)/Under Expenditure
	R'000	R'000	R'000	R'000	R'000	R'000
Investigation Management	6 736	6 736	-	9 087	8 663	424
Investigation Services	223 846	223 846	-	217 723	217 610	113
Information Management	4 445	4 445	-	4 486	4 428	58
Total	235 027	235 027	-	231 296	230 701	595

Strategy to overcome areas of under performance

- The National Specialised Investigation Team (NSIT) will assist with investigation of corruption cases.



4.3 Programme 3: Legal and Investigation Advisory Services

Purpose: Manage and facilitate the provision of investigation advisory services. Provide legal, civil and labour litigation services.

The programme has one outcome: department's legal interests protected. It consists of the following three (3) sub-programmes:

- a) Legal Support and Administration manages the Directorate's legal obligations by developing and maintaining systems, procedures and standards to assist, guide and direct legal support within the Directorate.
- b) Litigation Advisory Services coordinates civil and labour litigation. Other key activities and outputs include drafting and reviewing contracts and service level agreements.
- c) Investigation Advisory Services provides support during and after investigations, provides legal guidance to investigators and also facilitates the granting of policing powers.

Outcomes, Outputs, Outcome Indicators, Targets and Actual Achievements

Programme 3: Legal and Investigation Advisory Services								
Outcome	Output	Output Indicator	Audited Actual Performance 2020/2021	Audited Actual Performance 2021/2022	Planned Annual Target 2022/2023	Actual Achievement 2022/2023	Deviation from planned target to Actual Achievement 2022/2023	Reasons for deviations
Department's legal interests protected	Documented legal advice	Percentage of legal advice provided to investigators within 2 working days of receipt per year	100% (9)	95%	95%	92% (11/12)	-3%	Target is not achieved. The performance was off track during the second quarter due to non-availability of responsible officials. All requests received in other quarters were finalised within the timeframe.
	Documented legal advice	Percentage of legal advice provided to the Department within 30 working days of receipt per year	86% (18/21)	70%	70%	100% (8/8)	30%	Target is exceeded due to prioritisation of requests that were received.
	Appointment letter of State Attorney	Percentage of litigation matters referred with instructions to the state attorney within 10 working days of receipt per year	100% (18/18)	100%	100%	100% (18/18)	-	Target achieved
	Signed contracts	Percentage of contracts and service level agreements finalised within 30 working days of request per year	100% (16/16)	90%	90%	100% (13/13)	10%	Target is exceeded due to urgency of requests that were received.

Linking performance with budgets

The Programme reported actual expenditure overall of R5 577 000 against the allocated final appropriated budget of R6 168 000, which translated to 90.42% against the straight line target of 100.00% as at the end of March 2023. This resulted in a deviation of 9.58% or R591 000 under the straight line spending target. The underspending was mainly under compensation of employees following the resignation and the delays in filling the position of the Chief-Director: Legal Services.

Goods and services improved significantly this financial year, with most of the expenditure on communication for the manager's cell phone and travel & subsistence for the legal workshops and Khaedu project. However, the Programme did not record any expenditure under training & development spending item unlike in the previous year.

Sub-programme expenditure

Sub- Programme Name	2021/2022			2022/2023		
	Final Appropriation	Actual Expenditure	(Over)/Under Expenditure	Final Appropriation	Actual Expenditure	(Over)/Under Expenditure
	R'000	R'000	R'000	R'000	R'000	R'000
Legal Support and Administration	1 995	1 902	93	1 146	975	171
Litigation Advisory Services	1 974	1 974	-	2 449	2 029	420
Investigation Advisory Services	2 465	2 439	26	2 573	2 573	-
Total	6 434	6 315	119	6 168	5 577	591

Strategy to overcome areas of under performance

- Measures are put in place to ensure that Legal Services officials are also available on mobile to ensure that legal advice is not delayed.



4.4 Programme 4: Compliance Monitoring and Stakeholder Management

Purpose: Monitor and evaluate the relevance and appropriateness of recommendations made to the South African Police Service and Municipal Police Services in terms of the Independent Police Investigative Directorate Act, 2011.

The programme has one outcome: strengthened stakeholder relations. It consists of the following two sub-programmes:

- a) Compliance Monitoring monitors and evaluates the quality of recommendations made and responses received on such recommendations from the South African Police Service (SAPS), Municipal Police Service (MPS) and National Prosecuting Authority (NPA) in compliance with the reporting obligations in terms of the IPID Act, 2011.
- b) Stakeholder Management manages relations and liaises with the Directorate's key stakeholders such as the South African Police Service, Municipal Police Services, Civilian Secretariat for Police, National Prosecuting Authority, the Special Investigating Unit, the Public Protector of South Africa, the State Security Agency and civil society organisations, in line with the requirements of the IPID Act.

Outcomes, Outputs, Outcome Indicators, Targets and Actual Achievements

Programme 4: Compliance Monitoring and Stakeholder Management									
Outcome	Output	Output Indicator	Audited Actual Performance 2020/2021	Audited Actual Performance 2021/2022	Planned Annual Target 2022/2023	Actual Achievement 2022/2023	Deviation from planned target to Actual Achievement 2022/2023	Reasons for deviations	
Strengthened Stakeholder Relations	Stakeholder engagement	Number of formal engagements held with key stakeholders per year	153	166	166	167	1		
	Media management	Number of media programmes held per year	New indicator	4	6	6	0		
	Stakeholder engagement	Number of station lecture awareness trainings conducted per year	46	New indicator	40	71	31	Target is exceeded due to the SMS deployment programme to all provinces.	
Reduced level of police criminality and misconduct	Analysis register	Percentage of recommendations referred to the SAPS and MPS that are analysed per year	New indicator	80%	80%	99%	19%	Target is exceeded due to regular monitoring.	
	Analysis register	Percentage of criminal referrals forwarded to the NPA that are analysed per year	New indicator	80%	80%	100%	20%	Target is exceeded due to regular monitoring.	
	Analysis register	Percentage of responses from the SAPS and MPS that are analysed within 30 days of receipt per year	74% (298)	60%	70%	79%	9%	Target is exceeded due to regular monitoring.	
	Analysis register	Percentage of responses from the NPA that are analysed within 30 days of receipt per year	68% (497)	60%	70%	95%	25%	Target is exceeded due to regular monitoring.	

Programme 4: Compliance Monitoring and Stakeholder Management

Outcome	Output	Output Indicator	Audited Actual Performance 2020/2021	Audited Actual Performance 2021/2022	Planned Annual Target 2022/2023	Actual Achievement 2022/2023	Deviation from planned target to Actual Achievement 2022/2023	Reasons for deviations
	Implementation of Access and Awareness Rural Strategy	Percentage implementation of Access and Awareness Rural Strategy per year	New indicator	60%	60%	29% (2/7)	-31%	Target is not achieved. Implementation of some activities delayed and could not be finalised by end of the financial year.

Linking performance with budgets

The Programme reported actual expenditure overall of R15 032 000 or 100.00% against the final appropriation of R15 031 000, this was against the straight-line target of 100.00% as at the end of March 2023.

Goods and services improved in this financial year with most of the expenditure incurred in advertising, marketing, and promotional materials. There was also recorded expenditure incurred on travel & subsistence for the SMS Khaedu project.

Sub-programme expenditure

Sub- Programme Name	2021/2022			2022/2023		
	Final Appropriation	Actual Expenditure	(Over)/Under Expenditure	Final Appropriation	Actual Expenditure	(Over)/Under Expenditure
	R'000	R'000	R'000	R'000	R'000	R'000
Compliance Monitoring	6 416	5 944	472	6 115	6 114	1
Stakeholder Management	6 271	5 958	313	8 917	8 917	-
Total	12 687	11 902	785	15 032	15 031	1

Strategy to overcome areas of under performance

- Internal collaborations will be enhanced to ensure implementation of shared activities that are in the Plan.

Table 2.4.4.1:

The Department did not review the originally tabled Annual Performance Plan in the year under review.

Programme / Sub-programme:									
Outcome	Output	Output Indicator	Audited Actual Performance 20WW/20XX	Audited Actual Performance 20XX/20YY	Planned Annual Target 20YY/20ZZ	*Actual Achievement 20YY/20ZZ until date of re-tabling	Deviation from planned target to Actual Achievement 20YY/20ZZ	Reasons for deviations	Reasons for revisions to the Outputs / Output indicators / Annual Targets
N/A	N/A	N/A	N/A	N/A	N/A	N/A	N/A	N/A	N/A
The Department did not review the originally tabled Annual Performance Plan in the year under review									

Performance in relation to Standardised Outputs and Output Indicators for Sectors with Concurrent Functions

The Department does not have standardised outputs indicators for the sector.

Reporting on the Institutional Response to the COVID-19 Pandemic

The Department did not have any procurement of either goods or services relating to the COVID-19 pandemic. The initial budget that was allocated for the financial year 2022/2023 was then reprioritized.

Table: Progress on Institutional Response to the COVID-19 Pandemic

Budget Programme	Intervention	Geographic location (Province/District/local municipality) (Where Possible)	No. of beneficiaries (Where Possible)	Disaggregation of Beneficiaries (Where Possible)	Total budget allocation per intervention (R'000)	Budget spent per intervention	Contribution to the Outputs in the APP (where applicable)	Immediate outcomes
Nil	N/A	N/A	N/A	N/A	N/A	N/A	N/A	N/A
The Department in the year under review did not incur any expenditure on the Covid-19 pandemic related services.								

5. TRANSFER PAYMENTS

Not applicable to the Department.

6. CONDITIONAL GRANTS

Not applicable to the Department.

7. DONOR FUNDS

Not applicable to the Department.

8. CAPITAL INVESTMENT

Not applicable to the Department.



9. STATISTICAL REPORT ON INVESTIGATIONS

9.1 INTRODUCTION

The purpose of this report is to outline the investigative activities of the Independent Police Investigative Directorate (IPID) for the 2022/2023 financial year. The report details the number and type of cases investigated, recommendations made as well as the outcome of those recommendations in accordance with section 9(n) of the IPID Act read with section 28 thereof.

9.2 THE MANDATE OF THE IPID IN RESPECT OF INVESTIGATIONS AND RECOMMENDATIONS

In terms of Section 28(1) of the IPID Act 1 of 2011, the IPID is obligated to investigate the following matters:

- (a) any deaths in police custody;
- (b) deaths as a result of police actions;
- (c) any complaint relating to the discharge of an official firearm by any police officer;
- (d) rape by a police officer, whether the police officer is on or off duty;
- (e) rape of any person while that person is in police custody;
- (f) any complaint of torture or assault against a police officer in the execution of his or her duties;
- (g) corruption matters within the police initiated by the Executive Director on his or her own, or after the receipt of a complaint from a member of the public, or referred to the Directorate by the Minister, an MEC or the Secretary, as the case may be; and
- (h) any other matter referred to it as a result of a decision by the Executive Director, or if so requested by the Minister, an MEC or the Secretary as the case may be, in the prescribed manner.

In terms of Section 28(2) of the IPID Act 1 of 2011, the IPID may investigate matters relating to systemic corruption involving the police.

In addition to the above provision of the IPID Act 1 of 2011, Section 29 of the Act places an obligation on members of the South African Police Service (SAPS) and Municipal Police Service (MPS), to report all matters referred to in Section 28(1)(a) to (g) to the IPID immediately upon becoming aware of such a matter and within 24 hours, forward the said report in writing to the IPID. After investigation the IPID makes appropriate recommendations to the SAPS/MPS which in turn must initiate disciplinary proceedings in compliance with Section 30 of the Act. The SAPS is required in terms of Section 30 to report to the Minister of Police on the recommendations forwarded to it by the IPID. The IPID is further required in terms of Section 7 of the Act to refer recommendations to the Director of Public Prosecutions (DPP) and report to the Minister of Police on such recommendations and the outcome thereof.

9.3 Section A: Case Intake in Terms of the IPID Mandate

The following is a statistical breakdown of the cases the Department received, the recommendations referred, and the outcome of cases investigated during the period under review.

A total of 5 274 cases were reported to the IPID during the reporting period. The majority of the cases reported were within Section 28(1) (a) to (h). Of these, 3 354 were assault cases, 710 were cases of complaints of discharge of an official firearm(s), 393 were cases of deaths as a result of police action followed by 221 cases of deaths in police custody.

The following is a statistical breakdown of cases that were received during the period under review.

Table 1(a): Annual intake for the period under review	Incident(s)
Section 28(1)(a)-deaths in police custody	221
Section 28(1)(b)-deaths as a result of police action	393
Section 28(1)(c)-complaints of discharge of an official firearm(s)	710
Section 28(1)(d)-rape by police officer	122
Section 28(1)(e)-rape in police custody	4
Section 28(1)(f)-torture	228
Section 28(1)(f)-assault	3 354
Section 28(1)(g)-corruption	71
Section 28(1)(h)-other criminal matter and misconduct	144
Section 28(2)-systemic corruption	1
Non-compliance with Section 29 of IPID Act	26
Total	5 274*

*This number refer to cases against both the SAPS and MPS

Table 1 (b) shows an increase in the number of cases reported when compared with the previous financial year 2021/2022. The IPID has experienced an overall decrease of 0.4% compared to the previous financial year intake.

Table 1(b): Annual intake comparisons	2021/2022	2022/2023	Percentage changes
Section 28(1)(a)-deaths in police custody	223	221	-1%
Section 28(1)(b)-deaths as a result of police action	410	393	-4%
Section 28(1)(c)-complaint of the discharge of official firearm(s)	744	710	-5%
Section 28(1)(d)-rape by police officer	99	122	23%
Section 28(1)(e)-rape in police custody	2	4	100%
Section 28(1)(f)-torture	192	228	19%
Section 28(1)(f)-assault	3 407	3 354	-2%
Section 28(1)(g)-corruption	59	71	20%
Section 28(1)(h)-other criminal matter	124	144	16%
Section 28(2)-systemic corruption	-	1	100%
Non-compliance with Section 29 of IPID Act	35	26	-26%
Total	5 295*	5 274*	0%

*Rounding off of percentages

The IPID investigated 4 969 cases which involved the SAPS members and 90 cases involving the MPS on various criminal offences. The remaining 215 cases where neither SAPS and MPS were involved in the offences.

Table 1(c): Annual intake for the period under review	SAPS	MPS	Inmate(s) / Civilian(s)	Himself/ herself	Natural courses
Section 28(1)(a)-deaths in police custody	10	-	85	61	65
Section 28(1)(b)-deaths as a result of police action	380	13	-	-	-

Table 1(c): Annual intake for the period under review	SAPS	MPS	Inmate(s) / Civilian(s)	Himself/ herself	Natural courses
Section 28(1)(c)-complaint of the discharge of official firearm(s)	686	24	-	-	-
Section 28(1)(d)-rape by police officer	118	4	-	-	-
Section 28(1)(e)-rape in police custody	-	-	4	-	-
Section 28(1)(f)-torture	226	2	-	-	-
Section 28(1)(f)-assault	3316	38	-	-	-
Section 28(1)(g)-corruption	66	5	-	-	-
Section 28(1)(h)-other criminal matter	140	4	-	-	-
Section 28(2)-systemic corruption	1	-	-	-	-
Non-compliance with Section 29 of IPID Act	26	-	-	-	-
Total	4 969	90	89	61	65

*Inmate(s)/civilian(s) committed further crimes while in police cells

Figure 1 below is a diagrammatic representation of the SAPS and the MPS.

Figure 1

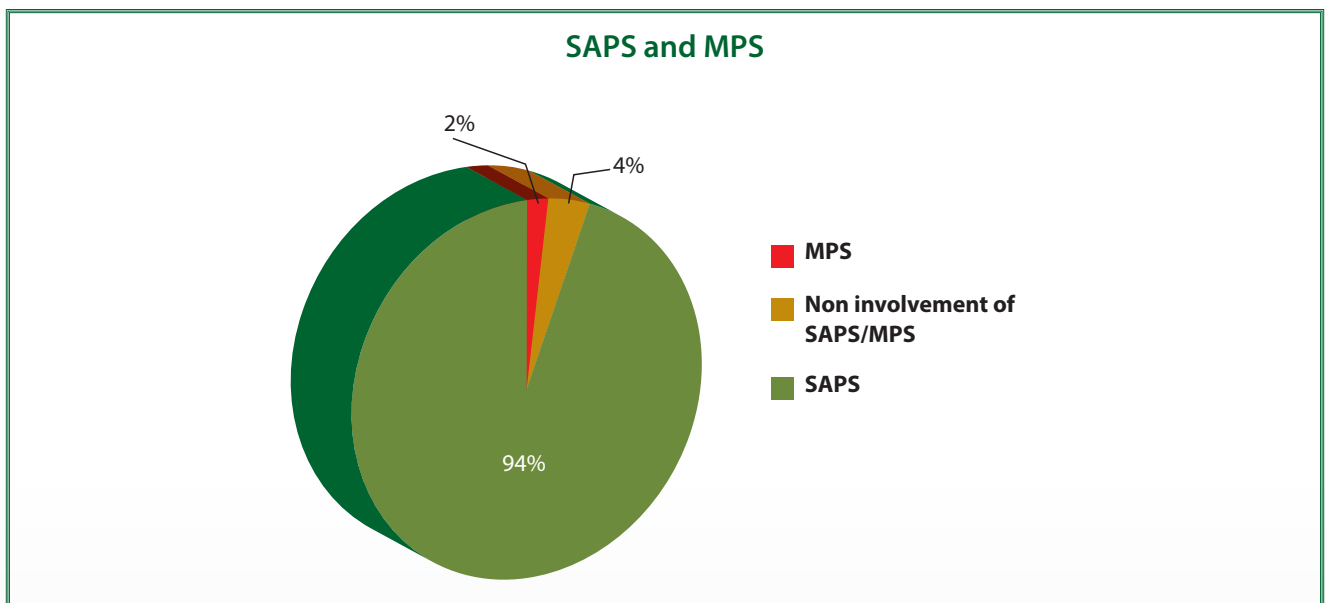


Figure 2 below shows the percentage of cases reported as per Section 28 and 33 of the IPID Act. Most cases reported were related to allegations of assault (64%), followed by complaints of discharge of an official firearm (14%), death as a result of police action (8%) and death in police custody (4%). This means that the majority of resources were spent investigating assault cases.

Figure 2

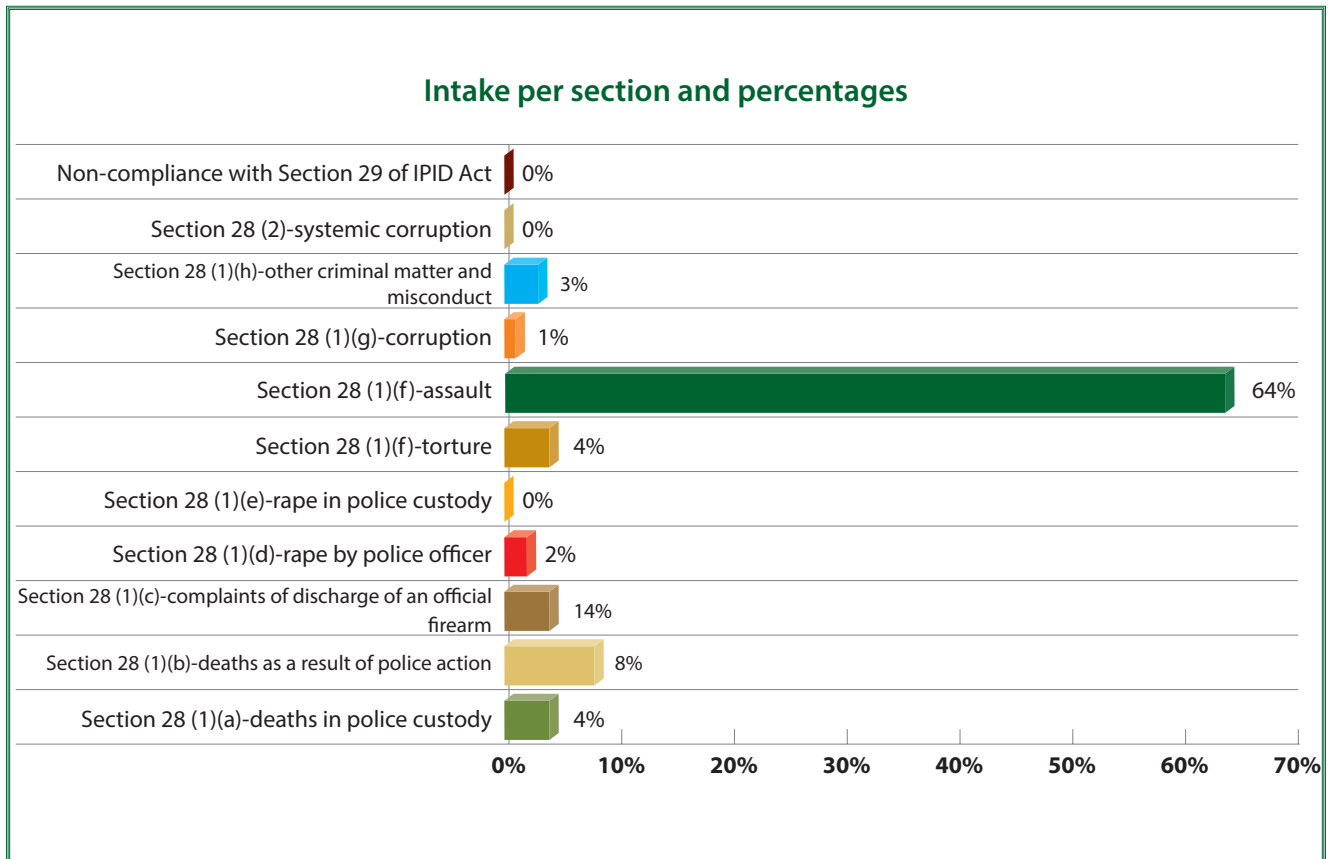


Table 2 below shows the total number of cases reported per province and per category for the period under review. The province that received the highest number of cases was the Western Cape with 1 038 cases, followed by the Gauteng with 976 cases and KwaZulu-Natal with 644 cases.

Table 2: Annual Intake per province and per category- 2022/2023												
Province	Deaths in police Custody	Deaths as a result of police action	Discharge of official firearm(s)	Rape by police officials	Rape in police custody	Torture	Assault	Corruption	Other criminal matters/ misconduct	Systemic corruption	Non-compliance with IPID Act	Total
Eastern Cape	27	37	62	17	-	46	306	2	3	-	1	501
Free State	11	16	63	8	-	36	425	3	46	-	1	609
Gauteng	52	108	153	25	-	16	558	38	19	-	7	976
KwaZulu-Natal	24	115	98	24	-	51	314	9	7	-	2	644
Limpopo	37	29	62	11	1	16	215	2	12	-	2	387
Mpumalanga	28	32	84	4	-	39	288	8	24	-	6	513
North West	22	25	61	5	1	9	202	1	-	-	3	329
Northern Cape	6	2	37	15	1	-	194	-	5	-	3	263
NSIT	-	-	-	-	-	1	1	8	3	1	-	14
Western Cape	14	29	90	13	1	14	851	-	25	-	1	1 038
Total	221	393	710	122	4	228	3 354	71	144	1	26	5 274

9.3.1 Intake As Per Section 28(1)(a) And (b) – Deaths In Police Custody And Deaths As A Result Of Police Action

Table 3 (a) below shows the number of incidents of death in police custody and death as a result of police action reported per province for the period under review as well as percentage contribution. It is evident that deaths as a result of police action have contributed more to the total amount of incidents of death. KwaZulu-Natal has the highest number with 115 cases, followed by Gauteng with 108 cases, Eastern Cape with 37 and Mpumalanga with 32 cases.

Table 3(a): Annual incidents of deaths in police custody and as a result of police action						
Province	Incidents of deaths in police custody		Incidents of deaths as a result of police action		Total incidents	
Eastern Cape	27	12%	37	10%	64	10%
Free State	11	5%	16	4%	27	4%
Gauteng	52	23%	108	28%	160	26%
KwaZulu-Natal	24	11%	115	29%	139	23%
Limpopo	37	17%	29	7%	66	11%
Mpumalanga	28	13%	32	8%	60	10%
North West	22	10%	25	6%	47	8%
Northern Cape	6	3%	2	1%	8	1%

Table 3(a): Annual incidents of deaths in police custody and as a result of police action						
Province	Incidents of deaths in police custody		Incidents of deaths as a result of police action		Total incidents	
NSIT	-	-	-	-	-	-
Western Cape	14	6%	29	7%	43	7%
Total	221	100%	393	100%	614	100%

Table 3 (b) below compares the number of incidents of death in police custody reported during the period under review to the same period in the previous financial year. Most provinces experienced a decrease in cases related to death in police custody except Gauteng, Limpopo, Eastern Cape and Mpumalanga. IPID had a decrease of one percent.

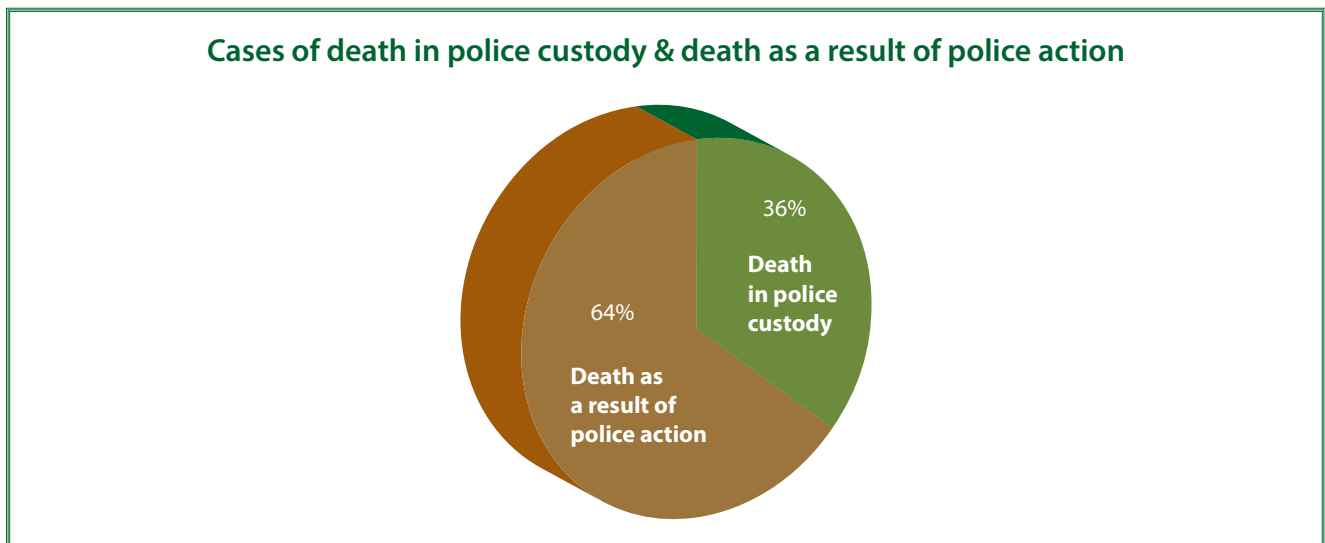
Table 3(b): Comparative Annual intake of Death in police custody			
Province	2021/2022	2022/2023	Percentage changes
Eastern Cape	22	27	23%
Free State	25	11	-56%
Gauteng	40	52	30%
KwaZulu-Natal	25	24	-4%
Limpopo	29	37	28%
Mpumalanga	26	28	8%
North West	30	22	-27%
Northern Cape	7	6	-14%
NSIT	-	-	-
Western Cape	19	14	-26%
Total	223	221	-1%

Table 3 (c) below compares the number of incidents of death as a result of police action reported during the period under review to the same period in the previous financial year. A number of provinces experienced an increase in cases related to deaths as a result of police action except Northern Cape, Western Cape, North West and Eastern Cape.

Table 3(c): Comparative Annual intake of Death as a result of police action			
Province	2021/2022	2022/2023	Percentage changes
Eastern Cape	43	37	-14%
Free State	15	16	7%
Gauteng	107	108	1%
KwaZulu-Natal	106	115	8%
Limpopo	25	29	16%
Mpumalanga	31	32	3%
North West	33	25	-24%
Northern Cape	9	2	-78%
NSIT	-	-	-
Western Cape	41	29	-29%
Total	410	393	-4%

Figure 3 below shows the percentage reported of death related cases. Deaths in police custody contributed 36% while deaths as a result of police action contributed 64%.

Figure 3



In some instances, incidents of death as a result of police action had more than one victim, for example incidents of business robbery and hijacked vehicles. There were incidents where two (2) or more victims died and were noted in the following provinces; Eastern Cape, Free State, Gauteng, KwaZulu-Natal, Limpopo, Mpumalanga and Western Cape. KwaZulu-Natal had recorded nineteen (19) incidents of multiple death ranging between 2 to 4 victims in a scene and also Gauteng recorded nine (9) incidents of such.

Table 4 shows the total number of incidents of deaths as a result of police action and the number of deceased per province for the period under review.

Table 4: Annual death as a result of police action - Incidents versus number of deaths				
Province	Incidents of death		Number of deceased	
	2021/2022	2022/2023	2021/2022	2022/2023
Eastern Cape	43	37	44	44
Free State	15	16	15	17
Gauteng	107	108	127	123
KwaZulu-Natal	106	115	129	142
Limpopo	25	29	25	31
Mpumalanga	31	32	35	33
North West	33	25	38	25
Northern Cape	9	2	10	2
NSIT	-	-	-	-
Western Cape	41	29	43	31
Total	410	393	466	448

Table 5 (a) shows the total of deaths in police custody per circumstance for the period under review. Most deaths in police custody can be attributed to injuries sustained prior to custody (Vigilantism) with 80 cases, followed by natural causes with 65 cases and suicide hanging with 53 cases.

Table 5(a): Annual intake per circumstances - Deaths in custody	Incident(s)
Injuries sustained in custody (Inmates)	3
Assaulted	3
Injuries sustained prior to custody (Crime related)	2
Shot with private firearm	2
Injuries sustained prior to custody (SAPS)	9
Assaulted	1
Shot with service firearm	6
Suicide (Accidental suicide or other)	1
Suspects in vehicle collision, while being pursued by police	1
Injuries sustained in custody (Suicide)	1
Suicide (Accidental suicide or other)	1
Injuries sustained in custody (SAPS)	1
Vehicle collision while in Police operated vehicle	1
Injuries sustained prior to custody (Vigilantism)	80
Assaulted	80
Natural Causes	65
Natural Causes	65
Suicide	53
Suicide (hanging)	53
Injuries sustained prior to custody (Suicide)	7
Poisoning	2
Shot with private firearm	3
Suicide (Accidental suicide or other)	2
Total	221

Table 5 (b) below shows the incidents of suicide in police custody per province. Most incidents were reported in Gauteng with 11 cases, followed by Kwa-Zulu Natal with 8 cases and Western Cape with 7 cases.

Table 5(b): Suicide-hanging		
Province	Suicide (Hanging)	Percentages
Eastern Cape	6	11%
Free State	5	10%
Gauteng	11	21%
KwaZulu-Natal	8	15%
Limpopo	3	6%
Mpumalanga	5	9%
North West	5	9%
Northern Cape	3	6%
Western Cape	7	13%
Total	53	100%

A comparative analysis of suicide hanging was done for the previous financial year with the period under review. Most provinces experienced a decrease in the number of suicide victims in police custody. An overall decrease of 15% was experienced as indicated in Table 5 (c). Items such as clothing and blankets were the main instruments used to commit suicides.

Table 5(c): Comparative Annual intake for Suicide (Hanging)			
Province	2021/2022	2022/2023	Percentage change
Eastern Cape	2	6	200%
Free State	11	5	-55%
Gauteng	12	11	-8%
KwaZulu-Natal	10	8	-20%
Limpopo	1	3	200%
Mpumalanga	8	5	-38%
North West	9	5	-44%
Northern Cape	1	3	200%
Western Cape	8	7	-13%
Total	62	53	-15%

Table 6 below shows the circumstances in which deaths as a result of police action occurred during the period under review. The analysis of circumstances surrounding death as a result of police action reveals that most deaths occurred during police operations which include response to a crime, arrest, negligence handling of official vehicles and deaths associated with domestic violence.

Table 6: Annual intake per circumstances-death as a result of police action	Incident(s)
A suspect died during the course of a crime	164
Assaulted	6
Shot with private firearm	4
Shot with service firearm	151

Table 6: Annual intake per circumstances-death as a result of police action	Incident(s)
Suicide (Shooting)	2
Suspects in vehicle collision, while being pursued by police	1
A suspect died during the course of an escape	13
Shot with private firearm	1
Shot with service firearm	10
Suspects in vehicle collision, while being pursued by police	2
A suspect died during the course of an investigation	26
Assaulted	7
Shot with private firearm	2
Shot with service firearm	16
Suffocation	1
A suspect died during the course of arrest	117
Assaulted	10
Shot with service firearm	98
Shot with private firearm	5
Suffocation	1
Suicide (Shooting)	3
A bystander died during commission of a crime	6
Assaulted	1
Shot with service firearm	5
Domestic Violence deaths	12
Assaulted	1
Shot with service firearm	10
Shot with private firearm	1
Crowd Management incidents	9
Shot with service firearm	8
Suffocation	1
Negligent handling of a firearm leading to death(s)	5
Shot with service firearm	1
Shot with private firearm	4
Negligent handling of an official vehicle leading to death(s)	32
Struck by police official (pedestrian accident)	21
Suspects in vehicle collision, while being pursued by police	1
Vehicle collision while in police operated vehicle	10
Private capacity deaths	9
Assaulted	1
Shot with service firearm	6
Suicide (Shooting)	2
Total	393

Table 7 below shows places where deaths occurred. Most deaths occurred on the crime scene (374), followed by deaths in hospital/clinic (112) and deaths in police cells (111).

Table 7: Places where deaths occurred	
Places	Incident(s)
Ambulance	4
Court Cell	5
Crime Scene	374
Hospital/Clinic	112
Police Cells	111
Police Vehicle	8
Total	614

9.3.2 Intake As Per Section 28(1)(c) – Complaint Of The Discharge Of Official Firearm(s)

The total number and the percentages of cases reported in relation to cases of a complaint of discharge of an official firearm per province are depicted in Table 8 (a) below. Most of incidents were reported in Gauteng (153), followed by KwaZulu-Natal (98) and Western Cape (90).

Table 8(a): Complaint of discharge of an official firearm(s)		
Province	Incident(s)	Percentages
Eastern Cape	62	9%
Free State	63	9%
Gauteng	153	21%
KwaZulu-Natal	98	14%
Limpopo	62	9%
Mpumalanga	84	12%
North West	61	9%
Northern Cape	37	5%
Western Cape	90	12%
Total	710	100%

A further analysis of complaints on the discharge of an official firearm(s) was done. A comparison was made between the previous financial year and the period under review. Most provinces experienced an increase except Eastern Cape, Gauteng, KwaZulu-Natal and Mpumalanga. The IPID nationally experienced a decrease of 5%.

Table 8 (b): Comparative Annual intake of Complaint of the discharge of an official firearm(s)			
Province	2021/2022	2022/2023	Percentages
Eastern Cape	84	62	-26%
Free State	55	63	15%
Gauteng	197	153	-22%
KwaZulu-Natal	119	98	-18%
Limpopo	55	62	13%
Mpumalanga	95	84	-12%

Table 8 (b): Comparative Annual intake of Complaint of the discharge of an official firearm(s)			
Province	2021/2022	2022/2023	Percentages
North West	43	61	42%
Northern Cape	31	37	19%
Western Cape	65	90	38%
Total	744	710	-5%

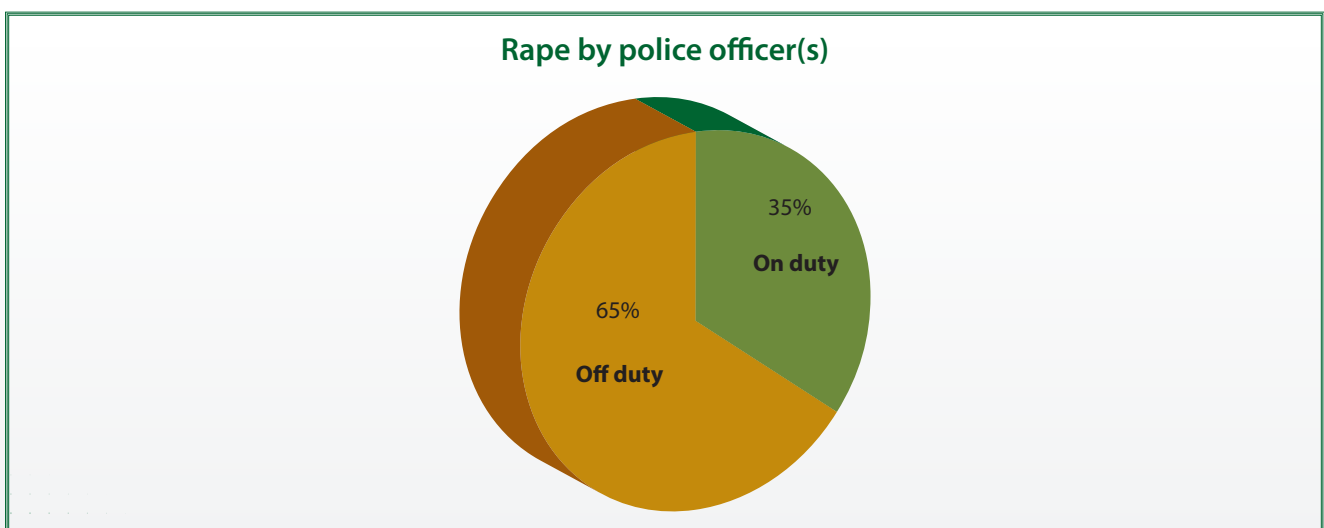
9.3.3 Intake As Per Section 28(1)(d) – Rape By Police Officer(s)

Table 9 (a) below shows the incidents of rape by the police officer(s), whilst on or off duty per province. Most incidents reported in Gauteng with 25 incidents, followed by KwaZulu-Natal with 24 incidents and Eastern Cape with 17 incidents.

Table 9(a): Annual intake of Rape by police officer(s)			
Province	On duty	Off duty	Incident(s)
Eastern Cape	5	12	17
Free State	4	4	8
Gauteng	7	18	25
KwaZulu-Natal	12	12	24
Limpopo	3	8	11
Mpumalanga	1	3	4
North West	3	2	5
Northern Cape	3	12	15
Western Cape	5	8	13
Total	43	79	122

Figure 4 below is a diagrammatic representation of rape by police officer(s) whilst on and off duty.

Figure 4



A comparison of rape by police officer(s) was done between the previous financial year and the period under review. Most provinces increase experience an increase except North West and Western Cape. IPID nationally experienced a 23% increase.

Table 9(b): Comparative Annual intake of Rape by police officer(s)			
Province	2021/2022	2022/2023	Percentages
Eastern Cape	15	17	13%
Free State	8	8	0%
Gauteng	18	25	39%
KwaZulu-Natal	20	24	20%
Limpopo	2	11	450%
Mpumalanga	3	4	33%
North West	9	5	-44%
Northern Cape	6	15	150%
Western Cape	18	13	-28%
Total	99	122	23%

A further analysis of rape by police officer(s) on duty was done. A comparison was made between the previous financial year and the period under review. Most provinces experienced a decrease on the intake except Limpopo and Kwazulu-Natal. IPID nationally experienced a 12% decrease.

Table 9(c): Comparative Annual intake of Rape by police officer(s) – on duty			
Province	2021/2022	2022/2023	Percentages
Eastern Cape	9	5	-44%
Free State	5	4	-20%
Gauteng	8	7	-13%
KwaZulu-Natal	9	12	33%
Limpopo	1	3	200%
Mpumalanga	1	1	0%
North West	5	3	-40%
Northern Cape	3	3	0%
Western Cape	8	5	-38%
Total	49	43	-12%

Furthermore, an analysis of rape by police officer(s) whilst off duty was made between the previous financial year and the period under review. Most provinces experienced an increase, except North West and Western Cape. IPID nationally experienced an increase of 58%.

Table 9 (d): Comparative Annual intake of Rape by police officer(s) – off duty			
Province	2021/2022	2022/2023	Percentages
Eastern Cape	6	12	100%
Free State	3	4	33%
Gauteng	10	18	80%
KwaZulu-Natal	11	12	9%

Table 9 (d): Comparative Annual intake of Rape by police officer(s) – off duty

Province	2021/2022	2022/2023	Percentages
Limpopo	1	8	700%
Mpumalanga	2	3	50%
North West	4	2	-50%
Northern Cape	3	12	300%
Western Cape	10	8	-20%
Total	50	79	58%

9.3.4 Intake As Per Section 28(1)(e) – Rape In Police Custody

Four (4) cases of rape in police custody were report during the period under review. The incidents reported were committed by inmate(s)/Civilian(s) who committed further offence(s) whilst in custody.

9.3.5 Intake As Per Section 28(1)(f) – Torture / Assault

Table 10 (a) below shows the total number and the percentage of cases reported in relation to torture and assault per province. The highest number of such cases was in Western Cape with 865, followed by Gauteng with 574 incidents and Free State with 463 incidents.

Table 10(a): Torture or assault

Province	Torture	Assault	Total	Percentages
Eastern Cape	46	306	352	10%
Free State	36	425	461	13%
Gauteng	16	558	574	16%
KwaZulu-Natal	51	314	365	10%
Limpopo	16	215	231	7%
Mpumalanga	39	288	327	9%
North West	9	202	211	6%
Northern Cape	-	194	194	5%
NSIT	1	1	2	0%
Western Cape	14	851	865	24%
Total	228	3 354	3 582	100%

A comparison of torture cases was done between the previous financial year and the period under review. Most provinces experienced an increase except Eastern Cape, Western Cape, North West and KwaZulu-Natal. IPID nationally experienced an increase of 19%.

Table 10(b): Comparative Annual intake of Torture

Province	2021/2022	2022/2023	Percentages
Eastern Cape	64	46	-28%
Free State	19	36	89%
Gauteng	7	16	129%
KwaZulu-Natal	52	51	-2%

Table 10(b): Comparative Annual intake of Torture			
Province	2021/2022	2022/2023	Percentages
Limpopo	9	16	78%
Mpumalanga	15	39	160%
North West	10	9	-10%
Northern Cape	-	-	-
NSIT	-	1	100%
Western Cape	16	14	-13%
Total	192	228	19%

A comparison of assault cases was done between the previous financial year and the period under review. Most provinces experienced an increase except Northern Cape, Eastern Cape, Limpopo and North West. IPID experienced two percent decrease.

Table 10(c): Comparative Annual intake of Assault			
Province	2021/2022	2022/2023	Percentages
Eastern Cape	366	306	-16%
Free State	405	425	5%
Gauteng	550	558	1%
KwaZulu-Natal	300	314	5%
Limpopo	245	215	-12%
Mpumalanga	288	288	0%
North West	204	202	-1%
Northern Cape	262	194	-26%
NSIT	1	1	0%
Western Cape	785	851	8%
Total	3 406	3 354	-2%

A breakdown of assault cases was done according to their description. The highest number of cases received were assault common with 3 076 incidents, followed by assault with intent to cause grievous bodily harm (GBH) with 251 incidents and sexual assault with 17 incidents.

Table 10(d): Assault		
Description	Incident(s)	Percentages
Assault - common	3 076	92%
Assault - crowd management	5	0%
Assault - dog attack	5	0%
Assault - indecent	-	-
Assault - sexual	17	1%
Assault - with intent to do grievous bodily harm (GBH)	251	7%
Total	3 354	100%

9.3.6 Intake As Per Section 28(1)(g) – Corruption

Table 11 (a) below shows the total number of corruption cases reported against member of SAPS and MPS per province. A total of 71 cases were reported which comprises of 66 cases against SAPS and 5 cases against MPS.

Table 11(a): Corruption				
Province	SAPS	MPS	Total cases	Percentages
Eastern Cape	2	-	2	3%
Free State	3	-	3	4%
Gauteng	33	5	38	54%
KwaZulu-Natal	9	-	9	13%
Limpopo	2	-	2	3%
Mpumalanga	8	-	8	11%
North West	1	-	1	1%
Northern Cape	-	-	-	-
NSIT	8	-	8	11%
Western Cape	-	-	-	-
Total	66	5	71	100%

A comparison of corruption cases for the previous financial year and the period under review was done. IPID nationally experienced an increase of 20%.

Table 11(b): Comparative Annual intake of Corruption			
Province	2021/2022	2022/2023	Percentages
Eastern Cape	3	2	-33%
Free State	4	3	-25%
Gauteng	31	38	23%
KwaZulu-Natal	4	9	125%
Limpopo	3	2	-33%
Mpumalanga	8	8	0%
North West	1	1	0%
Northern Cape	2	-	-100%
NSIT	3	8	167%
Western Cape	-	-	-
Total	59	71	20%

Table 11 (c) depicts the number and the percentages of corruption cases per description. The analysis of cases reported indicates that the highest number of cases was extortion or soliciting bribes with 61 cases, followed by abuse of informers fees with 3 cases and sale, theft and/or disposal of exhibits, theft and/or destruction of police docket with 2 cases each.

Table 11(c): Corruption		
Description	Incident(s)	Percentages
Corruption – Abuse of informer’s fees	3	5%
Corruption – Abuse of power	1	1%
Corruption - Aiding escape from custody	1	1%
Corruption - Extortion or soliciting a bribe	61	86%
Corruption - Issuing of fraudulent vehicle certificates	1	1%
Corruption - Sale, theft and/or destruction of police docket	2	3%
Corruption - Sale, theft and /or disposal of exhibits	2	3%
Total	71	100%

9.3.7 Intake As Per Section 28(1)(h) – Other Criminal Matters and Misconduct

Other criminal matters and misconduct are matters that were referred to IPID by the Minister, MEC or Civilian Secretary for Police. They include matters where the Executive Director decides to investigate or by exercising his/her decision to investigate after being requested to do so by the SAPS or any other person having regard to the seriousness of the offence or misconduct.

Misconduct cases were investigated after IPID was satisfied that SAPS intervention at Provincial or National level did not satisfy the complainant and there were grounds to intervene in the interest of justice.

It is important to note that while Section 206(6) of the Constitution enjoins the IPID to investigate cases of misconduct and criminal offences, Section 28(1)(h) of the IPID Act enables the IPID to investigate all criminal matters and misconduct cases not provided for in Section 28(1)(a)-(g).

The IPID recorded a total of 144 incidents in respect of other criminal offenses. Table 12 (a) shows the total number and the percentage of cases reported of other criminal matters per province.

Table 12(a): Other criminal matters and misconduct		
Province	Incident(s)	Percentages
Eastern Cape	3	2%
Free State	46	32%
Gauteng	19	13%
KwaZulu-Natal	7	5%
Limpopo	12	9%
Mpumalanga	24	17%
North West	-	-
Northern Cape	5	3%
NSIT	3	2%
Western Cape	25	17%
Total	144	100%

A comparison of other criminal matter and misconduct cases for the previous financial year and the period under review was done. An increase of 16% was noted.

Table 12(b): Comparative Annual intake of other criminal matters and misconduct			
Province	2021/2022	2022/2023	Percentages
Eastern Cape	1	3	200%
Free State	35	46	31%
Gauteng	28	19	-32%
KwaZulu-Natal	1	7	600%
Limpopo	5	12	140%
Mpumalanga	24	24	0%
North West	-	-	-
Northern Cape	6	5	-17%
NSIT	6	3	-50%
Western Cape	18	25	39%
Total	124	144	16%

Table 12 (c) below indicates the total number and the percentage of cases reported in respect of other criminal matters per description. The breakdown of other criminal matters and misconduct per type of offence was done. Most incidents reported were off duty assault with 61 incidents, followed by misconduct with 21 incidents and harassment with 13 incidents.

Table 12(c): Other criminal matters and misconduct		
Description	Incident(s)	Percentages
Attempted murder	5	3%
Crimen Injuria	3	2%
Defeating the ends of justice	9	6%
Fraud	5	3%
Harassment	13	9%
Housebreaking	2	1%
Intimidation	8	6%
Kidnapping	1	1%
Malicious damages to property	3	2%
Misconduct referred	21	15%
Off duty assault	61	42%
Off duty death	1	1%
Pointing of firearm	8	6%
Robbery	2	1%
Service delivery complaint	2	1%
Total	144	100%

9.3.8 Intake As Per Section 28(2) – Systemic Corruption

Section 28(2) of the IPID Act prescribes that the Directorate may investigate matters relating to systemic corruption involving the SAPS/MPS. There was one case of systemic corruption that was identified and approved during the period under review.

9.3.9 Intake As Per Section 33(3)- Non-Compliance With Section 29 of the IPID Act

According to Section 29 of the Act, members of the SAPS and MPS should immediately notify the Directorate of any matters referred to in Section 28 (1) (a)-(f). They should, within 24 hours submit a written report to the Directorate and must provide their full cooperation in terms of the investigation, which includes, but is not limited to, arrangement of identification parades, availing members for affidavits and any other information required. The total number and percentages of cases opened by IPID in respect of non-compliance with section 29 of the IPID Act per province is depicted in Table 13 (a) below. The highest number of non-compliance cases were recorded in Gauteng with 7 cases, followed by Mpumalanga with 6 cases, and North West and Northern Cape with 3 cases each.

Province	Incident(s)	Percentages
Eastern Cape	1	4%
Free State	1	4%
Gauteng	7	27%
KwaZulu-Natal	2	8%
Limpopo	2	8%
Mpumalanga	6	23%
North West	3	11%
Northern Cape	3	11%
NSIT	-	-
Western Cape	1	4%
Total	26	100%

A comparison of incidents of non-compliance with section 29 of the IPID Act for the previous financial year and the period under review was done. A decrease of 26% was noted.

Province	2021/2022	2022/2023	Percentages
Eastern Cape	-	1	100%
Free State	1	1	0%
Gauteng	6	7	17%
KwaZulu-Natal	1	2	100%
Limpopo	1	2	100%
Mpumalanga	17	6	-65%
North West	3	3	0%
Northern Cape	3	3	0%
NSIT	2	-	-100%
Western Cape	1	1	0%
Total	35	26	-26%

9.4 THE TOTAL NUMBER OF CASES REPORTED

Table 14 (a) shows the total cases reported and the percentages of cases registered by the respective provinces. A total of 5 274 cases were registered by the IPID during period under review. It can be observed that Western Cape reported the highest intake (1 038), followed by Gauteng (976) and KwaZulu-Natal (644).

Table 14(a): Total and percentages reported		
Province	Incident(s)	Percentages
Eastern Cape	501	9%
Free State	609	12%
Gauteng	976	19%
KwaZulu-Natal	644	12%
Limpopo	387	7%
Mpumalanga	513	10%
North West	329	6%
Northern Cape	263	5%
*NSIT	14	0%
Western Cape	1038	20%
Total	5 274	100%

*rounding off of percentage

A further analysis was done comparing the previous financial year with the period under review. The majority of the provinces experienced an increase in intake, except the following provinces that had a decrease, namely Northern Cape, Eastern Cape, Gauteng and North West. Nationally an overall decrease of 0.4% was observed as shown by **Table 14 (b)** below.

Table 14(b): Percentage change of intake			
Provinces	2021/2022	2022/2023	Percentage changes
Eastern Cape	598	501	-16%
Free State	567	609	7%
Gauteng	984	976	-1%
KwaZulu-Natal	628	644	3%
Limpopo	374	387	3%
Mpumalanga	509	513	1%
North West	333	329	-1%
Northern Cape	327	263	-20%
NSIT	12	14	17%
Western Cape	963	1038	8%
*Total	5 295	5 274	0%

*rounding off of percentage

9.5 CASES ALLOCATED PER PROVINCE

The department's target for registration and allocation of cases is 80% within 72 hours of receipt. This is measured from the time a case is received by the Department until such time that it is allocated to an individual case worker for investigation. **Table 15 (a)** shows the total number of cases that were allocated within 72 hours by the respective provinces. IPID reported a total of 5 274 cases during the period under review and managed to allocate 4 914 cases within 72 hours. An allocation rate of 93% was therefore achieved.

Table 15(a): Allocated cases within 72 hours of receipt												
Province	Deaths in police Custody	Deaths as a result of police action	Discharge of official firearm(s)	Rape by police officials	Rape in police custody	Torture	Assault	Corruption	Other criminal matters/misconduct	Systemic corruption	Non-compliance with IPID Act	Total
Eastern Cape	26	34	57	15	-	43	285	2	2	-	1	465
Free State	11	16	58	8	-	35	406	3	43	-	1	581
Gauteng	49	98	141	21	-	15	518	37	9	-	6	894
KwaZulu-Natal	21	108	94	24	-	50	301	8	4	-	2	612
Limpopo	37	28	61	11	1	16	211	1	11	-	2	379
Mpumalanga	28	32	82	4	-	37	284	8	24	-	5	504
North West	20	22	55	5	1	9	187	1	-	-	3	303
Northern Cape	6	1	32	13	1	-	182	-	4	-	3	242
NSIT	-	-	-	-	-	1	1	8	2	-	-	12
Western Cape	14	25	82	12	1	14	752	-	22	-	-	922
Total	212	364	662	113	4	220	3 127	68	121	-	23	4 914

Table 15 (b) shows the total number of cases that were not allocated within 72 hours, by the respective provinces. A total of 360 cases reported were allocated after 72 hours of receipt.

Table 15(b): Allocated cases after 72 hours receipt												
Province	Deaths in police Custody	Deaths as a result of police action	Discharge of official firearm(s)	Rape by police officials	Rape in police custody	Torture	Assault	Corruption	Other criminal matters/misconduct	Systemic corruption	Non-compliance with IPID Act	Total
Eastern Cape	1	3	5	2	-	3	21	-	1	-	-	36
Free State	-	-	5	-	-	1	19	-	3	-	-	28
Gauteng	3	10	12	4	-	1	40	1	10	-	1	82
KwaZulu-Natal	3	7	4	-	-	1	13	1	3	-	-	32
Limpopo	-	1	1	-	-	-	4	1	1	-	-	8
Mpumalanga	-	-	2	-	-	2	4	-	-	-	1	9
North West	2	3	6	-	-	-	15	-	-	-	-	26

Table 15(b): Allocated cases after 72 hours receipt

Province	Deaths in police Custody	Deaths as a result of police action	Discharge of official firearm(s)	Rape by police officials	Rape in police custody	Torture	Assault	Corruption	Other criminal matters/misconduct	Systemic corruption	Non-compliance with IPID Act	Total
Northern Cape	-	1	5	2	-	-	12	-	1	-	-	21
NSIT	-	-	-	-	-	-	-	-	1	1	-	2
Western Cape	-	4	8	1	-	-	99	-	3	-	1	116
Total	9	29	48	9	-	8	227	3	23	1	3	360

9.6 DECISION READY CASES

Table 16 (a) below shows the total number of received and the decision ready cases per province. It can be observed that Northern Cape completed 75% of their active workload cases, followed by Free State with 71% and North West with 46%. The IPID nationally achieved an overall completion rate of 22% in the period under review.

Table 16(a): Percentages of decision ready cases per Provinces

Provinces	Active workload	Decision ready cases (backlog & current)	Percentages
Eastern Cape	1 939	338	17%
Free State	801	569	71%
Gauteng	4 202	528	13%
KwaZulu-Natal	3 956	365	9%
Limpopo	915	316	35%
Mpumalanga	1 389	380	27%
North West	701	325	46%
Northern Cape	434	283	75%
NSIT	89	24	27%
Western Cape	3 562	844	24%
Total	17 988	3 973	22%

Table 16 (b) below shows the number of decision ready cases per provinces per category during the period under review. The highest category of decision ready cases was in respect of alleged assault (2 566) followed by discharge of an official firearm (498) and death as a result of police action (246).

Table 16 (b): Classification of Total Decision ready cases												
Provinces	Deaths in police custody	Deaths as a result of police action	Discharge of an official firearm(s)	Rape by a police officer	Rape in police custody	Torture	Assault	Corruption	Other criminal matters/misconduct	Systemic corruption	Non-compliance with IPID Act	Total
Eastern Cape	24	27	49	11	-	25	198	1	2	-	1	338
Free State	14	13	70	12	-	29	387	4	40	-	-	569
Gauteng	37	70	69	18	-	3	285	23	19	-	4	528
KwaZulu-Natal	16	52	68	13	-	36	171	1	7	-	1	365
Limpopo	33	16	36	6	1	7	206	-	10	-	1	316
Mpumalanga	29	16	63	4	-	23	208	4	18	-	15	380
North West	21	12	46	8	1	11	221	1	-	-	4	325
Northern Cape	5	3	26	15	1	1	226	-	4	-	2	283
NSIT	-	-	-	-	-	-	1	18	2	2	1	25
Western Cape	17	37	71	14	1	13	662	-	28	-	1	844
Total	196	246	498	101	4	148	2 565	52	130	2	30	3 973

Table 16 (c) below shows the total active cases per provinces per category during the period under review. The provinces with the highest workload were Gauteng (4 202), followed by KwaZulu-Natal (3 956) and Western Cape (3 562).

Table 16 (c): Classification of active workload												
Provinces	Deaths in police custody	Deaths as a result of police action	Discharge of an official firearm(s)	Rape by a police officer	Rape in police custody	Torture	Assault	Corruption	Any other matters referred and misconduct	Systemic corruption	Non-compliance with IPID Act	Total
Eastern Cape	29	90	312	22	-	159	1 311	8	7	-	1	1939
Free State	15	32	108	12	-	40	539	4	50	-	1	801
Gauteng	157	408	671	53	-	57	2 573	135	121	1	26	4 202
KwaZulu-Natal	51	466	588	37	-	516	2 226	21	41	-	10	3 956
Limpopo	47	71	195	12	1	23	547	3	14	-	2	915
Mpumalanga	40	100	244	10	-	99	791	12	36	-	57	1 389
North West	23	58	109	10	1	23	467	3	1	-	6	701
Northern Cape	6	4	53	17	1	1	344	-	5	-	3	434

Table 16 (c): Classification of active workload

Provinces	Deaths in police custody	Deaths as a result of police action	Discharge of an official firearm(s)	Rape by a police officer	Rape in police custody	Torture	Assault	Corruption	Any other matters referred and misconduct	Systemic corruption	Non-compliance with IPID Act	Total
NSIT	-	4	-	-	-	3	5	37	34	2	4	89
Western Cape	22	85	283	19	1	38	3 073	1	38	-	2	3 562
Total	390	1 318	2 563	192	4	959	11 876	224	347	3	112	17 988

9.6.1 Decision Ready Of Cases On Section 28(1)(a)-(b)

Table 17 (a) below shows the active workload of death in police custody and the number of completed cases per province. The IPID completed a total of 196 out of 390 active cases during the period under review.

Table 17(a): Deaths in police custody

Province	Active workload	Decision ready
Eastern Cape	29	24
Free State	15	14
Gauteng	157	37
KwaZulu-Natal	51	16
Limpopo	47	33
Mpumalanga	40	29
North West	23	21
Northern Cape	6	5
NSIT	-	-
Western Cape	22	17
Total	390	196

Table 17 (b) below shows the active workload of death as a result of police action and the number of completed cases per province. The IPID completed a total of 246 out of 1 318 active cases during the period under review.

Table 17(b): Deaths as a result of police action

Province	Active workload	Decision ready
Eastern Cape	90	27
Free State	32	13
Gauteng	408	70
KwaZulu-Natal	466	52
Limpopo	71	16
Mpumalanga	100	16
North West	58	12

Table 17(b): Deaths as a result of police action		
Province	Active workload	Decision ready
Northern Cape	4	3
NSIT	4	-
Western Cape	85	37
Total	1 318	246

9.6.2 Decision Ready Cases Section 28(1) (c) - (g) Of IPID Act

Table 18 (a) below shows the active workload of complaints of discharge of an official firearm(s) and the number of completed cases per province. The IPID completed a total of 498 out of 2 563 active cases during the period under review.

Table 18(a): Complaints of discharge of an official firearm(s)		
Province	Active workload	Decision ready
Eastern Cape	312	49
Free State	108	70
Gauteng	671	69
KwaZulu-Natal	588	68
Limpopo	195	36
Mpumalanga	244	63
North West	109	46
Northern Cape	53	26
NSIT	-	-
Western Cape	283	71
Total	2 563	498

Table 18 (b) below shows the active workload of rape by police officer and the number of completed cases per province. The IPID completed a total of 101 out of 192 active cases during the period under review.

Table 18(b): Rape by police officer		
Province	Active workload	Decision ready
Eastern Cape	22	11
Free State	12	12
Gauteng	53	18
KwaZulu-Natal	37	13
Limpopo	12	6
Mpumalanga	10	4
North West	10	8
Northern Cape	17	15
NSIT	-	-
Western Cape	19	14
Total	192	101

Table 18 (c) below shows the active workload of rape in police custody and the number of completed cases per province. The IPID completed a total of 4 out of 4 active cases during the period under review.

Table 18(c): Rape in police custody		
Province	Active workload	Decision ready
Eastern Cape	-	-
Free State	-	-
Gauteng	-	-
KwaZulu-Natal	-	-
Limpopo	1	1
Mpumalanga	-	-
North West	1	1
Northern Cape	1	1
NSIT	-	-
Western Cape	1	1
Total	4	4

Table 18 (d) below shows the active workload of torture and the number of completed cases per province. The IPID completed a total of 148 out of 959 active cases during the period under review.

Table 18(d): Torture		
Province	Active workload	Decision ready
Eastern Cape	159	25
Free State	40	29
Gauteng	57	3
KwaZulu-Natal	516	36
Limpopo	23	7
Mpumalanga	99	23
North West	23	11
Northern Cape	1	1
NSIT	3	-
Western Cape	38	13
Total	959	148

Table 18 (e) below shows the active workload of assault and the number of completed cases per province. The IPID completed a total of 2 566 out of 11 876 active cases during the period under review.

Table 18 (e): Assault		
Province	Active workload	Decision ready
Eastern Cape	1 311	198
Free State	539	387
Gauteng	2 573	285
KwaZulu-Natal	2 226	171
Limpopo	547	206

Table 18 (e): Assault		
Province	Active workload	Decision ready
Mpumalanga	791	208
North West	467	221
Northern Cape	344	226
NSIT	5	1
Western Cape	3 073	662
Total	11 876	2 565

Table 18 (f) below shows the active workload of corruption and the number of completed cases per province. The IPID completed a total of 52 out of 224 active cases during the period under review.

Table 18 (f): Corruption		
Province	Active workload	Decision ready
Eastern Cape	8	1
Free State	4	4
Gauteng	135	23
KwaZulu-Natal	21	1
Limpopo	3	-
Mpumalanga	12	4
North-West	3	1
Northern Cape	-	-
NSIT	37	18
Western Cape	1	-
Total	224	52

Table 18 (g) below shows the active workload of other criminal matter and misconduct and the number of completed cases per province. The IPID completed a total of 130 out of 347 active cases during the period under review.

Table 18 (g): Any other matters referred and misconduct [Section 28(1)(h)]		
Province	Active workload	Decision ready
Eastern Cape	7	2
Free State	50	40
Gauteng	121	19
KwaZulu-Natal	41	7
Limpopo	14	10
Mpumalanga	36	18
North West	1	-
Northern Cape	5	4
NSIT	34	2
Western Cape	38	28
Total	347	130

Table 18 (h) below shows the active workload of Systemic corruption with the IPID Act and the number of completed cases per province. The IPID completed a total of 2 out of 3 active cases during the period under review.

Table 18 (h): Systemic Corruption		
Province	Active workload	Decision ready
Eastern Cape	-	-
Free State	-	-
Gauteng	1	-
KwaZulu-Natal	-	-
Limpopo	-	-
Mpumalanga	-	-
North West	-	-
Northern Cape	-	-
NSIT	2	2
Western Cape	-	-
Total	3	2

Table 18 (i) below shows the active workload of Non-compliance with the IPID Act and the number of completed cases per province. The IPID completed a total of 30 out of 112 active cases during the period under review.

Table 18 (i): Non-compliance with the IPID Act (Section 33)		
Province	Active workload	Decision ready
Eastern Cape	1	1
Free State	1	-
Gauteng	26	4
KwaZulu-Natal	10	1
Limpopo	2	1
Mpumalanga	57	15
North West	6	4
Northern Cape	3	2
NSIT	4	1
Western Cape	2	1
Total	112	30

9.7 POST DECISION READY CASES (PDR)

Table 19 (a) below shows the number of post decision ready cases per provinces per category beginning of the financial year. The category with the highest number of cases of such cases were assault with 13 493, followed by complaints of discharge of an official firearm with 3 066 and death as a result of police action with 2 526.

Provinces	Deaths in police custody	Deaths as a result of police action	Complaint of Discharge of an official firearm(s)	Rape by a police officer	Rape in police custody	Torture	Assault	Corruption	Any other matters referred and misconduct	Systemic corruption	Non-compliance with IPID Act	Total
Eastern Cape	183	346	457	81	3	81	1373	82	64	2	26	2 698
Free State	55	103	321	76	1	108	1 936	42	157	5	23	2 827
Gauteng	473	707	898	162	10	63	2 748	360	783	1	46	6 251
KwaZulu-Natal	192	577	308	112	6	89	852	126	133	-	6	2 401
Limpopo	79	134	198	15	5	11	597	52	53	-	10	1 154
Mpumalanga	131	184	283	25	7	83	987	50	68	2	65	1 885
North West	80	108	160	50	1	20	953	96	183	-	15	1 666
Northern Cape	34	40	64	30	1	5	477	30	61	2	8	752
Western Cape	181	327	377	128	12	30	3 570	17	62	-	34	4 738
Total	1 408	2 526	3 066	679	46	490	13 493	855	1 564	12	233	24 372

Table 19 (b) below shows the total number of post decision ready cases per provinces per category which includes a total number of 3 973 cases that were decision ready during the period under review. A total of 28 345 were recorded.

Provinces	Deaths in police custody	Deaths as a result of police action	Complaint of Discharge of an official firearm(s)	Rape by a police officer	Rape in police custody	Torture	Assault	Corruption	Any other matters referred and misconduct	Systemic corruption	Non-compliance with IPID Act	Total
Eastern Cape	207	373	506	92	3	106	1 571	83	66	2	27	3 036
Free State	69	116	391	88	1	137	2 323	46	197	5	23	3 396
Gauteng	510	777	967	180	10	66	3 033	383	802	1	50	6 779
KwaZulu-Natal	208	629	376	125	6	125	1 023	127	140	-	7	2 766
Limpopo	112	150	234	21	6	18	803	52	63	-	11	1 470
Mpumalanga	160	200	346	29	7	106	1 195	54	86	2	80	2 265
North West	101	120	206	58	2	31	1 174	97	183	-	19	1 991

Table 19 (b): Classification of post decision ready cases

Provinces	Deaths in police custody	Deaths as a result of police action	Complaint of Discharge of an official firearm(s)	Rape by a police officer	Rape in police custody	Torture	Assault	Corruption	Any other matters referred and misconduct	Systemic corruption	Non-compliance with IPID Act	Total
Northern Cape	39	43	90	45	2	5	703	30	65	2	10	1 034
NSIT	-	-	-	-	-	1	2	18	2	2	1	26
Western Cape	198	364	448	142	13	43	4 232	17	90	-	35	5 582
Total	1 604	2 772	3 564	780	50	638	16 059	907	1 694	14	263	28 345

9.8 TOTAL WORKLOAD (ACTIVE AND PDM)

Table 20 below shows the total workload cases which includes post decision ready cases and active workload per provinces per category during the period under review. The provinces with the highest workload were Gauteng with 10 981 cases, followed by Western Cape with 9 144 cases and KwaZulu-Natal with 6 722 cases. The IPID had a total of 46 333 cases

Table 20: Total workload

Provinces	Deaths in police custody	Deaths as a result of police action	Complaint of Discharge of an official firearm(s)	Rape by a police officer	Rape in police custody	Torture	Assault	Corruption	Any other matters referred and misconduct	Systemic corruption	Non-compliance with IPID Act	Total
Eastern Cape	236	463	818	114	3	265	2 882	91	73	2	28	4 975
Free State	84	148	499	100	1	177	2 862	50	247	5	24	4 197
Gauteng	667	1 185	1 638	233	10	123	5 606	518	923	2	76	10 981
KwaZulu-Natal	259	1 095	964	162	6	641	3 249	148	181	-	17	6 722
Limpopo	159	221	429	33	7	41	1 350	55	77	-	13	2 385
Mpumalanga	200	300	590	39	7	205	1 986	66	122	2	137	3 654
North West	124	178	315	68	3	54	1 641	100	184	-	25	2 692
Northern Cape	45	47	143	62	3	6	1 047	30	70	2	13	1 468
NSIT	0	4	-	-	-	4	7	55	36	4	5	115
Western Cape	220	449	731	161	14	81	7 305	18	128	-	37	9 144
Total	1 994	4 090	6 127	972	54	1 597	27 935	1 131	2 041	17	375	46 333

9.9 ATTENDANCE OF CRIME SCENES AND POST MORTEMES

Table 21 shows both the total number of crime scenes attended and not attended within 24 hours per province. Nationally, IPID attended 64% of the crime scenes within 24 hours of those being reported. The IPID has a responsibility to attend crime scenes (where possible or practical) as well as post mortems. These forms part of the investigation process and play a pivotal role in the completion of case investigation. During the period under review IPID was unable to attend 219 crime scenes.

Table 21: Death scenes attended and not attended								
Provinces	Deaths in custody		Death As a Result of Police Action		Totals			% of scenes attended
	Crime Scenes Attended	Crime Scenes Not Attended	Crime Scenes Attended	Crime Scenes Not Attended	Scenes Attended	Scenes Not Attended	Grand Total	
Eastern Cape	12	15	23	14	35	29	64	55%
Free State	11	-	14	2	25	2	27	93%
Gauteng	22	30	67	41	89	71	160	56%
KwaZulu-Natal	9	15	90	25	99	40	139	71%
Limpopo	32	5	24	5	56	10	66	85%
Mpumalanga	8	20	12	20	20	40	60	33%
North West	13	9	14	11	27	20	47	57%
Northern Cape	6	-	1	1	7	1	8	88%
Western Cape	11	3	26	3	37	6	43	86%
Total	124	97	271	122	395	219	614	64%

Table 22 shows the total number of post mortems attended and the total number of post mortems not attended per province. Nationally the IPID attended 62% of the post mortems. In some instances, there were multiple deaths linked to one incident.

Table 22: Post mortems attended and not attended								
Provinces	Death In Police Custody		Death as A Result of Police Action		Totals			Percentages of post mortems attended
	Post Mortems Attended	Post Mortems not Attended	Post Mortems Attended	Post Mortems not Attended	Total attended	Total not attended	Grand total	
Eastern Cape	25	2	32	5	57	7	64	89%
Free State	11	-	14	2	25	2	27	93%
Gauteng	17	35	38	70	55	105	160	34%
KwaZulu-Natal	11	13	83	32	94	45	139	68%
Limpopo	33	4	28	1	61	5	66	92%
Mpumalanga	19	9	23	9	42	18	60	70%

Death In Police Custody		Death as A Result of Police Action		Totals			Percentages of post mortems attended	
Provinces	Post Mortems Attended	Post Mortems not Attended	Post Mortems Attended	Post Mortems not Attended	Total attended	Total not attended		Grand total
North West	14	8	19	6	33	14	47	70%
Northern Cape	5	1	1	1	6	2	8	75%
Western Cape	5	9	5	24	10	33	43	23%
Total	140	81	243	150	383	231	614	62%

9.10 CRIMINAL REFERRALS TO NPA AND THE OUTCOME

After the completion of an investigation, dockets are referred to the NPA which, based on the evidence at hand, will make a decision whether or not to institute criminal proceedings against the suspect(s).

Table 23 (a) shows the total number of recommendations referred to the NPA by the respective provinces for the period under review. A total of 2 093 criminal referrals were made to the NPA for decision.

Provinces	Deaths in police custody	Deaths as a result of police action	Discharge of an official firearm(s)	Rape by a police officer	Rape in police custody	Torture	Assault	Corruption	Any other matters referred and misconduct	Systemic corruption	Non-compliance with IPID Act	Total
Eastern Cape	-	22	27	10	-	14	157	-	2	-	1	233
Free State	-	7	40	8	-	10	238	-	12	-	2	317
Gauteng	5	24	25	7	-	1	169	7	2	-	4	244
KwaZulu-Natal	1	42	29	10	-	4	63	4	2	-	1	156
Limpopo	-	8	15	3	-	3	124	1	2	-	2	158
Mpumalanga	1	15	13	5	-	7	155	-	6	-	13	215
North West	-	6	17	7	-	6	128	-	-	-	4	168
Northern Cape	1	5	17	6	-	1	157	-	1	-	2	190
NSIT	-	-	-	-	-	-	-	1	1	-	-	2
Western Cape	-	29	6	11	-	9	342	-	13	-	-	410
Total	8	158	189	67	-	55	1 533	13	41	-	29	2 093

Referrals forwarded to the NPA are evaluated and based on the evidence presented a decision is made. **Table 23 (b)** shows the details on the outcomes of the recommendations referred to the NPA. It can be observed that 1 347 of referrals to NPA the IPID is still waiting for response, 684 declined to prosecute, 53 NPA prosecuted and 9 withdrawn.

Province	Awaiting for response	Declined to prosecute	NPA Query	Inquest	Prosecute	Withdrawn	Total
Eastern Cape	158	71	-	-	3	1	233
Free State	152	161	-	-	2	2	317
Gauteng	219	21	-	-	4	-	244
KwaZulu-Natal	133	23	-	-	-	-	156
Limpopo	72	73	-	-	13	-	158
Mpumalanga	85	120	-	-	9	1	215
North West	103	60	-	-	-	5	168
Northern Cape	113	71	-	-	6	-	190
NSIT	2	-	-	-	-	-	2
Western Cape	310	84	-	-	16	-	410
Total	1 347	684	-	-	53	9	2 093

9.11 DISCIPLINARY RECOMMENDATIONS MADE TO SAPS AND THE FEEDBACK RECEIVED

Part of the mandate of the IPID is to make disciplinary recommendations to the SAPS after a complaint was investigated. **Table 24 (a)** shows the types of recommendation referred by the respective provinces to SAPS. A total number of 2 277 recommendations were forwarded to SAPS during the period under review, which comprises of 794 recommendations where the IPID recommend to SAPS to discipline its member(s) and 1 483 recommendations where the IPID recommend no disciplinary to SAPS member(s).

Provinces	Positive Recommendations	Negative Recommendations	Total
Eastern Cape	139	113	252
Free State	291	105	396
Gauteng	181	112	293
KwaZulu-Natal	104	65	169
Limpopo	132	31	163
Mpumalanga	139	68	207
North West	91	84	175
Northern Cape	141	34	175
NSIT	1	3	4
Western Cape	264	179	443
Total	1 483	794	2 277

Figure 5 below is a diagrammatic representation of types of recommendations referred to SAPS.

Figure 5

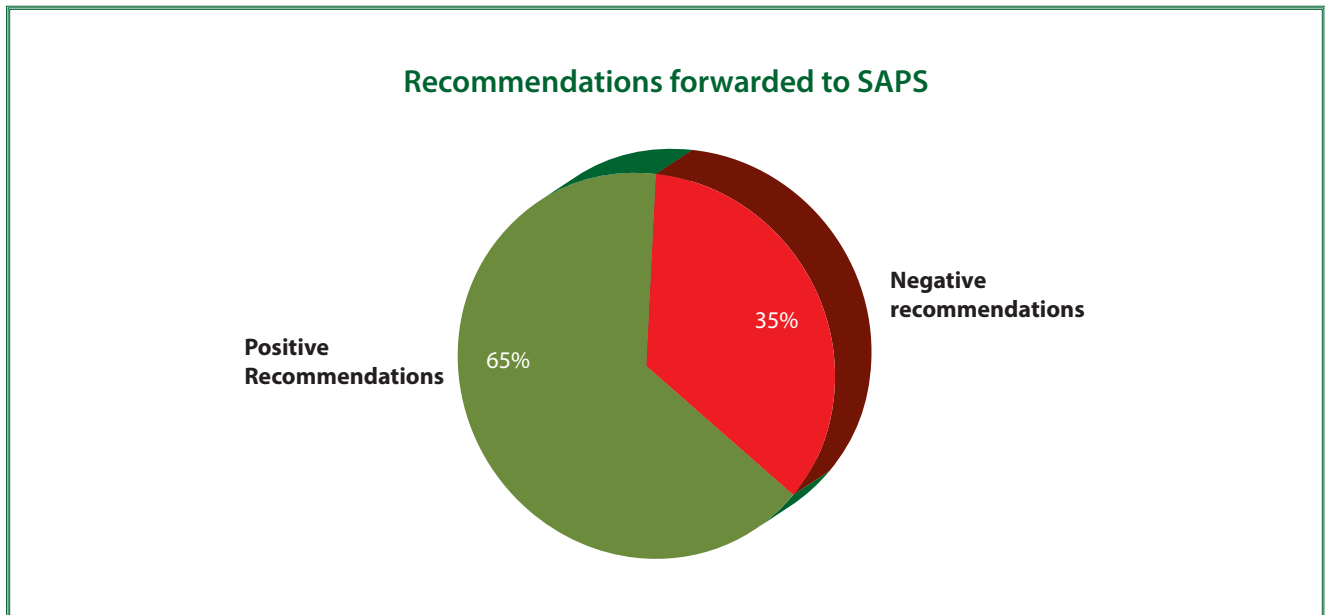


Table 24 (b) shows the recommendation referred per IPID sections by the respective provinces to SAPS. Most of the cases referred were in respect to assault with 1 596 recommendations, followed by complaint of discharge of an official firearm with 244 cases and death as a result of police action with 176 cases.

Table 24(b): Recommendations forwarded to SAPS-2022/2023												
Province	Deaths in police custody	Deaths as a result of police action	Complaint of discharge of an official firearm(s)	Rape by a police officer	Rape in police custody	Torture	Assault	Corruption	Other criminal offence	Systemic corruption	Non-compliance with IPID Act	Total
Eastern Cape	2	22	35	8	-	11	172		1	-	1	252
Free State		13	49	10	-	15	273	1	34	-	1	396
Gauteng	6	41	28	8	-	-	193	9	5	-	3	293
KwaZulu-Natal	4	37	32	14	-	6	69	4	2	-	1	169
Limpopo	1	11	17	3	-	3	122	1	3	-	2	163
Mpumalanga		14	13	1	-	6	151	1	10	-	11	207
North West	3	8	18	7	-	3	132	-	-	-	4	175
Northern Cape	4	2	10	9	-	-	148	-	-	-	2	175
NSIT	-	-	-	-	-	-	-	2	2	-	-	4
Western Cape	1	28	42	12	-	9	336		15	-	-	443
Total	21	176	244	72	-	53	1 596	18	72	-	25	2 277

*A total of 1 483 are positive recommendations; therefore, no feedback is expected

Table 24 (c) shows the types of recommendation referred by the respective provinces to MPS. A total number of 43 recommendations were forwarded to MPS during the period under review, which comprises of 17 recommendations where the IPID recommend to MPS to discipline its member(s) and 26 recommendations where the IPID recommend no disciplinary to MPS member(s).

Table 24(c): Types of Recommendations referred to MPS – 2022/2023			
Metropolitan Police	Positive Recommendations	Negative Recommendations	Total
City of Cape Town Metro Police Department (CTMPD)	-	-	-
Durban Metro Police Department (DMPD)	2	2	4
Ekurhuleni Metro Police Department (EMPD)	5	1	6
Johannesburg Metro Police Department (JMPD)	8	3	11
Nelson Mandela Bay Metro Police Department (NMBMPD)	2	-	2
Tshwane Metro Police Department (TMPD)	9	11	20
Total	26	17	43

Table 24(d) shows the recommendation referred per IPID sections by the respective provinces to MPS. Most of the forwarded recommendation were in respect of cases of assault (29), followed by cases related to complaint of discharge of an official firearm (7) and cases of deaths as a result of police action (4).

Table 24(d): Disciplinary Recommendations referred to MPS-2022/2023												
Metropolitan	Deaths in police custody	Deaths as a result of police action	Complaint of discharge of an official firearm(s)	Rape by a police officer	Rape in police custody	Torture	Assault	Corruption	Other criminal offence	Systemic corruption	Non-compliance with IPID Act	Total
CTMPD	-	-	-	-	-	-	-	-	-	-	-	-
DMPD	-	1	1	-	-	-	2	-	-	-	-	4
EMPD	-	2	1	1	-	-	2	-	-	-	-	6
JMPD	-	1	2	-	-	-	8	-	-	-	-	11
NMBMPD	-	-	-	-	-	-	2	-	-	-	-	2
TMPD	-	-	3	-	-	-	15	2	-	-	-	20
Total	-	4	7	1	-	-	29	2	-	-	-	43

*A total of 26 are positive recommendations; therefore, no feedback is expected

In terms of Section 30 of the IPID Act, IPID refers the disciplinary recommendation to SAPS on which SAPS has 30 days to respond on the disciplinary process implemented. **Table 24 (e)** indicates the status of the disciplinary recommendations referred to SAPS for the period under review.

Table 24(e): Feedback on disciplinary matters SAPS

Province	Disciplinary initiated	IPID Awaits Feedback - Section 30(a) of the IPID Act	Disciplinary finalised					Total
			Guilty	Not Guilty	No Steps	Withdrawn	Resigned from service	
Eastern Cape	39	30	17	11	15	1	-	113
Free State	21	65	11	6	2		-	105
Gauteng	51	28	13	9	9	2	-	112
KwaZulu-Natal	16	39	6	2	-	2	-	65
Limpopo	6	6	7	-	11	1	-	31
Mpumalanga	15	16	31	4	1	1	-	68
North West	16	22	20	4	21	-	1	84
Northern Cape	19	5	8	1	1	-	-	34
NSIT	2	1	-	-	-	-	-	3
Western Cape	6	166	3	1	3	-	-	179
Total	191	378	116	38	63	7	1	794

9.12 CONVICTIONS AND ACQUITTALS

9.12.1 Disciplinary Convictions

Table 25 (a) shows the total number of disciplinary convictions that were reported by the respective provinces during the period under review, this includes the conviction of the recommendations that were referred to SAPS/ MPS in previous financial years. A total number of 257 disciplinary convictions were reported.

Table 25(a): Disciplinary convictions

Provinces	Deaths in police custody	Deaths as a result of police action	Discharge of an official firearm(s)	Rape by a police officer	Rape in police custody	Torture	Assault	Corruption	Any other matters referred and misconduct	Systematic Corruption	Non-compliance with IPID Act	Total
MPS-DMPD	-	-	-	-	-	-	-	1	-	-	-	1
MPS-JMPD	-	1	-	-	-	-	-	-	-	-	-	1
MPS-TMPD	-	-	-	-	-	-	-	-	-	-	-	1
Eastern Cape	-	6	8	-	3	-	16	1	-	-	1	35
Free State	-	2	2	-	-	-	15		7	1	-	25
Gauteng	-	2	6	-	1	-	15	1	2	-	1	28
KwaZulu-Natal	-	3	3	-	5	1	5	1	-	-	-	17
Limpopo	-	4	1	-	-	-	2	-	2	-	1	10
Mpumalanga	1	3	8	-	-	-	18	-	4	-	8	42

Table 25(a): Disciplinary convictions

Provinces	Deaths in police custody	Deaths as a result of police action	Discharge of an official firearm(s)	Rape by a police officer	Rape in police custody	Torture	Assault	Corruption	Any other matters referred and misconduct	Systematic Corruption	Non-compliance with IPID Act	Total
North West	1	2	1	-	2	1	22	-	-	-	2	34
Northern Cape	3	-	1	-	3	-	12	1	2	-	-	22
NSIT	-	-	-	-	-	-	-	-	-	-	-	-
Western Cape	-	3	2	-	3	1	29	-	2	-	1	41
Total	5	26	33	-	17	3	134	5	19	1	14	257

Table 25 (b) lists details of disciplinary convictions that were secured with the following outcomes: -

- Corrective counselling (17);
- Dismissed from service (40);
- Final written warning (55);
- Salary suspension (32);
- Verbal warning (20); and
- Written warning (93)

Table 25(b): Details of disciplinary convictions

No.	Province	CCN	Station	Nature of complaint as received by IPID	Number of members charged	Sanction
1	North West	2018020091	Vryburg	Assault Common	1	Written Warning
2	Northern Cape	2018080231	Kathu	Assault GBH	2	Final Written Warning
3	MPS-JMPD	2019100093	Honeydew	Death as a Result of Police Action	1	Dismissed from Service
4	KwaZulu-Natal	2019060015	Louwsburg	Death as a Result of Police Action	1	Salary Suspension
5	KwaZulu-Natal	2019100014	Nqutu	Death as a Result of Police Action	13	Written Warning
6	Limpopo	2019100199	Sebayeng	Death as a Result of Police Action	1	Salary Suspension
7	KwaZulu-Natal	2020020600	Umbilo	Assault Common	2	Written Warning
8	KwaZulu-Natal	2020020184	Cato Manor	Death as a Result of Police Action	1	Dismissed from Service
9	Western Cape	2019010113	Kleinvlei	Assault Common	1	Written Warning
10	Free State	2019100545	Kagisanong	Death as a Result of Police Action	1	Dismissed from Service

Table 25(b): Details of disciplinary convictions

No.	Province	CCN	Station	Nature of complaint as received by IPID	Number of members charged	Sanction
11	KwaZulu-Natal	2020080659	Mooi River	Assault GBH	2	Dismissed from Service
12	Western Cape	2018050358	Delft	Assault Common	1	Written Warning
13	MPS-DMPD	2018120351	Phoenix	Corruption	2	Salary Suspension
14	KwaZulu-Natal	2021020157	Impendle	Rape by a Police Officer, on/off Duty	1	Dismissed from Service
15	North West	2019090083	Lomanyaneng	Death as a Result of Police Action	2	Salary Suspension
16	KwaZulu-Natal	2019090583	Umgungundlovu	Discharge of an Official Firearm	8	Final Written Warning
17	Northern Cape	2020100266	Hopetown	Assault Common	1	Written Warning
18	Eastern Cape	2020090587	Mount Ayliff	Death as a Result of Police Action	1	Salary Suspension
19	Eastern Cape	2021050296	Tamara	Death as a Result of Police Action	1	Dismissed from Service
20	KwaZulu-Natal	2017070423	Pietermaritzburg	Rape by a Police Officer, on/off Duty	1	Salary Suspension
21	Northern Cape	2021060407	Keimoes	Assault Common	1	Dismissed from Service
22	Western Cape	2020040647	Belhar	Assault Common	1	Final Written Warning
23	Western Cape	2021020327	Kleinvele	Assault Common	3	Corrective Counselling
24	Western Cape	2021020489	Kleinvele	Assault Common	1	Corrective Counselling
25	Eastern Cape	2020090617	Mthatha	Death as a Result of Police Action	1	Salary Suspension
26	Eastern Cape	2021030175	Tsolo	Death as a Result of Police Action	1	Salary Suspension
27	Eastern Cape	2021040158	Joza	Assault Common	3	Final Written Warning
28	Gauteng	2020040585	Mamelodi East	Assault Common	1	Dismissed from Service
29	Gauteng	2020090578	Sunnyside	Discharge of an Official Firearm	1	Dismissed from Service
30	Western Cape	2020040066	Kuils River	Assault Common	1	Verbal Warning
31	Eastern Cape	2019050261	Zwelitsha	Discharge of an Official Firearm	1	Salary Suspension
32	Western Cape	2021030538	Villiersdorp	Discharge of an Official Firearm	1	Written Warning

Table 25(b): Details of disciplinary convictions

No.	Province	CCN	Station	Nature of complaint as received by IPID	Number of members charged	Sanction
33	Eastern Cape	2021050289	Tarkastad	Discharge of an Official Firearm	1	Written Warning
34	Eastern Cape	2021070198	Steynsburg	Corruption	1	Final Written Warning
35	Free State	2021010065	Selosesha	Assault GBH	1	Written Warning
36	Free State	2021050418	Hennenman	Assault Common	1	Salary Suspension
37	North West	2020040288	Bray	Assault Common	6	Written Warning
38	North West	2021020265	Boitekong	Assault GBH	8	Written Warning
39	Western Cape	2020010392	Wolseley	Assault GBH	1	Corrective Counselling
40	Western Cape	2020020358	Elsies River	Assault Common	1	Verbal Warning
41	Western Cape	2021020043	Mbekweni	Assault Common	1	Written Warning
42	Western Cape	2021050083	Mbekweni	Assault Common	1	Written Warning
43	Western Cape	2021080215	Strand	Any other matter referred (Attempted Murder)	1	Dismissed from Service
44	Eastern Cape	2021080532	Elliot	Assault Common	2	Written Warning
45	Eastern Cape	2021100071	Mqanduli	Rape by a Police Officer, on/off Duty	1	Salary Suspension
46	Free State	2021040302	Bayswater	Any other matter referred (Defeating the Ends of Justice)	2	Written Warning
47	Free State	2021070265	Bainsvlei	Assault Common	1	Dismissed from Service
48	Gauteng	2020010037	Rabie Ridge	Death as a Result of Police Action	1	Salary Suspension
49	Gauteng	2020050615	Vanderbijlpark	Discharge of an Official Firearm	1	Dismissed from Service
50	Gauteng	2021070449	Moroka	Discharge of an Official Firearm	1	Dismissed from Service
51	KwaZulu-Natal	2020090614	Nongoma	Torture	2	Final Written Warning
52	Mpumalanga	2021050233	Kwaggafontein	Assault Common	2	Written Warning
53	Northern Cape	2019100370	Pofadder	Death in Police Custody	3	Final Written Warning
54	Northern Cape	2021070507	Kimberley	Any other matter referred (Misconduct)	5	Final Written Warning
55	Western Cape	2020030314	Kraaifontein	Assault Common	1	Written Warning
56	Western Cape	2020040425	Worcester	Assault Common	1	Written Warning

Table 25(b): Details of disciplinary convictions

No.	Province	CCN	Station	Nature of complaint as received by IPID	Number of members charged	Sanction
57	Western Cape	2020050191	Van Rhynsdorp	Assault Common	1	Written Warning
58	Western Cape	2020070093	Van Rhynsdorp	Assault Common	1	Written Warning
59	Eastern Cape	2021090319	Qumbu	Rape by a Police Officer, on/off Duty	1	Salary Suspension
60	Eastern Cape	2021100087	Steynsburg	Discharge of an Official Firearm	1	Salary Suspension
61	Free State	2021080395	Bainsvlei	Assault GBH	1	Final Written Warning
62	Free State	2019070302	Park Road	Systemic Corruption	1	Dismissed from Service
63	Mpumalanga	2021080383	Amersfoort	Discharge of an Official Firearm	2	Written Warning
64	Mpumalanga	2021090457	Barberton	Assault Common	1	Dismissed from Service
65	North West	2021100405	Morokweng	Rape by a Police Officer, on/off Duty	1	Dismissed from Service
66	Northern Cape	2020120553	Kuruman	Assault Common	1	Written Warning
67	Western Cape	2020100373	Kwanonqaba	Assault Common	1	Written Warning
68	Western Cape	2020100442	Lingelethu West	Death as a Result of Police Action	1	Final Written Warning
69	Western Cape	2021030161	Conville	Assault Common	2	Corrective Counselling
70	Western Cape	2021070348	Franschhoek	Assault GBH	3	Written Warning
71	Western Cape	2021080068	Worcester	Assault GBH	3	Written Warning
72	Western Cape	2021090045	Mfuleni	Assault Common	1	Final Written Warning
73	Western Cape	2021090168	Wynberg	Rape by a Police Officer, on/off Duty	1	Dismissed from Service
74	Western Cape	2021090446	Klapmuts	Assault Common	1	Corrective Counselling
75	Western Cape	2021100012	Murraysburg	Non-Compliance with Section 29 of the IPID Act	1	Corrective Counselling
76	Eastern Cape	2020040238	Graaff-Reinet	Assault Common	3	Written Warning
77	Eastern Cape	2021110379	Sterkspruit	Death as a Result of Police Action	1	Dismissed from Service
78	Free State	2020100384	Heidedal	Assault GBH	2	Salary Suspension
79	Mpumalanga	2020060520	Standerton	Death as a Result of Police Action	1	Final Written Warning

Table 25(b): Details of disciplinary convictions

No.	Province	CCN	Station	Nature of complaint as received by IPID	Number of members charged	Sanction
80	Mpumalanga	2020060374	Breyten	Non-Compliance with Section 29 of the IPID Act	6	Written Warning
81	Mpumalanga	2021110023	Barberton	Any other matter referred (Gender Based Violence)	1	Written Warning
82	Northern Cape	2021110216	Sunrise	Assault Common	1	Final Written Warning
83	Western Cape	2020040217	Manenberg	Torture	2	Verbal Warning
84	Western Cape	2020060255	Ceres	Assault Common	2	Corrective Counselling
85	Western Cape	2021030419	Mfuleni	Rape by a Police Officer, on/off Duty	1	Salary Suspension
86	Western Cape	2021050057	Mbekweni	Death as a Result of Police Action	1	Salary Suspension
87	Western Cape	2021050346	Kleinvlei	Assault Common	3	Verbal Warning
88	Western Cape	2021100170	Kleinvlei	Assault Common	1	Written Warning
89	Western Cape	2021110210	Malmesbury	Assault Common	1	Final Written Warning
90	Western Cape	2021120068	Nyanga	Rape by a Police Officer, on/off Duty	1	Dismissed from Service
91	Free State	2021120353	Windburg	Assault GBH	1	Dismissed from Service
92	KwaZulu-Natal	2021090069	Dannhauser	Rape by a Police Officer, on/off Duty	1	Dismissed from Service
93	Mpumalanga	2020040082	Kwaggafontein	Discharge of an Official Firearm	1	Final Written Warning
94	Free State	2021120267	Zastron	Any other matter referred (Domestic Violence)	1	Salary Suspension
95	Free State	2021120269	Zastron	Any other matter referred (Domestic Violence)	1	Salary Suspension
96	Gauteng	2020080740	Dobsonville	Non-Compliance with Section 29 of the IPID Act	1	Written Warning
97	Gauteng	2021050009	Sunnyside	Discharge of an Official Firearm	1	Dismissed from Service
98	Gauteng	2021050422	Etwatwa	Assault Common	4	Dismissed from Service
99	Gauteng	2021120180	Honeydew	Assault Common	1	Dismissed from Service
100	Gauteng	2022010329	Florida	Any other matter referred (Gender Based Violence)	1	Final Written Warning
101	KwaZulu-Natal	2020110139	Point	Corruption	2	Dismissed from Service

Table 25(b): Details of disciplinary convictions

No.	Province	CCN	Station	Nature of complaint as received by IPID	Number of members charged	Sanction
102	Mpumalanga	2021090467	Badplaas	Assault Common	2	Written Warning
103	North West	2021090343	Bedwang	Assault Common	1	Written Warning
104	North West	2021090385	Setlagole	Death as a Result of Police Action	2	Final Written Warning
105	North West	2021090408	Setlagole	Assault GBH	2	Final Written Warning
106	North West	2021120154	Taung	Assault Common	1	Written Warning
107	Northern Cape	2021110068	Victoria-West	Assault Common	1	Verbal Warning
108	Northern Cape	2021110416	Rosedale	Any other matter referred (Assault Common, Corruption, Forgery and Uttering)	1	Salary Suspension
109	Northern Cape	2021120061	Paballelo	Corruption	3	Dismissed from Service
110	Northern Cape	2022010455	Windsorton	Assault GBH	2	Final Written Warning
111	Northern Cape	2022020007	Carnavon	Death in Police Custody	2	Written Warning
112	Eastern Cape	2019090107	Madeira	Discharge of an Official Firearm	1	Written Warning
113	Eastern Cape	2020040742	Qumbu	Assault GBH	3	Final Written Warning
114	Eastern Cape	2020110334	Inyibiba	Non-Compliance with Section 29 of the IPID Act	1	Corrective Counselling
115	Free State	2019100309	Rouxville	Assault GBH	1	Written Warning
116	Free State	2021120168	Theunissen	Assault Common	1	Written Warning
117	Gauteng	2019090577	Pretoria Central	Assault Common	2	Verbal Warning
118	Gauteng	2019120034	Roodepoort	Assault GBH	2	Final Written Warning
119	Gauteng	2021080496	Jabulani	Any other matter referred (Reckless and Negligent Driving)	1	Written Warning
120	Limpopo	2021030078	Sesalemani	Death as a Result of Police Action	1	Final Written Warning
121	Mpumalanga	2021050101	Hazyview	Death in Police Custody	3	Written Warning
122	North West	2021120290	Lehurutshe	Non-Compliance with Section 29 of the IPID Act	1	Written Warning
123	North West	2022030146	Taung	Assault Common	1	Verbal Warning
124	Northern Cape	2021120223	De Aar	Assault Common	1	Final Written Warning

Table 25(b): Details of disciplinary convictions

No.	Province	CCN	Station	Nature of complaint as received by IPID	Number of members charged	Sanction
125	Northern Cape	2022010469	Paballelo	Assault Common	2	Written Warning
126	Western Cape	2018010662	Ceres	Assault Common	2	Written Warning
127	Western Cape	2021080071	Conville	Any other matter referred (Domestic Violence)	1	Corrective Counselling
128	Western Cape	2022010470	Fish Hoek	Discharge of an Official Firearm	1	Verbal Warning
129	Eastern Cape	2018120406	Buttterworth	Rape by a Police Officer, on/off Duty	2	Written Warning
130	Eastern Cape	2020020473	St Francis Bay	Assault GBH	2	Written Warning
131	Eastern Cape	2020050061	Mount Frere	Assault Common	1	Verbal Warning
132	Eastern Cape	2021030223	Zwelitsha	Assault Common	1	Final Written Warning
133	Eastern Cape	2021090004	East London	Assault Common	2	Written Warning
134	Eastern Cape	2022030432	Flagstaff	Discharge of an Official Firearm	1	Written Warning
135	Free State	2021080132	Selosesha	Assault Common	3	Corrective Counselling
136	Free State	2022030316	Lindley	Assault Common	1	Verbal Warning
137	Gauteng	2019110288	Eldorado Park	Assault Common	2	Written Warning
138	Gauteng	2020020363	Akasia	Death as a Result of Police Action	2	Final Written Warning
139	Gauteng	2021030434	Sunnyside	Assault Common	1	Final Written Warning
140	Gauteng	2021050388	Eldorado Park	Assault Common	3	Written Warning
141	Limpopo	2021030215	Tshitale	Death as a Result of Police Action	1	Salary Suspension
142	Limpopo	2022010243	Dennilton	Non-Compliance with Section 29 of the IPID Act	1	Written Warning
143	Mpumalanga	2019090124	Embalenhle	Non-Compliance with Section 29 of the IPID Act	1	Written Warning
144	Mpumalanga	2021020408	Nelspruit	Discharge of an Official Firearm	1	Salary Suspension
145	Mpumalanga	2021060322	White River	Assault Common	3	Written Warning
146	Mpumalanga	2021080388	Piet Retief	Assault Common	1	Final Written Warning
147	North West	2021060258	Stilfontein	Rape by a Police Officer, on/off Duty	1	Dismissed from Service
148	North West	2022010215	Stella	Assault Common	1	Written Warning
149	North West	2022030114	Vryburg	Assault Common	2	Written Warning
150	North West	2022030117	Vryburg	Assault Common	1	Written Warning

Table 25(b): Details of disciplinary convictions

No.	Province	CCN	Station	Nature of complaint as received by IPID	Number of members charged	Sanction
151	Eastern Cape	2020090431	Maluti	Discharge of an Official Firearm	1	Dismissed from Service
152	Eastern Cape	2022020142	King Williams Town	Assault Common	1	Final Written Warning
153	Free State	2020070571	Welkom	Death as a Result of Police Action	1	Dismissed from Service
154	Free State	2021060030	Bohlokong	Discharge of an Official Firearm	1	Written Warning
155	Free State	2021060438	Bohlokong	Assault Common	1	Written Warning
156	Gauteng	2021100474	Hercules	Rape by a Police Officer, on/off Duty	1	Dismissed from Service
157	Gauteng	2020020196	Ivory Park	Assault Common	1	Verbal Warning
158	Limpopo	2022020233	Seshego	Assault Common	1	Final Written Warning
159	Mpumalanga	2022020176	Kriel	Assault Common	1	Final Written Warning
160	Mpumalanga	2022030100	Lydenburg	Assault Common	1	Final Written Warning
161	North West	2021120145	Kanana	Assault Common	1	Written Warning
162	Eastern Cape	2016120459	Jamestown	Assault Common	1	Written Warning
163	Eastern Cape	2018030489	East London	Assault Common	1	Final Written Warning
164	Eastern Cape	2019030088	Fort Beaufort	Assault Common	1	Written Warning
165	Eastern Cape	2021040146	Fort Beaufort	Assault Common	2	Final Written Warning
166	Eastern Cape	2022020135	Ngqeleni	Assault Common	1	Written Warning
167	Eastern Cape	2022060093	Ngqeleni	Assault Common	1	Written Warning
168	Free State	2021070228	Bloemspruit	Any other matter referred (Gender Based Violence)	1	Written Warning
169	Free State	2021110128	Bultfontein	Assault Common	1	Final Written Warning
170	Free State	2021120179	Botshabelo	Any other matter referred (Gender Based Violence)	1	Written Warning
171	Gauteng	2017030185	De Deur	Discharge of an Official Firearm	1	Salary Suspension
172	KwaZulu-Natal	2019050137	Paddock	Rape by a Police Officer, on/off Duty	1	Dismissed from Service
173	Limpopo	2020030241	Naboomspruit	Death as a Result of Police Action	1	Salary Suspension
174	Limpopo	2022040121	Roedtan	Any other matter referred (Assault Common and Pointing of a Firearm)	1	Final Written Warning

Table 25(b): Details of disciplinary convictions

No.	Province	CCN	Station	Nature of complaint as received by IPID	Number of members charged	Sanction
175	Mpumalanga	2020010298	Mhala	Discharge of an Official Firearm	1	Final Written Warning
176	Mpumalanga	2021060426	Bethal	Death as a Result of Police Action	1	Dismissed from Service
177	Mpumalanga	2021120090	Calcutta	Any other matter referred (Assault Common and Malicious Damage to Property)	4	Written Warning
178	Mpumalanga	2022030554	KwaMhlanga	Any other matter referred (Criminal Complaint)	1	Written Warning
179	North West	2020020572	Taung	Assault GBH	2	Written Warning
180	North West	2021090018	Makapansstad	Death in Police Custody	1	Written Warning
181	Northern Cape	2022020406	Douglas	Assault Common	1	Written Warning
182	Eastern Cape	2021100343	Vulindlela	Assault Common	1	Verbal Warning
183	Free State	2021070455	Batho	Discharge of an Official Firearm	1	Written Warning
184	Free State	2022050169	Bultfontein	Any other matter referred (Pointing of Firearm and Crimen Injuria)	1	Dismissed from Service
185	KwaZulu-Natal	2021070444	Mtubatuba	Assault GBH	2	Written Warning
186	KwaZulu-Natal	2022020301	KwaMsane	Discharge of an Official Firearm	1	Salary Suspension
187	Mpumalanga	2020050319	Vosman	Discharge of an Official Firearm	2	Final Written Warning
188	Mpumalanga	2022020264	Kriel	Discharge of an Official Firearm	1	Verbal Warning
189	North West	2021010526	Kanana	Assault Common	3	Written Warning
190	North West	2021080190	Vryburg	Non-Compliance with Section 29 of the IPID Act	2	Written Warning
191	Northern Cape	2021100225	Springbok	Rape by a Police Officer, on/off Duty	1	Dismissed from Service
192	Northern Cape	2022040369	Springbok	Rape by a Police Officer, on/off Duty	1	Dismissed from Service
193	Eastern Cape	2019110421	Alice	Discharge of an Official Firearm	1	Salary Suspension
194	Eastern Cape	2021050354	East London	Discharge of an Official Firearm	1	Final Written Warning
195	Free State	2022060144	Mangaung	Assault Common	1	Salary Suspension
196	Gauteng	2021110441	The Barrage	Assault Common	1	Final Written Warning
197	Gauteng	2022020208	Springs	Assault Common	1	Salary Suspension

Table 25(b): Details of disciplinary convictions

No.	Province	CCN	Station	Nature of complaint as received by IPID	Number of members charged	Sanction
198	KwaZulu-Natal	2022060405	Durban North	Assault Common	1	Final Written Warning
199	Limpopo	2021120221	Dwaalboom	Assault GBH	1	Final Written Warning
200	Mpumalanga	2021060004	Tweefontein	Assault GBH	1	Dismissed from Service
201	Mpumalanga	2022070204	Dirkiesdorp	Any other matter referred (Gender Based Violence)	1	Written Warning
202	North West	2022050156	Kanana	Assault Common	1	Verbal Warning
203	North West	2022060218	Kanana	Assault Common	1	Written Warning
204	Western Cape	2021020108	Mossel Bay	Assault Common	2	Final Written Warning
205	Free State	2022060091	Odendaalsrus	Assault GBH	1	Final Written Warning
206	Gauteng	2021030358	Sophiatown	Assault Common	1	Final Written Warning
207	Gauteng	2022040149	Garsfontein	Assault Common	2	Final Written Warning
208	Gauteng	2022050290	Sunnyside	Corruption	4	Salary Suspension
209	KwaZulu-Natal	2022020345	Chatsworth	Rape by a Police Officer, on/off Duty	1	Final Written Warning
210	KwaZulu-Natal	2022070273	Vryheid	Assault Common	1	Written Warning
211	Mpumalanga	2020030429	Piet Retief	Assault GBH	1	Final Written Warning
212	Mpumalanga	2021010432	Kwamhlanga	Assault Common	2	Final Written Warning
213	Mpumalanga	2022060069	Lydenburg	Assault Common	1	Final Written Warning
214	Mpumalanga	2022080149	Dientjie	Assault Common	1	Final Written Warning
215	North West	2018040066	Tlhabane	Torture	2	Written Warning
216	North West	2021080549	Phokeng	Assault Common	1	Written Warning
217	North West	2022060459	Mareetsane	Assault Common	1	Verbal Warning
218	North West	2022070187	Ventersdorp	Assault Common	4	Written Warning
219	North West	2022070288	Mahikeng	Non-Compliance with Section 29 of the IPID Act	2	Written Warning
220	Western Cape	2022080292	Fish Hoek	Assault GBH	2	Salary Suspension
221	Gauteng	2022080441	Atteridgeville	Discharge of an Official Firearm	1	Written Warning
222	Gauteng	2022090008	Protea	Assault GBH	1	Final Written Warning

Table 25(b): Details of disciplinary convictions

No.	Province	CCN	Station	Nature of complaint as received by IPID	Number of members charged	Sanction
223	Mpumalanga	2020080553	Masoyi	Non-Compliance with Section 29 of the IPID Act	3	Corrective Counselling
224	Mpumalanga	2020080555	Masoyi	Non-Compliance with Section 29 of the IPID Act	5	Corrective Counselling
225	Mpumalanga	2020080556	Masoyi	Non-Compliance with Section 29 of the IPID Act	4	Corrective Counselling
226	Mpumalanga	2020080561	Masoyi	Non-Compliance with Section 29 of the IPID Act	4	Corrective Counselling
227	Mpumalanga	2020080563	Masoyi	Non-Compliance with Section 29 of the IPID Act	4	Corrective Counselling
228	Mpumalanga	2022030493	Mhala	Discharge of an Official Firearm	1	Written Warning
229	Mpumalanga	2022040348	Tonga	Assault Common	3	Corrective Counselling
230	North West	2022060363	Jouberton	Assault Common	2	Final Written Warning
231	Northern Cape	2022010390	Kimberley	Assault Common	1	Written Warning
232	Northern Cape	2022080404	Paballelo	Assault Common	2	Verbal Warning
233	KwaZulu-Natal	2022080041	Ekhombe	Discharge of an Official Firearm	1	Dishonourable Discharge
234	Limpopo	2021090495	Tshilwavhusiku	Discharge of an Official Firearm	1	Salary Suspension
235	Mpumalanga	2020040723	Bushbuckridge	Assault Common	2	Written Warning
236	Mpumalanga	2020060104	Secunda	Discharge of an Official Firearm	1	Dismissed from Service
237	Mpumalanga	2022030501	Mhala	Non-Compliance with Section 29 of the IPID Act	3	Written Warning
238	Mpumalanga	2022050101	Standerton	Assault Common	1	Written Warning
239	North West	2022030455	Madibogo	Assault Common	2	Verbal Warning
240	Northern Cape	2021060197	Rietfontein	Discharge of an Official Firearm	1	Written Warning
241	Northern Cape	2022060291	Keimoes	Death in Police Custody	1	Dismissed from Service
242	Northern Cape	2022070121	Galeshewe	Rape by a Police Officer, on/off Duty	1	Dismissed from Service
243	Gauteng	2021120341	Orlando	Assault Common	1	Written Warning
244	Limpopo	2022030138	Westerburg	Any other matter referred (Defeating the Ends of Justice)	1	Salary Suspension
245	Mpumalanga	2022100126	Tonga	Assault Common	1	Written Warning
246	Mpumalanga	2022110177	Chrissiesmeer	Assault Common	1	Verbal Warning

Table 25(b): Details of disciplinary convictions

No.	Province	CCN	Station	Nature of complaint as received by IPID	Number of members charged	Sanction
247	Western Cape	2022060281	Mfuleni	Death as a Result of Police Action	1	Dismissed from Service
248	MPS-TMPD	2022050006	Pretoria Central	Discharge of an Official Firearm	1	Verbal Warning
249	Mpumalanga	2021110223	Belfast	Death as a Result of Police Action	2	Final Written Warning
250	Mpumalanga	2022110562	Acornhoek	Assault Common	1	Corrective Counselling
251	North West	2020110123	Pudimoe	Discharge of an Official Firearm	1	Final Written Warning
252	North West	2022080205	Koster	Assault Common	1	Written Warning
253	North West	2022080274	Klerksdorp	Assault Common	1	Written Warning
254	Western Cape	2023010143	Lwandle	Assault Common	1	Written Warning
255	Eastern Cape	2022040294	Willowmore	Death as a Result of Police Action	1	Final Written Warning
256	Western Cape	2022040078	Porterville	Assault Common	1	Verbal Warning
257	North West	2020020584	Klerksdorp	Assault GBH	2	Written Warning
Total					410	

9.12.2 Disciplinary Acquittals

Table 26 (a) shows the total number of disciplinary acquittals that were reported by the respective provinces during the period under review. A total of 137 disciplinary acquittals were reported.

Table 26(a): Disciplinary acquittals

Provinces	Deaths in police custody	Deaths as a result of police action	Discharge of an official firearm(s)	Rape by a police officer	Rape in police custody	Torture	Assault	Corruption	Any other matters referred and misconduct	Systematic Corruption	Non-compliance with IPID Act	Total
MPS-DMPD	-	-	-	-	-	-	1	-	-	-	-	1
Eastern Cape	-	2	2	3	-	2	16	-	-	-	-	25
Free State	1	-	2	-	-	-	14	-	1	-	-	18
Gauteng	-	3	2	-	-	-	23	2	1	-	-	31
KwaZulu-Natal	-	1	-	2	-	1	-	-	-	-	-	4
Limpopo	-	1	3	-	-	1	7	-	-	-	-	12
Mpumalanga	-	1	-	-	-	-	6	-	-	-	1	8
North West	-	1	-	1	-	-	6	2	-	-	-	10

Table 26(a): Disciplinary acquittals

Provinces	Deaths in police custody	Deaths as a result of police action	Discharge of an official firearm(s)	Rape by a police officer	Rape in police custody	Torture	Assault	Corruption	Any other matters referred and misconduct	Systematic Corruption	Non-compliance with IPID Act	Total
Northern Cape	-	-	-	-	-	-	2	-	-	-	-	2
NSIT	-	-	-	-	-	-	-	-	-	-	-	-
Western Cape	-	-	3	1	-	-	21	-	1	-	-	26
Total	1	9	12	7	-	4	96	4	3	-	1	137

Table 26 (b) lists details of disciplinary acquittals

Table 26(b): Details of disciplinary acquittals

No.	Province	CCN	Station	Nature of complaint	Number of members acquitted	Outcome
1	North West	2018010509	Atamelang	Corruption	2	Acquittal
2	North West	2018120367	Mooinooi	Corruption	2	Acquittal
3	MPS-DMPD	2019070376	Umkomaas	Assault Common	1	Acquittal
4	Eastern Cape	2020080466	Kwanobuhle	Complaints of discharge of an Official Firearm	3	Acquittal
5	Free State	2021010235	Bohlokong	Assault Common	1	Acquittal
6	Gauteng	2021050001	Brooklyn	Assault Common	1	Acquittal
7	Western Cape	2021010461	Nyanga	Assault GBH	4	Acquittal
8	Western Cape	2021010508	Nyanga	Assault GBH	4	Acquittal
9	Eastern Cape	2019110226	Mount Ayliff	Death as a Result of Police Action	1	Acquittal
10	Limpopo	2021020089	Bela Bela	Assault Common	2	Acquittal
11	Western Cape	2020080431	Bellville	Assault Common	1	Acquittal
12	Western Cape	2020120167	Manenberg	Complaints of discharge of an Official Firearm	1	Acquittal
13	Eastern Cape	2016100956	Lady Frere	Assault GBH	2	Acquittal
14	North West	2020040808	Ikageng	Assault Common	1	Acquittal
15	Eastern Cape	2021010316	Bethelsdorp	Assault GBH	2	Acquittal
16	Eastern Cape	2021060205	Kwazakhele	Rape by a Police Officer, on/off Duty	1	Acquittal
17	KwaZulu-Natal	2020050082	Folweni	Death as a Result of Police Action	1	Acquittal
18	North West	2020110275	Koster	Assault Common	1	Acquittal
19	North West	2021060300	Rustenburg	Death as a Result of Police Action	1	Acquittal

Table 26(b): Details of disciplinary acquittals

No.	Province	CCN	Station	Nature of complaint	Number of members acquitted	Outcome
20	Western Cape	2021030238	Thembaletu	Complaints of discharge of an Official Firearm	1	Acquittal
21	Eastern Cape	2021030392	Mlungisi	Assault Common	2	Acquittal
22	Eastern Cape	2021030393	Mlungisi	Assault Common	4	Acquittal
23	Free State	2020050585	Kopanong	Assault Common	4	Acquittal
24	Free State	2021010066	Selosesha	Assault GBH	1	Acquittal
25	Gauteng	2020120257	Pretoria West	Death as a Result of Police Action	1	Acquittal
26	Gauteng	2021030234	Honeydew	Assault Common	1	Acquittal
27	Western Cape	2018100412	Atlantis	Assault GBH	1	Acquittal
28	Western Cape	2020040065	Atlantis	Assault GBH	1	Acquittal
29	Western Cape	2021020273	Beaufort West	Assault Common	1	Acquittal
30	Eastern Cape	2021060206	Algoa Park	Assault GBH	1	Acquittal
31	Eastern Cape	2021090431	Zwelitsha	Assault Common	1	Acquittal
32	Gauteng	2019040409	Mamelodi East	Assault Common	1	Acquittal
33	Limpopo	2020110324	Seshego	Assault Common	1	Acquittal
34	Limpopo	2021060356	Mutale	Torture	7	Acquittal
35	Mpumalanga	2020020216	White River	Death as a Result of Police Action	4	Acquittal
36	North West	2021090171	Biesiesvlei	Assault Common	3	Acquittal
37	Western Cape	2016080330	Atlantis	Assault Common	1	Acquittal
38	Western Cape	2020080268	Robertson	Assault GBH	1	Acquittal
39	Gauteng	2020010188	Johannesburg Central	Assault Common	2	Acquittal
40	Gauteng	2020120358	Garsfontein	Complaints of discharge of an Official Firearm	2	Acquittal
41	Gauteng	2021080197	Jabulani	Assault GBH	1	Acquittal
42	Western Cape	2020080267	Atlantis	Complaints of discharge of an Official Firearm	1	Acquittal
43	Western Cape	2021050130	Riviersonderend	Assault Common	1	Acquittal
44	Western Cape	2021060055	Macassar	Assault Common	1	Acquittal
45	Western Cape	2021060071	Atlantis	Assault Common	1	Acquittal
46	Western Cape	2021080518	Fish Hoek	Assault Common	1	Acquittal

Table 26(b): Details of disciplinary acquittals

No.	Province	CCN	Station	Nature of complaint	Number of members acquitted	Outcome
47	Western Cape	2021090511	Oudtshoorn	Assault Common	1	Acquittal
48	Western Cape	2021100013	Robertson	Assault GBH	2	Acquittal
49	Western Cape	2021100022	Robertson	Assault GBH	2	Acquittal
50	Western Cape	2021100024	Robertson	Assault GBH	2	Acquittal
51	Western Cape	2021100108	Oudtshoorn	Assault Common	1	Acquittal
52	Western Cape	2021110181	Heidelberg	Any other matter referred (Sexual Assault)	1	Acquittal
53	Eastern Cape	2020080386	Dalasile	Death as a Result of Police Action	1	Acquittal
54	Eastern Cape	2021120244	Cradock	Rape by a Police Officer, on/off Duty	1	Acquittal
55	Free State	2021050364	Mangaung	Complaints of discharge of an Official Firearm	1	Acquittal
56	Free State	2021090451	Senekal	Assault Common	1	Acquittal
57	Free State	2021100191	Clarens	Assault Sexual	1	Acquittal
58	Free State	2021100221	Allanridge	Assault Common	2	Acquittal
59	Gauteng	2020070114	Daveyton	Death as a Result of Police Action	1	Acquittal
60	Gauteng	2021030074	Cullinan	Death as a Result of Police Action	1	Acquittal
61	Western Cape	2021080105	Nyanga	Assault Common	1	Acquittal
62	Western Cape	2021080152	Pinelands	Assault Common	2	Acquittal
63	Western Cape	2021090586	Riebeeck West	Rape by a Police Officer, on/off Duty	1	Acquittal
64	Western Cape	2021100264	Pacaltsdorp	Assault Common	2	Acquittal
65	Limpopo	2021070247	Mankweng	Assault Common	3	Acquittal
66	Limpopo	2021070248	Mankweng	Assault Common	3	Acquittal
67	Limpopo	2021100313	Modimolle	Assault Common	1	Acquittal
68	Mpumalanga	2021070057	Belfast	Assault Common	1	Acquittal
69	Mpumalanga	2021090081	Phola	Assault Common	1	Acquittal
70	Eastern Cape	2019100510	Sterkspruit	Assault GBH	1	Acquittal
71	Free State	2022020016	Brandfort	Assault Common	2	Acquittal
72	Free State	2022020017	Brandfort	Assault Common	2	Acquittal
73	Gauteng	2020100227	Diepsloot	Assault Common	4	Acquittal
74	Gauteng	2020110500	Lyttleton	Corruption	3	Acquittal

Table 26(b): Details of disciplinary acquittals

No.	Province	CCN	Station	Nature of complaint	Number of members acquitted	Outcome
75	Gauteng	2021030115	Randburg	Corruption	1	Acquittal
76	Gauteng	2021050308	Diepkloof	Assault GBH	1	Acquittal
77	Gauteng	2021080052	Sunnyside	Assault Common	3	Acquittal
78	Gauteng	2021120191	Vanderbijlpark	Any other matter referred (Gender Based Violence)	1	Acquittal
79	KwaZulu-Natal	2022020113	Hlobane	Rape by a Police Officer, on/off Duty	1	Acquittal
80	Eastern Cape	2022020136	Mount Frere	Assault GBH	3	Acquittal
81	Free State	2021050345	Zamdela	Death in Police Custody	1	Acquittal
82	Gauteng	2021060149	Olifantsfontein	Assault Common	1	Acquittal
83	Limpopo	2021120119	Thohoyandou	Death as a Result of Police Action	7	Acquittal
84	Mpumalanga	2020110132	Delmas	Assault GBH	3	Acquittal
85	Northern Cape	2021060385	Springbok	Assault Common	1	Acquittal
86	Eastern Cape	2019080440	Sterkspruit	Assault Common	2	Acquittal
87	Eastern Cape	2021030340	Humansdorp	Complaints of discharge of an Official Firearm	3	Acquittal
88	Eastern Cape	2021040347	Algoa Park	Torture	1	Acquittal
89	Eastern Cape	2021050149	Algoa Park	Assault Common	1	Acquittal
90	Free State	2022010004	Selosesha	Any other matter referred (Defeating the Ends of Justice)	2	Acquittal
91	Free State	2022010008	Park Road	Assault Common	2	Acquittal
92	Free State	2022030201	Edenburg	Assault Common	1	Acquittal
93	Gauteng	2021070386	Eldorado Park	Assault Common	1	Acquittal
94	Gauteng	2022010104	Sunnyside	Assault Common	1	Acquittal
95	Gauteng	2022030244	Johannesburg Central	Assault Common	3	Acquittal
96	North West	2020040095	Sun City	Assault Common	1	Acquittal
97	Eastern Cape	2019070449	Fort Beaufort	Torture	3	Acquittal
98	KwaZulu-Natal	2019120090	Empangeni	Torture	4	Acquittal
99	North West	2022010492	Letlhabile	Rape by a Police Officer, on/off Duty	1	Acquittal
100	Eastern Cape	2017110553	Alice	Assault GBH	1	Acquittal
101	Eastern Cape	2020060217	Stytlersville	Assault Common	1	Acquittal
102	Eastern Cape	2020090763	Kirkwood	Assault Common	3	Acquittal
103	Eastern Cape	2022020408	Algoa Park	Assault Common	1	Acquittal
104	Eastern Cape	2022050333	Mlungisi	Rape by a Police Officer, on/off Duty	1	Acquittal
105	Gauteng	2020090142	Moroka	Assault GBH	11	Acquittal

Table 26(b): Details of disciplinary acquittals

No.	Province	CCN	Station	Nature of complaint	Number of members acquitted	Outcome
106	Gauteng	2021110066	Midrand	Assault Common	1	Acquittal
107	Gauteng	2022050054	Randfontein	Complaints of discharge of an Official Firearm	1	Acquittal
108	Limpopo	2020070371	Mankweng	Complaints of discharge of an Official Firearm	1	Acquittal
109	North West	2022030260	Mmabatho	Assault Common	1	Acquittal
110	Western Cape	2022060016	Fish Hoek	Assault GBH	1	Acquittal
111	Free State	2021010500	Tseseng	Assault GBH	4	Acquittal
112	North West	2022040145	Sannieshof	Assault Common	1	Acquittal
113	Northern Cape	2021110233	Upington	Assault Common	3	Acquittal
114	Eastern Cape	2022060476	Pholile	Assault Common	1	Acquittal
115	Free State	2020040265	Heilbron	Complaints of discharge of an Official Firearm	1	Acquittal
116	Free State	2022050025	Tweeling	Assault Common	4	Acquittal
117	Limpopo	2018080165	Seshego	Complaints of discharge of an Official Firearm	1	Acquittal
118	Limpopo	2022050267	Botlolwa	Assault Common	5	Acquittal
119	Mpumalanga	2021080158	Siyabuswa	Assault Common	1	Acquittal
120	Eastern Cape	2022080314	Kwadwesi	Assault GBH	1	Acquittal
121	Free State	2021090368	Kagisanong	Assault Common	2	Acquittal
122	Gauteng	2017070095	Garankuwa	Assault Common	2	Acquittal
123	Gauteng	2022020102	Tembisa	Assault Common	1	Acquittal
124	Gauteng	2022040183	Meyerton	Assault Common	1	Acquittal
125	Gauteng	2022040194	Tembisa South	Assault Common	1	Acquittal
126	Gauteng	2022070428	Sunnyside	Assault Common	3	Acquittal
127	Gauteng	2022070436	Sunnyside	Assault Common	3	Acquittal
128	KwaZulu-Natal	2022040279	Newcastle	Rape by a Police Officer, on/off Duty	1	Acquittal
129	Gauteng	2022060473	Moroka	Assault Common	1	Acquittal
130	Limpopo	2021030263	Maake	Complaints of discharge of an Official Firearm	1	Acquittal
131	Mpumalanga	2019020512	Nelspruit	Non-Compliance with Section 29 of the IPID Act	2	Acquittal
132	Mpumalanga	2022060446	Laersdrift	Assault Common	1	Acquittal
133	Mpumalanga	2022080151	Embalenhle	Assault Common	1	Acquittal
134	Gauteng	2021110300	Tembisa South	Assault GBH	8	Acquittal
135	Gauteng	2022040192	Johannesburg Central	Assault GBH	1	Acquittal
136	Limpopo	2022070241	Lebowakgomo	Assault GBH	2	Acquittal

Table 26(b): Details of disciplinary acquittals						
No.	Province	CCN	Station	Nature of complaint	Number of members acquitted	Outcome
137	Free State	2022120285	Bohlokong	Assault GBH	1	Acquittal
					250	

9.12.3 Criminal Convictions

The IPID is dedicated to investigating acts of criminality allegedly perpetrated by members of the SAPS/MPS and bring these members to justice. Once the investigation is completed and recommendations are forwarded to the NPA, the court procedures take over where the role of IPID is to provide the court with enough evidence to make an appropriate ruling on the case at hand. Sometimes the case does result in a conviction. **Table 27 (a)** shows the total number of criminal convictions that have been reported by the respective provinces during the period under review. A total of 56 criminal convictions were reported.

Table 27(a): Criminal Convictions												
Provinces	Deaths in police custody	Deaths as a result of police action	Complaint of discharge of an official firearm(s)	Rape by a police officer	Rape in police custody	Torture	Assault	Corruption	Any other matters referred and misconduct	Systematic Corruption	Non-compliance with IPID Act	Total
Eastern Cape	-	2	-	-	1	-	-	-	-	-	-	3
Free State	-	1	2	-	-	1	3	-	5	-	-	12
Gauteng	-	3	3	-	-	-	-	3	-	-	-	9
KwaZulu-Natal	-	7	5	-	-	-	2	-	-	-	-	14
Limpopo	-	-	-	-	-	-	3	-	-	-	-	3
Mpumalanga	-	-	2	-	-	-	1	-	-	-	-	3
North West	-	2	-	-	-	-	1	-	-	-	-	3
Northern Cape	-	-	-	-	-	-	-	-	-	-	-	-
Western Cape	-	2	1	-	4	-	2	-	-	-	-	9
Total	-	17	13	-	5	1	12	3	5	-	-	56

Table 27(b) lists details of criminal convictions

Table 27(b): Details of criminal convictions						
No.	Province	CCN	Station	Nature of complaint	Number of members charged	Sanction
1	Eastern Cape	2013050172	Tsomo	Death as a result of police action	1	Sentenced to 10 years imprisonment, wholly suspended for 5 years
2	Eastern Cape	2014100114	KwaZakele	Death as a result of police action	1	Sentenced to 15 years imprisonment and declared unfit to possess firearm
3	Eastern Cape	2014070110	Queenstown	Rape by police officer on/off duty	1	Sentenced to 10 years imprisonment
4	Free State	2020100784	Boithuso	Assault GBH (GBV)	1	Sentenced to 18 months imprisonment or fined R3 000 and declared unfit to possess a firearm.
5	Free State	2022030560	Winburg	Pointing with a firearm (GBV)	1	Mediated successfully
6	Free State	2020100732	Wesselsbron	Assault Common	1	Mediated successfully
7	Free State	2021030047	Wesselsbron	Assault Common	1	Mediated successfully
8	Free State	2021060398	Welkom	Assault Common (GBV)	1	Mediated successfully
9	Free State	2022020411	Ficksburg	Assault GBH (GBV)	1	Sentenced to 6 months imprisonment or fine R3 000
10	Free State	2020040264	Hoopstad	Torture	1	Mediated successfully
11	Free State	2018070152	Phuthaditjhaba	Complaints of discharge of an official firearm	1	Sentenced to 2 years imprisonment or fined R 5 000
12	Free State	2019120079	Thabong	Complaints of discharge of an official firearm	1	Sentenced to 10 months' imprisonment or fined R10 000 half suspended for 5 years
13	Free State	2019100545	Kagisanong	Death as a result of police action	1	Sentenced to 10 years imprisonment and declared unfit to possess a firearm
14	Free State	2021040009	Winburg	Common Assault	1	Sentenced to 4 months' imprisonment or fined R2 000
15	Free State	2021040302	Bayswater	Defeating the ends of Justice	1	Sentenced to 6 months imprisonment or fined R4 000
16	Gauteng	2021060107	Johannesburg POP	Corruption	1	Sentenced to 4 years imprisonment
17	Gauteng	2020040167	PTA Moot	Death as a result of police action	1	Sentenced to 15 years imprisonment

Table 27(b): Details of criminal convictions

No.	Province	CCN	Station	Nature of complaint	Number of members charged	Sanction
18	Gauteng	2017010145	Dobsonville	Complaints of discharge of an official firearm	1	Sentenced to 7 years imprisonment
19	Gauteng	2017110054	Mabopane	Complaints of discharge of an official firearm	1	Sentenced to 8 years imprisonment, 2 years suspended for 5 years on conditions and declared unfit to possess firearm
20	Gauteng	2016030508	Sebenza	Corruption	1	Sentenced to 4 years imprisonment wholly suspended for 5 years
21	Gauteng	2020010037	Rabieridge	Death as a result of police action	1	Sentenced to 5 years imprisonment or fined 12 000 suspended for 5 years on conditions. Declared unfit to possess firearm
22	Gauteng	2019060433	Etwatwa	Complaints of discharge of an official firearm	1	Sentenced to 4 year imprisonment
23	Gauteng	2020060139	Dawnpark	Corruption	1	Sentenced to 6 years imprisonment
24	Gauteng	2021020493	Moroka	Death as a result of police action	4	Sentenced to 10 years imprisonment, wholly suspended for 10 years on conditions that the 4 accused will not be convicted of the same crime. The officers to undergo a period of 3 years correctional supervision
25	KwaZulu-Natal	2019010232	Ulundi	Complaints of discharge of an official firearm	1	Sentenced to 5 years imprisonment
26	KwaZulu-Natal	2019070526	Kranskop	Death as a result of police action	1	Sentenced to 7 years imprisonment
27	KwaZulu-Natal	2019040561	Hlobane	Death as a result of police action	1	Sentenced to 5 years imprisonment which is wholly suspended for 3 years on conditions
28	KwaZulu-Natal	2022010037	Nkandla	Death as a result of police action	1	Sentenced to 15 years imprisonment and he is declared unfit to possess a firearm
29	KwaZulu-Natal	2020090385	Nhlanhleni	Death as a result of police action	1	Sentenced to life imprisonment

Table 27(b): Details of criminal convictions

No.	Province	CCN	Station	Nature of complaint	Number of members charged	Sanction
30	KwaZulu-Natal	2021040162	Emanguzi	Complaints of discharge of an official firearm	1	Sentenced to 7 years imprisonment wholly suspended for 5 years
31	KwaZulu-Natal	2021070092	Phoenix	Assault Common	1	Sentenced to 6 months imprisonment or fine R 6000 wholly suspended for 5 years and declared unfit to possess a firearm
32	KwaZulu-Natal	2018100537	Ezakheni	Complaints of discharge of an official firearm	1	Sentenced to 7 years imprisonment
33	KwaZulu-Natal	2019060015	Louwsburg	Death as a result of police action	1	Sentenced to 5 years imprisonment
34	KwaZulu-Natal	2020080622	Inanda	Complaints of discharge of an official firearm	1	Sentenced to 6 months imprisonment or fined R1000 wholly suspended for 3 years
35	KwaZulu-Natal	2017080155	Harding	Complaints of discharge of an official firearm	1	Sentenced to 24 months imprisonment
36	KwaZulu-Natal	2021070092	Phoenix	Assault Common	1	Sentenced to 30 days imprisonment or fined R1500 wholly suspended for 3 years
37	KwaZulu-Natal	2023010179	Pomeroy	Death as a result of police action	1	Sentenced to 30 year imprisonment
38	KwaZulu-Natal	2015110051	Newcastle	Death as a result of police action	1	Sentenced to 15 years imprisonment
39	Limpopo	2020110601	Rooiberg	Assault Common	2	Sentenced to 12 months imprisonment or fined R10 000 wholly suspended for 3 years
40	Limpopo	2020040751	Modimolle	Assault Common	1	Sentenced to 3 months imprisonment or fined R6000 wholly suspended for 3 years
41	Limpopo	2020020243	Marble Hall	Assault Common	4	Sentenced to 12 months imprisonment or fined R6000, wholly suspended for a period of 5 years on condition
42	Mpumalanga	2016070353	Calcutta	Complaints of discharge of an official firearm	1	Sentenced to 5 years imprisonment and declared unfit to possess a firearm

Table 27(b): Details of criminal convictions

No.	Province	CCN	Station	Nature of complaint	Number of members charged	Sanction
43	Mpumalanga	2017050001	Badplaas	Complaints of discharge of an official firearm	1	Sentenced to 8 years imprisonment suspended for 5 years and declared unfit to possess a firearm
44	Mpumalanga	2020020498	Middelburg	Assault Common	1	Fined R1 000
45	North West	2011080378	Taung	Death as a result of police action	1	Sentenced to 15 years imprisonment.
46	North West	2018080072	Mmabatho	Assault Common	3	Sentenced to 6 months imprisonment or fined R3 000 which is wholly suspended for five years
47	North West	2019040197	Ikageng	Death as a result of police action	1	Sentenced to 10 years imprisonment
48	Western Cape	2017100632	Somerset West	Rape by police officer on/off duty	1	Sentenced to life imprisonment
49	Western Cape	2013070195	Paarl East	Rape by police officer on/off duty	1	Sentenced to 15 years imprisonment and declared unfit to possess firearm. His particulars shall be made to appear in the National Register for Sexual Offenders
50	Western Cape	2016090681	Mitchells Plain	Rape by police officer on/off duty	1	Sentenced to 10 years imprisonment
51	Western Cape	2017050627	Mitchells Plain	Rape by police officer on/off duty	1	Sentenced to 10 years imprisonment
52	Western Cape	2019050477	Stellenbosch	Death as a result of police action	1	Sentenced to 6 months imprisonment or fine R 6000
53	Western Cape	2020070505	Caledon	Assault GBH	1	Sentenced to 12 months imprisonment, wholly suspended for 5 years
54	Western Cape	2016110043	Lwandle	Complaints of discharge of an official firearm	1	Sentenced to 6 months imprisonment or fined R6 000
55	Western Cape	2020030272	Claremont	Death as a result of police action	1	Sentenced to 7 years imprisonment, wholly suspended for 5 years
56	Western Cape	2020100126	Parow	Assault Common	1	Sentenced to 12 months imprisonment, wholly suspended for 5 years
Total					65	

9.12.4 Criminal Acquittals

Table 28 (a) indicates the total number of criminal acquittals that have been reported by the respective provinces during the period under review. A total of 39 criminal acquittals were reported for period under review.

Table 28(a): Criminal acquittals												
Provinces	Deaths in police custody	Deaths as a result of police action	Complaint of discharge of an official firearm(s)	Rape by a police officer	Rape in police custody	Torture	Assault	Corruption	Any other matters referred and misconduct	Systematic Corruption	Non-compliance with IPID Act	Total
Eastern Cape	-	-	-	-	-	-	2	-	-	-	-	2
Free State	-	2	-	1	-	-	4	-	1	-	-	8
Gauteng	-	-	-	-	-	-	-	1	-	-	-	1
KwaZulu-Natal	-	2	-	-	-	-	-	1	-	-	-	3
Limpopo	-	1	2	-	-	-	1	-	-	-	-	4
Mpumalanga	-	1	2	-	-	-	2	-	-	-	-	5
North West	-	-	-	-	-	-	8	-	-	-	-	8
Northern Cape	-	-	-	-	-	-	-	-	-	-	-	-
Western Cape	-	-	1	1	-	-	6	-	-	-	-	8
Total	-	6	5	2	-	-	23	2	1	-	-	39

Table 28 (b) lists details of criminal acquittals

Table 28(b): Details of criminal acquittals						
No.	Province	CCN	Station	Nature of complaint	Number of members acquitted	Outcome
1	Eastern Cape	2019100461	Mdantsane	Assault-Common	1	Acquittal
2	Eastern Cape	2018060372	Cambridge	Assault-Common	3	Acquittal
3	Free State	2021060460	Namahadi	Rape by Police Officer	1	Acquittal
4	Free State	2019070300	Mangaung	Sexual Assault	1	Acquittal
5	Free State	2018080445	Odendaalsrus	Assault-Common	2	Acquittal
6	Free State	2020100413	Hoopstad	Assault Common	2	Acquittal
7	Free State	2022040262	Botshabelo	Intimidation (GBV)	1	Acquittal
8	Free State	2019060003	Hobhouse	Death as a result of police action	1	Acquittal
9	Free State	2020070126	Ladybrand	Death as a result of police action	1	Acquittal
10	Free State	2021080511	Mangaung	Sexual Assault	1	Acquittal
11	Gauteng	2018040214	Virginia	Corruption	2	Acquittal
12	KwaZulu-Natal	2018080286	Durban Central	Corruption	1	Acquittal
13	KwaZulu-Natal	2018080482	Ematimatolo	Death as a result of police action	1	Acquittal
14	KwaZulu-Natal	2017100224	Umbumbulu	Death as a result of police action	1	Acquittal
15	Limpopo	2015110092	Lebowakgomo	Assault Common	2	Acquittal

Table 28(b): Details of criminal acquittals

No.	Province	CCN	Station	Nature of complaint	Number of members acquitted	Outcome
16	Limpopo	2016040344	Gilead	Death as a result of police action	1	Acquittal
17	Limpopo	2022020293	Mutale	Complaints of discharge of an official firearm	1	Acquittal
18	Limpopo	2019040570	Gilead	Complaints of discharge of an official firearm	1	Acquittal
19	Mpumalanga	2020110213	Verena	Assault GBH	5	Acquittal
20	Mpumalanga	2016060055	Skukuza	Complaints of discharge of an official firearm	2	Acquittal
21	Mpumalanga	2021110197	Kwaggafontein	Assault-Common	1	Acquittal
22	Mpumalanga	2017100383	Bushbuckridge	Death as a result of police action	1	Acquittal
23	Mpumalanga	2019090068	Dirkiesdorp	Complaints of discharge of an official firearm	1	Acquittal
24	North West	2017030718	Mmabatho	Assault GBH	1	Acquittal
25	North West	2018050454	Rustenburg	Assault GBH	1	Acquittal
26	North West	2015110038	Mmabatho	Assault GBH	5	Acquittal
27	North West	2015110040	Mmabatho	Assault GBH	5	Acquittal
28	North West	2015110062	Mmabatho	Assault GBH	5	Acquittal
29	North West	2015110069	Mmabatho	Assault GBH	5	Acquittal
30	North West	2015110037	Mmabatho	Assault GBH	5	Acquittal
31	North West	2021010507	Lichtenburg	Assault-Common	1	Acquittal
32	Western Cape	2020040464	Table View	Assault-Common	1	Acquittal
33	Western Cape	2014110745	George	Assault-Common	1	Acquittal
34	Western Cape	2019050413	Bellville	Assault-GBH	1	Acquittal
35	Western Cape	2019050415	Bellville	Assault-Common	1	Acquittal
36	Western Cape	2016010177	Grassy Park	Rape by police officer on/off duty	1	Acquittal
37	Western Cape	2017020071	Athlone	Assault-Common	1	Acquittal
38	Western Cape	2021040153	Caledon	Assault-GBH	1	Acquittal
39	Western Cape	2020040648	Hermanus	Complaints of discharge of an official firearm	1	Acquittal
Total					70	

9.13 THE ARREST OF SAPS/MPS MEMBERS

In terms of Section 24(2) of the IPID Act, the IPID investigators are entitled to perform duties of peace officers as per the Criminal Procedure Act. The investigator can execute warrants and arrest suspects as per Section 24 (2)(e) and (f) of the IPID Act, 1 of 2011. The IPID had conducted a total of 80 arrests which resulted to 128 SAPS members being arrested for various crimes. Some of the arrests were made by SAPS before IPID investigators arrived at the crime scene or took over the investigation.

No.	Province	CCN	Station	Charges	Number of arrest(s)
1	KwaZulu Natal	2019050049	Ixopo	Complaints of discharge of an official firearm	1
2	KwaZulu Natal	2020020600	Umbilo	Assault Common / Kidnapping	1
3	KwaZulu Natal	2017070423	Pietermatrizburg	Rape by a Police Officer, on/off duty	1
4	KwaZulu Natal	2021010786	Mandeni	Corruption	2
5	KwaZulu Natal	2021010524	Mandeni	Corruption	2
6	Western Cape	2021080307	Conville	Contravention of the Domestic Violence Act	1
7	Western Cape	2021090168	Wynberg	Rape by a Police Officer, on/off duty	1
8	Mpumalanga	2020050412	Embalenhle	Rape by a Police Officer, on/off duty	1
9	Mpumalanga	2020030343	Kriel	Assault Common	1
10	Mpumalanga	2021050051	Kriel	Assault Common	2
11	Mpumalanga	2021060004	Tweefontein	Assault Common	1
12	Mpumalanga	2020040360	Siyabuswa	Assault Common	3
13	Mpumalanga	2021050094	Machadodorp	Corruption	2
14	Mpumalanga	2016060055	Skukuza	Assault Common	2
15	Mpumalanga	2020080115	Ogies	Assault Common	2
16	Mpumalanga	2019070320	Volksrust	Non-compliance with section 29 of IPID Act	1
17	Mpumalanga	2020100468	Kriel	Assault Common	1
18	Mpumalanga	2019010018	Elukwatini	Assault Common	1
19	KwaZulu Natal	2018020159	Mahlabathini	Death as a Result of Police Action	3
20	KwaZulu Natal	2018090319	Chatsworth	Death in Police Custody	15
21	KwaZulu Natal	2021100177	Inanda	Rape by a Police Officer, on/off duty	1
22	KwaZulu Natal	2021070133	Mandeni	Rape by a Police Officer, on/off duty	1
23	KwaZulu Natal	2021110005	Mandeni	Rape by a Police Officer, on/off duty	1
24	Gauteng	2019040551	Dobsonville	Death as a Result of Police Action	1
25	Gauteng	2021060110	Sandton	Corruption	1
26	Gauteng	2021060107	Yeoville	Corruption	1
27	Gauteng	2019040551	Dobsonville	Death as a Result of Police Action	1
28	Gauteng	2020080597	Khutsong	Corruption	2
29	Gauteng	2021070371	Tembisa	Defeating the ends of justice and corruption	1
30	Gauteng	2019020066	Olifantsfontein	Complaints of discharge of an official firearm	4
31	Gauteng	2021060213	Akasia	Death as a Result of Police Action & Complaints of discharge of an official firearm	1
32	Gauteng	2021060262	Devon	Rape by a Police Officer, on/off duty	1

No.	Province	CCN	Station	Charges	Number of arrest(s)
33	Gauteng	2021070093	Rietgat	Rape by a Police Officer, on/off duty	1
34	Gauteng	2021100069	Pretoria Central	Assault GBH	11
35	Mpumalanga	2016060055	Skukuza	Assault Common	2
36	Mpumalanga	2021050094	Machadodorp	Corruption	2
37	KwaZulu Natal	2018080133	Ezakheni	Death as a Result of Police Action	1
38	Gauteng	2018110232	Eldorado Park	Assault GBH	1
39	Gauteng	2021120270	Duduza	Rape by a Police Officer, on/off duty	1
40	Gauteng	2021120357	Mabopane	Death as a Result of Police Action	1
41	Gauteng	2021120371	Protea Glen	Death as a Result of Police Action	1
42	Gauteng	2021120342	Alberton	Death as a Result of Police Action	1
43	Free State	2021120353	Winburg	Assault Common	1
44	Free State	2021120269	Zastron	Assault GBH	1
45	Free State	2021120287	Welkom	Assault GBH	1
46	Free State	2021120179	Botshabelo	Assault Common	1
47	Free State	2019070299	Dealesville	Corruption	1
48	KwaZulu Natal	20220100067	Umlazi	Death as a Result of Police Action	1
49	KwaZulu Natal	2019070526	Kranskop	Death as a Result of Police Action	1
50	KwaZulu Natal	2019070349	Montclair	Assault Common	1
51	KwaZulu Natal	2016030446	Ekombe	Death as a Result of Police Action	1
52	Mpumalanga	2019100495	Elukwatini	Complaints of discharge of an official firearm	1
53	Mpumalanga	2021110023	Barberton	Contravention of the Domestic Violence Act	1
54	Mpumalanga	2021090457	Barberton	Assault Common	1
55	Mpumalanga	2019090068	Dirkiesdorp	Assault Common	1
56	Mpumalanga	2021060238	Belfast	Assault Common	1
57	Mpumalanga	2020010315	Kanyamazane	Complaints of discharge of an official firearm	1
58	Gauteng	2022020289	Randfontein	Assault Common	1
59	Gauteng	2022020217	Eden Park	Contravention of the Domestic Violence Act	1
60	Gauteng	2020120358	Garsfontein	Complaints of discharge of an official firearm	2
61	Gauteng	2022030178	Primrose	Rape by a Police Officer, on/off Duty	1
62	Eastern Cape	2019030443	Gelvandale	Complaints of discharge of an official firearm	1
63	Limpopo	2018120278	Senwabarwana	Assault GBH	1
64	Limpopo	2020070333	Polokwane	Death as a Result of Police Action	1
65	Limpopo	2021050358	Polokwane	Death as a Result of Police Action	1
66	Limpopo	2021060464	Lebowakgomo	Complaints of discharge of an official firearm	1
67	Limpopo	2022020323	Mongwadi	Death as a Result of Police Action	1
68	Limpopo	2017070407	Bela-Bela	Death as a Result of Police Action	1
69	Limpopo	2018120267	Polokwane	Assault Common	3
70	Limpopo	2019060144	Gilead	Assault Common	5
71	Limpopo	2019080134	Matlala	Complaints of discharge of an official firearm	1

No.	Province	CCN	Station	Charges	Number of arrest(s)
72	Limpopo	2019100451	Bela-Bela	Assault Common	2
73	Limpopo	2019100571	Seshego	Assault Common	1
74	KwaZulu-Natal	2022020119	Nkandla	Death as a Result of Police Action	1
75	KwaZulu-Natal	2019120295	Cremond	Death as a Result of Police Action	1
76	KwaZulu-Natal	2021070335	Phoenix	Assault Common	1
77	KwaZulu-Natal	2021070092	Phoenix	Assault Common	1
78	Western Cape	2021120068	Nyanga	Rape by a Police Officer, on/off duty	1
79	Mpumalanga	2020110216	Nelspruit	Assault Common	1
80	Mpumalanga	2021090457	Barberton	Assault Common	1
					128

9.14 THE CASES ON COURT ROLL

The number of cases that are on the court roll reflects cases where the investigation was of such a nature that the NPA accepted the IPID's recommendation pertaining to the institution of criminal prosecution. **Table 30** shows the total number of cases that each province has on the court roll. A total of 807 cases were on the court roll.

Province	Deaths in police Custody	Deaths as a result of police action	Discharge of official firearm(s)	Rape by police officials	Rape in police custody	Torture	Assault	Corruption	Other criminal matters/ misconduct	Systemic corruption	Non-compliance with IPID Act	Total
Eastern Cape	-	21	9	15	-	2	30		1	-	1	79
Free State	-	13	20	14	-	1	61	2	17	-	-	128
Gauteng	-	41	34	15	-	-	38	11	1	-	-	140
KwaZulu-Natal	-	32	7	3	-	-	8	5	2	-	-	57
Limpopo	-	6	4	-	-	-	14	-	-	-	-	24
Mpumalanga	-	11	11	2	-	-	27	4	1	1	1	58
North West	-	3	10	5	-	-	24		-	-	-	42
Northern Cape	-	1	4	8	-	-	12	2	-	-	-	27
Western Cape	-	40	9	35	-	2	159		6	-	1	252
Total	-	168	108	97	-	5	373	24	28	1	3	807

9.15 MANNER OF CLOSURE

The manner of closure can be influenced by the type and complexity of the case under investigation. A total of 3 594 cases were closed during the period under review. The manner of closure of cases per category in the period under review is detailed in **Table 31 (a)** below.

Table 31(a): Manner of disposal, per category												
Manner of disposal	Deaths in police custody	Deaths as a result of police action	Complaint of discharge of an official firearm(s)	Rape by a police officer	Rape in police custody	Torture	Assault	Corruption	Any other criminal offence and misconduct	Systemic corruption	Non-compliance with IPID Act	Total
Acquitted	5	6	8	3	1	1	34	-	-	-	-	58
Alternative Dispute Resolution	-	-	-	-	-	-	3	-	1	-	-	4
Convicted	6	7	12	3	1	-	18	2	1	-	-	50
Corrective Counselling	-	-	1	-	-	-	1	-	-	-	-	2
Declined	9	35	209	27	2	34	1 433	17	35	-	22	1 823
Dismissed	-	-	-	-	-	-	-	-	-	-	-	-
Diversion	-	-	1	-	-	-	6	-	1	-	-	8
Duplicate	-	-	-	-	-	-	-	-	-	-	-	-
Inquest	1	13	-	-	-	-	-	-	-	-	-	14
Policy referred	-	-	-	-	-	-	1	-	-	1	-	2
Preliminary	-	-	43	-	-	-	-	-	-	-	-	43
Referred	101	20	30	1	5	6	44	1	1	-	-	209
Undetected	71	4	194	6	3	48	930	13	12	-	-	1 281
Unfounded	-	-	-	-	-	-	-	-	-	-	-	-
Unsubstantiated	-	-	4	-	-	-	4	-	1	-	-	9
Withdrawn	3	1	14	7	-	3	63	-	-	-	-	91
Total	196	86	516	47	12	92	2 537	33	52	1	22	3 594

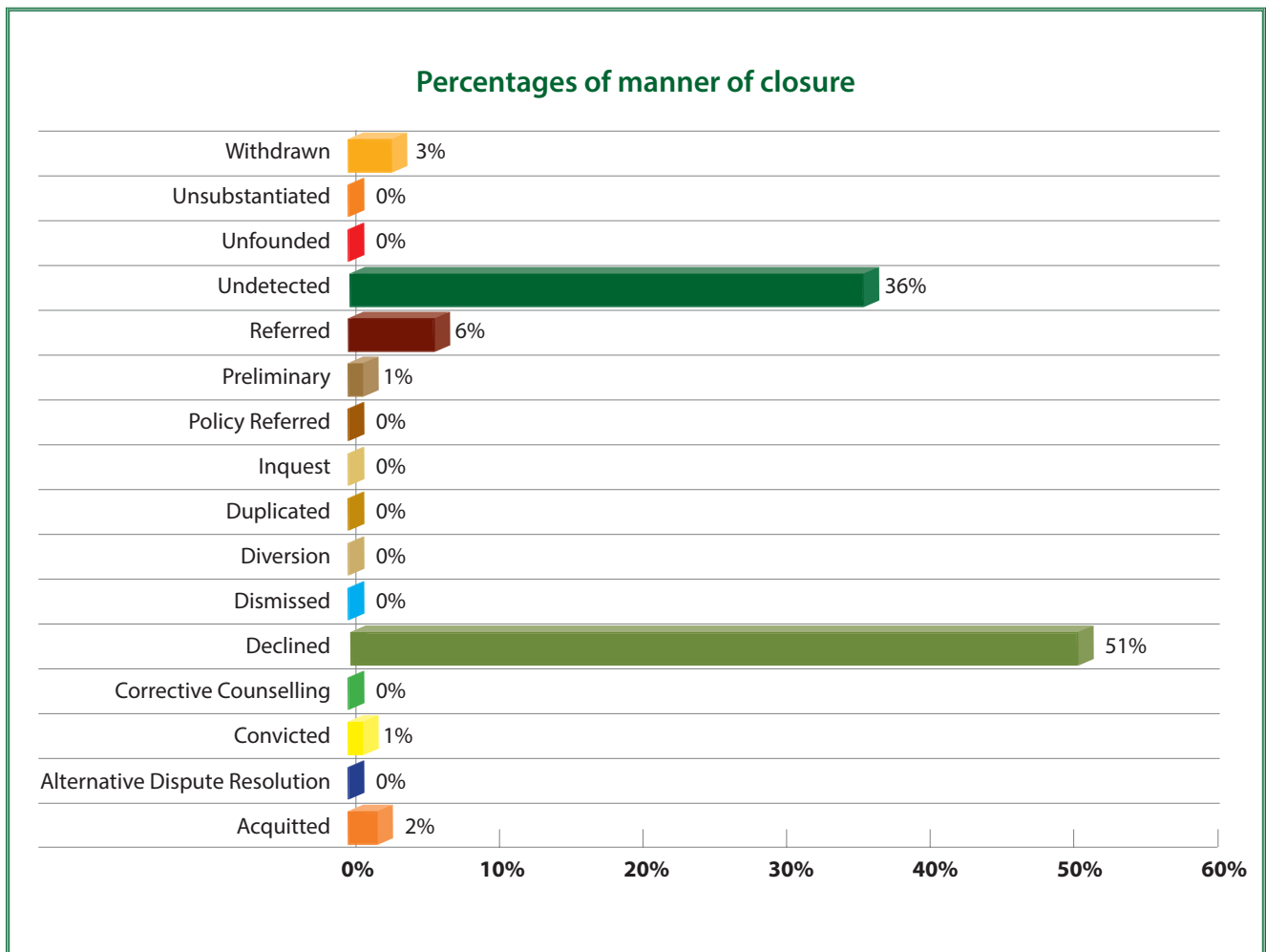
Table 31 (b) provides details of the cases closed per manner of closure and per province. The most cases closed as decline, a total of 1 823 were noted, mostly cases were closed in Western Cape with 487 cases, followed by Limpopo with 327 cases and Northern Cape with 274 cases. The second most closed cases closed as undetected with a total of 1 281 cases and such cases were closed in the Western Cape with 331 cases, followed by Mpumalanga with 257 cases and Limpopo with 149 cases.

Table 31 (b): Manner of case-closure per province

Provinces	Acquitted	Alternative Dispute Resolution	Convicted	Corrective Counselling	Declined	Dismissed	Diversion	Duplicate	Inquest	Policy Referred	Preliminary	Referred	Undetected	Unfounded	Unsubstantiated	Withdrawn	Total
Eastern Cape	2	-	3	-	271	-	-	-	1	-	3	32	107	-	2	14	435
Free State	3	-	1	-	85	-	-	-	-	-	-	19	105	-	-	5	218
Gauteng	-	-	-	-	15	-	-	-	-	-	6	19	35	-	-	-	75
KwaZulu-Natal	1	-	2	-	39	-	-	-	-	-	16	34	117	-	-	6	215
Limpopo	17	-	14	-	327	-	3	-	-	-	-	55	149	-	-	7	572
Mpumalanga	3	-	4	-	148	-	-	-	1	-	2	15	257	-	-	5	435
North West	16	1	12	-	177	-	-	-	-	1	2	11	130	-	4	12	366
Northern Cape	4	1	8	-	274	-	3	-	-	-	-	6	45	-	2	2	345
NSIT	-	-	-	-	-	-	1	-	-	1	-	-	5	-	-	-	7
Western Cape	12	2	6	2	487	-	1	-	12	-	14	18	331	-	1	40	926
Total	58	4	50	2	1 823	-	8	-	14	2	43	209	1 281	-	9	91	3 594


Figure 5 below shows the percentages of the closed cases per manner of closure. The largest share of the closed cases was closed as declined (51%), followed by closed as undetected (36%) and closed as referred (6%).

Figure 5





PART C: GOVERNANCE



1. INTRODUCTION

The IPID is committed to ensuring that principles of good corporate governance are practiced and upheld, as supported by the Public Finance Management Act, 1999 (Act 1 of 1999) and as amended by King Code on Corporate Governance (King IV) and other related leading practices.

2. RISK MANAGEMENT

2.1 Risk Management

The Department has a Risk Management Policy and Risk Management Strategy guiding the functions implemented within Corporate Governance component.

The Risk Management function becomes a critical role to ensure that the department is managing their risk. Risk assessments were conducted at a strategic and operational level for the year under review in all offices, to identify applicable risks that may be material and have an impact in achieving IPID's objectives.

A total of eight (08) risks were identified at a strategic level for 2022/23. The department was able to mitigate and address most of the strategic risks with mitigation strategies that some were fully implemented and other partially implemented. All Programmes were involved in the risk assessment process.

In 2022/23 financial year, a total of 115 operational risks were identified for both National Office and all Provincial Offices.

The component also conducted other risk assessment on motor vehicle insurance cover, in order to make a risk analysis on the implications and impact of the department obtaining an insurance for the vehicles.

The department has a Compliance, Ethics and Risk Committee that oversee the implementation of risk, compliance and ethics functions/activities within the IPID. Progress reports on the implementation of risk mitigation strategies and other activities related to risk management were presented to the committee

Risk, Compliance and Ethics Management forms an integral part of the IPID's Corporate Governance and strategic management processes; through which the IPID is able to identify weaknesses in controls and manage potential risks that may have negative impact on its operating environment.

for the Q4 of 2021/22 and Q2 & Q3 reporting during 2022/23. The progress on the implementation of mitigation strategies for operational risks was only presented to the committee starting from Q3 and Q4, as the process of risk assessment was completed later in the year.

Reports are also presented to the Audit Committee on systems and activities of risk management, including compliance and ethics functions during the Audit Committee meeting. The Audit Committee guides management on the effectiveness of risk management functions and provides oversight assurance on risk matters.

2.2 Compliance Management

The Compliance function in the IPID was implemented by conducting compliance monitoring on a quarterly basis through the self-assessment checklists, on identified relevant prescripts guiding the department on how to operate within a regulatory environment. This contributes towards enhancing internal control systems within the department.

During the year under review, monitoring and reporting was done on Ten (10) Regulatory Frameworks (i.e. Acts, Regulations and Policies) that guides 14 key units that must comply with the prescribed regulatory framework. The level of compliance was noted as follows;

Prescript	Number of applicable sections covered in the Act/ Legislation	Level of compliance to the applicable sections
1. Treasury Regulations:	23	91%
a) Internal Audit		
b) Risk and Integrity	3	100%
2. Occupational Health and Safety Act	24	75%
3. Minimum Information Security Standards	10	80%
4. IPID Act	6	100%
5. Public Finance Management Act (PFMA)	46	98%
a) Finance Unit		
a) Internal Audit	4	100%
6. Promotion of Access to Information Act (PAIA)	6	100%
7. Recruitment guideline	1	100%
8. Leave Policy	2	100%
9. Employment Equity	3	100%
10. Public Service Regulation 2016	31	98%
a) Human Resource Management		
b) Strategy and Performance Management	17	76%

2.3 Ethics Management

Ethics management contributed to the strengthening and promotion of organisations Ethics and Integrity practices in the Department through the implementation of the provisions of whistle blowing policy, Gifts Policy and Fraud Policy on the process to be followed.

No complaints of unethical conduct were registered for the year under review.

2.4 Compliance, Ethics and Risk Management Committee

The IPID has a fully functional Compliance, Ethics and Risk Management (CERM) Committee in place, appointed by the Executive Director. The committee was chaired by an external Chairperson; the committee members are all Programme Heads in the department including the Acting Chief Financial Officer. The purpose of the committee is to advise management on matters related to risk management, compliance and ethics. During the 2022/23 reporting period the committee held 2 meetings to discuss quarterly reports for Q4 of 2021/22 and Q2 & Q4 of 2022/23 reporting period.

Reports were compiled for presentation at the Audit Committee based on the deliberations at the Committee meetings.

3. FRAUD AND CORRUPTION

The IPID's Fraud Prevention Policy and Fraud Prevention Plan are proactive systems in place to manage IPID's vulnerability to fraud and corruption. The management of Fraud within the department is currently being done through the implementation, monitoring and reporting of the IPID Fraud Prevention Plan. Progress update on implementation of activities from the Fraud Plan is submitted by relevant managers and consolidated to compile a report.

The Fraud Response Plan

The Corporate Governance component facilitates the implementation of the fraud response plan on any allegation of fraud or corruption and unethical conduct reported. Cases of alleged Fraud and corruption are forwarded to Corporate Governance component through the Ethics office. During the year under review there were no incidents/allegations related to Fraud & Corruption reported to Corporate Governance component.

A preliminary analysis is conducted to determine whether the reported matter warrants an investigation. Depending on the outcome, the preliminary analysis report is forwarded to the Executive Director who decides whether the allegations are to:

- a) Be investigated internally;
- b) Co/outsourced to forensic investigative firms;
- c) Referred to the SAPS, or any applicable law enforcement agency

Corporate Governance monitors progress on action taken related to the reported fraud allegation cases and provides feedback to the Compliance, Ethic and Risk Management Committee quarterly. All information related to fraud and corruption is treated with confidentiality and only discussed with person(s) who have legitimate right to such information.

4. MINIMISING CONFLICT OF INTEREST

The Corporate Governance component coordinated the submission of financial disclosures by Senior Management Services (SMS) and all officials on Assistant Director (ASD) level during the year under review as per the director of the DPSA. The department achieved 100% compliance on the SMS Financial Disclosures during the reporting period.

The submitted financial disclosures were analysed to identify areas of conflict by affected officials, if no conflict has been identified, the Department is considered to be fully compliant with the process.

5. CODE OF CONDUCT

The IPID endeavours to adhere to highest standards of ethical and moral behaviour. The IPID's values are the core from which it operates and respond on daily activities and interaction with both internal and external stakeholders. These values as listed in the IPID's strategic plan subscribe to the Code of Conduct for the Public Service contained in the Public Service Regulations, 2016.

Adherence to the Code of Conduct enhances professionalism and ensures confidence in the Directorate. Non-compliance with the provisions of the Code of Conduct or approved policies constitutes misconduct and may lead to disciplinary action.

6. HEALTH SAFETY AND ENVIRONMENTAL ISSUES

In the period under review, risk assessment on Occupational Health and Safety (OHS) compliance was conducted and all moderate and high risk areas were identified with proposed mitigation measures. However, these mitigations cannot be implemented due to capacity constraints.

In order to remedy the situation:

The Department is in the process of creating a position of the OHS Officer to assist with OHS compliance at

National Office and Provincial Offices. One existing vacant position will be converted into the permanent position of the OHS Officer. The approval of the revised structure is still in progress.

The Department of Labour and Employment will be engaged to request assistance through a secondment of an official who can assist the department to comply with OHS Act, while the process of creating and filling the posts is underway.

7. PORTFOLIO COMMITTEES

Table 7.1 below reports on the meetings between the Independent Police Investigative Directorate (IPID) and the committees of parliament. The table contains some specific issues raised by the committee and the IPID responses.

Table 7.1 Committees of Parliament

Date of the meeting	Parliamentary Committees	Purpose	Matters raised by Committees	Department Response
22 April 2022	Portfolio Committee on Police (PCP) (virtual meeting).	Briefing by the IPID on its Annual Performance Plan (APP) and Budget Vote for the 2022/23 financial year.	The committee was concerned about backlog cases from year to year.	IPID responded that the backlog are often cases that require quality work and IPID completes more of these backlog cases than the current cases and is developing mechanisms to deal with this challenge.
4 May 2022	Select Committee on Security & Justice (virtual meeting).	Briefing by the IPID on its Annual Performance Plan (APP) and Budget Vote for the 2022/23 financial year.	Committee raised a concern about the lack of implementation of the IPID recommendations by the South African Police Service (SAPS). Members wanted to know what the National Prosecuting Authority's (NPA) main reasons for decline to prosecute and what is IPID doing to ensure that prosecution occurs.	IPID responded that there are regular meetings with the SAPS at national and provincial levels, but this could be strengthened through follow up meetings to ensure that the recommendations are implemented. IPID is using quality assurers to improve evidence submitted to prosecutors. There is a process of engagement with the NPA on this matter.

Date of the meeting	Parliamentary Committees	Purpose	Matters raised by Committees	Department Response
14 October 2022	PCP (virtual meeting).	Briefing by IPID on its Annual Report 2021/22 and financial statements	The Committee raised a concern about lack of conviction rate and case backlog.	IPID committed to improve its conviction rate by implementing the backlog strategy and the recruitment of quality assurers. IPID further committed that it would continue to engage with the SAPS and the NPA as stakeholders.
2 & 9 November 2022	PCP (virtual meeting).	The Committee was briefed by the IPID on the classification of the IPID Report on murder of Lt. Col Kinnear and its recommendations to the SAPS.	The committee raised a concern on the wrongful followed procedure in the classification of the report as top secret. There was a concern on the lack of implementation of the IPID recommendations by the SAPS and general lack of communications.	IPID undertook to support a transparent process of investigation which will ensure that the law plays its course without interference or favour. IPID noted lack of cooperation from SAPS and committed to strengthen communications and relationships.

8. SCOPA RESOLUTIONS

Resolution No.	Subject	Details	Response by the department	Resolved (Yes/No)
The department had no interactions with SCOPA during the period under review				

9. PRIOR MODIFICATIONS TO AUDIT REPORTS

Nature of qualification, disclaimer, adverse opinion and matters of non-compliance	Financial year in which it first arose	Progress made in clearing / resolving the matter
Inadequate communication of Supply Chain Management (SCM) legislation relating to local content and production.	2021/2022	Assessment has been conducted and the confirmed amount due to non-compliance has been reported for appropriate action.

10. INTERNAL CONTROL UNIT

The Internal Control Unit was not capacitated during the financial year under review however, the capacity constraint has since been addressed with effect from 01st March 2023 for the Unit to perform the following key responsibilities outlined below:

- Audit Coordination in Finance and Supply Chain Management.
- Prevention, detection and reporting of unauthorised, irregular and fruitless and wasteful expenditure;
- Confirmation of reported suspected cases of unauthorised, irregular and fruitless and wasteful expenditure;
- Determination of confirmed reported cases of unauthorised, irregular and fruitless and wasteful expenditure and make recommendations to Management;
- Post-inspection of payment batches, on a sample basis, after authorization by Finance;
- Monitoring and review of policies, delegations and business processes within Finance and Supply Chain Management.

11. INTERNAL AUDIT AND AUDIT COMMITTEES

The purpose of the Internal Audit work within the IPID is to provide independent, objective assurance and consulting services designed to add value and to improve operations. This is achieved by conducting risk based audit reviews that contribute to the improvement of Governance, Risk management and Control processes. Internal Audit also assists the audit committee in the effective discharge of its responsibilities.

In discharging its assurance responsibilities to the Department, Internal Audit follows a systematic and disciplined approach to recommend and make appropriate recommendations regarding the following in line with the International Standards for the Professional Practice of Internal Auditing.

- Achievement of IPID's objectives plans.
- Reliability and integrity of information.
- Effectiveness and efficiency of operations and programs
- Safeguarding of assets and
- Compliance with laws, regulations, policies, procedures and contracts.

Summary of Audit Work Done

The following internal audit work was completed during the year under review

- Validation of Reported Performance Information Q1-Q4
- Annual Performance Plan Review
- Financial Management Review
- IPID Committees
- Risk Management
- Investigation Management: Compliance: Western Cape
- Investigation Management: Compliance: Gauteng
- Investigation Management: Compliance: Eastern Cape
- Investigation Management: Compliance: Northern Cape
- Ethics and Integrity Strengthening Management
- Supply Chain Management
- Legal Services

- Asset Management and Disposals
- Financial Statements Review – Draft Annual Financial Statement 2021/22
- Financial Statements Review – Interim Annual Financial Statement 2022/23

Key Activities and Objectives of the Audit Committee

In line with its mandate as recorded in its Charter, the Audit Committee is established to carry out its oversight responsibilities over the Department's audit and financial reporting processes; as well as systems of risk management and internal control. Audit committee activities endeavours to fulfil the following activities:

- Effective oversight over management's role in governance, risk management and control processes;
- Enhancing business ethics and trust in the Department;
- Ensuring and enhancing the independence of the Internal Audit Activity;

- Ensuring that risks facing the Department are identified and appropriate mitigation strategies are developed and implemented;
- Ensuring proper functioning of the Internal Audit Activity through review and approval of audit scope of work; including monitoring of its performance.

The audit committee fulfilled its objectives as stated above through the interrogation of various reports including performance, risk management, compliance, financial and audit; and robust discussions during audit committee meetings that took place from the 1st to the 4th quarter of 2022/2023 financial year.

Attendance of Audit Committee Meetings by Audit Committee Members

A total of seven (07) meetings were convened in the 2022/2023 financial year, with the last meeting taking place on 28 February 2023

The table below discloses relevant information on the audit committee members:

Name	Qualifications	Internal or external	If internal, position in the department	Date appointed	Date Resigned	No. of Meetings attended
Mr S Ngobeni (Chairperson)	<ul style="list-style-type: none"> • Master in Business Administration. • Bachelor of Commerce. • Master of Commerce. • BCompt: Honors. • Higher Diploma: Computer Auditing. 	External		01 November 2021	-	07
Mr T Boltman	<ul style="list-style-type: none"> • Certified Internal Auditor. • BTech: Internal Auditing. • Post Graduate Diploma: Certified Internal Auditing. • National Diploma: Internal Auditing. • Certificate: Forensic Examination. 	External		01 November 2021		06

Name	Qualifications	Internal or external	If internal, position in the department	Date appointed	Date Resigned	No. of Meetings attended
Adv T Moeeng	<ul style="list-style-type: none"> • Master of Business Leadership. • Post Graduate Programme: Executive Development. • Degree: B. Luris • Degree: L.L.B. 	External		01 March 2021		07
Ms M Phiri	<ul style="list-style-type: none"> • Certified Accountant (CA)(SA) • BCompt: Honours. 	External		01 March 2021		07
Ms A Badimo	<ul style="list-style-type: none"> • B.Sc. Computer Science • B.Sc. Hons Computer Science • Master in Business Administration (MBA) • Master of Science (M.Sc.) • CISM (Certified Information Security Manager) • CGEIT (Certified in the Governance of Enterprise IT) • CISA (Certified Information Systems Auditor) • CRISC (Certified in Risk and Information Systems Control) • Cobol Programming Diploma • PMP (Project Management Professional) • Cert. IT Auditing • COBIT 5 • ITIL Foundation • Certified ISO 22301 Lead Implementer • Certified ISO 22301 BCMS Lead Auditor • Certified ISO 27001 ISMS Lead Auditor • Certified Blockchain Expert (CBE) • Certified ISO/IEC 27005 Lead Risk Manager • F. Inst D (IoDSA) 	External		01 March 2021		06
Ms DJ Ntlatseng	B. Proc	Internal	Executive Director	August 2020		07
Mr P. Setshedi	Bachelor of Commerce Honours. Bachelor of Commerce.	Internal	Chief Financial Officer	January 2021		08

12. AUDIT COMMITTEE REPORT

We are pleased to present our report for the financial year ended 31 March 2023.

Audit Committee and Attendance

The Audit Committee consists of the external Members listed hereunder and is required to meet a minimum of at least two times per annum as per provisions of the Public Finance Management Act (PFMA). In terms of the approved Terms of Reference (Audit Committee Charter), six meetings were held during the current year, i.e. four meetings to consider the Quarterly Performance Reporting (financial and non-financial) and two meetings to review and discuss the Annual Financial Statements, the Annual Performance Report, the Annual report of the Department and the Auditor-General of South Africa's (AGSA) Audit and Management Reports.

Non-Executive Members

Name of Member	Number of Meetings attended
Mr S Ngobeni (Chairperson)	06
Mr T Boltman	06
Ms M Phiri	06
Ms A Badimo	05
Adv. T Moeeng	06

Audit Committee Responsibility

The Audit Committee reports that it has complied with its responsibilities arising from section 38(1) (a) of the PFMA and Treasury Regulation 3.1.13. The Audit Committee also reports that it has adopted appropriate formal terms of reference as its Audit Committee Charter, has regulated its affairs in compliance with this Charter and has discharged all its responsibilities as contained therein. The Audit Committee is satisfied that the Department adhered to the provisions of the Audit Committee Charter in relation to attendance and participation during the meetings.

The Effectiveness of Internal Control

Based on the results of the formal documented review of the design, implementation and effectiveness of the department's system of internal controls conducted by the internal audit, and Auditor-General of South Africa (AGSA) during the financial year ended 31 March 2023, and in addition, considering information and explanations given by management plus discussions held with the external auditor on the results of their audit, the Audit Committee concluded that the department's system of internal financial controls is fully effective as no material internal control breaches come to the Committee's attention.

Information and Communication Technology (ICT) Governance

The Audit Committee concluded that ICT Governance of the department is not adequate, thus there is a need for implementation of integrated ICT governance strategy and strengthening of ICT internal control and governance arrangement.

Internal Audit

After considering the items listed below, the Audit Committee concluded that internal audit performance and effectiveness is satisfactory:

- Reviewed and approved the annual Internal Audit plans and evaluated the independence, effectiveness and performance of the internal audit function;
- Considered the reports of the Internal Auditors on the department's systems of internal controls;
- Reviewed issues raised by internal audit and the adequacy of corrective action taken by management in response thereto.

The Audit Committee will continue to monitor the resources and capabilities of the Internal Audit function as this has an impact on the audit of performance information.

Risk Management

The Audit Committee concluded that the risk management maturity level is not satisfactory, and deserves urgent and immediate attention.

Consequence Management

The irregular expenditure disclosed in the annual report are currently being subjected to misconduct committee investigations and at the time of this report, the investigations are still to be completed.

Combined assurance

The Audit committee reviewed the plans and reports of the external, internal auditors and other assurance providers including management and concluded that these were partial adequate to address all significant risks facing the department, thus Audit Committee recommended the finalization and the fully implementation of Combined assurance framework/strategy.

The quality of quarterly reports submitted in terms of the PFMA and the Division of Revenue Act

Based on the quarterly review of in-year monitoring systems and reports, the Audit Committee is satisfied with the quality, accuracy, usefulness, reliability, appropriateness, and adequacy of the department in-year reporting systems.

Compliance with the relevant laws and regulations

The Audit Committee considered reports provided by management, internal assurance providers and the independent auditors regarding compliance with legal and regulatory requirements and concluded that the department did materially comply with the enabling laws and regulations as well as its departmental policies and standard operating procedures.

Evaluation of Annual Financial Statements

Following the review by the Audit Committee of the Annual Financial Statements for the year ended 31 March 2023 before and after the audit, the Audit Committee is of the view that, in all material respects, it complied with the relevant provisions of the PFMA and MCS and fairly presents the financial position at that date and the results of its operations and cash flows for the year then ended.

Evaluation of Annual Performance Report

Following the review by the Audit Committee of the Annual Performance Report for the year ended 31 March 2023 before and after the audit, the Audit Committee is of the view that, in some respects, the department complied with the relevant provisions of the PFMA and Framework for Managing Programme Performance Information (FMPPPI) and fairly presents the performance of the department at that date. Furthermore, the Audit Committee advised management to develop a turnaround plan to address the under achievements contained in the report.

Final Auditor General's Report

The Audit Committee has also satisfied itself as to the integrity and fair presentation of the annual report (including the audited annual financial statements and annual performance report).

Final Auditor General's Report

The Audit Committee concurs and accepts the conclusions of the Auditor-General on the Annual Financial Statements and Annual Performance Report, which is the clean or unmodified audit opinion with findings (unqualified audit with no findings). Consequently, the Audit Committee is of the opinion that the audited annual financial statements and annual performance report be accepted and read together with the report of the Auditor-General.

For having achieved unqualified audit opinion with no findings for the financial year, the Audit Committee commend Honourable Minister and Deputy Minister, Executive Director and departmental staff for maintaining an unqualified audit opinion.

One-on-One Meeting with the Accounting Officer

The Audit Committee has met with the Accounting Officer for the Department and Internal Audit to discuss actions to be taken to address the internal control deficiencies.

Auditor-General of South Africa

The Audit Committee has met with the AGSA to ensure that there are no unresolved issues.

Conclusion

The Audit Committee wishes to acknowledge the commitment and support of Honourable Minister and Deputy Minister, Portfolio Committee, Executive-Director and her staff, AGSA staff, and Internal Audit of the department. The political and administrative leadership stability in the department played ultimate and big role towards an improved positive performance.



Mr. Stanley Ngobeni

Chairperson of the Audit Committee

Date: 31 July 2023

13. B-BBEE COMPLIANCE PERFORMANCE INFORMATION

The following table has been completed in accordance with the compliance to the Broad-Based Black Economic Empowerment (BBBEE) requirements of the BBBEE Act of 2013 and as determined by the Department of Trade, Industry and Competition.

Has the Department / Public Entity applied any relevant Code of Good Practice (B-BBEE Certificate Levels 1 – 8) with regards to the following:		
Criteria	Response Yes / No	Discussion (include a discussion on your response and indicate what measures have been taken to comply)
Determining qualification criteria for the issuing of licences, concessions or other authorisations in respect of economic activity in terms of any law?	NO	The services conducted by the Department is investigation therefore, no licences issued concessions or other authorisations in respect of economic activity.
Developing and implementing a preferential procurement policy?	YES	Included in the Department' Supply Chain Management Policy.
Determining qualification criteria for the sale of state-owned enterprises?	NO	The Department does not have state-owned enterprises.
Developing criteria for entering into partnerships with the private sector?	NO	During the period under review, the Department did not enter into partnership with any private sector.
Determining criteria for the awarding of incentives, grants and investment schemes in support of Broad Based Black Economic Empowerment?	NO	For the financial year under review. no incentives, grants and investment schemes were awarded by the Department in support of BBBEE.



PART D: HUMAN RESOURCE MANAGEMENT



1. INTRODUCTION

The information contained in this part of the annual report has been prescribed by the Minister for the Public Service and Administration for all departments in the public service.

2. OVERVIEW OF HUMAN RESOURCES

Status of human resources in the Department:

The Department had a total of three hundred and sixty (360) filled positions in its employ as at 31 March 2023. The Department continued with the exercise of reprofiling and regrouping the functions. This is part of the review of the organisational structure to ensure that the distribution of resources considers the promotion of efficient, economic and effective use of resources, responsiveness to people's needs and good human resources management. IPID like other law enforcement agencies is a labour intensive organization which requires more investigators to investigate the continuous increase number of reported cases.

A total number of five investigator posts (5) were reprioritized and allocated to the core function to have more investigators to investigate the continuous increase number of reported cases. Three (3) Quality Assurers were appointed and have started with their work to strengthen quality of investigations. In responding to the implementation of the Gender-Based Violence Femicide (GBVF) pandemic, an additional resource has been recruited to facilitate and implementing gender based violence prevention and mitigating strategies.

The Department has also started with the tender procurement process to appoint a service provider to conduct a skills audit. A skills audit will assist to identify the existing skills within the current workforce, as well as aids in identifying skills gaps within the Department and also to be aware of the competencies that are available internally and making informed decisions about organizational structure changes and growth/expansion.

The report will further enable the Department to determine whether it can meet its strategic goals,

identify areas for improvement, refine and define the recruitment and selection process and implement training and skills development interventions. It is also an opportunity to determine whether employees possess the competencies and actual skills required, to enable them to fulfil their workplace roles effectively.

The Department has started with the tender procurement process to identify a service provider and enter into a contract to provide an Employee Assistance Programme (EAP) to address issues of employee health and wellness in the workplace with the focus to promote employee wellness and improve productivity.

While the above process is still underway, the Department has in an interim secured the services of a private health care provider that is administering a vaccination of Hepatitis B for the investigators. Furthermore, interventions that were implemented to promote the employee health and wellness programme were the coordination of the health screening, workplace physical wellness day, financial wellness, blood donor event, 16 Days of Activism against abuse of Women and Children event, the Nelson Mandela international Day, World Aids Day, Team building session in promoting team spirit within the Department and to boost staff morale.

The implementation of the Youth Development Programme was affected by the COVID-19 regulations that the Departments were expected to implement a Hybrid Model. The Hybrid Model resulted in work rotation schedules which meant that the recruited youth could only spend 2-3 working days per week. This resulted in youth not getting enough workplace exposure. For this reason, the intern's contracts were extended by 12 months to ensure that the

youth accumulates enough workplace exposure to compete in the labour market which was funded by the Department.

During this period, the Recruitment and Selection Policy was reviewed which resulted in internal advertisement of level 1 to 12 vacant posts which

will assist in improving the percentage of youth representation and retention of staff.

A total number of one hundred and forty-four (144) employees were trained in the administration and core function in the Department for the development of staff members in the Department.

3. HUMAN RESOURCES OVERSIGHT STATISTICS

3.1 Personnel related expenditure

The following tables summarises the final audited personnel related expenditure by programme and by salary bands. In particular, it provides an indication of the following:

- amount spent on personnel
- amount spent on salaries, overtime, homeowner's allowances and medical aid.

Table 3.1.1 Personnel expenditure by programme for the period 1 April 2022 and 31 March 2023

Programme	Total expenditure (R'000)	Personnel expenditure (R'000)	Training expenditure (R'000)	Professional and special services expenditure (R'000)	Personnel expenditure as a % of total expenditure	Average personnel cost per employee (R'000)
DIC: Administration	107 701,00	56 673,00	170,00	1 312,00	52,62	525,00
DIC: Investigation & Information Management	230 701,00	153 519,00	742,00	1,00	66,54	597,00
DIC: Legal & Investigation Advisory Services	5 577,00	4 866,00	-	199,00	87,25	973,00
DIC: Compliance Monitoring & Stakeholder Management	15 031,00	9 341,00	54,00	18,00	62,14	778,00
Total	359 010,00	224 399,00	966,00	1 530,00	62,50	587,00

Table 3.1.2 Personnel costs by salary band for the period 1 April 2022 and 31 March 2023

Salary band	Personnel expenditure (R'000)	% of total personnel cost	No. of employees	Average personnel cost per employee (R'000)
02 Skilled (Levels 3-5)	18 771,00	8,00	64	293 297,00
03 Highly skilled production (Levels 6-8)	78 838,00	33,50	152	518 671,00
04 Highly skilled supervision (Levels 9-12)	90 301,00	38,40	113	799 124,00
05 Senior management (Levels >= 13)	36 830,00	15,70	29	1 270 000,00
13 Contract (Levels 9-12)	152,00	0,10	3	50 667,00
14 Contract (Levels >= 13)	1 770,00	0,80	1	1 770 000,00
18 Contract Other	1 121,00	0,50	20	56 050,00
Total	227 784,00	96,80	382	596 293,00

Table 3.1.3 Salaries, Overtime, Home Owners Allowance and Medical Aid by programme for the period 1 April 2022 and 31 March 2023

Programme	Salaries		Overtime		Home Owners Allowance		Medical Aid	
	Amount (R'000)	Salaries as a % of personnel costs	Amount (R'000)	Overtime as a % of personnel costs	Amount (R'000)	HOA as a % of personnel costs	Amount (R'000)	Medical aid as a % of personnel costs
DIC: Administration	47 81,00	83,00	27,00	0,00	1 437,00	2,50	2 657,00	4,70
DIC: Investigation & Information Management	124 291,00	75,70	1 849,00	1,10	3 713,00	2,30	9 962,00	6,10
DIC: Legal & Investigation Advisory Services	4 016,00	83,90	0,00	0,00	126,00	2,60	121,00	2,50
DIC: Compliance Monitoring & Stakeholder Management	7 917,00	83,60	0,00	0,00	260,00	2,70	256,00	2,70
Total	183 405,00	78,00	1 876,00	0,80	5 536,00	2,40	12 996,00	5,50

Table 3.1.4 Salaries, Overtime, Home Owners Allowance and Medical Aid by salary band for the period 1 April 2022 and 31 March 2023

Salary band	Salaries		Overtime		Home Owners Allowance		Medical Aid	
	Amount (R'000)	Salaries as a % of personnel costs	Amount (R'000)	Overtime as a % of personnel costs	Amount (R'000)	HOA as a % of personnel costs	Amount (R'000)	Medical aid as a % of personnel costs
02 Skilled (Levels 3-5)	14 027,00	74,30	24,00	0,10	1 136,00	6,00	1 934,00	10,20
03 Highly skilled production (Levels 6-8)	60 373,00	73,60	1 342,00	1,60	2 448,00	3,00	5 646,00	6,90
04 Highly skilled supervision (Levels 9-12)	73 892,00	79,30	509,00	0,50	1 591,00	1,70	4 685,00	5,00
05 Senior management (Levels >= 13)	32 216,00	84,50	0,00	0,00	361,00	0,90	731,00	1,90
13 Contract (Levels 9-12)	152,00	98,70	0,00	0,00	0,00	0,00	0,00	0,00

Salary band	Salaries		Overtime		Home Owners Allowance		Medical Aid	
	Amount (R'000)	Salaries as a % of personnel costs	Amount (R'000)	Overtime as a % of personnel costs	Amount (R'000)	HOA as a % of personnel costs	Amount (R'000)	Medical aid as a % of personnel costs
14 Contract (Levels >= 13)	1 625,00	90,70	0,00	0,00	0,00	0,00	0,00	0,00
18 Contract Other	1 120,00	99,10	0,00	0,00	0,00	0,00	0,00	0,00
TOTAL	183 405,00	78,00	1 876,00	0,80	5 536,00	2,40	12 996,00	5,50

3.2 Employment and Vacancies

The tables in this section summarise the position with regard to employment and vacancies. The following tables summarise the number of posts on the establishment, the number of employees, the vacancy rate, and whether there are any staff that are additional to the establishment.

This information is presented in terms of three key variables:

- programme
- salary band
- critical occupations (see definition in notes below).

Table 3.2.1 Employment and vacancies by programme as on 31 March 2023

Programme	Number of posts on approved establishment	Number of posts filled	Vacancy Rate	Number of employees additional to the establishment
DIC: Administration	126	109	13%	11
DIC: Compliance Monitoring & Stakeholder Management	13	11	15%	1
DIC: Investigation & Information Management	274	257	6%	10
DIC: Legal & Investigation Advisory Services	6	5	17%	0
Total	419	382	9%	22

Table 3.2.2 Employment and vacancies by salary band as on 31 March 2023

Salary band	Number of posts on approved establishment	Number of posts filled	Vacancy Rate	Number of employees additional to the establishment
02 Skilled (Levels 3-5), Permanent	72	64	11%	0
03 Highly Skilled Production (Levels 6-8), Permanent	165	152	8%	0
04 Highly Skilled Supervision (Levels 9-12), Permanent	125	114	9%	0
05 Senior Management (Levels >= 13), Permanent	34	29	15%	0
09 Other, Permanent	19	19	0%	19
13 Contract (Levels 9-12), Permanent	3	3	0%	3
14 Contract (Levels >= 13), Permanent	1	1	0%	0
Total	419	382	9%	22

Table 3.2.3 Employment and vacancies by critical occupations as on 31 March 2023

Not applicable to the Department

Critical occupation	Number of posts on approved establishment	Number of posts filled	Vacancy Rate	Number of employees additional to the establishment
			-	-
Total	0,00	0,00	0,00	0,00

3.3 Filling of SMS Posts

The tables in this section provide information on employment and vacancies as it relates to members of the Senior Management Service by salary level. It also provides information on advertising and filling of SMS posts, reasons for not complying with prescribed timeframes and disciplinary steps taken.

Table 3.3.1 SMS post information as on 31 March 2023

SMS Level	Total number of funded SMS posts	Total number of SMS posts filled	% of SMS posts filled	Total number of SMS posts vacant	% of SMS posts vacant
Director-General/ Head of Department	0	0	0	0	0%
Salary Level 16	0	0	0	0	0%
Salary Level 15	1	1	100%	0	0%
Salary Level 14	12	10	83%	2	17%
Salary Level 13	22	19	86%	3	14%
Total	35	30	86%	5	14%

Table 3.3.2 SMS post information as on 30 September 2022

SMS Level	Total number of funded SMS posts	Total number of SMS posts filled	% of SMS posts filled	Total number of SMS posts vacant	% of SMS posts vacant
Director-General/ Head of Department	0	0	0%	0	0%
Salary Level 16	0	0	0%	0	0%
Salary Level 15	1	1	100%	0	0%
Salary Level 14	12	9	75%	3	25%
Salary Level 13	22	19	86%	3	14%
Total	35	29	83%	6	17%

Table 3.3.3 Advertising and filling of SMS posts for the period 1 April 2022 and 31 March 2023

SMS Level	Advertising	Filling of Posts	
	Number of vacancies per level advertised in 6 months of becoming vacant	Number of vacancies per level filled in 6 months of becoming vacant	Number of vacancies per level not filled in 6 months but filled in 12 months
Director-General/ Head of Department	0	0	0
Salary Level 16	0	0	0
Salary Level 15	0	0	0
Salary Level 14	1	0	3
Salary Level 13	3	0	3
Total	4	0	6

Table 3.3.4 Reasons for not having complied with the filling of funded vacant SMS - Advertised within 6 months and filled within 12 months after becoming vacant for the period 1 April 2022 and 31 March 2023

Reasons for vacancies not advertised within six months
The filling was delayed due to the Job Evaluation process.

Reasons for vacancies not filled within twelve months
With the first attempt to fill the vacancies no suitable candidates could be found and the posts had to be re-advertised

Notes

- In terms of the Public Service Regulations Chapter 1, Part VII C.1A.3, departments must indicate good cause or reason for not having complied with the filling of SMS posts within the prescribed timeframes.

Table 3.3.5 Disciplinary steps taken for not complying with the prescribed timeframes for filling SMS posts within 12 months for the period 1 April 2022 and 31 March 2023

Reasons for vacancies not advertised within six months
Not applicable for the department

Reasons for vacancies not filled within six months
The filling was delayed due to the Job Evaluation process.

3.4 Job Evaluation

Within a nationally determined framework, executing authorities may evaluate or re-evaluate any job in his or her organisation. In terms of the Regulations all vacancies on salary levels 9 and higher must be evaluated before they are filled. The following table summarises the number of jobs that were evaluated during the year under review. The table also provides statistics on the number of posts that were upgraded or downgraded.

Table 3.4.1 Job Evaluation by Salary band for the period 1 April 2022 and 31 March 2023

Salary band	Number of posts on approved establishment	Number of Jobs Evaluated	% of posts evaluated by salary bands	Posts Upgraded		Posts downgraded	
				Number	% of posts evaluated	Number	% of posts evaluated
Lower Skilled (Levels 1-2)	0	0	0%	0	0%	0	0%
Skilled (Levels 3-5)	72	0	0%	0	0%	0	0%
Highly skilled production (Levels 6-8)	165	0	0%	0	0%	0	0%
Highly skilled supervision (Levels 9-12)	125	3	2,4	0	0%	0	0%
Senior Management Service Band A	35	5	14,28	0	0%	0	0%
Senior Management Service Band B	0	0	0%	0	0%	0	0%
Senior Management Service Band C	0	0	0%	0	0%	0	0%
Senior Management Service Band D	0	0	0%	0	0%	0	0%
Total	397	8	2,01	0	0%	0	0%

The following table provides a summary of the number of employees whose positions were upgraded due to their post being upgraded. The number of employees might differ from the number of posts upgraded since not all employees are automatically absorbed into the new posts and some of the posts upgraded could also be vacant.

Table 3.4.2 Profile of employees whose positions were upgraded due to their posts being upgraded for the period 1 April 2022 and 31 March 2023

Gender	African	Asian	Coloured	White	Total
Female	0,00	0,00	0,00	0,00	0,00
Male	0,00	0,00	0,00	0,00	0,00
Total	0,00	0,00	0,00	0,00	0,00

Employees with a disability	0,00
-----------------------------	------

The following table summarises the number of cases where remuneration bands exceeded the grade determined by job evaluation. Reasons for the deviation are provided in each case.

Table 3.4.3 Employees with salary levels higher than those determined by job evaluation by occupation for the period 1 April 2022 and 31 March 2023

Occupation	Number of employees	Job evaluation level	Remuneration level	Reason for deviation
Assistant Director: Compliance Monitoring	1,00	9,00	10,00	Grade progression
Deputy Director: Corporate Services	1,00	11,00	12,00	Grade Progression
Total number of employees whose salaries exceeded the level determined by job evaluation				2,00
Percentage of total employed				0,55

The following table summarises the beneficiaries of the above in terms of race, gender, and disability.

Table 3.4.4 Profile of employees who have salary levels higher than those determined by job evaluation for the period 1 April 2022 and 31 March 2023

Gender	African	Asian	Coloured	White	Total
Female	1	0	0	1	2
Male	0	0	0	0	0
Total	1	0	0	1	2

Employees with a disability	0	0	0	1	0
-----------------------------	---	---	---	---	---

Notes

- If there were no cases where the salary levels were higher than those determined by job evaluation, keep the heading and replace the table with the following:

Total number of Employees whose salaries exceeded the grades determine by job evaluation	02
--	----

3.5 Employment Changes

This section provides information on changes in employment over the financial year. Turnover rates provide an indication of trends in the employment profile of the department. The following tables provide a summary of turnover rates by salary band and critical occupations (see definition in notes below).

Table 3.5.1 Annual turnover rates by salary band for the period 1 April 2022 and 31 March 2023

Salary band	Number of employees at beginning of period-1 April 2022	Appointments and transfers into the department	Terminations and transfers out of the department	Turnover rate
Lower skilled (Levels 1-2)	-	-	-	-
Skilled (Levels3-5)	64,00	9,00	4,00	6,30
Highly skilled production (Levels 6-8)	150,00	9,00	9,00	6,00
Highly skilled supervision (Levels 9-12)	115,00	3,00	7,00	6,10
Senior Management Service Bands A	19,00	2,00	0,00	0,00
Senior Management Service Bands B	9,00	0,00	0,00	0,00
Senior Management Service Bands C	8,00	15,00	4,00	50,00
Senior Management Service Bands D	0,00	3,00	0,00	0,00
Contracts	1,00	0,00	0,00	0,00
Total	366,00	41,00	24,00	6,60

Table 3.5.2 Annual turnover rates by critical occupation for the period 1 April 2022 and 31 March 2023

Not applicable to the Department

Critical occupation	Number of employees at beginning of period- April 2022	Appointments and transfers into the department	Terminations and transfers out of the department	Turnover rate
	-	-	-	-
	-	-	-	-
Total	0,00	0,00	0,00	0,00

The table below identifies the major reasons why staff left the department.

Table 3.5.3 Reasons why staff left the department for the period 1 April 2022 and 31 March 2023

Termination Type	Number	% of Total Resignations
01 Death, Permanent	1,00	4,20
02 Resignation, Permanent	19,00	79,20
03 Expiry of contract, Permanent	1,00	4,20
06 Discharged due to ill health, Permanent	1,00	4,20
07 Dismissal-misconduct, Permanent	1,00	4,20
09 Retirement, Permanent	1,00	4,20
Other	-	-
Total	24,00	100,00
Total number of employees who left as a % of total employment		6,28

Table 3.5.4 Promotions by critical occupation for the period 1 April 2022 and 31 March 2023

Not applicable to the Department

Occupation	Employees 1 April 2022	Promotions to another salary level	Salary level promotions as a % of employees by occupation	Progressions to another notch within a salary level	Notch progression as a % of employees by occupation
	-	-	-	-	-
	-	-	-	-	-
TOTAL	0,00	0,00	0,00	0,00	0,00

Table 3.5.5 Promotions by salary band for the period 1 April 2022 and 31 March 2023

Salary Band	Employees 1 April 2022	Promotions to another salary level	Salary bands promotions as a % of employees by salary level	Progressions to another notch within a salary level	Notch progression as a % of employees by salary bands
02 Skilled (Levels 3-5), Permanent	64,00	0,00	0,00	53,00	82,80
03 Highly Skilled Production (Levels 6-8), Permanent	150,00	5,00	3,30	110,00	73,30
04 Highly Skilled Supervision (Levels 9-12), Permanent	115,00	4,00	3,50	99,00	86,10
05 Senior Management (Levels >= 13), Permanent	28,00	2,00	7,10	22,00	78,60
09 Other, Permanent	8,00	0,00	0,00	0,00	0,00
14 Contract (Levels >= 13), Permanent	1,00	0,00	0,00	0,00	0,00
Total	366,00	11,00	3,00	284,00	77,59

3.6 Employment Equity

Table 3.6.1 Total number of employees (including employees with disabilities) in each of the following occupational categories as on 31 March 2023

Occupational category	Male				Female				Total
	African	Coloured	Indian	White	African	Coloured	Indian	White	
Legislators, senior officials and managers	8	2	1	1	12	0	0	2	26
Professionals	13	0	0	2	17	0	1	0	33
Technicians and associate professionals	17	0	0	0	14	0	0	1	32
Clerks	36	0	1	0	70	2	1	0	110
Service and sales workers	97	13	5	5	53	5	2	1	181
Skilled agriculture and fishery workers	0	0	0	0	0	0	0	0	0
Craft and related trades workers	0	0	0	0	0	0	0	0	0
Plant and machine operators and assemblers	0	0	0	0	0	0	0	0	0
Elementary occupations	0	0	0	0	0	0	0	0	0
Total	171	15	7	8	166	7	4	4	382
Employees with disabilities	2	0	0	0	5	0	0	1	8

Table 3.6.2 Total number of employees (including employees with disabilities) in each of the following occupational bands as on 31 March 2023

Occupational band	Male				Female				Total
	African	Coloured	Indian	White	African	Coloured	Indian	White	
Top Management	9	2	1	1	14	0	0	2	29
Senior Management	53	6	5	5	39	3	1	1	113
Professionally qualified and experienced specialists and mid-management	75	5	1	2	64	2	2	1	152
Skilled technical and academically qualified workers, junior management, supervisors, foreman and superintendents	30	0	0	0	31	2	1	0	64
Semi-skilled and discretionary decision making	4	0	0	0	16	0	0	0	20
Unskilled and defined decision making	0	0	0	0	1	0	0	0	1

Occupational band	Male				Female				Total
	African	Coloured	Indian	White	African	Coloured	Indian	White	
Total	171	15	7	8	166	7	4	4	382
Employees with disabilities	0	2	0	0	1	0	0	0	3

Table 3.6.3 Recruitment for the period 1 April 2022 to 31 March 2023

Occupational band	Male				Female				Total
	African	Coloured	Indian	White	African	Coloured	Indian	White	
Top Management	0	0	0	0	2	0	0	0	2
Senior Management	1	0	1	0	1	0	0	0	3
Professionally qualified and experienced specialists and mid-management	5	1	0	0	3	0	0	0	9
Skilled technical and academically qualified workers, junior management, supervisors, foreman and superintendents	7	0	0	0	2	0	0	0	9
Semi-skilled and discretionary decision making	5	0	0	0	10	0	0	0	15
Unskilled and defined decision making	0	2	0	0	1	0	0	0	3
Total	18	3	1	0	19	0	0	0	41
Employees with disabilities	0	0	0	0	0	0	0	0	0

Table 3.6.4 Promotions for the period 1 April 2022 to 31 March 2023

Occupational band	Male				Female				Total
	African	Coloured	Indian	White	African	Coloured	Indian	White	
Top Management	0	0	0	0	0	0	0	0	0
Senior Management	10	2	1	1	9	0	0	1	24
Professionally qualified and experienced specialists and mid-management	47	6	4	4	36	4	1	1	103
Skilled technical and academically qualified workers, junior management, supervisors, foreman and superintendents	50	4	1	1	54	2	2	1	115

Occupational band	Male				Female				Total
	African	Coloured	Indian	White	African	Coloured	Indian	White	
Semi-skilled and discretionary decision making	21	0	0	0	30	1	1	0	53
Unskilled and defined decision making	0	0	0	0	0	0	0	0	0
Total	128	12	6	6	129	7	4	3	295
Employees with disabilities	2	0	0	0	5	0	0	1	8

Table 3.6.5 Terminations for the period 1 April 2022 to 31 March 2023

Occupational Band	Male				Female				Total
	African	Coloured	Indian	White	African	Coloured	Indian	White	
Top Management	0	0	0	0	0	0	0	0	0
Senior Management	0	0	0	0	0	0	0	0	0
Professionally qualified and experienced specialists and mid-management	2	1	0	1	2	1	0	0	7
Skilled technical and academically qualified workers, junior management, supervisors, foreman and superintendents	6	0	0	0	3	0	0	0	9
Semi-skilled and discretionary decision making	3	0	0	0	1	0	0	0	4
Unskilled and defined decision making	1	0	0	0	3	0	0	0	4
Total	12	1	0	1	9	1	0	0	24
Employees with Disabilities	0	0	0	0	0	0	0	0	0

Table 3.6.6 Disciplinary action for the period 1 April 2022 to 31 March 2023

Disciplinary action	Male				Female				Total
	African	Coloured	Indian	White	African	Coloured	Indian	White	
Disciplinary action taken	5	0	0	0	4	0	0	1	10

Table 3.6.7 Skills development for the period 1 April 2022 to 31 March 2023

Occupational category	Male				Female				Total
	African	Coloured	Indian	White	African	Coloured	Indian	White	
Legislators, senior officials and managers	0	0	0	0	0	0	0	0	0

Occupational category	Male				Female				Total
	African	Coloured	Indian	White	African	Coloured	Indian	White	
Professionals	0	0	0	0	0	0	0	0	0
Technicians and associate professionals	0	0	0	0	0	0	0	0	0
Clerks	0	0	0	0	0	0	0	0	0
Service and sales workers	0	0	0	0	0	0	0	0	0
Skilled agriculture and fishery workers	0	0	0	0	0	0	0	0	0
Craft and related trades workers	0	0	0	0	0	0	0	0	0
Plant and machine operators and assemblers	0	0	0	0	0	0	0	0	0
Elementary occupations	0	0	0	0	0	0	0	0	0
Total	0	0	0	0	0	0	0	0	0
Employees with disabilities	0	0	0	0	0	0	0	0	0

3.7 Signing of Performance Agreements by SMS Members

All members of the SMS must conclude and sign performance agreements within specific timeframes. Information regarding the signing of performance agreements by SMS members, the reasons for not complying within the prescribed timeframes and disciplinary steps taken is presented here.

Table 3.7.1 Signing of Performance Agreements by SMS members as on 31 May 2022

SMS Level	Total number of funded SMS posts	Total number of SMS members	Total number of signed performance agreements	Signed performance agreements as % of total number of SMS members
Director-General/ Head of Department	0	0	0	0
Salary Level 16	0	0	0	0
Salary Level 15	1	1	0	0
Salary Level 14	14	8	8	100
Salary Level 13	21	20	20	95,23
Total	36	29	28	96,55

Table 3.7.2 Reasons for not having concluded Performance agreements for all SMS members as on 31 March 2023

Reasons
The Performance Agreement for the Executive Director was forwarded to the DPME.

Table 3.7.3 Disciplinary steps taken against SMS members for not having concluded Performance agreements as on 31 March 2023

Reasons
Not applicable.

3.8 Performance Rewards

To encourage good performance, the department has granted the following performance rewards during the year under review. The information is presented in terms of race, gender, disability, salary bands and critical occupations (see definition in notes below).

Table 3.8.1 Performance Rewards by race, gender and disability for the period 1 April 2022 to 31 March 2023

Race and Gender	Beneficiary Profile			Cost	
	Number of beneficiaries	Number of employees	% of total within group	Cost (R'000)	Average cost per employee
African	0	0	0	0	0
Male	0	0	0	0	0
Female	0	0	0	0	0
Asian	0	0	0	0	0
Male	0	0	0	0	0
Female	0	0	0	0	0
Coloured	0	0	0	0	0
Male	0	0	0	0	0
Female	0	0	0	0	0
White	0	0	0	0	0
Male	0	0	0	0	0
Female	0	0	0	0	0
Total	0	0	0	0	0

Table 3.8.2 Performance Rewards by salary band for personnel below Senior Management Service for the period 1 April 2022 to 31 March 2023

Salary band	Beneficiary Profile			Cost		Total cost as a % of the total personnel expenditure
	Number of beneficiaries	Number of employees	% of total within salary bands	Total Cost (R'000)	Average cost per employee	
Lower Skilled (Levels 1-2)	0,00	0,00	0,00	0,00	0,00	0,00
Skilled (level 3-5)	1,00	20,00	5,00	9 082,05	9 082,05	0,04
Highly skilled production (level 6-8)	3,00	64,00	4,68	88 824,27	29 608,09	0,11
Highly skilled supervision (level 9-12)	2,00	152,00	1,31	66 426,84	33 213,42	0,07
Total	6,00	236,00	2,54	164 333,16	27 388,86	0,01

Table 3.8.3 Performance Rewards by critical occupation for the period 1 April 2022 to 31 March 2023

Not applicable to the Department

Critical occupation	Beneficiary Profile			Cost	
	Number of beneficiaries	Number of employees	% of total within occupation	Total Cost (R'000)	Average cost per employee
Total	N/A	N/A	N/A	N/A	N/A

Table 3.8.4 Performance related rewards (cash bonus), by salary band for Senior Management Service for the period 1 April 2022 to 31 March 2023

Salary band	Beneficiary Profile			Cost		Total cost as a % of the total personnel expenditure
	Number of beneficiaries	Number of employees	% of total within salary bands	Total Cost (R'000)	Average cost per employee	
Band A	0	0	0	0	0	0
Band B	0	0	0	0	0	0
Band C	0	0	0	0	0	0
Band D	0	0	0	0	0	0
Total	0	0	0	0	0	0

3.9 Foreign Workers

The tables below summarise the employment of foreign nationals in the department in terms of salary band and major occupation.

Table 3.9.1 Foreign workers by salary band for the period 1 April 2022 and 31 March 2023

Not applicable to the Department

Salary band	01 April 2022		31 March 2023		Change	
	Number	% of total	Number	% of total	Number	% Change
Lower skilled						
Highly skilled production (Lev. 6-8)						
Highly skilled supervision (Lev. 9-12)						
Contract (level 9-12)						
Contract (level 13-16)						
Total	N/A	N/A	N/A	N/A	N/A	N/A

Table 3.9.2 Foreign workers by major occupation for the period 1 April 2022 and 31 March 2023

Not applicable to the Department

Major occupation	01 April 2022		31 March 2023		Change	
	Number	% of total	Number	% of total	Number	% Change
N/A	N/A	N/A	N/A	N/A	N/A	N/A

3.10 Leave utilisation

The Public Service Commission identified the need for careful monitoring of sick leave within the public service. The following tables provide an indication of the use of sick leave and disability leave. In both cases, the estimated cost of the leave is also provided.

Table 3.10.1 Sick leave for the period 1 January 2022 to 31 December 2022

Salary band	Total days	% Days with Medical certification	Number of Employees using sick leave	% of total employees using sick leave	Average days per employee	Estimated Cost (R'000)
Contract Other	33,00	54,50	9,00	3,20	4,00	13,00
Highly skilled production (Levels 6-8)	769,00	85,00	98,00	34,50	8,00	1 247,00
Highly skilled supervision (Levels 9-12)	874,00	83,10	90,00	31,70	10,00	2 255,00
Senior management (Levels 13-16)	238,00	88,70	24,00	8,50	10,00	1 099,00
Skilled (Levels 3-5)	678,00	84,10	63,00	22,20	11,00	667,00
TOTAL	2 592,00	84,10	284,00	100,00	9,00	5 282,00

Table 3.10.2 Disability leave (temporary and permanent) for the period 1 January 2022 to 31 December 2022

Salary band	Total days	% Days with Medical certification	Number of Employees using disability leave	% of total employees using disability leave	Average days per employee	Estimated Cost (R'000)
Lower skilled (Levels 1-2)	0	0	0	0	0	0
Skilled (Levels 3-5)	0	0	0	0	0	0
Highly skilled production (Levels 6-8)	5	100	1	0,86	1	680,23
Highly skilled supervision (Levels 9-12)	68	100	2	66	34,00	61 901,19
Senior management (Levels 13-16)	46	100	1	4,16	46,00	146 104,94
Total	119	100	4	1,04	81	208 686,36

The table below summarises the utilisation of annual leave. The wage agreement concluded with trade unions in the Public Service Co-ordinating Bargaining Council (PSCBC) in 2000 requires management of annual leave to prevent high levels of accrued leave being paid at the time of termination of service.

Table 3.10.3 Annual Leave for the period 1 January 2022 to 31 December 2022

Salary band	Total days taken	Number of Employees using annual leave	Average per employee
Contract (Levels 13-16)	24,00	1,00	24,00
Contract Other	157,00	20,00	8,00
Highly skilled production (Levels 6-8)	3 722,00	153,00	24,00
Highly skilled supervision (Levels 9-12)	3 100,00	119,00	26,00
Senior management (Levels 13-16)	783,00	30,00	26,00
Skilled (Levels 3-5)	1 604,00	69,00	23,00
TOTAL	9 390,00	392,00	24,00

Table 3.10.4 Capped leave for the period 1 January 2022 to 31 December 2022

Salary band	Total days of capped leave taken	Number of Employees using capped leave	Average number of days taken per employee	Average capped leave per employee as on 31 March 2023
Contract (Levels 13-16)	0,00	0,00	0,00	0,00
Contract Other	0,00	0,00	0,00	0,00
Highly skilled production (Levels 6-8)	0,00	0,00	35,00	0,00
Highly skilled supervision (Levels 9-12)	0,00	0,00	45,00	0,00
Senior management (Levels 13-16)	3,00	3,00	24,00	1,00
Skilled (Levels 3-5)	0,00	0,00	0,00	0,00
TOTAL	3,00	3,00	39,00	1,00

The following table summarise payments made to employees as a result of leave that was not taken.

Table 3.10.5 Leave payouts for the period 1 April 2022 and 31 March 2023

Reason	Total amount (R'000)	Number of employees	Average per employee (R'000)
Annual - Discounting With Resignation (Work Days)	169,00	7,00	24 143,00
Annual - Gratuity: Death/Retirement/Medical Retirement(Work	154,00	3,00	51 333,00
Capped - Gratuity: Death/Retirement/Medical Retirement(Work	117,00	2,00	58 500,00
Total	441,00	12,00	11 164.66

3.11 HIV/AIDS & Health Promotion Programmes

Table 3.11.1 Steps taken to reduce the risk of occupational exposure

Units/categories of employees identified to be at high risk of contracting HIV & related diseases (if any)	Key steps taken to reduce the risk
Investigators	The department started with administering the Hepatitis B Vaccine on 31 of March 2023.

Table 3.11.2 Details of Health Promotion and HIV/AIDS Programmes (tick the applicable boxes and provide the required information)

Question	Yes	No	Details, if yes
1. Has the department designated a member of the SMS to implement the provisions contained in Part VI E of Chapter 1 of the Public Service Regulations, 2001? If so, provide her/his name and position.	Yes		The Director Human Resource Management & Development Services
2. Does the department have a dedicated unit or has it designated specific staff members to promote the health and well-being of your employees? If so, indicate the number of employees who are involved in this task and the annual budget that is available for this purpose.	Yes		The Unit EHW is responsible for the overall wellbeing of employees.
3. Has the department introduced an Employee Assistance or Health Promotion Programme for your employees? If so, indicate the key elements/ services of this Programme.		X	<ul style="list-style-type: none"> The EAP Service Provider has expired on 31 March 2021. The department is in the process of procuring EAP services.
4. Has the department established (a) committee(s) as contemplated in Part VI E.5 (e) of Chapter 1 of the Public Service Regulations, 2001? If so, please provide the names of the members of the committee and the stakeholder(s) that they represent.		X	
5. Has the department reviewed its employment policies and practices to ensure that these do not unfairly discriminate against employees on the basis of their HIV status? If so, list the employment policies/practices so reviewed.	Yes		The HIV/AIDS Policy was reviewed and approved.
6. Has the department introduced measures to protect HIV-positive employees or those perceived to be HIV-positive from discrimination? If so, list the key elements of these measures.	Yes		<ul style="list-style-type: none"> When it comes to record keeping, no flags or symbols will be used on personnel files or other records to indicate HIV/AIDS status. No employee services will be terminated on the grounds of his/her HIV/AIDS status. The services on grounds of ill-health will apply to all employees and the provision of leave directives, including Policy and Procedure on incapacity leave and ill-health retirement shall apply to all staff.

Question	Yes	No	Details, if yes
7. Does the department encourage its employees to undergo Voluntary Counselling and Testing? If so, list the results that you have you achieved.	Yes		In line with the HIV/AIDS & TB management policy, all staff members are encouraged to voluntarily participate during VCT campaigns, The VCT campaigns are conducted per quarter
8. Has the department developed measures/ indicators to monitor & evaluate the impact of its health promotion programme? If so, list these measures/indicators.		X	The EAP Service Provider has expired on 31 March 2021. The department is in the process of procuring EAP services.

3.12 Labour Relations

Table 3.12.1 Collective agreements for the period 1 April 2022 and 31 March 2023

Not applicable to the Department

Subject matter	Date
N/A	N/A

Total number of Collective agreements	None
---------------------------------------	------

The following table summarises the outcome of disciplinary hearings conducted within the department for the year under review.

Table 3.12.2 Misconduct and disciplinary hearings finalised for the period 1 April 2022 and 31 March 2023

Outcomes of disciplinary hearings	Number	% of total
Correctional counselling	1	8,33
Verbal warning	0	0,00
Written warning	3	25,00
Final written warning	5	41,66
Suspended without pay	2	16,66
Fine	0	0,00
Demotion	0	0,00
Dismissal	1	8,33
Not guilty	0	0,00
Case withdrawn	0	0,00
Total	12	100,00

Notes

- If there were no agreements, keep the heading and replace the table with the following:

Total number of Disciplinary hearings finalised	7,00
---	------

Table 3.12.3 Types of misconduct addressed at disciplinary hearings for the period 1 April 2022 and 31 March 2023

Type of misconduct	Number	% of total
Failed to attend to a crime scene and contravened IPID SOP	2,00	14,28
Alleged gross negligence leading to loss of firearms	2,00	14,28
Undermining the principles of recruitment and selection	1,00	7,14
Sexual Harassment	1,00	7,14
Fraud	1,00	7,14
Failed to attend to a crime scene and contravened IPID SOP	7,00	50,00
Total	14,00	100,00

Table 3.12.4 Grievances logged for the period 1 April 2022 and 31 March 2023

Grievances	Number	% of Total
Number of grievances resolved	6,00	50,00
Number of grievances not resolved	6,00	50,00
Total number of grievances lodged	12,00	100,00

Table 3.12.5 Disputes logged with Councils for the period 1 April 2022 and 31 March 2023

Disputes	Number	% of Total
Number of disputes upheld	0,00	0,00
Number of disputes dismissed	0,00	0,00
Total number of disputes lodged	0,00	0,00

Table 3.12.6 Strike actions for the period 1 April 2022 and 31 March 2023

Total number of persons working days lost	0,00
Total costs working days lost	0,00
Amount recovered as a result of no work no pay (R'000)	0,00

Table 3.12.7 Precautionary suspensions for the period 1 April 2022 and 31 March 2023

Number of people suspended	0,00
Number of people whose suspension exceeded 30 days	0,00
Average number of days suspended	0,00
Cost of suspension(R'000)	0,00

3.13 Skills development

This section highlights the efforts of the department with regard to skills development.

Table 3.13.1 Training needs identified for the period 1 April 2022 and 31 March 2023

Occupational category	Gender	Number of employees as at 1 April 2022	Training needs identified at start of the reporting period			
			Learnerships	Skills Programmes & other short courses	Other forms of training	Total
Legislators, senior officials and managers	Female	13	0	6	0	6
	Male	13	0	5	0	5
Professionals	Female	18	0	40	0	40
	Male	15	0	41	0	41
Technicians and associate professionals	Female	14	0	27	0	27
	Male	17	0	37	0	37
Clerks	Female	60	0	44	62	44
	Male	33	0	36	20	36
Service and sales workers	Female	62	0	76	0	76
	Male	112	0	93	0	93
Skilled agriculture and fishery workers	Female	0	0	0	0	0
	Male	0	0	0	0	0
Craft and related trades workers	Female	0	0	0	0	0
	Male	0	0	0	0	0
Plant and machine operators and assemblers	Female	0	0	0	0	0
	Male	0	0	0	0	0
Elementary occupations	Female	0	0	0	0	0
	Male	0	0	0	0	0
Sub Total	Female	167	0	193	62	193
	Male	190	0	212	20	212
Total		357	0	405	82	405

Table 3.13.2 Training provided for the period 1 April 2022 and 31 March 2023

Occupational category	Gender	Number of employees as at 1 April 2022	Training provided within the reporting period			
			Learnerships	Skills Programmes & other short courses	Other forms of training	Total
Legislators, senior officials and managers	Female	13	0	12	0	12
	Male	13	0	10	0	10
Professionals	Female	18	0	13	0	13
	Male	15	0	11	0	11

Occupational category	Gender	Number of employees as at 1 April 2022	Training provided within the reporting period			
			Learnerships	Skills Programmes & other short courses	Other forms of training	Total
Technicians and associate professionals	Female	14	0	14	0	14
	Male	17	0	14	0	14
Clerks	Female	60	0	23	62	23
	Male	33	0	23	20	23
Service and sales workers	Female	62	0	26	0	26
	Male	112	0	35	0	35
Skilled agriculture and fishery workers	Female	0	0	0	0	0
	Male	0	0	0	0	0
Craft and related trades workers	Female	0	0	0	0	0
	Male	0	0	0	0	0
Plant and machine operators and assemblers	Female	0	0	0	0	0
	Male	0	0	0	0	0
Elementary occupations	Female	0	0	0	0	0
	Male	0	0	0	0	0
Sub Total	Female	167	0	88	62	88
	Male	190	0	93	20	93
Total		357	0	181	82	181

3.14 Injury on duty

The following tables provide basic information on injury on duty.

Table 3.14.1 Injury on duty for the period 1 April 2022 and 31 March 2023

Nature of injury on duty	Number	% of total
Required basic medical attention only	2	0.52
Temporary Total Disablement	0	0
Permanent Disablement	0	0
Fatal	0	0
Total	2	0.52

3.15 Utilisation of Consultants

The following tables relates information on the utilisation of consultants in the department. In terms of the Public Service Regulations “consultant” means a natural or juristic person or a partnership who or which provides in terms of a specific contract on an ad hoc basis any of the following professional services to a department against remuneration received from any source:

- (a) The rendering of expert advice;
- (b) The drafting of proposals for the execution of specific tasks; and
- (c) The execution of a specific task which is of a technical or intellectual nature, but excludes an employee of a department.

Table 3.15.1 Report on consultant appointments using appropriated funds for the period 1 April 2022 and 31 March 2023

Project title	Total number of consultants that worked on project	Duration (work days)	Contract value in Rand
SMS Competency Assessment	02	365	243,216.25
Verification of Educational Qualification	01	365	21,410.00

Total number of projects	Total individual consultants	Total duration Work days	Total contract value in Rand

Table 3.15.2 Analysis of consultant appointments using appropriated funds, in terms of Historically Disadvantaged Individuals (HDIs) for the period 1 April 2022 and 31 March 2023

Project title	Percentage ownership by HDI groups	Percentage management by HDI groups	Number of consultants from HDI groups that work on the project
N/A			

Table 3.15.3 Report on consultant appointments using Donor funds for the period 1 April 2022 and 31 March 2023

Project title	Total Number of consultants that worked on project	Duration (Work days)	Donor and contract value in Rand
N/A			

Total number of projects	Total individual consultants	Total duration Work days	Total contract value in Rand
N/A			

Table 3.15.4 Analysis of consultant appointments using Donor funds, in terms of Historically Disadvantaged Individuals (HDIs) for the period 1 April 2022 and 31 March 2023

Project title	Percentage ownership by HDI groups	Percentage management by HDI groups	Number of consultants from HDI groups that work on the project
N/A			


3.16 Severance Packages

Table 3.16.1 Granting of employee initiated severance packages for the period 1 April 2022 and 31 March 2023

Salary band	Number of applications received	Number of applications referred to the MPSA	Number of applications supported by MPSA	Number of packages approved by department
Lower skilled (Levels 1-2)				
Skilled Levels 3-5)				
Highly skilled production (Levels 6-8)				
Highly skilled supervision(Levels 9-12)				
Senior management (Levels 13-16)				
Total	N/A	N/A	N/A	N/A



PART E: PFMA COMPLIANCE REPORT



1. IRREGULAR, FRUITLESS AND WASTEFUL, UNAUTHORISED EXPENDITURE AND MATERIAL LOSSES

1.1 Irregular expenditure

a) Reconciliation of irregular expenditure

Description	2022/2023	2021/2022
	R'000	R'000
Opening balance	66808	66714
Prior Period Error	-	-
As Restated	66808	66714
Add: Irregular expenditure confirmed	-	94
Less: Irregular expenditure condoned	-	-
Less: Irregular expenditure not condoned and removed	-	-
Less: Irregular expenditure recoverable	-	-
Less: Irregular expenditure not recovered and written off	-	-
Closing balance	66808	66808

Irregular expenditure identified during 2021/2022 has been assessed and referred to FMC for referral to Labour Relations to institute disciplinary actions against identified responsible officials.

No irregular expenditure was discovered in the 2022/2023 financial year.

Reconciling notes

Description	2022/2023	2021/2022
	R'000	R'000
Irregular expenditure that was under assessment in 2021/22	-	-
Irregular expenditure that relates to 2021/22 and identified in 2022/23	-	-
Irregular expenditure for the current year	-	94
Total	0	94

b) Details of current and previous year irregular expenditure (under assessment, determination, and investigation)

Description ¹	2022/2023	2021/2022
	R'000	R'000
Irregular expenditure under assessment	-	1003
Irregular expenditure under determination	-	94
Irregular expenditure under investigation	-	-
Total²	0	1097

1 Group similar items

2 Total unconfirmed irregular expenditure (assessment), losses (determination), and criminal conduct (investigation)

c) Details of current and previous year irregular expenditure condoned

Description	2022/2023	2021/2022
	R'000	R'000
Irregular expenditure condoned	-	-
Total	0	0

d) Details of current and previous year irregular expenditure removed - (not condoned)

Description	2022/2023	2021/2022
	R'000	R'000
Irregular expenditure NOT condoned and removed	-	-
Total	0	0

e) Details of current and previous year irregular expenditure recovered

Description	2022/2023	2021/2022
	R'000	R'000
Irregular expenditure recovered	-	-
Total	0	0

f) Details of current and previous year irregular expenditure written off (irrecoverable)

Description	2022/2023	2021/2022
	R'000	R'000
Irregular expenditure written off	-	-
Total	0	0

Additional disclosure relating to Inter-Institutional Arrangements

g) Details of non-compliance cases where an institution is involved in an inter-institutional arrangement (where such institution is not responsible for the non-compliance)

Description
-
-
-
-
Total

h) Details of non-compliance cases where an institution is involved in an inter-institutional arrangement (where such institution is responsible for the non-compliance)

Description	2022/2023	2021/2022
	R'000	R'000
	-	-
	-	-
	-	-
	-	-
Total	0	0

i) Details of current and previous year disciplinary or criminal steps taken as a result of irregular expenditure

Disciplinary steps taken
-
-
-

N/A

1.2 Fruitless and wasteful expenditure

a) Reconciliation of fruitless and wasteful expenditure

Description	2022/2023	2021/2022	2020/2021
	R'000	R'000	R'000
Opening balance	382	149	125
Prior Period Error	-	-	20
As Restated	382	149	145
Add: Fruitless and wasteful expenditure confirmed	10	233	5
Less: Fruitless and wasteful expenditure written off	-	-	-
Less: Fruitless and wasteful expenditure recoverable	-66	0	-1
Closing balance	326	382	149

An Amount of R66 061.58 was recovered in the current financial year. The amount of R64 131.13 was recovered from Travel With Flair subsequent to year end and was accounted for in line with MCS: Events After the Reporting Date (Chapter 17).

Reconciling notes

Description	2022/2023	2021/2022
	R'000	R'000
Fruitless and wasteful expenditure that was under assessment in 2021/22	-	44
Fruitless and wasteful expenditure that relates to 2021/22 and identified in 2022/23	-	23
Fruitless and wasteful expenditure for the current year	10	166
Total	10	233

b) Details of current and previous year fruitless and wasteful expenditure (under assessment, determination, and investigation)

Description ³	2022/2023	2021/2022
	R'000	R'000
Fruitless and wasteful expenditure under assessment	17	33
Fruitless and wasteful expenditure under determination	-	-
Fruitless and wasteful expenditure under investigation	-	-
Total⁴	17	33

An amount of R33 081.79 was identified by AGSA as potential fruitless and wasteful expenditure in the 2021/2022 financial year. Upon investigation it was discovered that comparative amount was R43 831.49 was identified as fruitless and wasteful expenditure. However, the total duplicated amount was R64 131.13.

c) Details of current and previous year fruitless and wasteful expenditure recovered

Description	2022/2023	2021/2022
	R'000	R'000
Fruitless and wasteful expenditure recovered	-66	0
Total	-66	0

d) Details of current and previous year fruitless and wasteful expenditure not recovered and written off

Description	2022/2023	2021/2022
	R'000	R'000
Fruitless and wasteful expenditure written off	-	-
Total	0	0

³ Group similar items

⁴ Total unconfirmed fruitless and wasteful expenditure (assessment), losses (determination), and criminal conduct (investigation)

e) **Details of current and previous year disciplinary or criminal steps taken as a result of fruitless and wasteful expenditure**

Disciplinary steps taken	
-	
-	
-	
Total	

1.3 Unauthorised expenditure

a) **Reconciliation of unauthorised expenditure**

Description	2022/2023	2021/2022
	R'000	R'000
Opening balance	891	891
Add: unauthorised expenditure confirmed	-	-
Less: unauthorised expenditure approved with funding	-	-
Less: unauthorised expenditure approved without funding	-	-
Less: unauthorised expenditure recoverable	-	-
Less: unauthorised not recovered and written off ⁵	-	-
Closing balance	891	891

Reconciling notes

Description	2022/2023	2021/2022
	R'000	R'000
Unauthorised expenditure that was under assessment in 2021/22	-	-
Unauthorised expenditure that relates to 2021/22 and identified in 2022/23	-	-
Unauthorised expenditure for the current year	-	-
Total	0	0

b) **Details of current and previous year unauthorised expenditure (under assessment, determination, and investigation)**

Description ⁶	2022/2023	2021/2022
	R'000	R'000
Unauthorised expenditure under assessment	-	-
Unauthorised expenditure under determination	-	-
Unauthorised expenditure under investigation	-	-
Total⁷	0	0

5 This amount may only be written off against available savings

6 Group similar items

7 Total unconfirmed unauthorised expenditure (assessment), losses (determination), and criminal conduct (investigation)

1.4 Additional disclosure relating to material losses in terms of PFMA Section 40(3)(b) (i) &(iii)

a) Details of current and previous year material losses through criminal conduct

Material losses through criminal conduct	2022/2023	2021/2022
	R'000	R'000
Theft	-	-
Other material losses	-	-
Less: Recovered	-	-
Less: Not recovered and written off	-	-
Total	0	0

b) Details of other material losses

Nature of losses	2022/2023	2021/2022
	R'000	R'000
(Group major categories, but list material items)	-	-
	-	-
	-	-
	-	-
	-	-
Total	0	0

c) Other material losses recovered

Nature of losses	2022/2023	2021/2022
	R'000	R'000
(Group major categories, but list material items)	-	-
	-	-
	-	-
	-	-
	-	-
Total	0	0

d) Other material losses written off

Nature of losses	2022/2023	2021/2022
	R'000	R'000
(Group major categories, but list material items)	-	-
	-	-
	-	-
	-	-
	-	-
Total	0	0

2. LATE AND/OR NON-PAYMENT OF SUPPLIERS

Description	Number of invoices	Consolidated Value
		R'000
Valid invoices received	-	-
Invoices paid within 30 days or agreed period	4884	137769
Invoices paid after 30 days or agreed period	73	475
Invoices older than 30 days or agreed period (unpaid and without dispute)	-	-
Invoices older than 30 days or agreed period (unpaid and in dispute)	-	-

Late payment of invoices was caused by late verification of invoices, system unavailability, late finalization of SLA.

3. SUPPLY CHAIN MANAGEMENT

3.1 Procurement by other means

Project description	Name of supplier	Type of procurement by other means	Contract number	Value of contract R'000
Training Services – ETELLA	National School of Government (NSG)	Single Source Supplier	OR-037192	R17 430.00
Training Services – Executive Development Programme	National School of Government (NSG)	Single Source Supplier	OR-037251	R193 500.00
Training Services – Basic Project Management	National School of Government (NSG)	Single Source Supplier	OR-037171	R106 560.00
Training Services – Recruitment & Selection for the Public Sector	National School of Government (NSG)	Single Source Supplier	OR-037204	R100 360.00
Internal Audit Training – Information Technology Controls	Leadership Academy for Guardians of Governance	Sole Supplier	OR-037158	R9 216.10
Internal Audit Training – Risk Based	Leadership Academy for Guardians of Governance	Sole Supplier	OR-037122	R6 144.45
Internal Audit Training – How to review Financial Statements	Leadership Academy for Guardians of Governance	Sole Supplier	OR-037159	R18 432.20
Internal Audit Training – CIA Part 1 Exam Techniques	Leadership Academy for Guardians of Governance	Sole Supplier	OR-037210	R1 152.30
Internal Audit Training – CIA Part 2 Exam Techniques	Leadership Academy for Guardians of Governance	Sole Supplier	OR-037160	R1 210.00
Software License Renewal – InMagic	Mindex Systems	Sole Supplier	OR-037246	R23 483.00

Project description	Name of supplier	Type of procurement by other means	Contract number	Value of contract R'000
Software License Renewal – CMS System	Flowcentric Technologies (Pty) Ltd	Sole Supplier	OR-037771	R484 001.02
Internal Audit Training – Governance, Strategy, Ethics & Risk Management	Leadership Academy for Guardians of Governance	Sole Supplier	OR-038391	R6 452.65
Internal Audit Training – Advanced Excel	Leadership Academy for Guardians of Governance	Sole Supplier	OR-038431	R6 452.65
Internal Audit Training – Business Ethics & Fraud Prevention	Leadership Academy for Guardians of Governance	Sole Supplier	OR-039099	R5 425.70
Physical Security Management Services – Nationwide period 01 July 2022 to 30 Sep 2022	Bidvest Protea Coin (Pty) Ltd	Emergency Procurement	IPID 02/2021/22	R3 151 648.50
Software Upgrade – TeamMate Software	Wolters Kluwer (Pty) Ltd	Sole Supplier	OR-039195	R1 197 275.01
Venue & Conference Services – Rand Easter Showcase	Dogan Exhibitions & Events (Pty) Ltd	Sole Supplier	OR-039855	R172 802.45
Building Renovations & Re-partitioning – Phase 2 of Office Relocation	Tlou Integrated Tech	Single Source Supplier	OR-039823	R517 787.50
Total				R6 019 333.53

3.2 Contract variations and expansions

Project description	Name of supplier	Contract modification type (Expansion or Variation)	Contract number	Original contract value	Value of previous contract expansion/s or variation/s (if applicable)	Value of current contract expansion or variation
				R'000	R'000	R'000
Physical Security Management Services – Nationwide period 01 Oct 2022 to 31 Dec 2022	Bidvest Protea Coin (Pty) Ltd	Expansion	IPID 02/2021/22	R3 151 648.50	R0.00	R3 151 648.50
Physical Security Management Services – Nationwide period 01 Jan 2023 to 31 March 2023	Bidvest Protea Coin (Pty) Ltd	Expansion	IPID 02/2021/22	R6 303 297.00	R3 151 648.50	R3 151 648.50
Total				R9 454 945.50	R3 151 648.50	R3 151 648.50



PART F: FINANCIAL INFORMATION

1. REPORT OF THE AUDITOR GENERAL

Report of the auditor-general to Parliament on vote no. 24: Independent Police Investigative Directorate

Report on the audit of the financial statements

Opinion

1. I have audited the financial statements of the Independent Police Investigative Directorate (IPID) set out on pages 168 to 220, which comprise the appropriation statement, statement of financial position as at 31 March 2023, statement of financial performance, statement of changes in net assets, and cash flow statement for the year then ended, as well as notes to the financial statements, including a summary of significant accounting policies.
2. In my opinion, the financial statements present fairly, in all material respects, the financial position of the Independent Police Investigative Directorate as at 31 March 2023, and its financial performance and cash flows for the year then ended in accordance with the Modified Cash Standards (MCS) and the requirements of the Public Finance Management Act 1 of 1999 (PFMA).

Basis for opinion

3. I conducted my audit in accordance with the International Standards on Auditing (ISAs). My responsibilities under those standards are further described in the responsibilities of the auditor-general for the audit of the financial statements section of my report.
4. I am independent of the department in accordance with the International Ethics Standards Board for Accountants' International code of ethics for professional accountants (including International Independence Standards) (IESBA code) as well as other ethical requirements that are relevant to my audit in South Africa. I have fulfilled my other ethical responsibilities in accordance with these requirements and the IESBA code.

5. I believe that the audit evidence I have obtained is sufficient and appropriate to provide a basis for my opinion.

Other matter

6. I draw attention to the matter below. My opinion is not modified in respect of this matter.

Unaudited supplementary schedules

7. The supplementary information set out on pages 221 to 232 does not form part of the financial statements and is presented as additional information. I have not audited these schedules and, accordingly, I do not express an opinion on them.

National Treasury Instruction Note No. 4 of 2022-23: PFMA Compliance and Reporting Framework

8. On 23 December 2022, the National Treasury issued Instruction Note 4 of 2022-23, which came into effect on 3 January 2023, in terms of section 76(1)(b), (e) and (f), 2(e) and (4)(a) and (c) of the PFMA. The instruction note deals with the PFMA compliance and reporting framework and addresses, amongst others, the disclosure of unauthorised expenditure, irregular expenditure and fruitless and wasteful expenditure. Irregular expenditure and fruitless and wasteful expenditure incurred in prior financial years and not yet addressed no longer need to be disclosed in the disclosure notes to the annual financial statements. Only the current year and prior year figures are disclosed in note 21 to the financial statements of IPID. Movements in respect of irregular expenditure and fruitless and wasteful expenditure also no longer need to be disclosed in the notes to the annual financial statements. The disclosure of these movements (e.g. condoned, recoverable, removed, written off, under assessment, under determination and under investigation) is now included as part of

the other information in the annual report of the auditees.

9. I do not express an opinion on the disclosure of irregular expenditure and fruitless and wasteful expenditure in the annual report.

Responsibilities of the accounting officer for the financial statements

10. The accounting officer is responsible for the preparation and fair presentation of the financial statements in accordance with the MCS and the requirements of the PFMA, and for such internal control as the accounting officer determines is necessary to enable the preparation of financial statements that are free from material misstatement, whether due to fraud or error.
11. In preparing the financial statements, the accounting officer is responsible for assessing the department's ability to continue as a going concern; disclosing, as applicable, matters relating to going concern; and using the going concern basis of accounting unless the appropriate governance structure either intends to liquidate the department or to cease operations, or has no realistic alternative but to do so.

Responsibilities of the auditor-general for the audit of the financial statements

12. My objectives are to obtain reasonable assurance about whether the financial statements as a whole are free from material misstatement, whether due to fraud or error;

and to issue an auditor's report that includes my opinion. Reasonable assurance is a high level of assurance but is not a guarantee that an audit conducted in accordance with the ISAs will always detect a material misstatement when it exists. Misstatements can arise from fraud or error and are considered material if, individually or in aggregate, they could reasonably be expected to influence the economic decisions of users taken on the basis of these financial statements.

13. A further description of my responsibilities for the audit of the financial statements is included in the annexure to this auditor's report.

Report on the audit of the annual performance report

14. In accordance with the Public Audit Act 25 of 2004 (PAA) and the general notice issued in terms thereof, I must audit and report on the usefulness and reliability of the reported performance against predetermined objectives for selected programmes presented in the annual performance report. The accounting officer is responsible for the preparation of the annual performance report.
15. I selected the following programmes presented in the annual performance report for the year ended 31 March 2023 for auditing. I selected programmes that measure the department's performance on its primary mandated functions and that are of significant national, community or public interest.

Programme	Page numbers	Purpose
Investigation and Information Management	27-34	Coordinate and facilitate the Directorate's investigation processes through the development of policy and strategic frameworks that guide and report on investigations.
Compliance Monitoring and Stakeholder Management	38-41	Monitor and evaluate the relevance and appropriateness of recommendations made to the South African Police Service and Municipal Police Services in terms of the Independent Police Investigative Directorate Act, 2011.

16. I evaluated the reported performance information for the selected programmes against the criteria developed from the performance management and reporting framework, as defined in the general notice. When an annual performance report is prepared using these criteria, it provides useful and reliable information and insights to users on the department's planning and delivery on its mandate and objectives.

17. I performed procedures to test whether:

- the indicators used for planning and reporting on performance can be linked directly to the department's mandate and the achievement of its planned objectives
- the indicators are well defined and verifiable to ensure that they are easy to understand and apply consistently and that I can confirm the methods and processes to be used for measuring achievements
- the targets can be linked directly to the achievement of the indicators and are specific, time bound and measurable to ensure that it is easy to understand what should be delivered and by when, the required level of performance as well as how performance will be evaluated
- the indicators and targets reported on in the annual performance report are the same as what was committed to in the approved initial or revised planning documents
- the reported performance information is presented in the annual performance report in the prescribed manner
- there are adequate supporting evidence for the achievements reported and for the reasons provided for any over- or underachievement of targets.

18. I performed the procedures for the purpose of reporting material findings only; and not to express an assurance opinion.

19. I did not identify any material findings on the reported performance information for the selected programmes.

Other matter

20. I draw attention to the matter below.

Achievement of planned targets

21. The annual performance report includes information on reported achievements against planned targets and provides explanations for over- and under-achievements. This information should be considered in the context of the material findings on the reported performance information.

Report on compliance with legislation

22. In accordance with the PAA and the general notice issued in terms thereof, I must audit and report on compliance with applicable legislation relating to financial matters, financial management and other related matters. The accounting officer is responsible for the department's compliance with legislation.

23. I performed procedures to test compliance with selected requirements in key legislation in accordance with the findings engagement methodology of the Auditor-General of South Africa (AGSA). This engagement is not an assurance engagement. Accordingly, I do not express an assurance opinion or conclusion.

24. Through an established AGSA process, I selected requirements in key legislation for compliance testing that are relevant to the financial and performance management of the department, clear to allow consistent measurement and evaluation, while also sufficiently detailed and readily available to report in an understandable manner. The selected legislative requirements are included in the annexure to this auditor's report.

25. I did not identify any material non-compliance with the selected legislative requirements.

Other information in the annual report

26. The accounting officer is responsible for the other information included in the annual report, which includes the audit committee's report. The other information referred to does not include

the financial statements, the auditor's report and those selected programmes presented in the annual performance report that have been specifically reported on in this auditor's report.

27. My opinion on the financial statements, the report on the audit of the annual performance report and the report on compliance with legislation, do not cover the other information included in the annual report and I do not express an audit opinion or any form of assurance conclusion on it.
28. My responsibility is to read this other information and, in doing so, consider whether it is materially inconsistent with the financial statements and the selected programmes presented in the annual performance report, or my knowledge obtained in the audit, or otherwise appears to be materially misstated.
29. If, based on the work I have performed on the other information that I obtained prior to the date of this auditor's report, I conclude that there is material misstatement of this other information, I am required to report that fact. I have nothing to report in this regard.

Internal control deficiencies

30. I considered internal control relevant to my audit of the financial statements, annual performance report and compliance with applicable legislation; however, my objective was not to express any form of assurance on it.
31. I did not identify any significant deficiencies in internal control.

Auditor - General

Pretoria

26 July 2023



**AUDITOR - GENERAL
SOUTH AFRICA**

Auditing to build public confidence

Annexures to the auditor's report

The annexure includes the following:

- the auditor-general responsibility for the audit
- the selected legislative requirements for compliance testing

Auditor-general's responsibility for the audit

Professional judgement and professional scepticism

As part of an audit in accordance with the ISAs, I exercise professional judgement and maintain professional scepticism throughout my audit of the financial statements and the procedures performed on reported performance information for selected programmes and on the department's compliance with selected requirements in key legislation.

Financial statements

In addition to my responsibility for the audit of the financial statements as described in this auditor's report, I also:

- identify and assess the risks of material misstatement of the financial statements, whether due to fraud or error; design and perform audit procedures responsive to those risks; and obtain audit evidence that is sufficient and appropriate to provide a basis for my opinion. The risk of not detecting a material misstatement resulting from fraud is higher than for one resulting from error, as fraud may involve collusion, forgery, intentional omissions, misrepresentations or the override of internal control
- obtain an understanding of internal control relevant to the audit in order to design audit procedures that are appropriate in the circumstances, but not for the purpose of expressing an opinion on the effectiveness of the department's internal control

- evaluate the appropriateness of accounting policies used and the reasonableness of accounting estimates and related disclosures made
- conclude on the appropriateness of the use of the going concern basis of accounting in the preparation of the financial statements. I also conclude, based on the audit evidence obtained, whether a material uncertainty exists relating to events or conditions that may cast significant doubt on the ability of the department to continue as a going concern. If I conclude that a material uncertainty exists, I am required to draw attention in my auditor's report to the related disclosures in the financial statements about the material uncertainty or, if such disclosures are inadequate, to modify my opinion on the financial statements. My conclusions are based on the information available to me at the date of this auditor's report. However, future events or conditions may cause a department to cease operating as a going concern
- evaluate the overall presentation, structure and content of the financial statements, including the disclosures, and determine whether the financial statements represent the underlying transactions and events in a manner that achieves fair presentation.

Communication with those charged with governance

I communicate with the accounting officer regarding, among other matters, the planned scope and timing of the audit and significant audit findings, including any significant deficiencies in internal control that I identify during my audit.

I also provide the accounting officer with a statement that I have complied with relevant ethical requirements regarding independence and to communicate with them all relationships and other matters that may reasonably be thought to bear on my independence and, where applicable, actions taken to eliminate threats or safeguards applied.

Compliance with legislation – selected legislative requirements

The selected legislative requirements are as follows:

Legislation	Sections or regulations
Public Finance Management Act 1 of 1999 (PFMA)	Section 38(1)(b), (c)(ii), (d), (h)(iii) Section 39(1)(a), (2)(a) Section 40(1)(a), (b), (c)(i) Section 43(4) Section 45(b) Section 57(b)
Preferential Procurement Policy Framework Act 5 of 2000	Section 2(1)(a), (b), (f)
Treasury Regulations 2001	Paragraph 4.1.1 Paragraph 4.1.3 Paragraph 5.1.1 Paragraph 5.2.1 Paragraph 5.2.3(a), (d) Paragraph 5.3.1 Paragraph 6.3.1(a), (b), (c), (d) Paragraph 6.4.1(b) Paragraph 8.1.1 Paragraph 8.2.1 Paragraph 8.2.3 Paragraph 9.1.1 Paragraph 9.1.4 Paragraph 10.1.1(a) Paragraph 10.1.2 Paragraph 12.5.1 Paragraph 15.10.1.2(c) Paragraph 16A6.2(a), (b) Paragraph 16A3.2(a) Paragraph 16A6.1 Paragraph 16A6.3(a)(i), (b), (c) Paragraph 16A6.4 Paragraph 16A6.5 Paragraph 16A6.6 Paragraph 16A7.1 Paragraph 16A7.7 Paragraph 16A8.3

Legislation	Sections or regulations
	Paragraph 16A8.4 Paragraph 16A9.1(d), (b)(ii), (d), (e), (f) Paragraph 16A9.2(a)(ii) Paragraph 17.1.1 Paragraph 18.2 Paragraph 19.8.4
Prevention and Combating of Corrupt Activities Act 12 of 2004	Section 34(1)
Practice Note 07 of 2009/10	Paragraph 4.1.2
Preferential Procurement Regulations 2011	Paragraph 9(1), (5)
National Treasury Instruction Note 04 of 2015/16	Paragraph 3.4
National Treasury Designated Sectors Circular no. 1 of 2019/20	Paragraph 4.6.1
PFMA SCM Instruction Note 03 of 2016	Paragraph 8
Public Service Regulations 2016	Paragraph 18(1), (2) Paragraph 25(1)(e)(i) and (iii)
National Treasury Instruction 4A of 2016/17	Paragraph 6
Preferential Procurement Regulations of 2017	Paragraph 4(1), (2) Paragraph 5(1), (3), (6), (7) Paragraph 6(8) Paragraph 7(8) Paragraph 8(2), (5) Paragraph 9(1) Paragraph 10(1), (2) Paragraph 11(1)
National Treasury Instruction 07 of 2017/18	Paragraph 4.3
National Treasury Instruction 01 of 2021/22	Paragraph 4.1
PFMA SCM Instruction Note 02 of 2021/22	Paragraph 3.2.1 Paragraph 3.2.4 Paragraph 3.3.1 Paragraph 7.2
PFMA SCM Instruction Note 03 of 2021/22	Paragraph 4.1 Paragraph 4.2(b) Paragraph 4.3 Paragraph 4.4(d)
Preferential Procurement Regulations of 2022	Paragraph 4(4)



independent police investigative directorate

Department:
Independent Police Investigative Directorate
REPUBLIC OF SOUTH AFRICA

2. ANNUAL FINANCIAL STATEMENTS FOR INDEPENDENT POLICE INVESTIGATIVE DIRECTORATE For the year ended 31 March 2023

Date authorised for issue: 31 May 2023

Authorised by: Executive Director

TABLE OF CONTENTS

Appropriation Statement	168
Notes to the Appropriation Statement	184
Statement of Financial Performance	186
Statement of Financial Position	187
Statement of Changes in Net Assets	188
Cash Flow Statement	189
Notes to the Annual Financial Statements (including Accounting Policies)	190
Annexures	221



APPROPRIATION STATEMENT

for the year ended 31 March 2023

Appropriation per programme										
2022/23										
Programme	Approved Budget	Shifting of Funds	Virement	Final Budget	Actual Expenditure	Variance	Expenditure as % of final budget	Final Budget	Actual Expenditure	2021/22
	R'000	R'000	R'000	R'000	R'000	R'000	%	R'000	R'000	R'000
1. Administration	114 446	1 528	(4 941)	111 033	107 701	3 332	97,0%	99 630	94 664	
2. Investigation and Information Management	222 743	4 309	4 244	231 296	230 701	595	99,7%	235 027	235 027	
3. Legal and Investigation Advisory Services	6 046	166	(44)	6 168	5 577	591	90,4%	6 434	6 315	
4. Compliance Monitoring and Stakeholder Management	13 991	300	741	15 032	15 031	1	100,0%	12 687	11 902	
TOTAL	357 226	6 303	-	363 529	359 010	4 519	98,8%	353 778	347 908	
2022/23										
	Final Budget	Actual Expenditure	Final Budget	Actual Expenditure	2021/22					
	R'000	R'000	R'000	R'000	R'000					
TOTAL (brought forward)										
Reconciliation with statement of financial performance										
ADD										
Departmental receipts	278				270					

APPROPRIATION STATEMENT

for the year ended 31 March 2023

	2022/23		2021/22	
	Final Budget R'000	Actual Expenditure R'000	Final Budget R'000	Actual Expenditure R'000
NRF Receipts	-		-	
Aid assistance	-		-	
Actual amounts per statement of financial performance (total revenue)	363 807		354 048	
ADD				
Aid assistance	-		-	
Prior year unauthorised expenditure approved without funding	-		-	
Actual amounts per statement of financial performance (total expenditure)		359 010		347 908

APPROPRIATION STATEMENT

for the year ended 31 March 2023

Appropriation per economic classification										
Economic classification	2022/23					2021/22				
	Approved Budget	Shifting of Funds	Virement	Final Budget	Actual Expenditure	Variance	Expenditure as % of final budget	Final Budget	Actual expenditure	R'000
	R'000	R'000	R'000	R'000	R'000	R'000	%	R'000	R'000	R'000
Current payments	343 325	6 168	(1 336)	348 157	338 566	9 591	97,2%	339 670	331 787	
Compensation of employees	227 599	6 303	-	233 902	224 399	9 503	95,9%	239 224	214 914	
Salaries and Wages	192 931	4 705	-	197 636	189 027	8 609	95,6%	203 949	183 048	
Social contributions	34 668	1 598	-	36 266	35 372	894	97,5%	35 275	31 866	
Goods and services	115 726	(135)	(1 336)	114 255	114 165	90	99,9%	100 446	116 861	
Administrative fees	1 385	(382)	-	1 003	981	22	97,8%	697	697	
Advertising	1 092	722	742	2 556	4 352	(1 796)	170,3%	1 606	16 605	
Minor assets	3 136	(1 104)	(1 682)	350	183	167	52,3%	418	981	
Audit costs: External	4 494	(633)	-	3 861	3 564	297	92,3%	4 569	4 569	
Bursaries: Employees	272	(155)	-	117	101	16	86,3%	54	55	
Catering: Departmental activities	131	(12)	-	119	115	4	96,6%	65	64	
Communication	6 549	1 174	-	7 723	7 723	-	100,0%	6 094	6 095	
Computer services	12 684	(1781)	(44)	10 859	10 651	208	98,1%	8 065	8 065	
Consultants: Business and advisory services	1 550	144	-	1 694	1 530	164	90,3%	391	391	
Legal services	2 000	578	-	2 578	2 578	-	100,0%	2 497	2 497	
Contractors	688	(111)	-	577	345	232	59,8%	1 004	1 004	
Agency and support / outsourced services	140	(140)	-	-	-	-	-	29	29	

APPROPRIATION STATEMENT

for the year ended 31 March 2023

Appropriation per economic classification										
2022/23										
	Approved Budget	Shifting of Funds	Virement	Final Budget	Actual Expenditure	Variance	Expenditure as % of final budget	Final Budget	Actual expenditure	2021/22
	R'000	R'000	R'000	R'000	R'000	R'000	%	R'000	R'000	R'000
Fleet services	8 414	2 060	10	10 484	10 483	1	100,0%	6 282	6 282	6 282
Inventory: Clothing material and accessories	10	-	-	10	-	10	-	118	118	118
Consumable supplies	1 358	(423)	-	935	777	158	83,1%	3 069	3 068	3 068
Consumable: Stationery, printing and office supplies	1 502	(463)	-	1 039	898	141	86,4%	1 450	1 449	1 449
Operating leases	26 873	(1 941)	(1 870)	23 062	23 062	-	100,0%	25 323	25 321	25 321
Property payments	24 342	(641)	-	23 701	23 463	238	99,0%	23 256	23 256	23 256
Travel and subsistence	14 660	4 193	1 508	20 361	20 339	22	99,9%	12 721	13 559	13 559
Training and development	2 142	(1 055)	-	1 087	966	121	88,9%	1 104	1 104	1 104
Operating payments	2 304	(1 127)	-	1 177	1 093	84	92,9%	1 634	1 652	1 652
Venues and facilities	-	962	-	962	961	1	99,9%	-	-	-
Interest and rent on land	-	-	-	-	2	(2)	-	-	-	12
Interest	-	-	-	-	2	(2)	-	-	-	12
Transfers and subsidies	1 277	107	293	1 677	1 677	-	100,0%	1 584	1 581	1 581
Provinces and municipalities	105	(13)	-	92	92	-	100,0%	117	115	115
Municipalities	105	(13)	-	92	92	-	100,0%	117	115	115
Municipal bank accounts	105	(13)	-	92	92	-	100,0%	117	115	115
Departmental agencies and accounts	721	4	-	725	725	-	100,0%	706	705	705

APPROPRIATION STATEMENT

for the year ended 31 March 2023

Appropriation per economic classification									
2022/23					2021/22				
	Approved Budget	Shifting of Funds	Virement	Final Budget	Actual Expenditure	Variance	Expenditure as % of final budget	Final Budget	Actual expenditure
	R'000	R'000	R'000	R'000	R'000	R'000	%	R'000	R'000
Departmental agencies and accounts	721	4	-	725	725	-	100,0%	706	705
Households	451	116	293	860	860	-	100,0%	761	761
Social benefits	449	76	293	818	818	-	100,0%	396	396
Other transfers to households	2	40	-	42	42	-	100,0%	365	365
Payments for capital assets	12 624	28	1 043	13 695	18 767	(5 072)	137,0%	12 524	14 540
Machinery and equipment	12 624	28	1 043	13 695	18 767	(5 072)	137,0%	12 524	14 540
Transport equipment	2 393	-	2 169	4 562	9 542	(4 980)	209,2%	5 181	6 099
Other machinery and equipment	10 231	28	(1 126)	9 133	9 225	(92)	101,0%	7 343	8 441
Payments for financial assets	-	-	-	-	-	-	-	-	-
Total	357 226	6 303	-	363 529	359 010	4 519	98,8%	353 778	347 908

APPROPRIATION STATEMENT

for the year ended 31 March 2023

Programme 1: Administration									
2022/23									
Approved Budget	Shifting of Funds	Virement	Final Budget	Actual Expenditure	Variance	Expenditure as % of final Budget	Final Budget	Actual expenditure	2021/22
R'000	R'000	R'000	R'000	R'000	R'000	%	R'000	R'000	R'000
Sub programme									
1. Department Management	20 310	1 972	(601)	21 681	20 832	849	96,1%	16 249	15 691
2. Corporate Services	51 243	(508)	(4 340)	46 395	45 223	1 172	97,5%	39 445	38 441
3. Office Accommodation	15 174	-	-	15 174	15 174	-	100,0%	14 634	14 634
4. Internal Audit	5 667	12	-	5 679	5 156	523	90,8%	5 429	4 804
5. Finance Services	22 052	52	-	22 104	21 315	789	96,4%	23 873	21 094
Total for sub programmes	114 446	1 528	(4 941)	111 033	107 701	3 332	97,0%	99 630	94 664
Economic classification									
Current payments	103 497	1 403	(3552)	101 348	98 028	3 320	96,7%	94 567	89 605
Compensation of employees	56 610	1 529	-	58 139	56 673	1 466	97,5%	55 632	50 666
Salaries and wages	48 143	1 686	-	49 829	49 071	758	98,5%	47 707	43 750
Social contributions	8 467	(157)	-	8 310	7 602	708	91,5%	7 925	6 916
Goods and services	46 887	(126)	(3 552)	43 209	41 354	1 855	95,7%	38 935	38 933
Administrative fees	174	57	-	231	209	22	90,5%	117	117
Advertising	363	(75)	-	288	215	73	74,7%	592	592
Minor assets	2 466	(545)	(1 682)	239	84	155	35,1%	151	150
Audit costs: External	4 494	(633)	-	3 861	3 564	297	92,3%	4 569	4 569
Bursaries: Employees	112	(56)	-	56	40	16	71,4%	15	15
Catering: Departmental activities	89	(65)	-	24	20	4	83,3%	5	4

APPROPRIATION STATEMENT

for the year ended 31 March 2023

Programme 1: Administration									
2022/23									
	Approved Budget	Shifting of Funds	Virement	Final Budget	Actual Expenditure	Variance	Expenditure as % of final Budget	Final Budget	Actual expenditure
	R'000	R'000	R'000	R'000	R'000	R'000	%	R'000	R'000
Communication	1 693	(30)	-	1 663	1 663	-	100,0%	1 289	1 291
Computer services	8 454	(8)	-	8 446	8 239	207	97,5%	6 203	6 204
Consultants: Business and advisory services	1 500	(24)	-	1 476	1 312	164	88,9%	361	361
Contractors	686	(314)	-	372	140	232	37,6%	978	977
Fleet services	120	405	-	525	523	2	99,6%	127	127
Inventory :Clothing Material and Accessories	10	-	-	10	-	10	-	-	-
Consumable supplies	162	216	-	378	312	66	82,5%	277	276
Consumable: Stationery, printing and office supplies	352	10	-	362	220	142	60,8%	689	688
Operating leases	18 898	(494)	(1 870)	16 534	16 534	-	100,0%	16 898	16 896
Property payments	4 970	-	-	4 970	4 732	238	95,2%	4 843	4 843
Travel and subsistence	1 457	1 225	-	2 682	2 660	22	99,2%	1 066	1 066
Training and development	291	-	-	291	170	121	58,4%	278	278
Operating payments	596	90	-	686	602	84	87,8%	477	479
Venues and facilities	-	115	-	115	115	-	100,0%	-	-
Interest and rent on land	-	-	-	-	1	(1)	-	-	6
Interest(Incl. interest on unitary payments (PPP)	-	-	-	-	1	(1)	-	-	6
Transfers and subsidies	918	106	1	1025	1024	1	99,9	878	875

APPROPRIATION STATEMENT

for the year ended 31 March 2023

Programme 1: Administration										
2022/23										
	Approved Budget	Shifting of Funds	Virement	Final Budget	Actual Expenditure	Variance	Expenditure as % of final Budget	Final Budget	Actual expenditure	2021/22
	R'000	R'000	R'000	R'000	R'000	R'000	%	R'000	R'000	R'000
Provinces and municipalities	10	(6)	-	4	4	-	100,0%	4	4	2
Municipalities	10	(6)	-	4	4	-	100,0%	4	4	2
Municipal bank accounts	10	(6)	-	4	4	-	100,0%	4	4	2
Departmental agencies and accounts	720	4	1	725	725	-	100,0%	703	702	702
Departmental agencies and accounts	720	4	1	725	725	-	100,0%	703	702	702
Households	188	108	-	296	295	1	99,7%	171	171	171
Social benefits	188	108	-	296	295	1	99,7%	171	171	171
Other transfers to households								-	-	-
Payments for capital assets	10 031	19	(1 390)	8 660	8 649	11	99,9%	4 185	4 184	4 184
Machinery and equipment	10 031	19	(1 390)	8 660	8 649	11	99,9%	4 185	4 184	4 184
Other machinery and equipment	10 031	19	(1 390)	8 660	8 649	11	99,9%	4 185	4 184	4 184
Payments for financial assets	-	-	-	-	-	-	-	-	-	-
Total	114 446	1 528	(4 941)	111 033	107 701	3 332	97,0%	99 630	94 664	94 664

APPROPRIATION STATEMENT

for the year ended 31 March 2023

Programme 2: Investigation and Information Management									
2022/23									
	Approved Budget	Shifting of Funds	Virement	Final Budget	Actual Expenditure	Variance	Expenditure as % of final budget	Final Budget	Actual expenditure
	R'000	R'000	R'000	R'000	R'000	R'000	%	R'000	R'000
Sub programme									
1. Investigation management	6 431	1 138	1 518	9 087	8 663	424	95,3%	6 736	6 736
2. Investigation Services	211 546	3 451	2 726	217 723	217 610	113	99,9%	223 846	223 846
3. Information Management	4 766	(280)	-	4 486	4 428	58	98,7%	4 445	4 445
Total for sub programmes	222 743	4 309	4 244	231 296	230 701	595	99,7%	235 027	235 027
Economic classification									
Current payments	219 866	4 308	1 518	225 692	220 013	5 679	97,5%	226 018	224 001
Compensation of employees	154 788	4 308	-	159 096	153 519	5 577	96,5%	167 233	148 793
Salaries and wages	130 660	2 365	-	133 025	127 441	5 584	95,8%	141 717	125 567
Social contributions	24 128	1 943	-	26 071	26 078	(7)	100,0%	25 516	23 226
Goods and services	65 078	-	1 518	66 596	66 493	103	99,8%	58 785	75 202
Administrative fees	969	(349)	-	620	621	(1)	100,2%	422	423
Advertising	-	-	-	-	-	-	-	-	15 000
Minor assets	650	(562)	-	88	76	12	86,4%	243	807
Audit costs: External	-	-	-	-	-	-	-	-	-
Bursaries: Employees	160	(99)	-	61	61	-	100,0%	26	27
Catering: Departmental activities	12	(1)	-	11	11	-	100,0%	1	1
Communication	4 554	1 090	-	5 644	5 644	-	100,0%	4 539	4 538
Computer services	4 010	(1 711)	-	2 299	2 298	1	100,0%	1 775	1 775

APPROPRIATION STATEMENT

for the year ended 31 March 2023

Programme 2: Investigation and Information Management										
2022/23										
	Approved Budget	Shifting of Funds	Virement	Final Budget	Actual Expenditure	Variance	Expenditure as % of final budget	Final Budget	Actual expenditure	2021/22
	R'000	R'000	R'000	R'000	R'000	R'000	%	R'000	R'000	R'000
Consultants: Business and advisory services	20	179	-	199	199	-	100,0%	199	199	5
Legal services	2000	578	-	2 578	2 578	-	100,0%	2 578	2 578	2 497
Contractors	-	205	-	205	205	-	100,0%	205	205	25
Agency and support / outsourced services	140	(140)	-	-	-	-	-	-	-	29
Fleet services	8 294	1 655	10	9 959	9 960	(1)	100,0%	9 959	9 960	6 155
Inventory: Clothing material and accessories										-
Consumable supplies	665	(232)	-	433	341	92	78,8%	433	341	2 616
Consumable: Stationery, printing and office supplies	998	(372)	-	626	627	(1)	100,2%	626	627	727
Operating leases	7 943	(1 415)	-	6 528	6 528	-	100,0%	6 528	6 528	8 365
Property payments	19 372	(641)	-	18 731	18 731	-	100,0%	18 731	18 731	18 413
Travel and subsistence	12 137	2 977	1 508	16 622	16 622	-	100,0%	16 622	16 622	11 217
Training and development	1 700	(958)	-	742	742	-	100,0%	742	742	768
Operating payments	1 454	(990)	-	464	464	-	100,0%	464	464	963
Venues and Facilities	-	786	-	786	785	1	99,9%	786	785	-
Interest and rent on land	-	-	-	-	1	(1)	-	(1)	1	6
Interest (Incl. interest on unitary payments (PPP))	-	-	-	-	1	(1)	-	(1)	1	6
Transfers and subsidies	284	1	293	578	579	(1)	100,2%	578	579	678

APPROPRIATION STATEMENT

for the year ended 31 March 2023

Programme 2: Investigation and Information Management										
2022/23										2021/22
Approved Budget	Shifting of Funds	Virement	Final Budget	Actual Expenditure	Variance	Expenditure as % of final budget	Final Budget	Actual expenditure		
R'000	R'000	R'000	R'000	R'000	R'000	%	R'000	R'000	R'000	R'000
Provinces and municipalities	95	(7)	-	88	-	100,0%	113	113	113	113
Municipalities	95	(7)	-	88	-	100,0%	113	113	113	113
Municipal bank accounts	95	(7)	-	88	-	100,0%	113	113	113	113
Departmental agencies and accounts	1	-	(1)	-	-	-	3	3	3	3
Departmental agencies and accounts	1	-	(1)	-	-	-	3	3	3	3
Households	188	8	294	491	(1)	100,2%	562	562	562	562
Social benefits	186	(32)	294	449	(1)	100,2%	197	197	197	197
Other transfers to households	2	40	-	42	-	100,0%	365	365	365	365
Payments for capital assets	2 593	-	2 433	10 109	(5 083)	201,1%	8 331	8 331	8 331	10 348
Machinery and equipment	2 593	-	2 433	10 109	(5 083)	201,1%	8 331	8 331	8 331	10 348
Transport equipment	2 393	-	2 169	9 542	(4 980)	209,2%	5 181	5 181	5 181	6 099
Other machinery and equipment	200	-	264	567	(103)	122,2%	3 150	3 150	3 150	4 249
Payments for financial assets	-	-	-	-	-	-	-	-	-	-
Total	222 743	4 309	4 244	230 701	595	99,7%	235 027	235 027	235 027	235 027

APPROPRIATION STATEMENT

for the year ended 31 March 2023

Programme 3: Legal and Investigation Advisory Services									
2022/23									
	Approved Budget	Shifting of Funds	Virement	Final Budget	Actual Expenditure	Variance	Expenditure as % of final budget	Final Budget	Actual expenditure
	R'000	R'000	R'000	R'000	R'000	R'000	%	R'000	R'000
Sub programme									
1. Legal Support and Administration	1 268	(78)	(44)	1 146	975	171	85,1%	1 995	1 902
2. Litigation Advisory Services	2 341	108	-	2 449	2 029	420	82,9%	1 974	1 974
3. Investigation Advisory Services	2 437	136	-	2 573	2 573	-	100,0%	2 465	2 439
Total for sub programmes	6 046	166	(44)	6 168	5 577	591	90,4%	6 434	6 315
Economic classification									
Current payments	6 028	157	(44)	6 141	5 550	591	90,4%	6 426	6 307
Compensation of employees	5 290	166	-	5 456	4 866	590	89,2%	6 193	6 074
Salaries and wages	4 624	123	-	4 747	4 275	472	90,1%	5 459	5 434
Social contributions	666	43	-	709	591	118	83,4%	734	640
Goods and services	738	(9)	(44)	685	684	1	99,9%	233	233
Administrative fees	21	(3)	-	18	17	1	94,4%	4	3
Advertising	-	-	-	-	-	-	-	-	-
Minor assets	-	-	-	-	-	-	-	-	-
Audit costs: External	-	-	-	-	-	-	-	-	-
Bursaries: Employees	-	-	-	-	-	-	-	5	5
Catering: Departmental activities	-	2	-	2	2	-	100,0%	-	-

APPROPRIATION STATEMENT

for the year ended 31 March 2023

Programme 3: Legal and Investigation Advisory Services										
2022/23										
Approved Budget	Shifting of Funds	Virement	Final Budget	Actual Expenditure	Variance	Expenditure as % of final budget	Final Budget	Actual expenditure	2021/22	
R'000	R'000	R'000	R'000	R'000	R'000	%	R'000	R'000	R'000	R'000
90	22	-	112	112	-	100,0%	64	64	64	64
90	(42)	(44)	4	4	-	100,0%	-	-	-	-
-	18	-	18	18	-	100,0%	-	-	-	-
6	-	-	6	6	-	100,0%	4	4	4	4
64	(50)	-	14	14	-	100,0%	7	7	7	7
-	-	-	-	-	-	-	-	-	40	40
-	-	-	-	-	-	-	-	-	-	-
432	79	-	511	511	-	100,0%	79	79	80	80
31	(31)	-	-	-	-	-	23	23	23	23
4	(4)	-	-	-	-	-	7	7	7	7
18	-	-	18	18	-	100%	-	-	-	-
18	-	-	18	18	-	100%	-	-	-	-
18	-	-	18	18	-	100%	-	-	-	-
-	-	-	-	-	-	-	-	-	-	-
-	9	-	9	9	-	100%	8	8	8	8
-	9	-	9	9	-	100%	8	8	8	8
-	9	-	9	9	-	100%	8	8	8	8

APPROPRIATION STATEMENT

for the year ended 31 March 2023

Programme 3: Legal and Investigation Advisory Services									
2022/23					2021/22				
	Approved Budget	Shifting of Funds	Virement	Final Budget	Actual Expenditure	Variance	Expenditure as % of final budget	Final Budget	Actual expenditure
	R'000	R'000	R'000	R'000	R'000	R'000	%	R'000	R'000
Payments for financial assets	-	-	-	-	-	-	-	-	-
Total	6 046	166	(44)	6 168	5 577	591	90,4%	6 434	6 315

Programme 4: Compliance Monitoring and Stakeholder Management									
2022/23					2021/22				
	Approved Budget	Shifting of Funds	Virement	Final Budget	Actual Expenditure	Variance	Expenditure as % of final budget	Final Budget	Actual expenditure
	R'000	R'000	R'000	R'000	R'000	R'000	%	R'000	R'000
Sub programme									
1. Compliance Monitoring	7 569	(1 454)	-	6 115	6 114	1	100,0%	6 416	5 944
2. Stakeholder Management	6 422	1 754	741	8 917	8 917	-	100,0%	6 271	5 958
Total for sub programmes	13 991	300	741	15 032	15 031	1	100,0%	12 687	11 902
Economic classification									
Current payments	13 934	300	742	14 976	14 975	1	100,0%	12 659	11 874
Compensation of employees	10 911	300	-	11 211	9 341	1 870	83,3%	10 166	9 381
Salaries and wages	9 504	531	-	10 035	8 240	1 795	82,1%	9 066	8 297
Social contributions	1 407	(231)	-	1 176	1 101	75	93,6%	1 100	1 084
Goods and services	3 023	-	742	3 765	5 634	(1 869)	149,6%	2 493	2 493
Administrative fees	221	(87)	-	134	134	-	100,0%	154	154
Advertising	729	797	742	2 268	4 137	(1 869)	182,4%	1 014	1 013

APPROPRIATION STATEMENT

for the year ended 31 March 2023

Programme 4: Compliance Monitoring and Stakeholder Management										
2022/23										
Approved Budget	Shifting of Funds	Virement	Final Budget	Actual Expenditure	Variance	Expenditure as % of final budget	Final Budget	Actual expenditure	2021/22	
R'000	R'000	R'000	R'000	R'000	R'000	%	R'000	R'000	R'000	R'000
20	3	-	23	23	-	100,0%	24	24	24	24
Audit costs: External	-	-	-	-	-	-	-	-	-	-
Bursaries: Employees	-	-	-	-	-	-	8	8	8	8
Catering: Departmental activities	30	52	82	82	-	100,0%	59	59	59	59
Communication	212	92	304	304	-	100,0%	202	202	202	202
Computer services	130	(20)	110	110	-	100,0%	87	87	87	86
Consultants: Business and advisory services	30	(29)	1	1	-	100,0%	25	25	25	25
Contractors	2	(2)	-	-	-	-	2	2	2	2
Agency and support / outsourced services	-	-	-	-	-	-	-	-	-	-
Fleet services										
Inventory: Clothing material and accessories	-	-	-	-	-	-	118	118	118	118
Consumable supplies	525	(407)	118	118	-	100,0%	172	172	172	172
Consumable: Stationery, printing and office supplies	88	(51)	37	37	-	100,0%	27	27	27	27
Operating leases	32	(32)	-	-	-	-	20	20	20	20
Travel and subsistence	634	(88)	546	546	-	100,0%	359	359	359	360
Training and development	120	(66)	54	54	-	100,0%	35	35	35	35
Operating payments	250	(223)	27	27	-	100,0%	187	187	187	188

APPROPRIATION STATEMENT

for the year ended 31 March 2023

Programme 4: Compliance Monitoring and Stakeholder Management										
2022/23										
Approved Budget	Shifting of Funds	Virement	Final Budget	Actual Expenditure	Variance	Expenditure as % of final budget	Final Budget	Actual expenditure	2021/22	
R'000	R'000	R'000	R'000	R'000	R'000	%	R'000	R'000	R'000	R'000
-	61	-	61	61	-	100,0%	-	-	-	-
57	-	(1)	56	56	-	100,0%	56	28	28	28
57	-	(1)	56	56	-	100,0%	56	28	28	28
57	-	(1)	56	56	-	100,0%	56	28	28	28
-	-	-	-	-	-	-	-	-	-	-
-	-	-	-	-	-	-	-	-	-	-
-	-	-	-	-	-	-	-	-	-	-
-	-	-	-	-	-	-	-	-	-	-
-	-	-	-	-	-	-	-	-	-	-
13 991	300	741	15 032	15 031	1	100,0%	12 687	11 902	11 902	11 902

NOTES TO THE APPROPRIATION STATEMENT

for the year ended 31 March 2023

1. Detail of transfers and subsidies as per Appropriation Act (after Virement)

Detail of these transactions can be viewed in the note on Transfers and Subsidies, and Annexure 1A-H of the Annual Financial Statements.

2. Detail of specifically and exclusively appropriated amounts voted (after Virement)

Detail of these transactions can be viewed in the note on Annual Appropriation to the Annual Financial Statements.

3. Detail on payments for financial assets

Detail of these transactions can be viewed in the note on Payments for financial assets to the Annual Financial Statements.

4. Explanations of material variances from Amounts Voted (after Virement):

4.1 Per programme

Programme	Final Budget	Actual Expenditure	Variance	Variance as a % of Final Budget
	R'000	R'000	R'000	%
Administration	111 033	107 701	3 332	3,00%
Investigation and Information Management	231 296	230 701	595	0,26%
Legal and Investigation Advisory Services	6168	5 577	591	9,58%
Compliance Monitoring and Stakeholder Management	15 032	15 031	1	0,01%
Total	363 529	359 010	4 519	1,24%

4.2 Per economic classification

Economic classification	Final Budget	Actual Expenditure	Variance	Variance as a % of Final Budget
	R'000	R'000	R'000	%
Current payments				
Compensation of employees	233 902	224 399	9 503	4,06%

NOTES TO THE APPROPRIATION STATEMENT

for the year ended 31 March 2023

Economic classification	Final Budget	Actual Expenditure	Variance	Variance as a % of Final Budget
	R'000	R'000	R'000	%
Goods and services	114 255	114 165	90	0,08%
Interest and rent on land	-	2	(2)	0,00%
Transfers and subsidies				
Provinces and municipalities	92	92	-	0,00%
Departmental agencies and accounts	725	725	-	0,00%
Households	860	860	-	0,00%
Payments for capital assets				
Machinery and equipment	13 695	18 767	(5 072)	(37,04)
Payments for financial assets	-	-	-	-
Total	363 529	359 010	4 519	1.24%

As at 31 March 2023, the Department reported a cumulative expenditure of R359 003 000 against the adjusted budget of R363 529 000. The reported actual expenditure translates to 98.75% against the target of 100.00% which resulted in 1.25% or R4 526 000 below the spending target.

The main contributing factor for the recorded underspending was the delay in filling of the funded vacant positions mainly due to non-responsive in some of the contract posts adverts, internal promotions as well as screening of candidates' process.

In terms of Goods and Services, spending for the reporting period under review was lower than anticipated mainly under Programmes 1 and 3. There were some of the projects that led to the underspending included amongst others the procurement of case management system, security upgrade, network upgrade and training and development due to various reasons including lack of technical experts to draw the specification and the review and communication for implementation of preferential procurement policy by National Treasury. However, there are other activities that were reprioritised such as procurement of additional vehicles for investigation purpose, media and marketing campaign on IPID services.

With regards to Transfers & subsidies, the expenditure was within the projections with the bulk in skills development levy, leave gratuity for officials who have since resigned, vehicles licences' renewals and claims against the state.

Under Machinery and Equipment, the Department recorded an access of R5 million mainly due to the required tools of trade for Investigators such as ICT equipment and crime scene vehicles. The initial budget allocation under this item was not sufficient due to the overall budget constraints.

STATEMENT OF FINANCIAL PERFORMANCE

for the year ended 31 March 2023

		2022/23	2021/22
	Note	R'000	R'000
REVENUE			
Annual appropriation	1	363 529	353 778
Departmental revenue	2	278	270
TOTAL REVENUE		363 807	354 048
EXPENDITURE			
Current expenditure			
Compensation of employees	3	224 399	214 914
Goods and services	4	114 165	116 861
Interest and rent on land	5	2	12
Transfers and subsidies			
Transfers and subsidies	6	1 677	1 581
Expenditure for capital assets			
Tangible assets	7	18 767	14 540
Unauthorised expenditure approved without funding		-	-
Payments for financial assets			
		-	-
TOTAL EXPENDITURE		359 010	347 908
SURPLUS/(DEFICIT) FOR THE YEAR		4 797	6 140
Reconciliation of Net Surplus/(Deficit) for the year			
Voted funds		4 519	5 870
Annual appropriation		-	-
Statutory appropriation		-	-
Conditional grants		-	-
Departmental revenue and NRF receipts	12	278	270
SURPLUS/(DEFICIT) FOR THE YEAR		4 797	6 140

STATEMENT OF FINANCIAL POSITION

for the year ended 31 March 2023

		2022/23	2021/22
	Note	R'000	R'000
ASSETS			
Current assets		3 901	5 079
Cash and cash equivalents	8	3 586	4 553
Prepayments and advances	9	15	15
Receivables	10	300	511
Non-current assets		5	27
Receivables	10	5	27
TOTAL ASSETS		3 906	5 106
LIABILITIES			
Current liabilities		4 783	5 964
Voted funds to be surrendered to the Revenue Fund	11	4 519	5 870
Departmental revenue and NRF Receipts to be surrendered to the Revenue Fund	12	11	58
Payables	13	253	36
Non-current liabilities			
Payables	13	-	-
TOTAL LIABILITIES		4 783	5 964
NET ASSETS		(877)	(858)

		2022/23	2021/22
	Note	R'000	R'000
Represented by:			
Recoverable revenue		14	33
Unauthorised expenditure		(891)	(891)
TOTAL		(877)	(858)

STATEMENT OF CHANGES IN NET ASSETS

as at 31 March 2023

		2022/23	2021/22
	Note	R'000	R'000
Recoverable revenue			
Opening balance		33	37
Transfers:		(19)	(4)
Irrecoverable amounts written off		-	-
Debts revised		(3)	-
Debts recovered (included in departmental revenue)		(46)	(76)
Debts raised		30	72
Closing balance		14	33
Unauthorised expenditure			
Opening balance		(891)	(891)
Unauthorised expenditure - current year			
Relating to overspending of the vote or main division within the vote		-	-
Incurred not in accordance with the purpose of the vote or main division		-	-
Less: Amounts approved by Parliament/Legislature with funding		-	-
Less: Amounts approved by Parliament/Legislature without funding and derecognised		-	-
Current		-	-
Capital		-	-
Transfers and subsidies		-	-
Less: Amounts recoverable		-	-
Less: Amounts written off		-	-
Closing Balance		(891)	(891)
TOTAL		(877)	(858)

CASH FLOW STATEMENT

for the year ended 31 March 2023

		2022/23	2021/22
	Note	R'000	R'000
CASH FLOWS FROM OPERATING ACTIVITIES			
Receipts		363 807	354 028
Annual appropriation funds received	1.1	363 529	353 778
Departmental revenue received	2	273	245
Interest received	2.3	5	5
Net (increase)/decrease in net working capital		428	(687)
Surrendered to Revenue Fund		(6 195)	(265)
Surrendered to RDP Fund/Donor		-	-
Current payments		(338 564)	(331 775)
Interest paid	5	(2)	(12)
Payments for financial assets		-	-
Transfers and subsidies paid		(1 677)	(1 581)
Net cash flow available from operating activities	14	17 797	19 708
CASH FLOWS FROM INVESTING ACTIVITIES			
Distribution/dividend received			
Payments for capital assets	7	(18 767)	(14 540)
Proceeds from sale of capital assets	2.4	-	20
(Increase)/decrease in loans		-	-
(Increase)/decrease in investments		-	-
(Increase)/decrease in other financial assets		-	-
(Increase)/decrease in non-current receivables	10	22	4
Net cash flow available from investing activities		(18 745)	(14 516)
CASH FLOWS FROM FINANCING ACTIVITIES			
Increase/(decrease) in net assets		(19)	(4)
Increase/(decrease) in non-current payables		-	-
Net cash flows from financing activities		(19)	(4)
Net increase/(decrease) in cash and cash equivalents		(967)	5 188
Cash and cash equivalents at beginning of period		4553	(635)
Unrealised gains and losses within cash and cash equivalents		-	-
Cash and cash equivalents at end of period	15	3 586	4 553

NOTES TO THE ANNUAL FINANCIAL STATEMENTS

for the year ended 31 March 2023

PART A: ACCOUNTING POLICIES

Summary of significant accounting policies	
<p>The financial statements have been prepared in accordance with the following policies, which have been applied consistently in all material aspects, unless otherwise indicated. Management has concluded that the financial statements present fairly the department's primary and secondary information.</p> <p>The historical cost convention has been used, except where otherwise indicated. Management has used assessments and estimates in preparing the annual financial statements. These are based on the best information available at the time of preparation.</p> <p>Where appropriate and meaningful, additional information has been disclosed to enhance the usefulness of the financial statements and to comply with the statutory requirements of the Public Finance Management Act (PFMA), Act 1 of 1999 (as amended by Act 29 of 1999), and the Treasury Regulations issued in terms of the PFMA and the annual Division of Revenue Act.</p>	
1.	<p>Basis of preparation</p> <p>The financial statements have been prepared in accordance with the Modified Cash Standard.</p>
2.	<p>Going concern</p> <p>The financial statements have been on a going concern basis.</p>
3.	<p>Presentation currency</p> <p>Amounts have been presented in the currency of the South African Rand (R) which is also the functional currency of the department</p>
4.	<p>Rounding</p> <p>Unless otherwise stated financial figures have been rounded to the nearest one thousand Rand (R'000).</p>
5.	<p>Foreign currency translation</p> <p>Cash flows arising from foreign currency transactions are translated into South African Rands using the spot exchange rates prevailing at the date of payment / receipt.</p>
6.	<p>Comparative information</p>
6.1	<p>Prior period comparative information</p> <p>Prior period comparative information has been presented in the current year's financial statements. Where necessary figures included in the prior period financial statements have been reclassified to ensure that the format in which the information is presented is consistent with the format of the current year's financial statements.</p>
6.2	<p>Current year comparison with budget</p> <p>A comparison between the approved, final budget and actual amounts for each programme and economic classification is included in the appropriation statement.</p>
7.	<p>Revenue</p>

NOTES TO THE ANNUAL FINANCIAL STATEMENTS

for the year ended 31 March 2023

7.1	<p>Appropriated funds</p> <p>Appropriated funds comprises of departmental allocations as well as direct charges against the revenue fund (i.e. statutory appropriation).</p> <p>Appropriated funds are recognised in the statement of financial performance on the date the appropriation becomes effective. Adjustments made in terms of the adjustments budget process are recognised in the statement of financial performance on the date the adjustments become effective.</p> <p>Appropriated funds are measured at the amounts receivable.</p> <p>The net amount of any appropriated funds due to / from the relevant revenue fund at the reporting date is recognised as a payable / receivable in the statement of financial position.</p>
7.2	<p>Departmental revenue</p> <p>Departmental revenue is recognised in the statement of financial performance when received and is subsequently paid into the relevant revenue fund, unless stated otherwise.</p> <p>Departmental revenue is measured at the cash amount received.</p> <p>In-kind donations received are recorded in the notes to the financial statements on the date of receipt and are measured at fair value.</p> <p>Any amount owing to the relevant revenue fund at the reporting date is recognised as a payable in the statement of financial position.</p>
7.3	<p>Accrued departmental revenue</p> <p>Accruals in respect of departmental revenue (excluding tax revenue) are recorded in the notes to the financial statements when:</p> <ul style="list-style-type: none"> • it is probable that the economic benefits or service potential associated with the transaction will flow to the department; and • the amount of revenue can be measured reliably. <p>The accrued revenue is measured at the fair value of the consideration receivable.</p> <p>Accrued tax revenue (and related interest and / penalties) is measured at amounts receivable from collecting agents.</p> <p>Write-offs are made according to the department's debt write-off policy.</p>
8.	<p>Expenditure</p>
8.1	<p>Compensation of employees</p>
8.1.1	<p>Salaries and wages</p> <p>Salaries and wages are recognised in the statement of financial performance on the date of payment.</p>
8.1.2	<p>Social contributions</p> <p>Social contributions made by the department in respect of current employees are recognised in the statement of financial performance on the date of payment.</p> <p>Social contributions made by the department in respect of ex-employees are classified as transfers to households in the statement of financial performance on the date of payment.</p>

NOTES TO THE ANNUAL FINANCIAL STATEMENTS

for the year ended 31 March 2023

8.2	<p>Other expenditure</p> <p>Other expenditure (such as goods and services, transfers and subsidies and payments for capital assets) is recognised in the statement of financial performance on the date of payment. The expense is classified as a capital expense if the total consideration paid is more than the capitalisation threshold.</p> <p>Donations made in kind are recorded in the notes to the financial statements on the date of transfer and are measured at cost or fair value.</p>
8.3	<p>Accruals and payables not recognised</p> <p>Accruals and payables not recognised are recorded in the notes to the financial statements at cost or fair value at the reporting date.</p>
8.4	<p>Leases</p>
8.4.1	<p>Operating leases</p> <p>Operating lease payments made during the reporting period are recognised as current expenditure in the statement of financial performance on the date of payment. Operating lease payments received are recognised as departmental revenue.</p> <p>The operating lease commitments are recorded in the notes to the financial statements.</p>
8.4.2	<p>Finance leases</p> <p>Finance lease payments made during the reporting period are recognised as capital expenditure in the statement of financial performance on the date of payment. Finance lease payments received are recognised as departmental revenue.</p> <p>The finance lease commitments are recorded in the notes to the financial statements and are not apportioned between the capital and interest portions.</p> <p>Finance lease assets acquired at the end of the lease term are recorded and measured at the lower of:</p> <ul style="list-style-type: none"> • cost, being the fair value of the asset; or • the sum of the minimum lease payments made, including any payments made to acquire ownership at the end of the lease term, excluding interest.
9.	<p>Cash and cash equivalents</p> <p>Cash and cash equivalents are stated at cost in the statement of financial position.</p> <p>Bank overdrafts are shown separately on the face of the statement of financial position as a current liability.</p> <p>For the purposes of the cash flow statement, cash and cash equivalents comprise cash on hand, deposits held, other short-term highly liquid investments and bank overdrafts.</p>
10.	<p>Prepayments and advances</p> <p>Prepayments and advances are recognised in the statement of financial position when the department receives or disburses the cash.</p> <p>Prepayments and advances are initially and subsequently measured at cost.</p> <p>Prepayment are recognised in the statement of financial performance when the prepayment is material and budgeted for as an expense in the year in which the actual prepayment will be made.</p>
11.	<p>Loans and receivables</p> <p>Loans and receivables are recognised in the statement of financial position at cost plus accrued interest, where interest is charged, less amounts already settled or written-off. Write-offs are made according to the department's write-off policy.</p>
12.	<p>Financial assets</p>

NOTES TO THE ANNUAL FINANCIAL STATEMENTS

for the year ended 31 March 2023

12.1	<p>Financial assets (not covered elsewhere)</p> <p>A financial asset is recognised initially at its cost plus transaction costs that are directly attributable to the acquisition or issue of the financial asset.</p> <p>At the reporting date, a department shall measure its financial assets at cost, less amounts already settled or written-off, except for recognised loans and receivables, which are measured at cost plus accrued interest, where interest is charged, less amounts already settled or written-off.</p>
12.2	<p>Impairment of financial assets</p> <p>Where there is an indication of impairment of a financial asset, an estimation of the reduction in the recorded carrying value, to reflect the best estimate of the amount of the future economic benefits expected to be received from that asset, is recorded in the notes to the financial statements.</p>
13.	<p>Payables</p> <p>Payables recognised in the statement of financial position are recognised at cost.</p>
14.	<p>Capital assets</p>
14.2	<p>Movable capital assets</p> <p>Movable capital assets are initially recorded in the notes to the financial statements at cost. Movable capital assets acquired through a non-exchange transaction is measured at fair value as at the date of acquisition.</p> <p>Where the cost of movable capital assets cannot be determined reliably, the movable capital assets are measured at fair value and where fair value cannot be determined; the movable assets are measured at R1.</p> <p>All assets acquired prior to 1 April 2002 (or a later date as approved by the OAG) may be recorded at R1.</p> <p>Movable capital assets are subsequently carried at cost and are not subject to depreciation or impairment.</p> <p>Subsequent expenditure that is of a capital nature forms part of the cost of the existing asset when ready for use.</p>
15.	<p>Provisions and contingents</p>
15.1	<p>Provisions</p> <p>Provisions are recorded in the notes to the financial statements when there is a present legal or constructive obligation to forfeit economic benefits as a result of events in the past and it is probable that an outflow of resources embodying economic benefits or service potential will be required to settle the obligation and a reliable estimate of the obligation can be made. The provision is measured as the best estimate of the funds required to settle the present obligation at the reporting date.</p>
15.2	<p>Contingent liabilities</p> <p>Contingent liabilities are recorded in the notes to the financial statements when there is a possible obligation that arises from past events, and whose existence will be confirmed only by the occurrence or non-occurrence of one or more uncertain future events not within the control of the department or when there is a present obligation that is not recognised because it is not probable that an outflow of resources will be required to settle the obligation or the amount of the obligation cannot be measured reliably.</p>
15.3	<p>Contingent assets</p> <p>Contingent assets are recorded in the notes to the financial statements when a possible asset arises from past events, and whose existence will be confirmed by the occurrence or non-occurrence of one or more uncertain future events not within the control of the department.</p>
15.4	<p>Capital commitments</p> <p>Capital commitments are recorded at cost in the notes to the financial statements.</p>

NOTES TO THE ANNUAL FINANCIAL STATEMENTS

for the year ended 31 March 2023

16.	<p>Unauthorised expenditure</p> <p>Unauthorised expenditure is measured at the amount of the confirmed unauthorised expenditure.</p> <p>Unauthorised expenditure is recognised in the statement of changes in net assets until such time as the expenditure is either:</p> <ul style="list-style-type: none"> • approved by Parliament or with funding and the related funds are received; or • approved by Parliament or without funding and is written off against the appropriation in the statement of financial performance; or • transferred to receivables for recovery. <p>Unauthorised expenditure recorded in the notes to the financial statements comprise of</p> <ul style="list-style-type: none"> • unauthorised expenditure that was under assessment in the previous financial year; • unauthorised expenditure relating to previous financial year and identified in the current year; and • Unauthorised incurred in the current year.
17.	<p>Fruitless and wasteful expenditure</p> <p>Fruitless and wasteful expenditure receivables are recognised in the statement of financial position when recoverable. The receivable is measured at the amount that is expected to be recovered and is de-recognised when settled or subsequently written-off as irrecoverable.</p> <p>Fruitless and wasteful expenditure is recorded in the notes to the financial statements when and at amounts confirmed, and comprises of.</p> <ul style="list-style-type: none"> • fruitless and wasteful expenditure that was under assessment in the previous financial year; • fruitless and wasteful expenditure relating to previous financial year and identified in the current year; and • fruitless and wasteful expenditure incurred in the current year.
18.	<p>Irregular expenditure</p> <p>Losses emanating from irregular expenditure are recognised as a receivable in the statement of financial position when recoverable. The receivable is measured at the amount that is expected to be recovered and is de-recognised when settled or subsequently written-off as irrecoverable.</p> <p>Irregular expenditure is recorded in the notes to the financial statements when and at amounts confirmed and comprises of:</p> <ul style="list-style-type: none"> • irregular expenditure that was under assessment in the previous financial year; • irregular expenditure relating to previous financial year and identified in the current year; and • irregular expenditure incurred in the current year.
19.	<p>Changes in accounting estimates and errors</p> <p>Changes in accounting estimates are applied prospectively in accordance with MCS requirements.</p> <p>Correction of errors is applied retrospectively in the period in which the error has occurred in accordance with MCS requirements, except to the extent that it is impracticable to determine the period-specific effects or the cumulative effect of the error. In such cases the department shall restate the opening balances of assets, liabilities and net assets for the earliest period for which retrospective restatement is practicable.</p>

NOTES TO THE ANNUAL FINANCIAL STATEMENTS

for the year ended 31 March 2023

20.	<p>Events after the reporting date</p> <p>Events after the reporting date that are classified as adjusting events have been accounted for in the financial statements. The events after the reporting date that are classified as non-adjusting events after the reporting date have been disclosed in the notes to the financial statements.</p>
21.	<p>Recoverable revenue</p> <p>Amounts are recognised as recoverable revenue when a payment made in a previous financial year becomes recoverable from a debtor in the current financial year. Amounts are either transferred to the National/ Provincial Revenue Fund when recovered or are transferred to the statement of financial performance when written-off.</p>
22.	<p>Related party transactions</p> <p>Related party transactions within the Minister's portfolio are recorded in the notes to the financial statements when the transaction is not at arm's length.</p> <p>The full compensation of key management personnel is recorded in the notes to the financial statements.</p>
23.	<p>Inventories</p> <p>At the date of acquisition, inventories are recognised at cost in the statement of financial performance.</p> <p>Where inventories are acquired as part of a non-exchange transaction, the inventories are measured at fair value as at the date of acquisition.</p> <p>Inventories are subsequently measured at the lower of cost and net realisable value or where intended for distribution (or consumed in the production of goods for distribution) at no or a nominal charge, the lower of cost and current replacement value.</p> <p>The cost of inventories is assigned by using the weighted average cost basis.</p>
24.	<p>Public-Private Partnerships</p> <p>Public Private Partnerships are accounted for based on the nature and or the substance of the partnership. The transaction is accounted for in accordance with the relevant accounting policies.</p>
25.	<p>Employee benefits</p> <p>The value of each major class of employee benefit obligation (accruals, payables not recognised and provisions) is recorded in the Employee benefits note.</p> <p>Accruals and payables not recognised for employee benefits are measured at cost or fair value at the reporting date.</p> <p>The provision for employee benefits is measured as the best estimate of the funds required to settle the present obligation at the reporting date.</p>

NOTES TO THE ANNUAL FINANCIAL STATEMENTS

for the year ended 31 March 2023

PART B: EXPLANATORY NOTES

1. Annual Appropriation

1.1 Annual Appropriation

Included are funds appropriated in terms of the Appropriation Act (and the Adjustments Appropriation Act) for National Departments (Voted funds) and Provincial Departments:

Programmes	2022/23			2021/22		
	Final Budget	Actual Funds Received	Funds not requested / not received	Final Budget	Appropriation Received	Funds not requested / not received
	R'000	R'000	R'000	R'000	R'000	R'000
Administration	111 033	111 033	-	99 630	99 630	-
Investigation and information Management	231 296	231 296	-	235 027	235 027	-
Legal and Investigation Advisory Services	6 168	6 168	-	6 434	6 434	-
Compliance Monitoring and Stakeholder Management	15 032	15 032	-	12 687	12 687	-
Total	363 529	363 529	-	353 778	353 778	-

2. Departmental revenue

		2022/23	2021/22
	Note	R'000	R'000
Sales of goods and services other than capital assets	2.1	141	125
Interest, dividends and rent on land	2.2	5	5
Sales of capital assets	2.3	-	20
Transactions in financial assets and liabilities	2.4	132	120
Total revenue collected		278	270
Less: Own revenue included in appropriation	12	-	-
Total		278	270

NOTES TO THE ANNUAL FINANCIAL STATEMENTS

for the year ended 31 March 2023

2.1 Sales of goods and services other than capital assets

		2022/23	2021/22
	Note	R'000	R'000
Sales of goods and services produced by the department		141	125
Sales by market establishment		-	-
Administrative fees		-	-
Other sales		141	125
Sales of scrap, waste and other used current goods		-	-
Total	2	141	125

2.2 Interest, dividends and rent on land

		2022/23	2021/22
	Note	R'000	R'000
Interest		5	5
Total	2	5	5

2.3 Sales of capital assets

		2022/23	2021/22
	Note	R'000	R'000
Tangible capital assets			
Machinery and equipment	24	-	20
Total	2	-	20

2.4 Transactions in financial assets and liabilities

		2022/23	2021/22
	Note	R'000	R'000
Other receipts including Recoverable Revenue		132	120
Total	2	132	120

NOTES TO THE ANNUAL FINANCIAL STATEMENTS

for the year ended 31 March 2023

2.4.1 Donations received in-kind (not included in the main note or sub note)

		2022/23	2021/22
	Note	R'000	R'000
<i>List in-kind donations received</i>			
Tokyo wireless charger and Bluetooth speaker - Bidvest		1	-
Promotional materials from MTN		-	3
Case reprioritisation workshop accommodation - APCOF		36	-
Promotional items for IPID Women's day event - SANLAM		1	-
Birthday Gift - Consulate General of the Republic of Nigeria		5	-
Total		43	3

3. Compensation of employees

3.1 Analysis of balance

		2022/23	2021/22
	Note	R'000	R'000
Basic salary		149 286	142 638
Performance award		154	791
Service based		229	142
Compensative/circumstantial		3 073	2 296
Other non-pensionable allowances		36 285	37 181
Total	3	189 027	183 048

3.2 Social contributions

		2022/23	2021/22
	Note	R'000	R'000
Employer contributions			
Pension		21 756	20 803
Medical		12 837	11 025
Bargaining council		42	38
Insurance		737	-
Total		35 372	31 866
Total compensation of employees	3	224 399	214 914
Average number of employees		369	350

NOTES TO THE ANNUAL FINANCIAL STATEMENTS

for the year ended 31 March 2023

4. Goods and services

		2022/23	2021/22
	Note	R'000	R'000
Administrative fees		981	697
Advertising		4 352	16 605
Minor assets	4.1	183	981
Bursaries (employees)		101	55
Catering		115	64
Communication		7 723	6 095
Computer services	4.2	10 651	8 065
Consultants: Business and advisory services	4.9	1 530	391
Infrastructure and planning services		-	-
Laboratory services		-	-
Scientific and technological services		-	-
Legal services		2 578	2 497
Contractors		345	1 004
Agency and support / outsourced services		-	29
Entertainment		-	-
Audit cost - external	4.3	3 564	4 569
Fleet services		10 483	6 282
Inventories	4.4	-	118
Consumables	4.5	1 675	4 517
Housing		-	-
Operating leases		23 062	25 321
Property payments	4.6	23 463	23 256
Rental and hiring		-	-
Transport provided as part of the departmental activities		-	-
Travel and subsistence	4.7	20 339	13 559
Venues and facilities		961	-
Training and development		966	1 104
Other operating expenditure	4.8	1 093	1 652
Total		114 165	116 861

Other operating expenditure includes among others payments for the printing of annual report, professional membership fees, courier services and running costs for subsidised vehicles.

NOTES TO THE ANNUAL FINANCIAL STATEMENTS

for the year ended 31 March 2023

R3,759 335,87 was a prepayment made to GCIS for bulk procurement of Media and Marketing Services in line with Government Communication Policy.

More vehicles were procured, procured vehicles in 2021/22 influenced spending in 2022/23 and also an increase in the fuel prices and maintenance of most vehicles.

Hired Venue and facilities was used for Strategic Planning Session due to unavailability of state venues.

4.1 Minor assets

		2022/23	2021/22
	Note	R'000	R'000
Tangible capital assets			
Machinery and equipment		183	981
Intangible capital assets		-	-
Total	4	183	981

4.2 Computer services

		2022/23	2021/22
	Note	R'000	R'000
SITA computer services		1 944	2 306
External computer service providers		8 707	5 759
Total	4	10 651	8 065

4.3 Audit cost - external

		2022/23	2021/22
	Note	R'000	R'000
Regularity audits		3 184	3 677
Performance audits		-	-
Investigations		-	-
Environmental audits		-	-
Computer audits		380	892
Total	4	3 564	4 569

NOTES TO THE ANNUAL FINANCIAL STATEMENTS

for the year ended 31 March 2023

4.4 Inventories

		2022/23	2021/22
	Note	R'000	R'000
Clothing material and accessories		-	118
Total	4	-	118

4.5 Consumables

		2022/23	2021/22
	Note	R'000	R'000
Consumable supplies		777	3 068
Uniform and clothing		254	2 370
Household supplies		86	134
Building material and supplies		124	247
Communication accessories		-	-
IT consumables		242	189
Other consumables		71	128
Stationery, printing and office supplies		898	1 449
Total	4	1 675	4 517

Other consumables includes Laptops bags and accessories

4.6 Property payments

		2022/23	2021/22
	Note	R'000	R'000
Municipal services		4 106	4 091
Property management fees		205	589
Property maintenance and repairs		540	-
Other		18 612	18 576
Total	4	23 463	23 256

Other payments includes security services R15 406 485.54, cleaning services R3 185 806,64 commission municipal services R688.00 and fumigation R18 864.

NOTES TO THE ANNUAL FINANCIAL STATEMENTS

for the year ended 31 March 2023

4.7 Travel and subsistence

		2022/23	2021/22
	Note	R'000	R'000
Local		20 240	13 559
Foreign		99	-
Total	4	20 339	13 559

The increase in Travel and subsistence was as a result of establishment of Task Teams formed for complex investigations and performance intervention strategy as well as physical Asset verifications project in all the Provincial offices to address the previous audit findings on assets management..

4.8 Other operating expenditure

		2022/23	2021/22
	Note	R'000	R'000
Professional bodies, membership and subscription fees		23	20
Resettlement costs		60	178
Other		1 010	1 454
Total	4	1 093	1 652

Other Operating Expenditure includes among others payments for the printing of promotional materials R451 112,20 Courier Services R217 906,86 running costs for subsidized vehicles R73 945,29 and Storage services R266 757,73.

4.9 Remuneration of members of a commission or committee of inquiry (Included in Consultants: Business and advisory services)

	Note	2022/23	2021/22
Name of Commission / Committee of Inquiry	4	R'000	R'000
Audit Committee (External Members)		151	239
Ethics and Risk Committee (External Member)		9	9
ICT Governance Committee		9	-
Total		169	248

Two external members of the audit committee were appointed and started with the Department towards the end of the Previous financial year.

NOTES TO THE ANNUAL FINANCIAL STATEMENTS

for the year ended 31 March 2023

5. Interest and rent on land

		2022/23	2021/22
	Note	R'000	R'000
Interest paid		2	12
Rent on land		-	-
Total		2	12

6. Transfers and subsidies

		2022/23	2021/22
	Note	R'000	R'000
Provinces and municipalities	46,47	92	115
Departmental agencies and accounts	Annex 1B	725	705
Households	Annex 1G	860	761
Total		1 677	1 581

Households made of leave gratuity expenditure for officials who have since left the Department.

7. Expenditure for capital assets

		2022/23	2021/22
	Note	R'000	R'000
Tangible capital assets			
Machinery and equipment	24	18 767	14 540
Total		18 767	14 540

7.1 Analysis of funds utilised to acquire capital assets - Current year

Name of entity	2022/23		
	Voted funds	Aid assistance	Total
	R'000	R'000	R'000
Tangible capital assets			
Machinery and equipment	18 767	-	18 767
Total	18 767	-	18 767

NOTES TO THE ANNUAL FINANCIAL STATEMENTS

for the year ended 31 March 2023

7.2 Analysis of funds utilised to acquire capital assets - Prior year

Name of entity	2021/22		
	Voted funds	Aid assistance	Total
	R'000	R'000	R'000
Tangible capital assets			
Buildings and other fixed structures			
Machinery and equipment	14 540	-	14 540
Total	14 540	-	14 540

8. Cash and cash equivalents

	Note	2022/23	2021/22
		R'000	R'000
Consolidated Paymaster General Account		3 585	4 552
Cash on hand		1	1
Total		3 586	4 553

9. Prepayments and advances

	Note	2022/23	2021/22
		R'000	R'000
Staff advances		15	15
Travel and subsistence		-	-
Total		15	15

Analysis of Total Prepayments and advances			
		2022/23	2021/22
		R'000	R'000
Current Prepayments and advances		15	15
Total		15	15

The disclosed amount of R15 000 was previously issued to the investigators as entrapment fees during the investigation of corruption cases and has not been returned.

NOTES TO THE ANNUAL FINANCIAL STATEMENTS

for the year ended 31 March 2023

9.1 Prepayments (Expensed) (“prepayments expensed” not permitted from 1 April 2023)

	2022/23				
	Amount as at 1 April 2022	Less: Received in the current year	Add / Less: Other	Add Current year prepayments	Amount as at 31 March 2023
	R'000	R'000	R'000	R'000	R'000
Goods and services	15 000	(13 910)	-	3 759	4 849
Total	15 000	(13 910)	-	3 759	4 849

R3,759 335,87 was a prepayment made to GCIS for bulk procurement of Media and Marketing Services in line with Government Communication Policy..

	2021/22				
	Amount as at 1 April 2021	Less: Received in the current year	Add / Less: Other	Add Current year prepayments	Amount as at 31 March 2022
	R'000	R'000	R'000	R'000	R'000
Goods and services	-	-	-	15 000	15 000
Total	-	-	-	15 000	15 000

10. Receivables

	Note	2022/23			2021/22		
		Current	Non-current	Total	Current	Non-current	Total
		R'000	R'000	R'000	R'000	R'000	R'000
Claims recoverable	10.1	274	-	274	484	-	484
Recoverable expenditure	10.2	17	-	17	21	-	21
Staff debt	10.3	9	5	14	6	27	33
Total		300	5	305	511	27	538

NOTES TO THE ANNUAL FINANCIAL STATEMENTS

for the year ended 31 March 2023

10.1 Claims recoverable

		2022/23	2021/22
	Note	R'000	R'000
National departments		274	484
Total	10	274	484

The claims recoverable relate to the amount of debt (salaries) for employees that were seconded to NPA (ID) and the debt recovered through the state attorney but still due to the department.

10.2 Recoverable expenditure

		2022/23	2021/22
	Note	R'000	R'000
Sal:Deduction Disall Acc,Disallowance Acc		17	17
Sal:Tax DebtAcc		-	4
Total	10	17	21

10.3 Staff debt

		2022/23	2021/22
	Note	R'000	R'000
Staff Debt		14	33
Total	10	14	33

11. Voted funds to be surrendered to the Revenue Fund

		2022/23	2021/22
	Note	R'000	R'000
Opening balance		5 870	37
Prior period error	11.2		
As restated		5 870	37
Transferred from statement of financial performance (as restated)		4 519	5 870
Add: Unauthorised expenditure for the current year		-	-
Voted funds not requested/not received	1.1	-	-
Transferred to retained revenue to defray excess expenditure (Parliament/Legislatures)	11.1	-	-
Paid during the year		(5 870)	(37)
Closing balance		4 519	5 870

NOTES TO THE ANNUAL FINANCIAL STATEMENTS

for the year ended 31 March 2023

12. Departmental revenue and NRF Receipts to be surrendered to the Revenue Fund

		2022/23	2021/22
	Note	R'000	R'000
Opening balance		58	16
Prior period error	12.1		
As restated		58	16
Transferred from statement of financial performance (as restated)		278	270
Own revenue included in appropriation		-	-
Paid during the year		(325)	(228)
Closing balance		11	58

13. Payables - current

		2022/23	2021/22
	Note	R'000	R'000
Amounts owing to other entities			
Clearing accounts	13.1	253	36
Total		253	36

13.1 Clearing accounts

		2022/23	2021/22
Description	Note	R'000	R'000
Identify major categories, but list material items			
Sal : Income Tax		242	35
Sal : Pension Fund		11	1
Total	13	253	36

NOTES TO THE ANNUAL FINANCIAL STATEMENTS

for the year ended 31 March 2023

14. Net cash flow available from operating activities

		2022/23	2021/22
	Note	R'000	R'000
Net surplus/(deficit) as per Statement of Financial Performance		4 797	6 140
Add back non-cash/cash movements not deemed operating activities		13 000	13 568
(Increase)/decrease in receivables		211	(48)
(Increase)/decrease in prepayments and advances		-	-
(Increase)/decrease in other current assets		-	-
Increase/(decrease) in payables - current		217	(639)
Proceeds from sale of capital assets		-	(20)
Proceeds from sale of investments		-	-
(Increase)/decrease in other financial assets		-	-
Expenditure on capital assets		18 767	14 540
Surrenders to Revenue Fund		(6 195)	(265)
Surrenders to RDP Fund/Donors		-	-
Voted funds not requested/not received		-	-
Own revenue included in appropriation		-	-
Other non-cash items		-	-
Net cash flow generating		17 797	19 708

15. Reconciliation of cash and cash equivalents for cash flow purposes

		2022/23	2021/22
	Note	R'000	R'000
Consolidated Paymaster General account		3 585	4 552
Cash on hand		1	1
Total		3 586	4 553

NOTES TO THE ANNUAL FINANCIAL STATEMENTS

for the year ended 31 March 2023

16. Contingent liabilities and contingent assets

16.1 Contingent liabilities

			2022/23	2021/22
Liable to	Nature	Note	R'000	R'000
Other guarantees		Annex 3A		
Claims against the department		Annex 3B	96 674	110 563
Intergovernmental payables		Annex 5	-	-
Total			96 674	110 563

- Contingent liability disclosed relates to litigation against the Department through summons. It is uncertain when the amounts will be settled due to the fact that cases are still at various stages in courts.
- For the year under review eight cases were removed from the register in line with the policy on contingent liability.
- The labour court has ordered the department to quantify the amounts due in respect of the employee's medical aid contributions since 2012 and provide a payment plan on when the payment will be made to the affected employees. The department has since made an application to review the order and the outcome will confirm if the department will be obligated to pay the backdated medical aid contributions or not.
- The current Mafoko Security service` legal matter was still ongoing by the reporting date.
The matter was previously taken to the High Court on urgent basis to interdict IPID from cancelling the contract and the application was dismissed.
The matter is now going for Arbitration under Arbitration Foundation of South Africa (AFSA). The cost of the claim is not readily determinable and as such cannot be disclosed.

All cases disclosed above are claims against the Department, therefore reimbursement is not expected.

Due to the nature of IPID business, the Department experienced a high number of litigation cases which comes with summons. Full description of each case is provided in the annexure 3B of the Financial Statements. However it is impractical to provide an indication of the uncertainties relating to the amount or timing of any outflow in all disclosed cases.

17. Capital commitments

		2022/23	2021/22
	Note	R'000	R'000
Machinery and equipment		-	118
Total		-	118

The service provider AS xarra IT consultants have done due diligence and decided to decline the PO.

NOTES TO THE ANNUAL FINANCIAL STATEMENTS

for the year ended 31 March 2023

18. Accruals and payables not recognised

18.1 Accruals

		2022/23			2021/22
		30 Days	30+ Days	Total	Total
Listed by economic classification	Note	R'000	R'000	R'000	R'000
Goods and services		3 032	606	3 638	7 076
Interest and rent on land		-	-	-	-
Transfers and subsidies		-	-	-	-
Capital assets		-	-	-	-
Other		-	41	41	-
Total		3 032	647	3 679	7 076

		2022/23	2021/22
Listed by programme level	Note	R'000	R'000
Administration		1 924	1 588
Investigation and Information Management		1 724	4 119
Legal and Investigation Advisory Services		17	1 369
Compliance Monitoring and Stakeholder Management		14	-
Total		3 679	7 076

The above disclosed accruals which could not be expensed by the reporting date, includes amounts for services rendered by Travel adventure, Vodacom, Telkom LTD, AGSA and Bidvest.

18.2 Payables not recognised

		2022/23			2021/22
		30 Days	30+ Days	Total	Total
Listed by economic classification	Note	R'000	R'000	R'000	R'000
Goods and services		378	-	378	689
Interest and rent on land		-	-	-	-
Transfers and subsidies		-	-	-	-
Capital assets		-	-	-	-
Other		-	63	63	-
Total		378	63	441	689

NOTES TO THE ANNUAL FINANCIAL STATEMENTS

for the year ended 31 March 2023

		2022/23	2021/22
Listed by programme level	Note	R'000	R'000
Administration		126	110
Investigation and Information Management		311	579
Legal and Investigation Advisory Services		4	-
		-	-
Total		441	689

		2022/23	2021/22
Included in the above totals are the following:	Note	R'000	R'000
Confirmed balances with other departments	Annex 5	104	1 368
Confirmed balances with other government entities	Annex 5	64	813
Total		168	2 181

19. Employee benefits

		2022/23	2021/22
	Note	R'000	R'000
Leave entitlement		11 267	11 420
Service bonus		6 156	5 982
Performance awards		-	-
Capped leave		3 983	4 102
Other		472	518
Total		21 878	22 022

At this stage the department is not able to reliably measure the long term portion of the long service awards.

Included in the Leave Entitlement is negative Current pro-rata leave balance amounting to R131 718,44 (2021/22: R96 709)

Other made of Leave Discounting, Overtime ,37% in lieu of service benefit and outstanding payments for section 23 of the IPID Act.

NOTES TO THE ANNUAL FINANCIAL STATEMENTS

for the year ended 31 March 2023

20. Lease commitments

20.1 Operating leases

	2022/23				
	Specialised military equipment	Land	Buildings and other fixed structures	Machinery and equipment	Total
	R'000	R'000	R'000	R'000	R'000
Not later than 1 year	-	-	-	461	461
Later than 1 year and not later than 5 years	-	-	-	-	-
Later than 5 years	-	-	-	-	-
Total lease commitments	-	-	-	461	461

	2021/22				
	Specialised military equipment	Land	Buildings and other fixed structures	Machinery and equipment	Total
	R'000	R'000	R'000	R'000	R'000
Not later than 1 year	-	-	-	1 347	1 347
Later than 1 year and not later than 5 years	-	-	-	461	461
Later than 5 years	-	-	-	-	-
Total lease commitments	-	-	-	1 808	1 808

The lease on photocopier machine with Konica Minolta has a renewal option of 24 months with the same terms and condition of the original lease agreement except for rental which shall be reduced by 75% of the rental specified on the contract.

The Department does not have any lease that is subleased.

The Department was not granted any reduction in the lease payments due to the sale of the asset in a sale and leaseback arrangement.

NOTES TO THE ANNUAL FINANCIAL STATEMENTS

for the year ended 31 March 2023

21. Unauthorised, Irregular and Fruitless and wasteful expenditure

		2022/23	2021/22
	Note	R'000	R'000
Unauthorised expenditure - current year		-	-
Irregular expenditure - current year		-	94
Fruitless and wasteful expenditure - current year		10	233
Total		10	327

An Amount of R66 061.58 was recovered in the current financial year. The amount of R64 131.13 was recovered from Travel With Flair subsequent to year end and was accounted for in line with MCS: Events After the Reporting Date (Chapter 17).

22. Related party transactions

List related party relationships and the nature thereof

1. South African Police Services (SAPS) - Reporting to the same Minister
2. Private Security Industry Regulations Authority (PSIRA)-Reporting to the same Minister
3. Civilian Secretariat of Police - Reporting to the same Minister

23. Key management personnel

		2022/23	2021/22
	Note	R'000	R'000
Political office bearers (provide detail below)		-	-
Officials:			
Executive Director		1 770	1 720
Chief Directors including CFO		17 851	18 174
Other Directors		1 159	-
Family members of key management personnel		-	-
Total		20 780	19 894

Other directors include a director that is responsible for Planning, Directing and Controlling the activities of the Department. Political office bearers did not record any expenditure as the Minister of Police expenditure is accounted for by other Entity within the Ministry of Police.

NOTES TO THE ANNUAL FINANCIAL STATEMENTS

for the year ended 31 March 2023

24. Movable Tangible Capital Assets

MOVEMENT IN MOVABLE TANGIBLE CAPITAL ASSETS PER ASSET REGISTER FOR THE YEAR ENDED 31 MARCH 2023

	2022/23				
	Opening balance	Value adjustments	Additions	Disposals	Closing balance
	R'000	R'000	R'000	R'000	R'000
MACHINERY AND EQUIPMENT	81 861		18 767	230	100 398
Transport assets	30 333		9 542	-	39 875
Computer equipment	35 284		8 387	70	43 601
Furniture and office equipment	10 305		93	142	10 256
Other machinery and equipment	5 939		745	18	6 666
TOTAL MOVABLE TANGIBLE CAPITAL ASSETS	81 861		18 767	230	100 398

The additions only represents the assets that were received and paid for in the year under review.

Movable Tangible Capital Assets under investigation

	Note	Number	Value R'000
Included in the above total of the movable tangible capital assets per the asset register that are under investigation:			
Machinery and equipment		216	7 426
Total		216	7426

Assets under investigation represent items that were identified for disposal as well as the lost items that were reported to the Loss Control Committee for an appropriate action.

NOTES TO THE ANNUAL FINANCIAL STATEMENTS

for the year ended 31 March 2023

24.1 MOVEMENT IN MOVABLE TANGIBLE CAPITAL ASSETS PER ASSET REGISTER FOR THE YEAR ENDED 31 MARCH 2022

	2021/22				
	Opening balance	Prior period error	Additions	Disposals	Closing balance
	R'000	R'000	R'000	R'000	R'000
MACHINERY AND EQUIPMENT	67 796	25	14 540	500	81 861
Transport assets	24 547		6 099	313	30 333
Computer equipment	28 269		7 149	134	35 284
Furniture and office equipment	9 870	25	463	53	10 305
Other machinery and equipment	5 110		829	-	5 939
TOTAL MOVABLE TANGIBLE CAPITAL ASSETS	67 796	25	14 540	500	81 861

The additions only represents the assets that were received and paid for in the year under review

24.1.1 Prior period error

Nature of prior period error	Note	2021/22	
			R'000
Relating to 2021/22	24		
Office Furniture			25
Relating to 2021/22			
			-
Total prior period errors			25

This is the correction of assets that were incorrectly removed from the asset register in a prior year (2021/22 FY)

NOTES TO THE ANNUAL FINANCIAL STATEMENTS

for the year ended 31 March 2023

24.2 Minor assets

MOVEMENT IN MINOR CAPITAL ASSETS PER THE ASSET REGISTER FOR THE YEAR ENDED 31 MARCH 2023

	2022/23					
	Specialised military assets	Intangible assets	Heritage assets	Machinery and equipment	Biological assets	Total
	R'000	R'000	R'000	R'000	R'000	R'000
Opening balance	-	-	-	12 382	-	12 382
Value adjustments	-	-	-	-	-	-
Additions	-	-	-	183	-	183
Disposals	-	-	-	240	-	240
Total Minor assets	-	-	-	12 325	-	12 325

	Specialised military assets	Intangible assets	Heritage assets	Machinery and equipment	Biological assets	Total
Number of R1 minor assets				-		-
Number of minor assets at cost				7 263		7 263
Total number of minor assets				7 263		7 263

Minor capital assets under investigation

	Note	Number	Value R'000
Included in the above total of the minor capital assets per the asset register that are under investigation:			
Machinery and equipment		225	552

The amount disclosed includes assets identified for disposal and are placed on suspense until the investigation is finalised.

NOTES TO THE ANNUAL FINANCIAL STATEMENTS

for the year ended 31 March 2023

MOVEMENT IN MINOR ASSETS PER THE ASSET REGISTER FOR THE YEAR ENDED 31 MARCH 2022

	2021/22					
	Specialised military assets	Intangible assets	Heritage assets	Machinery and equipment	Biological assets	Total
	R'000	R'000	R'000	R'000	R'000	R'000
Opening balance	-	-	-	11 602	-	11 602
Prior period error	-	-	-	148	-	148
Additions	-	-	-	981	-	981
Disposals	-	-	-	349	-	349
Total Minor assets	-	-	-	12 382	-	12 382

	Specialised military assets	Intangible assets	Heritage assets	Machinery and equipment	Biological assets	Total
Number of R1 minor assets	-	-	-	-	-	-
Number of minor assets at cost	-	-	-	7 209	-	7 209
Total number of minor assets	-	-	-	7 209	-	7 209

24.2.1 Prior period error

Nature of prior period error	Note	2021/22
		R'000
Relating to 2021/22		
Machinery and Equipment		148
Relating to 2021/22		
		-
Total prior period errors		148

This is a correction of minor assets that were incorrectly removed from the asset register as duplicate in a prior year, (2021/22 fy).

NOTES TO THE ANNUAL FINANCIAL STATEMENTS

for the year ended 31 March 2023

25. Prior period errors

25.1 Correction of prior period errors

	Note	2021/22		
		Amount bef error correction	Prior period error	Restated
		R'000	R'000	R'000
Expenditure: (E.g. Compensation of employees, Goods and services, Tangible capital assets, etc.)	25			
Goods and services - Prepayments		-	15 000	15 000
Net effect			15 000	15 000

R15 Million was a prepayment made to GCIS in 2021/22 Financial year for bulk procurement of Media and Marketing Services in line with Government Communication Policy.

	Note	2021/22		
		Amount bef error correction	Prior period error	Restated
		R'000	R'000	R'000
Assets: (E.g. Receivables, Investments, Accrued departmental revenue, Movable tangible capital assets, etc.)	25			
Transport Assets		30 333	-	30 333
Computer equipment		35 284	-	35 284
Furniture and office equipment		10 280	25	10 305
Other machinery and equipment		5 939	-	5 939
Net effect		81 836	25	81 861

This is the correction of assets that were incorrectly removed from the asset register in a prior year (2021/22 FY)

NOTES TO THE ANNUAL FINANCIAL STATEMENTS

for the year ended 31 March 2023

26. Inventories

26.1 Inventories for the year ended 31 March 2023

	2022/23				
	Clothing material and accessories	Other Supplies	Insert major category of inventory	Insert major category of inventory	Total
	R'000	R'000	R'000	R'000	R'000
Opening balance	983	153	-	-	1 136
Add/(Less): Adjustments to prior year balances	-	28	-	-	28
Add: Additions/Purchases - Cash	-	-	-	-	-
Add: Additions/Purchases - Non-cash	-	-	-	-	-
(Less): Disposals	-	-	-	-	-
(Less): Issues	(406)	(20)	-	-	(426)
Add/(Less): Received current, not paid (Paid current year, received)	-	-	-	-	-
Add/(Less): Adjustments	-	-	-	-	-
Closing balance	577	161	-	-	738

NOTES TO THE ANNUAL FINANCIAL STATEMENTS

for the year ended 31 March 2023

Inventories for the year ended 31 March 2022

	2021/22				
	Clothing material and accessories	Other Supplies	Insert major category of inventory	Insert major category of inventory	Total
	R'000	R'000	R'000	R'000	R'000
Opening balance	865	180	-	-	1 045
Add/(Less): Adjustments to prior year balances	-	-	-	-	-
Add: Additions/Purchases - Cash	118	-	-	-	118
Add: Additions/Purchases - Non-cash	-	-	-	-	-
(Less): Disposals	-	-	-	-	-
(Less): Issues	-	(27)	-	-	(27)
Add/(Less): Received current, not paid (Paid current year, received)	-	-	-	-	-
Add/(Less): Adjustments	-	-	-	-	-
Closing balance	983	153	-	-	1 136

27. COVID 19 Response expenditure

	Note	2022/23	2021/22
		R'000	R'000
Compensation of employees			
Goods and services		-	234
Transfers and subsidies		-	-
Expenditure for capital assets		-	-
Other		-	-
Total	Annex 11	-	234

Since the withdrawal of the Covid-19 regulations, the department did not incur any expenditure related to the pandemic..

ANNEXURES TO THE ANNUAL FINANCIAL STATEMENT

for the year ended 31 March 2023

ANNEXURE 1B

STATEMENT OF TRANSFERS TO DEPARTMENTAL AGENCIES AND ACCOUNTS

Departmental Agency or Account	2022/23				2021/22		
	TRANSFER ALLOCATION		TRANSFER		Final Budget	Actual transfer	Actual transfer
	Adjusted Budget	Roll overs	Adjustments	Total Available			
R'000	R'000	R'000	R'000	R'000	R'000	R'000	R'000
SASSETA	719	-	-	719	719	703	701
Communication: Licences and (radio and TV)	6	-	-	6	6	2	4
TOTAL	725	-	-	725	725	705	705

ANNEXURES TO THE ANNUAL FINANCIAL STATEMENT

for the year ended 31 March 2023

ANNEXURE 1G

STATEMENT OF TRANSFERS TO HOUSEHOLDS

Household	2022/23				2021/22			
	Adjusted Budget R'000	Roll overs R'000	Adjustments R'000	Total Available R'000	Actual transfer R'000	% of available funds transferred	Final Budget R'000	Actual transfer R'000
Transfers								
Leave Gratuity	-	-	818	818	818	100%	394	396
Claim against the State	-	-	33	33	32	97%	365	365
Act of Grace	-	-	10	10	10	100%	-	-
TOTAL	-	-	861	861	860		759	761

ANNEXURES TO THE ANNUAL FINANCIAL STATEMENT

for the year ended 31 March 2023

ANNEXURE 1H

STATEMENT OF GIFTS, DONATIONS AND SPONSORSHIPS RECEIVED

Name of organisation	Nature of gift, donation or sponsorship	2022/23	2021/22
		R'000	R'000
Received in cash			
		-	-
Subtotal			
Received in kind			
MTN	Promotional Materials	-	3
APCOF	Donation for the venue where case prioritisation Workshop was held	36	-
SANLAM	Thank you gifts for the IPID Women's Day event	1	-
Consulate General of the Federal Republic of Nigeria	Birthday Gift	5	-
Bidvest	Gift-Tokyo Wireless Charger and Bluetooth Speaker	1	-
Subtotal		43	3
TOTAL		43	3

ANNEXURES TO THE ANNUAL FINANCIAL STATEMENT

for the year ended 31 March 2023

ANNEXURE 3B

STATEMENT OF CONTINGENT LIABILITIES AS AT 31 MARCH 2023

Nature of liability	Opening balance 1 April 2022	Liabilities incurred during the year	Liabilities paid / cancelled / reduced during the year	Liabilities recoverable (Provide details hereunder)	Closing balance 31 March 2023
	R'000	R'000	R'000	R'000	R'000
Claims against the department					
General Mpembe vs Minister of Police	750		750		-
Richard Nziyane vs Minister of Police	480		480		-
Moiloa & Others vs Minister of Police	1 920		1 920		-
Mlangeni vs Minister of Police and Others	1 000		1 000		-
Booyesen Johan Wessel	10 500		10 500		-
Netshapala Mukondoleli Lesley vs Minister of Police	1 700		1 700		-
Munsami Yogandran vs Minister of Police	600		600		-
Manyamalala and 9 Others v Minister of Police	8 000				8 000
Mokoena v Minister of Police and Another	250				250
Senyatse Abraham Rasekhula v IPID and Others	660		660		-
Masopha Sefatsa and 15 Others v IPID	14 050				14 050

ANNEXURES TO THE ANNUAL FINANCIAL STATEMENT

for the year ended 31 March 2023

Nature of liability	Opening balance 1 April 2022	Liabilities incurred during the year	Liabilities paid / cancelled / reduced during the year	Liabilities recoverable (Provide details hereunder)	Closing balance 31 March 2023
	R'000	R'000	R'000	R'000	R'000
Inbanathan Kistiah and 2 others v IPID	7 500				7 500
Moabelo KM	200				200
Machaba MS	200				200
Mochitele ME	200				200
Mokomane NS	546				546
Thaba LI	529				529
Chauke NF	200				200
Retlhakane Technology	193				193
Mabena MR	500				500
Shoba MI	1 900				1 900
Machete P P	1 900				1 900
Mailula T G	1 900				1 900
Moloi TV	1 900				1 900
Mkhabele L	1 900				1 900
Nkqonkqoza Z	1 900				1 900
Mofokeng T D	2 500				2 500
Dlodlo M F	2 500				2 500
Mzamane E	2 500				2 500
Rilityana V	700				700
Muloyi L	5 000				5 000
Vilakazi J	5 000				5 000

ANNEXURES TO THE ANNUAL FINANCIAL STATEMENT

for the year ended 31 March 2023

Nature of liability	Opening balance 1 April 2022	Liabilities incurred during the year	Liabilities paid / cancelled / reduced during the year	Liabilities recoverable (Provide details hereunder)	Closing balance 31 March 2023
	R'000	R'000	R'000	R'000	R'000
Mhlanga T	5 000				5 000
Kennedy R & Others	15 000				15 000
Barnard JT	1 820				1 820
May N D	5 000				5 000
Miya T R	1 665				1 665
Ditheko R	2 500				2 500
SBO Mpumela		800			800
M Gigaba		800			800
MH Mba		800			800
		800			800
MB Hlathi					
Chiliza TM		29	29		-
Lotter C		21			21
Matyobeni H		500			500
					-
Subtotal	110 563	3 750	17 639	-	96 674
TOTAL	110 563	3 750	17 639	-	96 674

ANNEXURES TO THE ANNUAL FINANCIAL STATEMENT

for the year ended 31 March 2023

ANNEXURE 4

CLAIMS RECOVERABLE

Government entity	Confirmed balance outstanding		Unconfirmed balance outstanding		Total		Cash-in-transit at year end 2022/23 *
	31/03/2023 R'000	31/03/2022 R'000	31/03/2023 R'000	31/03/2022 R'000	31/03/2023 R'000	31/03/2022 R'000	
Department							Receipt date up to six (6) working days after year end
Department of Justice and Constitutional Development	3	3	-	-	3	3	Amount
National Prosecution Authority	271	481			271	481	
Subtotal	274	484	-	-	274	484	R'000
TOTAL	274	484	-	-	274	484	-

ANNEXURES TO THE ANNUAL FINANCIAL STATEMENT

for the year ended 31 March 2023

ANNEXURE 5

INTERGOVERNMENT PAYABLES

GOVERNMENT ENTITY	Confirmed balance outstanding		Unconfirmed balance outstanding		Total	Cash-in-transit at year end 2022/23*		
	31/03/2023	31/03/2022	31/03/2023	31/03/2022			31/03/2023	31/03/2022
	R'000	R'000	R'000	R'000	R'000	R'000		R'000
DEPARTMENTS								
Current								
Department of Justice and Constitutional Development	-	1 368	-	-	-	1 368	04/04/2023	168
Department of transport	63	-	-	-	63	-		
Department of Public works	41	-	-	-	41	-		
Subtotal	104	1 368	-	-	104	1 368		168
Total Departments	104	1 368	-	-	104	1 368		168
OTHER GOVERNMENT ENTITIES								
Current								
Property Management Trading Entity (DPW)	-	813	-	-	-	813		
SITA	64	-	-	-	64	-		

ANNEXURES TO THE ANNUAL FINANCIAL STATEMENT

for the year ended 31 March 2023

GOVERNMENT ENTITY	Confirmed balance outstanding		Unconfirmed balance outstanding		Total	Cash-in-transit at year end 2022/23*	
	31/03/2023 R'000	31/03/2022 R'000	31/03/2023 R'000	31/03/2022 R'000		31/03/2023 R'000	31/03/2022 R'000
Subtotal	64	813	-	-	64	813	
TOTAL INTERGOVERNMENT PAYABLES	168	2 181	-	-	168	2 181	

ANNEXURES TO THE ANNUAL FINANCIAL STATEMENT

for the year ended 31 March 2023

ANNEXURE 6

INVENTORIES

	Clothing Material and Accessories	Other Supplies	Insert major category of inventory	Insert major category of inventory	Total
	R'000	R'000	R'000	R'000	R'000
Inventories for the year ended 31 March 2023					
Opening balance	983	153	-	-	1 136
Add/(Less): Adjustments to prior year balances	-	28	-	-	28
Add: Additions/Purchases - Cash	-	-	-	-	-
Add: Additions - Non-cash	-	-	-	-	-
(Less): Disposals	-	-	-	-	-
(Less): Issues	(406)	(20)	-	-	(426)
Add/(Less): Received current, not paid; (Paid current year, received prior year)	-	-	-	-	-
Add/(Less): Adjustments	-	-	-	-	-
Closing balance	577	161	-	-	738

ANNEXURES TO THE ANNUAL FINANCIAL STATEMENT

for the year ended 31 March 2023

	Clothing Material and Accessories	Other Supplies	Insert major category of inventory	Insert major category of inventory	Total
Inventories for the year ended 31 March 2022	R'000	R'000	R'000	R'000	R'000
Opening balance	865	180	-	-	1 045
Add/(Less): Adjustments to prior year balances	-	-	-	-	-
Add: Additions/Purchases - Cash	118	-	-	-	118
Add: Additions - Non-cash	-	-	-	-	-
(Less): Disposals	-	-	-	-	-
(Less): Issues	-	(27)	-	-	(27)
Add/(Less): Received current, not paid; (Paid current year, received prior year)	-	-	-	-	-
Add/(Less): Adjustments	-	-	-	-	-
Closing balance	983	153	-	-	1 136

ANNEXURES TO THE ANNUAL FINANCIAL STATEMENT

for the year ended 31 March 2023

ANNEXURE 11

COVID 19 RESPONSE EXPENDITURE

Per quarter and in total

Expenditure per economic classification	2022/23				2021/22
	Q1	Q2	Q3	Q4	Total
	R'000	R'000	R'000	R'000	R'000
Compensation of employees					
Goods and services					234
List all applicable SCOA level 4 items					
Consumable supplies	-	-	-	-	98
Property payments	-	-	-	-	102
Minor assets	-	-	-	-	34
Transfers and subsidies					
List all applicable SCOA level 4 items					
Expenditure for capital assets					
List all applicable SCOA level 4 items					
Other expenditure not listed above					
List all applicable SCOA level 4 items					
TOTAL COVID 19 RESPONSE EXPENDITURE	-	-	-	-	234

Following the withdrawal of the covid-19 regulations, the department did not incur any covid 19 expenditure.



HEAD OFFICE

Physical Address:

473 Benstra Building
Stanza Bopape Street
Arcadia
Pretoria
0001

Postal Address:

Private Bag x 941
Pretoria
0001

Telephone:

012 399 0000

Fax:

012 326 0408

E-mail:

complaints@ipid.gov.za

Website:

www.ipid.gov.za

RP242/2023

ISBN: 978-0-621-51368-4

Title of Publication: IPID Annual Report 2022/2023



**independent police
investigative directorate**

Department:
Independent Police Investigative Directorate
REPUBLIC OF SOUTH AFRICA